

# APEX Calculus

for University of Lethbridge

# APEX Calculus

for University of Lethbridge

Gregory Hartman, Ph.D.  
Virginia Military Institute

Sean Fitzpatrick, Ph.D., Editor  
University of Lethbridge

Alex Jordan, Ph.D., Editor  
Portland Community College

Carly Vollet, M.S., Editor  
Portland Community College

July 4, 2024

**Contributors to the 4th Edition:** Jennifer Bowen, Troy Siemers, Brian Heinold,  
Dimplekumar Chalishajar

**Edition:** 5

**Website:** [apexcalculus.com](http://apexcalculus.com)<sup>1</sup>

©2021 Gregory Hartman

Licensed to the public under Creative Commons Attribution-Noncommercial 4.0  
International Public License

---

<sup>1</sup>[www.apexcalculus.com](http://www.apexcalculus.com)

# Thanks

There are many people who deserve recognition for the important role they have played in the development of this text. First, I thank Michelle for her support and encouragement, even as this “project from work” occupied my time and attention at home. Many thanks to Troy Siemers, whose most important contributions extend far beyond the sections he wrote or the 227 figures he coded in Asymptote for 3D interaction. He provided incredible support, advice and encouragement for which I am very grateful. My thanks to Brian Heinold and Dimplekumar Chalishajar for their contributions and to Jennifer Bowen for reading through so much material and providing great feedback early on. Thanks to Troy, Lee Dewald, Dan Joseph, Meagan Herald, Bill Lowe, John David, Vonda Walsh, Geoff Cox, Jessica Libertini and other faculty of VMI who have given me numerous suggestions and corrections based on their experience with teaching from the text. (Special thanks to Troy, Lee and Dan for their patience in teaching Calc III while I was still writing the Calc III material.) Thanks to Randy Cone for encouraging his tutors of VMI's Open Math Lab to read through the text and check the solutions, and thanks to the tutors for spending their time doing so. A very special thanks to Kristi Brown and Paul Janiczek who took this opportunity far above and beyond what I expected, meticulously checking every solution and carefully reading every example. Their comments have been extraordinarily helpful. I am also thankful for the support provided by Wane Schneiter, who as my Dean provided me with extra time to work on this project. I am blessed to have so many people give of their time to make this book better.



# Preface

**A Note on Using this Text.** Thank you for reading this short preface. Allow us to share a few key points about the text so that you may better understand what you will find beyond this page.

This text comprises a three—volume series on Calculus. The first part covers material taught in many “Calc 1” courses: limits, derivatives, and the basics of integration, found in Chapters 1 through 6.1. The second text covers material often taught in “Calc 2:” integration and its applications, including an introduction to differential equations, along with an introduction to sequences, series and Taylor Polynomials, found in Chapters 5 through 8. The third text covers topics common in “Calc 3” or “multivariable calc:” parametric equations, polar coordinates, vector-valued functions, and functions of more than one variable, found in Chapters 10 through 15. All three are available separately for free at [apexcalculus.com](http://apexcalculus.com)<sup>2</sup>, and HTML versions of the book can be found at [opentext.uleth.ca](http://opentext.uleth.ca)<sup>3</sup>.

These three texts are intended to work together and make one cohesive text, *APEX Calculus*, which can also be downloaded from the website.

Printing the entire text as one volume makes for a large, heavy, cumbersome book. One can certainly only print the pages they currently need, but some prefer to have a nice, bound copy of the text. Therefore this text has been split into these three manageable parts, each of which can be purchased for about \$15 at [Amazon.com](http://Amazon.com)<sup>4</sup>.

**For Students: How to Read this Text.** Mathematics textbooks have a reputation for being hard to read. High—level mathematical writing often seeks to say much with few words, and this style often seeps into texts of lower—level topics. This book was written with the goal of being easier to read than many other calculus textbooks, without becoming too verbose.

Each chapter and section starts with an introduction of the coming material, hopefully setting the stage for “why you should care,” and ends with a look ahead to see how the just—learned material helps address future problems.

- *Please read the text.*

It is written to explain the concepts of Calculus. There are numerous examples to demonstrate the meaning of definitions, the truth of theorems, and the application of mathematical techniques. When you encounter a sentence you don’t understand, read it again. If it still doesn’t make sense, read on anyway, as sometimes confusing sentences are explained by later sentences.

---

<sup>2</sup>[apexcalculus.com](http://apexcalculus.com)

<sup>3</sup>[opentext.uleth.ca/calculus.html](http://opentext.uleth.ca/calculus.html)

<sup>4</sup>[amazon.com](http://amazon.com)

- *You don't have to read every equation.*

The examples generally show “all” the steps needed to solve a problem. Sometimes reading through each step is helpful; sometimes it is confusing. When the steps are illustrating a new technique, one probably should follow each step closely to learn the new technique. When the steps are showing the mathematics needed to find a number to be used later, one can usually skip ahead and see how that number is being used, instead of getting bogged down in reading how the number was found.

- *Most proofs have been omitted.*

In mathematics, *proving* something is always true is extremely important, and entails much more than testing to see if it works twice. However, students often are confused by the details of a proof, or become concerned that they should have been able to construct this proof on their own. To alleviate this potential problem, we do not include the proofs to most theorems in the text. The interested reader is highly encouraged to find proofs online or from their instructor. In most cases, one is very capable of understanding what a theorem *means* and *how to apply it* without knowing fully *why* it is true.

**Interactive, 3D Graphics.** Versions 3.0 and 4.0 of the textbook include interactive, 3D graphics in the pdf version. Nearly all graphs of objects in space can be rotated, shifted, and zoomed in/out so the reader can better understand the object illustrated. However, the only pdf viewers that support these 3D graphics are Adobe Reader Acrobat (and only the versions for PC/Mac/Unix/Linux computers, not tablets or smartphones).

The latest version of the book, which is authored in PreTeXt, is available in html. In html, the 3D graphics are rendered using WebGL, and should work in any modern web browser.

Interactive graphics are no longer supported within the pdf, but clicking on any 3D graphic within the pdf will take you directly to the interactive version on the web.

**APEX – Affordable Print and Electronic teXts.** APEX is a consortium of authors who collaborate to produce high quality, low cost textbooks. The current textbook—writing paradigm is facing a potential revolution as desktop publishing and electronic formats increase in popularity. However, writing a good textbook is no easy task, as the time requirements alone are substantial. It takes countless hours of work to produce text, write examples and exercises, edit and publish. Through collaboration, however, the cost to any individual can be lessened, allowing us to create texts that we freely distribute electronically and sell in printed form for an incredibly low cost. Having said that, nothing is entirely free; someone always bears some cost. This text “cost” the authors of this book their time, and that was not enough. **APEX Calculus** would not exist had not the Virginia Military Institute, through a generous Jackson—Hope grant, given the lead author significant time away from teaching so he could focus on this text.

Each text is available as a free .pdf, protected by a Creative Commons Attribution - Noncommercial 4.0 copyright. That means you can give the .pdf to anyone you like, print it in any form you like, and even edit the original content and redistribute it. If you do the latter, you must clearly reference this work and you cannot sell your edited work for money.

We encourage others to adapt this work to fit their own needs. One might add sections that are “missing” or remove sections that your students won't

need. The source files can be found at [github.com/APEXCalculus](https://github.com/APEXCalculus)<sup>5</sup>.

You can learn more at [www.vmi.edu/APEX](http://www.vmi.edu/APEX)<sup>6</sup>.

**First PreTeXt Edition (Version 5.0).** Key changes from Version 4.0 to 5.0:

- The underlying source code has been completely rewritten, to use the [PreTeXt](https://pretextbook.org)<sup>7</sup> language, instead of the original  $\text{\LaTeX}$ .
- Using PreTeXt allows us to produce the books in multiple formats, including html, which is both more accessible and more interactive than the original pdf. html versions of the book can be found at [opentext.uleth.ca](http://opentext.uleth.ca)<sup>8</sup>.
- The appendix on differential equations from the “Calculus for Quarters” version of the book has been included as Chapter 8, just after applications of integration. Chapters 8 — 14 are now numbered 9 — 15 as a result.
- In the html version of the book, many of the exercises are now interactive, and powered by WeBWork.

Key changes from Version 3.0 to 4.0:

- Numerous typographical and “small” mathematical corrections (again, thanks to all my close readers!).
- “Large” mathematical corrections and adjustments. There were a number of places in Version 3.0 where a definition/theorem was not correct as stated. See [www.apexcalculus.com](http://www.apexcalculus.com)<sup>9</sup> for more information.
- More useful numbering of Examples, Theorems, etc. . “Definition 11.4.2” refers to the second definition of Chapter 11, Section 4.
- The addition of Section 13.7: Triple Integration with Cylindrical and Spherical Coordinates
- The addition of Chapter 14: Vector Analysis.

---

<sup>5</sup>[github.com/APEXCalculus](https://github.com/APEXCalculus)

<sup>6</sup>[www.vmi.edu/APEX](http://www.vmi.edu/APEX)

<sup>7</sup>[pretextbook.org](https://pretextbook.org)

<sup>8</sup>[opentext.uleth.ca/calculus.html](http://opentext.uleth.ca/calculus.html)

<sup>9</sup>[apexcalculus.com](http://apexcalculus.com)

# A Brief History of Calculus

*Calculus* means “a method of calculation or reasoning.” When one computes the sales tax on a purchase, one employs a simple calculus. When one finds the area of a polygonal shape by breaking it up into a set of triangles, one is using another calculus. Proving a theorem in geometry employs yet another calculus.

Despite the wonderful advances in mathematics that had taken place into the first half of the 17th century, mathematicians and scientists were keenly aware of what they *could not do*. (This is true even today.) In particular, two important concepts eluded mastery by the great thinkers of that time: area and rates of change.

Area seems innocuous enough; areas of circles, rectangles, parallelograms, etc., are standard topics of study for students today just as they were then. However, the areas of *arbitrary* shapes could not be computed, even if the boundary of the shape could be described exactly.

Rates of change were also important. When an object moves at a constant rate of change, then “distance = rate  $\times$  time.” But what if the rate is not constant—can distance still be computed? Or, if distance is known, can we discover the rate of change?

It turns out that these two concepts were related. Two mathematicians, Sir Isaac Newton and Gottfried Leibniz, are credited with independently formulating a system of computing that solved the above problems and showed how they were connected. Their system of reasoning was “a” calculus. However, as the power and importance of their discovery took hold, it became known to many as “the” calculus. Today, we generally shorten this to discuss “calculus.”

# Contents

Thanks	iv
--------	----

Preface	v
---------	---

A Brief History of Calculus	viii
-----------------------------	------

## I Math 1565: Accelerated Calculus I

1 Limits	2
----------	---

1.1 An Introduction To Limits . . . . .	2
1.2 Epsilon-Delta Definition of a Limit . . . . .	10
1.3 Finding Limits Analytically . . . . .	18
1.4 One-Sided Limits . . . . .	30
1.5 Continuity . . . . .	39
1.6 Limits Involving Infinity . . . . .	50

2 Derivatives	62
---------------	----

2.1 Instantaneous Rates of Change: The Derivative . . . . .	62
2.2 Interpretations of the Derivative . . . . .	78
2.3 Basic Differentiation Rules . . . . .	85
2.4 The Product and Quotient Rules . . . . .	93
2.5 The Chain Rule . . . . .	103
2.6 Implicit Differentiation. . . . .	113
2.7 Derivatives of Inverse Functions . . . . .	124

3 The Graphical Behavior of Functions	131
---------------------------------------	-----

3.1 Extreme Values . . . . .	131
3.2 The Mean Value Theorem . . . . .	140
3.3 Increasing and Decreasing Functions . . . . .	146
3.4 Concavity and the Second Derivative . . . . .	154
3.5 Curve Sketching . . . . .	163

**4 Applications of the Derivative 171**

4.1	Newton's Method . . . . .	171
4.2	Related Rates. . . . .	177
4.3	Optimization . . . . .	186
4.4	Differentials . . . . .	193
4.5	Taylor Polynomials . . . . .	201
4.6	L'Hospital's Rule . . . . .	213

**5 Integration 222**

5.1	Antiderivatives and Indefinite Integration . . . . .	222
5.2	The Definite Integral . . . . .	231
5.3	Riemann Sums . . . . .	243
5.4	The Fundamental Theorem of Calculus . . . . .	258
5.5	Numerical Integration . . . . .	272
5.6	Substitution . . . . .	286
5.7	Hyperbolic Functions . . . . .	304

**II Math 2565: Accelerated Calculus II****6 Techniques of Antidifferentiation 318**

6.1	Integration by Parts. . . . .	318
6.2	Trigonometric Integrals . . . . .	328
6.3	Trigonometric Substitution . . . . .	339
6.4	Partial Fraction Decomposition . . . . .	348
6.5	Improper Integration . . . . .	356

**7 Applications of Integration 366**

7.1	Area Between Curves . . . . .	367
7.2	Volume by Cross-Sectional Area; Disk and Washer Methods . . . . .	376
7.3	The Shell Method . . . . .	386
7.4	Arc Length and Surface Area. . . . .	395
7.5	Work . . . . .	405
7.6	Fluid Forces . . . . .	415

**8 Differential Equations 423**

8.1	Graphical and Numerical Solutions to Differential Equations . . . . .	423
8.2	Separable Differential Equations . . . . .	435
8.3	First Order Linear Differential Equations . . . . .	441
8.4	Modeling with Differential Equations . . . . .	449

**9 Sequences and Series 459**

9.1	Sequences. . . . .	459
9.2	Infinite Series. . . . .	474
9.3	Integral and Comparison Tests . . . . .	490
9.4	Ratio and Root Tests . . . . .	501
9.5	Alternating Series and Absolute Convergence . . . . .	508
9.6	Power Series . . . . .	518
9.7	Taylor Series . . . . .	529

**10 Curves in the Plane 542**

10.1 Conic Sections . . . . .	542
10.2 Parametric Equations . . . . .	556
10.3 Calculus and Parametric Equations. . . . .	566
10.4 Introduction to Polar Coordinates . . . . .	576
10.5 Calculus and Polar Functions . . . . .	590

**11 Introduction to Functions of Several Variables 601**

11.1 Introduction to Multivariable Functions . . . . .	601
11.2 Limits and Continuity of Multivariable Functions . . . . .	609
11.3 Partial Derivatives . . . . .	618

**III Math 2575: Accelerated Calculus III****12 Vectors 631**

12.1 Introduction to Cartesian Coordinates in Space . . . . .	631
12.2 An Introduction to Vectors . . . . .	647
12.3 The Dot Product. . . . .	660
12.4 The Cross Product . . . . .	672
12.5 Lines . . . . .	682
12.6 Planes . . . . .	691

**13 Vector Valued Functions 699**

13.1 Vector-Valued Functions . . . . .	699
13.2 Calculus and Vector-Valued Functions . . . . .	705
13.3 The Calculus of Motion . . . . .	717
13.4 Unit Tangent and Normal Vectors . . . . .	730
13.5 The Arc Length Parameter and Curvature . . . . .	739

**14 Functions of Several Variables, Continued 749**

14.1 Differentiability and the Total Differential . . . . .	749
14.2 The Multivariable Chain Rule . . . . .	759
14.3 Directional Derivatives. . . . .	768
14.4 Tangent Lines, Normal Lines, and Tangent Planes . . . . .	778
14.5 Extreme Values . . . . .	787
14.6 The Derivative as a Linear Transformation . . . . .	796
14.7 Constrained Optimization and Lagrange Multipliers . . . . .	805
14.8 Hessians and the General Second Derivative Test . . . . .	811

**15 Multiple Integration 817**

15.1 Iterated Integrals and Area . . . . .	817
15.2 Double Integration and Volume. . . . .	826
15.3 Double Integration with Polar Coordinates . . . . .	837
15.4 Center of Mass . . . . .	845
15.5 Surface Area . . . . .	857
15.6 Volume Between Surfaces and Triple Integration . . . . .	864
15.7 Triple Integration with Cylindrical and Spherical Coordinates . . . . .	886
15.8 Change of Variables in Multiple Integrals. . . . .	898

**16 Vector Analysis 920**

16.1	Introduction to Line Integrals . . . . .	921
16.2	Vector Fields . . . . .	931
16.3	Line Integrals over Vector Fields . . . . .	940
16.4	Flow, Flux, Green's Theorem and the Divergence Theorem . . . . .	950
16.5	Parametrized Surfaces and Surface Area . . . . .	960
16.6	Surface Integrals. . . . .	972
16.7	The Divergence Theorem and Stokes' Theorem . . . . .	979

**Appendices****A Answers to Selected Exercises 994****B Quick Reference 1079**

B.1	Differentiation Formulas . . . . .	1079
B.2	Integration Formulas . . . . .	1080
B.3	Trigonometry Reference . . . . .	1082
B.4	Areas and Volumes . . . . .	1084
B.5	Algebra. . . . .	1085
B.6	Additional Formulas . . . . .	1087
B.7	Summary of Tests for Series . . . . .	1088

**Back Matter****Index 1089**



## **Part I**

# **Math 1565: Accelerated Calculus I**

# Chapter 1

## Limits

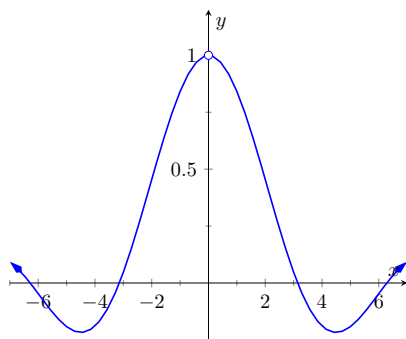
The foundation of “the calculus” is the **limit**. It is a tool to describe a particular behavior of a function. This chapter begins our study of the limit by approximating its value graphically and numerically. After a formal definition of the limit, properties are established that make “finding limits” tractable. Once the limit is understood, then the problems of area and rates of change can be approached.

### 1.1 An Introduction To Limits

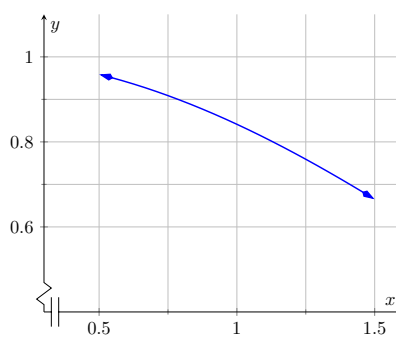
We begin our study of *limits* by considering examples that demonstrate key concepts that will be explained as we progress.

Consider the function  $y = \frac{\sin(x)}{x}$ . When  $x$  is near the value 1, what value (if any) is  $y$  near?

While our question is not precisely formed (what constitutes “near the value 1?”), the answer does not seem difficult to find. One might think first to look at a graph of this function to approximate the appropriate  $y$  values. Consider [Figure 1.1.3](#), where  $y = \frac{\sin(x)}{x}$  is graphed. For values of  $x$  near 1, it seems that  $y$  takes on values near 0.85. In fact, when  $x = 1$ , then  $y = \frac{\sin(1)}{1} \approx 0.84$ , so it makes sense that when  $x$  is “near” 1,  $y$  will be “near” 0.84.



**Figure 1.1.2**  $\sin(x)/x$



**Figure 1.1.3**  $\sin(x)/x$  near  $x = 1$

Consider this same function again at a different value for  $x$ . When  $x$  is near 0, what value (if any) is  $y$  near? By considering [Figure 1.1.4](#), one can see that it seems that  $y$  takes on values near 1. But what happens when  $x = 0$ ? We have

$$y \rightarrow \frac{\sin(0)}{0} \rightarrow \frac{0}{0}.$$



[youtu.be/watch?v=37n0cZn6Lyc](https://youtu.be/watch?v=37n0cZn6Lyc)

**Figure 1.0.1** Overview of Calculus



[youtu.be/watch?v=rG3XVvFIZPY](https://youtu.be/watch?v=rG3XVvFIZPY)

**Figure 1.1.1** The concept of a limit

The expression  $0/0$  has no value; it is **indeterminate**. Such an expression gives no information about what is going on with the function nearby. We cannot find out how  $y$  behaves near  $x = 0$  for this function simply by letting  $x = 0$ .

Finding a limit entails understanding how a function behaves near a particular value of  $x$ . Before continuing, it will be useful to establish some notation. Let  $y = f(x)$ ; that is, let  $y$  be a function of  $x$  for some function  $f$ . The expression “the limit of  $y$  as  $x$  approaches 1” describes a number, often referred to as  $L$ , that  $y$  nears as  $x$  nears 1. We write all this as

$$\lim_{x \rightarrow 1} y = \lim_{x \rightarrow 1} f(x) = L.$$

This is not a complete definition (that will come in the next section); this is a pseudo-definition that will allow us to explore the idea of a limit.

Above, where  $f(x) = \sin(x)/x$ , we approximated

$$\lim_{x \rightarrow 1} \frac{\sin(x)}{x} \approx 0.84 \quad \text{and} \quad \lim_{x \rightarrow 0} \frac{\sin(x)}{x} \approx 1.$$

(We approximated these limits, hence used the “ $\approx$ ” symbol, since we are working with the pseudo-definition of a limit, not the actual definition.)

Once we have the true definition of a limit, we will find limits *analytically*; that is, exactly using a variety of mathematical tools. For now, we will *approximate* limits both graphically and numerically. Graphing a function can provide a good approximation, though often not very precise. Numerical methods can provide a more accurate approximation. We have already approximated limits graphically, so we now turn our attention to numerical approximations.

Consider again  $\lim_{x \rightarrow 1} \frac{\sin(x)}{x}$ . To approximate this limit numerically, we can create a table of  $x$  and  $f(x)$  values where  $x$  is “near” 1. This is done in Figure 1.1.6.

Notice that for values of  $x$  near 1, we have  $\sin(x)/x$  near 0.841. The  $x = 1$  row is included, but we stress the fact that when considering limits, we are not concerned with the value of the function at that particular  $x$  value; we are only concerned with the values of the function when  $x$  is near 1.

Now approximate  $\lim_{x \rightarrow 0} \frac{\sin(x)}{x}$  numerically. We already approximated the value of this limit as 1 graphically in Figure 1.1.4. Figure 1.1.7 shows the value of  $\sin(x)/x$  for values of  $x$  near 0. Ten places after the decimal point are shown to highlight how close to 1 the value of  $\sin(x)/x$  gets as  $x$  takes on values very near 0. We include the  $x = 0$  row but again stress that we are not concerned with the value of our function at  $x = 0$ , only on the behavior of the function near 0.

This numerical method gives confidence to say that 1 is a good approximation of  $\lim_{x \rightarrow 0} \frac{\sin(x)}{x}$ ; that is,

$$\lim_{x \rightarrow 0} \frac{\sin(x)}{x} \approx 1.$$

Later we will be able to prove that the limit is *exactly* 1.

We now consider several examples that allow us to explore different aspects of the limit concept.

### Example 1.1.8 Approximating the value of a limit.

Use graphical and numerical methods to approximate

$$\lim_{x \rightarrow 3} \frac{x^2 - x - 6}{6x^2 - 19x + 3}.$$

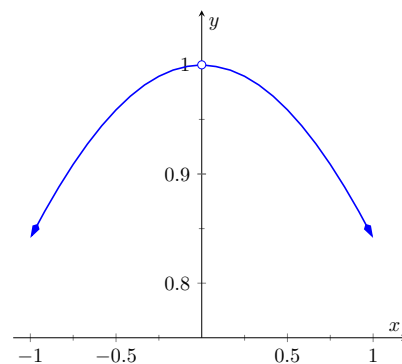


Figure 1.1.4  $\sin(x)/x$  near  $x = 0$



[youtu.be/watch?v=\\_\\_qzaSg4y1I](https://youtu.be/watch?v=__qzaSg4y1I)

Figure 1.1.5 Investigating  $\sin(x)/x$

$x$	$\sin(x)/x$
0.9	0.870363
0.99	0.844471
0.999	0.841772
<b>1</b>	<b>0.841471</b>
1.001	0.841170
1.01	0.838447
1.1	0.810189

Figure 1.1.6 Values of  $\sin(x)/x$  with  $x$  near 1

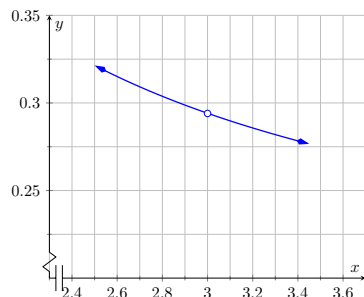
$x$	$\sin(x)/x$
-0.1	0.9983341665
-0.01	0.9999833334
-0.001	0.9999983333
<b>0</b>	<b>not defined</b>
0.001	0.9999983333
0.01	0.9999833334
0.1	0.9983341665

Figure 1.1.7 Values of  $\sin(x)/x$  with  $x$  near 0

**Solution.** To graphically approximate the limit, graph

$$y = \frac{x^2 - x - 6}{6x^2 - 19x + 3}$$

on a small interval that contains 3. To numerically approximate the limit, create a table of values where the  $x$  values are near 3. This is done in Figure 1.1.9 and Figure 1.1.10, respectively.



**Figure 1.1.9** Graphically approximating a limit in Example 1.1.8

The graph shows that when  $x$  is near 3, the value of  $y$  is very near 0.3. By considering values of  $x$  near 3, we see that  $y = 0.294$  is a better approximation. The graph and the table imply that

$$\lim_{x \rightarrow 3} \frac{x^2 - x - 6}{6x^2 - 19x + 3} \approx 0.294.$$

$x$	$\frac{x^2 - x - 6}{6x^2 - 19x + 3}$
2.9	0.29878
2.99	0.294569
2.999	0.294163
3	not defined
3.001	0.294073
3.01	0.293669
3.1	0.289773

**Figure 1.1.10** Numerically approximating a limit in Example 1.1.8

Video solution



[youtu.be/watch?v=eHx3LmrQZXM](https://youtu.be/watch?v=eHx3LmrQZXM)

This example may bring up a few questions about approximating limits (and the nature of limits themselves).

1. If a graph does not produce as good an approximation as a table, why bother with it?
2. How many values of  $x$  in a table are “enough?” In the previous example, could we have just used  $x = 3.001$  and found a fine approximation?

Graphs are useful since they give a visual understanding concerning the behavior of a function. Sometimes a function may act “erratically” near certain  $x$  values which is hard to discern numerically but very plain graphically (see Example 1.1.22). Since graphing utilities are very accessible, it makes sense to make proper use of them.

Since tables and graphs are used only to *approximate* the value of a limit, there is not a firm answer to how many data points are “enough.” Include enough so that a trend is clear, and use values (when possible) both less than and greater than the value in question. In Example 1.1.8, we used both values less than and greater than 3. Had we used just  $x = 3.001$ , we might have been tempted to conclude that the limit had a value of 0.3. While this is not far off, we could do better. Using values “on both sides of 3” helps us identify trends.

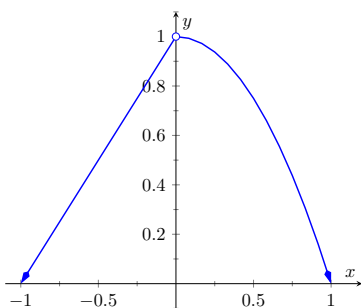
#### Example 1.1.11 Approximating the value of a limit.

Graphically and numerically approximate the limit of  $f(x)$  as  $x$  ap-

proaches 0, where

$$f(x) = \begin{cases} x + 1 & x < 0 \\ -x^2 + 1 & x > 0 \end{cases}.$$

**Solution.** Again we graph  $f(x)$  and create a table of its values near  $x = 0$  to approximate the limit. Note that this is a piecewise defined function, so it behaves differently on either side of 0. Figure 1.1.12 shows a graph of  $f(x)$ , and on either side of 0 it seems the  $y$  values approach 1. Note that  $f(0)$  is not actually defined, as indicated in the graph with the open circle.



**Figure 1.1.12** Graphically approximating a limit in Example 1.1.11

$x$	$f(x)$
-0.1	0.9
-0.01	0.99
-0.001	0.999
0.001	0.999999
0.01	0.9999
0.1	0.99

**Figure 1.1.13** Numerically approximating a limit in Example 1.1.11

Figure 1.1.13 shows values of  $f(x)$  for values of  $x$  near 0. It is clear that as  $x$  takes on values very near 0,  $f(x)$  takes on values very near 1. It turns out that if we let  $x = 0$  for either “piece” of  $f(x)$ , 1 is returned; this is significant and we’ll return to this idea later.

The graph and table allow us to say that  $\lim_{x \rightarrow 0} f(x) \approx 1$ ; in fact, we are probably very sure it equals 1.

Video solution



[youtu.be/watch?v=7RAiKolCpgU](https://youtu.be/watch?v=7RAiKolCpgU)

### 1.1.1 Identifying When Limits Do Not Exist

A function may not have a limit for all values of  $x$ . That is, we cannot write that  $\lim_{x \rightarrow c} f(x) = L$  (where  $L$  is some real number) for all values of  $c$ , for there may not be a number that  $f(x)$  is approaching. There are three common ways in which a limit may fail to exist.

1. The function  $f(x)$  may approach different values on either side of  $c$ .
2. The function may grow without upper or lower bound as  $x$  approaches  $c$ .
3. The function may oscillate as  $x$  approaches  $c$  without approaching a specific value.

We’ll explore each of these in turn.

#### Example 1.1.15 Different Values Approached From Left and Right.

Explore why  $\lim_{x \rightarrow 1} f(x)$  does not exist, where

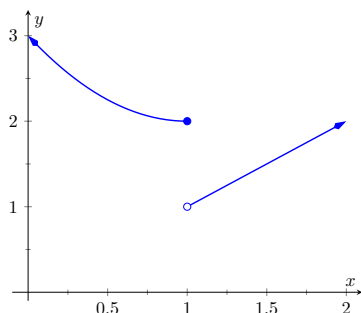
$$f(x) = \begin{cases} x^2 - 2x + 3 & x \leq 1 \\ x & x > 1 \end{cases}.$$



[youtu.be/watch?v=DSIaDa\\_ABxo](https://youtu.be/watch?v=DSIaDa_ABxo)

**Figure 1.1.14** Video introduction for Subsection 1.1.1

**Solution.** A graph of  $f(x)$  around  $x = 1$  and a table are given in Figures Figure 1.1.16 and Figure 1.1.17, respectively. It is clear that as  $x$  approaches 1,  $f(x)$  does not seem to approach a single number. Instead, it seems as though  $f(x)$  approaches two different numbers. When considering values of  $x$  less than 1 (approaching 1 from the left), it seems that  $f(x)$  is approaching 2; when considering values of  $x$  greater than 1 (approaching 1 from the right), it seems that  $f(x)$  is approaching 1. Recognizing this behavior is important; we'll study this in greater depth later. Right now, it suffices to say that the limit does not exist since  $f(x)$  is approaching two *different* values as  $x$  approaches 1.



**Figure 1.1.16** Observing no limit as  $x \rightarrow 1$  in Example 1.1.15

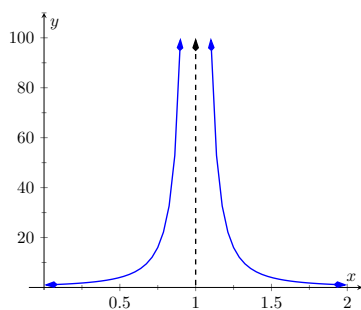
$x$	$f(x)$
0.9	2.01
0.99	2.0001
0.999	2.000001
1.001	1.001
1.01	1.01
1.1	1.1

**Figure 1.1.17** Values of  $f(x)$  near  $x = 1$  in Example 1.1.15

### Example 1.1.18 The Function Grows Without Bound.

Explore why  $\lim_{x \rightarrow 1} \frac{1}{(x-1)^2}$  does not exist.

**Solution.** A graph and table of  $f(x) = \frac{1}{(x-1)^2}$  are given in Figure 1.1.19 and Figure 1.1.20, respectively. Both show that as  $x$  approaches 1,  $f(x)$  grows larger and larger.



**Figure 1.1.19** Observing no limit as  $x \rightarrow 1$  in Example 1.1.18

$x$	$f(x)$
0.9	100.
0.99	10000.
0.999	$1. \times 10^6$
1.001	$1. \times 10^6$
1.01	10000.
1.1	100.

**Figure 1.1.20** Values of  $f(x)$  near  $x = 1$  in Example 1.1.18

We can deduce this on our own, without the aid of the graph and table. If  $x$  is near 1, then  $(x - 1)^2$  is very small, and:

$$\frac{1}{\text{very small number}} = \text{very large number}.$$

Since  $f(x)$  is not approaching a single number, we conclude that

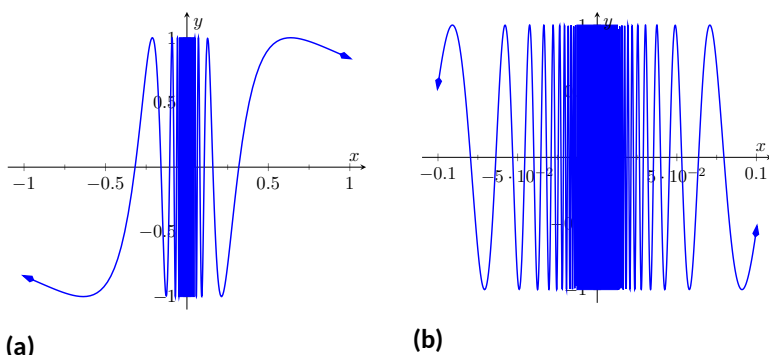
$$\lim_{x \rightarrow 1} \frac{1}{(x-1)^2}$$

— does not exist.

### Example 1.1.22 The Function Oscillates.

Explore why  $\lim_{x \rightarrow 0} \sin(1/x)$  does not exist.

**Solution.** Two graphs of  $f(x) = \sin(1/x)$  are given in Figure 1.1.23. Figure 1.1.23(a) shows  $f(x)$  on the interval  $[-1, 1]$ ; notice how  $f(x)$  seems to oscillate near  $x = 0$ . One might think that despite the oscillation, as  $x$  approaches 0,  $f(x)$  approaches 0. However, Figure 1.1.23(b) zooms in on  $\sin(1/x)$ , on the interval  $[-0.1, 0.1]$ . Here the oscillation is even more pronounced. Finally, in Figure 1.1.24, we see  $\sin(1/x)$  evaluated for values of  $x$  near 0. As  $x$  approaches 0,  $f(x)$  does not appear to approach any value.



**Figure 1.1.23** Observing that  $f(x) = \sin(1/x)$  has no limit as  $x \rightarrow 0$  in Example 1.1.22

It can be shown that in reality, as  $x$  approaches 0,  $\sin(1/x)$  takes on all values between  $-1$  and  $1$  infinitely many times! Because of this oscillation,  $\lim_{x \rightarrow 0} \sin(1/x)$  does not exist.

## 1.1.2 Limits of Difference Quotients

We have approximated limits of functions as  $x$  approached a particular number. We will consider another important kind of limit after explaining a few key ideas.

Let  $f(x)$  represent the position function, in feet, of some particle that is moving in a straight line, where  $x$  is measured in seconds. Let's say that when  $x = 1$ , the particle is at position 10 ft., and when  $x = 5$ , the particle is at 20 ft. Another way of expressing this is to say

$$f(1) = 10 \text{ and } f(5) = 20.$$

Since the particle traveled 10 feet in 4 seconds, we can say the particle's **average velocity** was 2.5 ft/s. We write this calculation using a “quotient of differences,” or, a **difference quotient**:

$$\frac{f(5) - f(1)}{5 - 1} \frac{\text{ft}}{\text{s}} = \frac{10 \text{ ft}}{4 \text{ s}} = 2.5 \text{ ft/s}.$$

This difference quotient can be thought of as the familiar “rise over run” used to compute the slopes of lines. In fact, that is essentially what we are doing:



[youtu.be/watch?v=NnV1A1KTbg0](https://youtu.be/watch?v=NnV1A1KTbg0)

**Figure 1.1.21** Video presentation for Examples 1.1.15–1.1.18

### Video solution



[youtu.be/watch?v=gGvFX5QyjE](https://youtu.be/watch?v=gGvFX5QyjE)

$x$	$\sin(1/x)$
0.1	−0.544021
0.01	−0.506366
0.001	0.82688
0.0001	−0.305614
$1. \times 10^{-5}$	0.0357488
$1. \times 10^{-6}$	−0.349994
$1. \times 10^{-7}$	0.420548

**Figure 1.1.24** Observing that  $f(x) = \sin(1/x)$  has no limit as  $x \rightarrow 0$  in Example 1.1.22



[youtu.be/watch?v=2NJmd0Jrt4U](https://youtu.be/watch?v=2NJmd0Jrt4U)

**Figure 1.1.25** Video introduction to Subsection 1.1.2

given two points on the graph of  $f$ , we are finding the slope of the *secant line* through those two points. See Figure 1.1.26.

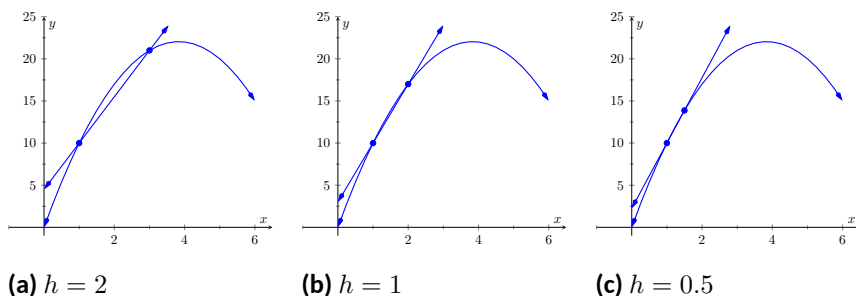
Now consider finding the average speed on another time interval. We again start at  $x = 1$ , but consider the position of the particle  $h$  seconds later. That is, consider the positions of the particle when  $x = 1$  and when  $x = 1 + h$ . The difference quotient (excluding units) is now

$$\frac{f(1+h) - f(1)}{(1+h) - 1} = \frac{f(1+h) - f(1)}{h}.$$

Let  $f(x) = -1.5x^2 + 11.5x$ ; note that  $f(1) = 10$  and  $f(5) = 20$ , as in our discussion. We can compute this difference quotient for all values of  $h$  (even negative values!) except  $h = 0$ , for then we get “0/0,” the indeterminate form introduced earlier. For all values  $h \neq 0$ , the difference quotient computes the average velocity of the particle over an interval of time of length  $h$  starting at  $x = 1$ .

For small values of  $h$ , i.e., values of  $h$  close to 0, we get average velocities over very short time periods and compute secant lines over small intervals. See Figure 1.1.27. This leads us to wonder what the limit of the difference quotient is as  $h$  approaches 0. That is,

$$\lim_{h \rightarrow 0} \frac{f(1+h) - f(1)}{h} = ?$$

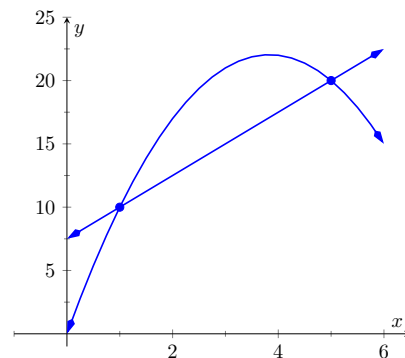


**Figure 1.1.27** Secant lines of  $f(x)$  at  $x = 1$  and  $x = 1 + h$ , for shrinking values of  $h$  (i.e.,  $h \rightarrow 0$ )

As we do not yet have a true definition of a limit nor an exact method for computing it, we settle for approximating the value. While we could graph the difference quotient (where the  $x$ -axis would represent  $h$  values and the  $y$ -axis would represent values of the difference quotient) we settle for making a table. See Figure 1.1.28. The table gives us reason to assume the value of the limit is about 8.5.

Proper understanding of limits is key to understanding calculus. With limits, we can accomplish seemingly impossible mathematical things, like adding up an infinite number of numbers (and not get infinity) and finding the slope of a line between two points, where the “two points” are actually the same point. These are not just mathematical curiosities; they allow us to link position, velocity and acceleration together, connect cross-sectional areas to volume, find the work done by a variable force, and much more.

In the next section we give the formal definition of the limit and begin our study of finding limits analytically. In the following exercises, we continue our introduction and approximate the value of limits.



**Figure 1.1.26** Interpreting a difference quotient as the slope of a secant line

$h$	$\frac{f(1+h) - f(1)}{h}$
-0.5	9.25
-0.1	8.65
-0.01	8.515
0.01	8.485
0.1	8.35
0.5	7.75

**Figure 1.1.28** The difference quotient evaluated at values of  $h$  near 0



[youtu.be/watch?v=YpIEX5ohJk0](https://youtu.be/watch?v=YpIEX5ohJk0)

**Figure 1.1.29** Video examples for difference quotients: once with direct computation, and then by simplifying first



## 1.1.3 Exercises

## Terms and Concepts

1. In your own words, what does it mean to “find the limit of  $f(x)$  as  $x$  approaches 3”?
2. An expression of the form  $\frac{0}{0}$  is called \_\_\_\_\_.
3. (☐ True ☐ False) The limit of  $f(x)$  as  $x$  approaches 5 is  $f(5)$ .
4. Describe three situations where  $\lim_{x \rightarrow c} f(x)$  does not exist.
5. In your own words, what is a difference quotient?
6. When  $x$  is near 0,  $\frac{\sin x}{x}$  is near what value?

## Problems

**Exercise Group.** Approximate the limit numerically and graphically.

7.  $\lim_{x \rightarrow 1} (x^2 + 2x + 2)$
8.  $\lim_{x \rightarrow 1} (x^3 + 4x^2 - 4x + 2)$
9.  $\lim_{x \rightarrow 0} \left( \frac{x-5}{x^2-4x} \right)$
10.  $\lim_{x \rightarrow -4} \left( \frac{x^2+2x-8}{x^2-x-20} \right)$
11.  $\lim_{x \rightarrow -3} \left( \frac{x^2+10x+21}{x^2+5x+6} \right)$
12.  $\lim_{x \rightarrow -4} \left( \frac{x^2-13x-32}{x^2+8x+16} \right)$
13.  $\lim_{x \rightarrow -1} f(x)$ , where  

$$f(x) = \begin{cases} x+1 & \text{if } x \leq -1 \\ -(3x+4) & \text{if } x > -1 \end{cases}$$
14.  $\lim_{x \rightarrow -2} f(x)$ , where  

$$f(x) = \begin{cases} x^2 - 2x - 2 & \text{if } x \leq -2 \\ 2x + 10 & \text{if } x > -2 \end{cases}$$
15.  $\lim_{x \rightarrow 0} f(x)$ , where  

$$f(x) = \begin{cases} \cos(x) & \text{if } x \leq 0 \\ x^2 + 2x + 1 & \text{if } x > 0 \end{cases}$$
16.  $\lim_{x \rightarrow \frac{\pi}{6}} f(x)$ , where  $f(x) = \begin{cases} \sin(x) & x \leq \frac{\pi}{6} \\ \cos(x) & x > \frac{\pi}{6} \end{cases}$
17.  $\lim_{x \rightarrow 0} |x|^x$
18.  $\lim_{x \rightarrow 0} e^{-e^{1/x}}$
19.  $\lim_{x \rightarrow -5} \lfloor |x| \rfloor!$ , where  $|x|$  is the absolute value of  $x$ ,  $\lfloor x \rfloor$  is the floor of  $x$  (the greatest integer less than or equal to  $x$ ), and  $x!$  is  $x$  factorial.
20.  $\lim_{x \rightarrow -1} \lfloor |x| \rfloor!$ , where  $|x|$  is the absolute value of  $x$ ,  $\lfloor x \rfloor$  is the floor of  $x$  (the greatest integer less than or equal to  $x$ ), and  $x!$  is  $x$  factorial.

**Exercise Group.** Approximate the limit of the difference quotient,  $\lim_{h \rightarrow 0} \frac{f(a+h)-f(a)}{h}$ , using  $h = \pm 0.1, \pm 0.01$ .

21.  $f(x) = 2 - 7x, a = 3$
22.  $f(x) = 9x + 0.06, a = -1$
23.  $f(x) = x^2 + 3x - 7, a = 1$
24.  $f(x) = \frac{1}{x+1}, a = 2$
25.  $f(x) = 5x - 4x^2 - 1, a = -3$
26.  $f(x) = \ln(x), a = 5$
27.  $f(x) = \sin(x), a = \pi$
28.  $f(x) = \cos(x), a = \pi$

## 1.2 Epsilon-Delta Definition of a Limit

This section introduces the formal definition of a limit. Many refer to this as “the epsilon-delta” definition, referring to the letters  $\varepsilon$  and  $\delta$  of the Greek alphabet.

Before we give the actual definition, let’s consider a few informal ways of describing a limit. Given a function  $y = f(x)$  and an  $x$ -value,  $c$ , we say that “the limit of the function  $f$ , as  $x$  approaches  $c$ , is a value  $L$ ” if:

<b>Tends</b>	“ $y$ tends to $L$ ” as “ $x$ tends to $c$ .”
<b>Approaches</b>	“ $y$ approaches $L$ ” as “ $x$ approaches $c$ .”
<b>Near</b>	“ $y$ is near $L$ ” whenever “ $x$ is near $c$ .”

The problem with these definitions is that the words “tends,” “approach,” and especially “near” are not exact. In what way does the variable  $x$  tend to, or approach,  $c$ ? How near do  $x$  and  $y$  have to be to  $c$  and  $L$ , respectively?

The definition we describe in this section comes from formalizing “Near”. A quick restatement gets us closer to what we want:

### Tolerance Levels

If  $x$  is within a certain *tolerance level* of  $c$ , then the corresponding value  $y = f(x)$  is within a certain *tolerance level* of  $L$ .

The traditional notation for the  $x$ -tolerance is the lowercase Greek letter delta, or  $\delta$ , and the  $y$ -tolerance is denoted by lowercase epsilon, or  $\varepsilon$ . One more rephrasing of “Tolerance Levels” nearly gets us to the actual definition:

### Named Tolerance Levels

If  $x$  is within  $\delta$  units of  $c$ , then the corresponding value of  $y$  is within  $\varepsilon$  units of  $L$ .

We can write “ $x$  is within  $\delta$  units of  $c$ ” mathematically as

$$|x - c| < \delta,$$

which is equivalent to

$$c - \delta < x < c + \delta.$$

Letting the symbol “ $\implies$ ” represent the word “implies,” we can rewrite “Named Tolerance Levels” as

$$|x - c| < \delta \implies |y - L| < \varepsilon$$

or

$$c - \delta < x < c + \delta \implies L - \varepsilon < y < L + \varepsilon.$$

The point is that  $\delta$  and  $\varepsilon$ , being tolerances, can be any positive (but typically small) values satisfying this implication. Finally, we have the formal definition of the limit with the notation seen in the previous section.

### Definition 1.2.2 The Limit of a Function $f$ at a point.

Let  $I$  be an open interval containing  $c$ , and let  $f$  be a function defined on  $I$ , except possibly at  $c$ . The statement that “the **limit** of  $f(x)$ , as  $x$  approaches  $c$ , is  $L$ ” is denoted by

$$\lim_{x \rightarrow c} f(x) = L,$$

and means that given any  $\varepsilon > 0$ , there exists  $\delta > 0$  such that for all  $x$  in

*Note:* the common phrase “the  $\varepsilon$ - $\delta$  definition” is read aloud as “the epsilon delta definition.” The hyphen between  $\varepsilon$  and  $\delta$  is not a minus sign.



[youtu.be/watch?v=OGvDIXuWn0g](https://youtu.be/watch?v=OGvDIXuWn0g)

**Figure 1.2.1** An informal definition of the limit

$I$ , where  $x \neq c$ , if  $|x - c| < \delta$ , then  $|f(x) - L| < \varepsilon$ .

Mathematicians often enjoy writing ideas without using any words. Here is the wordless definition of the limit:

$$\lim_{x \rightarrow c} f(x) = L$$

$$\iff$$

$$\forall \varepsilon > 0, \exists \delta > 0 \text{ s.t. } 0 < |x - c| < \delta \implies |f(x) - L| < \varepsilon.$$

Note the order in which  $\varepsilon$  and  $\delta$  are given. In the definition, the  $y$ -tolerance  $\varepsilon$  is given *first* and then the limit will exist *if* we can find an  $x$ -tolerance  $\delta$  that works.

An example will help us understand this definition. Note that the explanation is long, but it will take one through all steps necessary to understand the ideas.

#### Example 1.2.4 Evaluating a limit using the definition.

Show that  $\lim_{x \rightarrow 4} \sqrt{x} = 2$ .

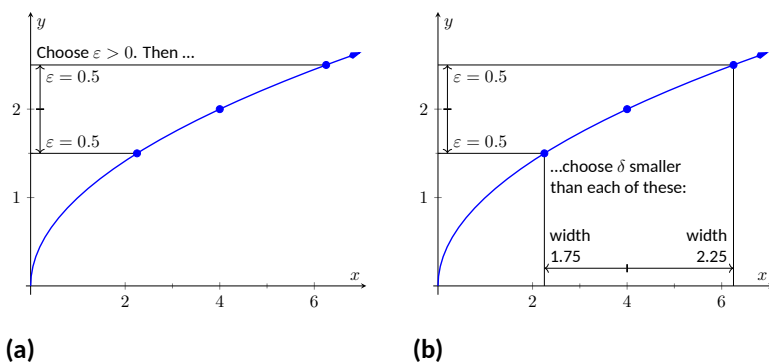
**Solution.** Before we use the formal definition, let's try some numerical tolerances. What if the  $y$  tolerance is 0.5, or in other words  $\varepsilon = 0.5$ ? How close to 4 does  $x$  have to be so that  $y$  is within 0.5 units of 2? That is,  $1.5 < y < 2.5$ ? In this case, we can proceed as follows:

$$\begin{aligned} 1.5 &< y < 2.5 \\ 1.5 &< \sqrt{x} < 2.5 && (\text{Let } y = \sqrt{x}) \\ 1.5^2 &< x < 2.5^2 && (\text{Square the inequality}) \\ 2.25 &< x < 6.25 \\ 2.25 - 4 &< x - 4 < 6.25 - 4 && (\text{Subtract 4 from both sides}) \\ -1.75 &< x - 4 < 2.25 \end{aligned}$$

So, what is the desired  $x$  tolerance? Remember, we want to find a  $\delta$  so that  $|x - 4|$  is smaller than  $\delta$ . Since  $1.75 < 2.25$ , then if we require  $|x - 4| < 1.75$ , then we have

$$\begin{aligned} |x - 4| &< 1.75 \\ \implies -1.75 &< x - 4 < 1.75 < 2.25 \end{aligned}$$

Therefore we can have  $\delta \leq 1.75$ . See Figure 1.2.5.



**Figure 1.2.5** Illustrating the  $\varepsilon - \delta$  process. With  $\varepsilon = 0.5$ , we pick any  $\delta < 1.75$



[youtu.be/watch?v=npoSY-AFvOY](https://youtu.be/watch?v=npoSY-AFvOY)

**Figure 1.2.3** Video presentation of Definition 1.2.2

Given the  $y$  tolerance  $\varepsilon = 0.5$ , we have found an  $x$  tolerance,  $\delta < 1.75$ , such that whenever  $x$  is within  $\delta$  units of 4, then  $y$  is within  $\varepsilon$  units of 2. That's what we were trying to find.

Let's try another value of  $\varepsilon$ .

What if the  $y$  tolerance is 0.01, i.e.  $\varepsilon = 0.01$ ? How close to 4 does  $x$  have to be in order for  $y$  to be within 0.01 units of 2? (In other words for  $1.99 < y < 2.01$ ?) Again, we just square these values to get  $1.99^2 < x < 2.01^2$ , or

$$\begin{aligned} 3.9601 &< x < 4.0401 \\ -0.0399 &< x - 4 < 0.0401 \end{aligned}$$

What is the desired  $x$  tolerance? In this case we must have  $\delta < 0.0399$ , which is the minimum distance from 4 of the two bounds given above. What we have so far: if  $\varepsilon = 0.5$ , then  $\delta < 1.75$  leads to  $f(x)$  being less than  $\varepsilon$  from  $f(4)$  and if  $\varepsilon = 0.01$ , then  $\delta < 0.0399$  being less than  $\varepsilon$  from  $f(4)$ . A pattern is not easy to see, so we switch to general  $\varepsilon$  try to determine an adequate  $\delta$  symbolically. We start by assuming  $y = \sqrt{x}$  is within  $\varepsilon$  units of 2:

$$\begin{aligned} |y - 2| &< \varepsilon \\ -\varepsilon &< y - 2 < \varepsilon \\ -\varepsilon &< \sqrt{x} - 2 < \varepsilon & (y = \sqrt{x}) \\ 2 - \varepsilon &< \sqrt{x} < 2 + \varepsilon & (\text{Add } 2) \\ (2 - \varepsilon)^2 &< x < (2 + \varepsilon)^2 & (\text{Square all}) \\ 4 - 4\varepsilon + \varepsilon^2 &< x < 4 + 4\varepsilon + \varepsilon^2 & (\text{Expand}) \\ -4\varepsilon + \varepsilon^2 &< x - 4 < 4\varepsilon + \varepsilon^2 & (\text{Subtract } 4) \end{aligned}$$

The “desired form” in the last step is “ $4 - \text{something} < x < 4 + \text{something}$ .” Since we want this last interval to describe an  $x$  tolerance around 4, we have that either  $\delta < 4\varepsilon - \varepsilon^2$  or  $\delta < 4\varepsilon + \varepsilon^2$ , whichever is smaller:

$$\delta < \min\{4\varepsilon - \varepsilon^2, 4\varepsilon + \varepsilon^2\}.$$

Since  $\varepsilon > 0$ , we have  $4\varepsilon - \varepsilon^2 < 4\varepsilon + \varepsilon^2$ , the minimum is  $\delta \leq 4\varepsilon - \varepsilon^2$ . That's the formula: given an  $\varepsilon$ , set  $\delta \leq 4\varepsilon - \varepsilon^2$ .

We can check this for our previous values. If  $\varepsilon = 0.5$ , the formula gives  $\delta < 4(0.5) - (0.5)^2 = 1.75$  and when  $\varepsilon = 0.01$ , the formula gives  $\delta < 4(0.01) - (0.01)^2 = 0.0399$ .

So given any  $\varepsilon > 0$ , set  $\delta < 4\varepsilon - \varepsilon^2$ . Then if  $|x - 4| < \delta$  (and  $x \neq 4$ ), then  $|f(x) - 2| < \varepsilon$ , satisfying the definition of the limit. We have shown formally (and finally!) that  $\lim_{x \rightarrow 4} \sqrt{x} = 2$ .

The previous example was a little long in that we sampled a few specific cases of  $\varepsilon$  before handling the general case. Normally this is not done. The previous example is also a bit unsatisfying in that  $\sqrt{4} = 2$ ; why work so hard to prove something so obvious? Many  $\varepsilon$ - $\delta$  proofs are long and difficult to do. In this section, we will focus on examples where the answer is, frankly, obvious, because the non-obvious examples are even harder. In the next section we will learn some theorems that allow us to evaluate limits *analytically*, that is, without using the  $\varepsilon$ - $\delta$  definition.

Video solution



[youtu.be/watch?v=qHWI0eha\\_rA](https://youtu.be/watch?v=qHWI0eha_rA)

**Example 1.2.6 Evaluating a limit using the definition.**

Show that  $\lim_{x \rightarrow 2} x^2 = 4$ .

**Solution.** Let's do this example symbolically from the start. Let  $\varepsilon > 0$  be given; we want  $|y - 4| < \varepsilon$ , i.e.,  $|x^2 - 4| < \varepsilon$ . How do we find  $\delta$  such that when  $|x - 2| < \delta$ , we are guaranteed that  $|x^2 - 4| < \varepsilon$ ?

This is a bit trickier than the previous example, but let's start by noticing that  $|x^2 - 4| = |x - 2| \cdot |x + 2|$ . Consider:

$$|x^2 - 4| < \varepsilon \implies |x - 2| \cdot |x + 2| < \varepsilon \implies |x - 2| < \frac{\varepsilon}{|x + 2|}.$$

Could we not set  $\delta = \frac{\varepsilon}{|x + 2|}$ ?

We are close to an answer, but the catch is that  $\delta$  must be a *constant* value (so it can't depend on  $x$ ). There is a way to work around this, but we do have to make an assumption. Remember that  $\varepsilon$  is supposed to be a small number, which implies that  $\delta$  will also be a small value. In particular, we can (probably) assume that  $\delta < 1$ . If this is true, then  $|x - 2| < \delta$  would imply that  $|x - 2| < 1$ , giving  $1 < x < 3$ .

Now, back to the fraction  $\frac{\varepsilon}{|x + 2|}$ . If  $1 < x < 3$ , then  $3 < x + 2 < 5$  (add 2 to all terms in the inequality). Taking reciprocals, we have

$$\frac{1}{5} < \frac{1}{|x + 2|} < \frac{1}{3},$$

which implies

$$\frac{1}{5} < \frac{1}{|x + 2|},$$

which implies

$$\frac{\varepsilon}{5} < \frac{\varepsilon}{|x + 2|}. \quad (1.2.1)$$

This suggests that we set  $\delta < \frac{\varepsilon}{5}$ . To see why, let consider what follows when we assume  $|x - 2| < \delta$ :

$$|x - 2| < \delta$$

$$|x - 2| < \frac{\varepsilon}{5} \quad (\text{Our choice of } \delta)$$

$$|x - 2| \cdot |x + 2| < |x + 2| \cdot \frac{\varepsilon}{5} \quad (\text{Multiply by } |x + 2|)$$

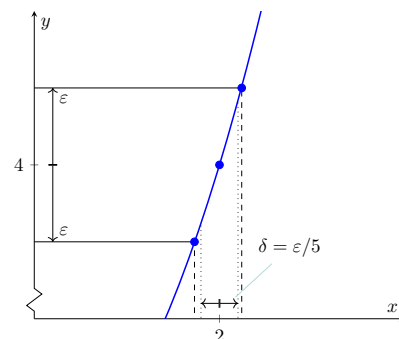
$$|x^2 - 4| < |x + 2| \cdot \frac{\varepsilon}{5} \quad (\text{Simplify left side})$$

$$|x^2 - 4| < |x + 2| \cdot \frac{\varepsilon}{|x + 2|} \quad (\text{Inequality (1.2.1), } \delta < 1)$$

$$|x^2 - 4| < \varepsilon$$

We have arrived at  $|x^2 - 4| < \varepsilon$  as desired. Note again, in order to make this happen we needed  $\delta$  to first be less than 1. That is a safe assumption; we want  $\varepsilon$  to be arbitrarily small, forcing  $\delta$  to also be small.

We have also picked  $\delta$  to be smaller than “necessary.” We could get by with a slightly larger  $\delta$ , as shown in Figure 1.2.7. The outer lines show the boundaries defined by our choice of  $\varepsilon$ . The inner lines show the boundaries defined by setting  $\delta = \varepsilon/5$ . Note how these dotted lines are within the dashed lines. That is perfectly fine; by choosing  $x$  within the dotted lines we are guaranteed that  $f(x)$  will be within  $\varepsilon$  of 4.



**Figure 1.2.7** Choosing  $\delta = \varepsilon/5$  in Example 1.2.6

In summary, given  $\varepsilon > 0$ , set  $\delta = \varepsilon/5$ . Then  $|x - 2| < \delta$  implies  $|x^2 - 4| < \varepsilon$  (i.e.  $|y - 4| < \varepsilon$ ) as desired. This shows that  $\lim_{x \rightarrow 2} x^2 = 4$ . Figure 1.2.7 gives a visualization of this; by restricting  $x$  to values within  $\delta = \varepsilon/5$  of 2, we see that  $f(x)$  is within  $\varepsilon$  of 4.

Make note of the general pattern exhibited in these last two examples. In some sense, each starts out “backwards.” That is, while we want to

1. start with  $|x - c| < \delta$  and conclude that

2.  $|f(x) - L| < \varepsilon$ ,

we actually start by doing what is essentially some “scratch-work” first:

1. assume  $|f(x) - L| < \varepsilon$ , then perform some algebraic manipulations to give an inequality of the form

2.  $|x - c| < \text{something}$ .

When we have properly done this, the *something* on the “greater than” side of the inequality becomes our  $\delta$ . We can refer to this as the “scratch-work” phase of our proof. Once we have  $\delta$ , we can formally start the actual proof with  $|x - c| < \delta$  and use algebraic manipulations to conclude that  $|f(x) - L| < \varepsilon$ , usually by using the same steps of our “scratch-work” in reverse order.

We highlight this process in the following example.

#### Example 1.2.8 Evaluating a limit using the definition.

Prove that  $\lim_{x \rightarrow 1} (x^3 - 2x) = -1$ .

**Solution.** We start our scratch-work by considering  $|f(x) - (-1)| < \varepsilon$ :

$$\begin{aligned} |f(x) - (-1)| &< \varepsilon \\ |x^3 - 2x + 1| &< \varepsilon && \text{(Now factor)} \\ |(x - 1)(x^2 + x - 1)| &< \varepsilon \\ |x - 1| &< \frac{\varepsilon}{|x^2 + x - 1|}. \end{aligned} \quad (1.2.2)$$

We are at the phase of saying that  $|x - 1| < \text{something}$ , where  $\text{something} = \varepsilon / |x^2 + x - 1|$ . We want to turn that *something* into  $\delta$ .

Since  $x$  is approaching 1, we are safe to assume that  $x$  is between 0 and 2. So

$$\begin{aligned} 0 &< x < 2 \\ 0 &< x^2 < 4 && \text{(Squared each term.)} \end{aligned}$$

Since  $0 < x < 2$ , we can add 0,  $x$  and 2, respectively, to each part of the inequality and maintain the inequality.

$$\begin{aligned} 0 &< x^2 + x < 6 \\ -1 &< x^2 + x - 1 < 5 && \text{(Subtracted 1 from each part.)} \end{aligned}$$

In Inequality (1.2.2), we wanted  $|x - 1| < \varepsilon / |x^2 + x - 1|$ . The above shows that given any  $x$  in  $[0, 2]$ , we know that

$$x^2 + x - 1 < 5 \quad \text{which implies that}$$

Video solution



[youtu.be/watch?v=QGqoq-xEXyk](https://youtu.be/watch?v=QGqoq-xEXyk)

$$\begin{aligned} \frac{1}{5} &< \frac{1}{x^2 + x - 1} && \text{which implies that} \\ \frac{\varepsilon}{5} &< \frac{\varepsilon}{x^2 + x - 1} \end{aligned} \quad (1.2.3)$$

So we set  $\delta < \varepsilon/5$ . This ends our scratch-work, and we begin the formal proof (which also helps us understand why this was a good choice of  $\delta$ ). Given  $\varepsilon$ , let  $\delta < \varepsilon/5$ . We want to show that when  $|x - 1| < \delta$ , then  $|(x^3 - 2x) - (-1)| < \varepsilon$ . We start with  $|x - 1| < \delta$ :

$$\begin{aligned} |x - 1| &< \delta \\ |x - 1| &< \frac{\varepsilon}{5} \\ |x - 1| &< \frac{\varepsilon}{|x^2 + x - 1|} \quad (\text{Inequality (1.2.3), } x \text{ near } 1) \\ |x - 1| \cdot |x^2 + x - 1| &< \varepsilon \\ |x^3 - 2x + 1| &< \varepsilon \\ |(x^3 - 2x) - (-1)| &< \varepsilon, \end{aligned}$$

which is what we wanted to show. Thus  $\lim_{x \rightarrow 1} (x^3 - 2x) = -1$ .

We illustrate evaluating limits once more.

### Example 1.2.9 Evaluating a limit using the definition.

Prove that  $\lim_{x \rightarrow 0} e^x = 1$ .

**Solution.** Symbolically, we want to take the inequality  $|e^x - 1| < \varepsilon$  and unravel it to the form  $|x - 0| < \delta$ . Here is our scratch-work:

$$\begin{aligned} |e^x - 1| &< \varepsilon \\ -\varepsilon &< e^x - 1 < \varepsilon && (\text{Definition of absolute value}) \\ 1 - \varepsilon &< e^x < 1 + \varepsilon && (\text{Add } 1) \\ \ln(1 - \varepsilon) &< x < \ln(1 + \varepsilon) && (\text{Take natural logs}) \end{aligned}$$

Making the safe assumption that  $\varepsilon < 1$  ensures the last inequality is valid (i.e., so that  $\ln(1 - \varepsilon)$  is defined). We can then set  $\delta$  to be the minimum of  $|\ln(1 - \varepsilon)|$  and  $\ln(1 + \varepsilon)$ ; i.e.,

$$\delta = \min\{|\ln(1 - \varepsilon)|, \ln(1 + \varepsilon)\} = \ln(1 + \varepsilon).$$

Now, we work through the actual the proof:

$$\begin{aligned} |x - 0| &< \delta \\ -\delta &< x < \delta && (\text{Definition of absolute value}) \\ -\ln(1 + \varepsilon) &< x < \ln(1 + \varepsilon) \\ \ln(1 - \varepsilon) &< x < \ln(1 + \varepsilon) && (\text{since } \ln(1 - \varepsilon) < -\ln(1 + \varepsilon)). \end{aligned}$$

The above line is true by our choice of  $\delta$  and by the fact that since  $|\ln(1 - \varepsilon)| > \ln(1 + \varepsilon)$  and  $\ln(1 - \varepsilon) < 0$ , we know  $\ln(1 - \varepsilon) < -\ln(1 + \varepsilon)$ .

$$1 - \varepsilon < e^x < 1 + \varepsilon \quad (\text{Exponentiate})$$

Video solution



[youtu.be/watch?v=-\\_Rq2GX9IY](https://youtu.be/watch?v=-_Rq2GX9IY)

Recall  $\ln 1 = 0$  and  $\ln x < 0$  when  $0 < x < 1$ . So  $\ln(1 - \varepsilon)$  is negative because  $1 - \varepsilon < 1$ ; hence we consider its absolute value:

$$\begin{aligned} |\ln(1 - \varepsilon)| &= -\ln(1 - \varepsilon) \\ &= \ln\left(\frac{1}{1 - \varepsilon}\right). \end{aligned}$$

To determine which is smaller between  $|\ln(1 - \varepsilon)|$  and  $\ln(1 + \varepsilon)$  amounts to determining which is smaller between  $\frac{1}{1 - \varepsilon}$  and  $1 + \varepsilon$ . But

$$\begin{aligned} (1 + \varepsilon) / \left(\frac{1}{1 - \varepsilon}\right) &= (1 + \varepsilon)(1 - \varepsilon) \\ &= 1 - \varepsilon^2 < 1, \end{aligned}$$

so  $(1 + \varepsilon) < \frac{1}{1 - \varepsilon}$ . And therefore  $\ln(1 + \varepsilon) < |\ln(1 - \varepsilon)|$ .

$$-\varepsilon < e^x - 1 < \varepsilon \quad (\text{Subtract 1})$$

In summary, given  $\varepsilon > 0$ , let  $\delta = \ln(1 + \varepsilon)$ . Then  $|x - 0| < \delta$  implies  $|e^x - 1| < \varepsilon$  as desired. We have shown that  $\lim_{x \rightarrow 0} e^x = 1$ .

We note that we could actually show that  $\lim_{x \rightarrow c} e^x = e^c$  for any constant  $c$ . We do this by factoring out  $e^c$  from both sides, leaving us to show  $\lim_{x \rightarrow c} e^{x-c} = 1$  instead. By using the substitution  $u = x - c$ , this reduces to showing  $\lim_{u \rightarrow 0} e^u = 1$  which we just did in the last example. As an added benefit, this shows that in fact the function  $f(x) = e^x$  is *continuous* at all values of  $x$ , an important concept we will define in [Section 1.5](#).

This formal definition of the limit is not an easy concept grasp. Our examples are actually “easy” examples, using “simple” functions like polynomials, square roots and exponentials. It is very difficult to prove, using the techniques given above, that  $\lim_{x \rightarrow 0} \frac{\sin(x)}{x} = 1$ , as we approximated in [Section 1.1](#).

There is hope. [Section 1.3](#) shows how one can evaluate complicated limits using certain basic limits as building blocks. While limits are an incredibly important part of calculus (and hence much of higher mathematics), rarely are limits evaluated using the definition. Rather, the techniques of [Section 1.3](#) are employed.



### 1.2.1 Exercises

#### Terms and Concepts

1. What is wrong with the following “definition” of a limit?  
“The limit of  $f(x)$ , as  $x$  approaches  $a$ , is  $K$ ” means that given any  $\delta > 0$  there exists  $\varepsilon > 0$  such that whenever  $|f(x) - K| < \varepsilon$ , we have  $|x - a| < \delta$ .
2. Which is given first in establishing a limit?  
(☐ x-tolerance   ☐ y-tolerance)
3. (☐ True   ☐ False)  $\varepsilon$  must always be positive.
4. (☐ True   ☐ False)  $\delta$  must always be positive.

#### Problems

**Exercise Group.** Prove the given limit using an  $\varepsilon$ - $\delta$  proof.

- |   |  |
|---|--|
| 5. $\lim_{x \rightarrow 4} (2x + 5) = 13$       | 6. $\lim_{x \rightarrow 5} (3 - x) = -2$       |
| 7. $\lim_{x \rightarrow 3} (x^2 - 3) = 6$       | 8. $\lim_{x \rightarrow 4} (x^2 + x - 5) = 15$ |
| 9. $\lim_{x \rightarrow 1} (2x^2 + 3x + 1) = 6$ | 10. $\lim_{x \rightarrow 2} (x^3 - 1) = 7$     |
| 11. $\lim_{x \rightarrow 2} 5 = 5$              | 12. $\lim_{x \rightarrow 0} (e^{2x} - 1) = 0$  |
| 13. $\lim_{x \rightarrow 1} \frac{1}{x} = 1$    | 14. $\lim_{x \rightarrow 0} \sin(x) = 0$       |

## 1.3 Finding Limits Analytically

In [Section 1.1](#) we explored the concept of the limit without a strict definition, meaning we could only make approximations. In the previous section we gave the definition of the limit and demonstrated how to use it to verify our approximations were correct. Thus far, our method of finding a limit is

1. make a really good approximation either graphically or numerically, and
2. verify our approximation is correct using a  $\varepsilon$ - $\delta$  proof.

Recognizing that  $\varepsilon$ - $\delta$  proofs are cumbersome, this section gives a series of theorems which allow us to find limits much more quickly and intuitively.

Suppose that  $\lim_{x \rightarrow 2} f(x) = 2$  and  $\lim_{x \rightarrow 2} g(x) = 3$ . What is  $\lim_{x \rightarrow 2} (f(x) + g(x))$ ? Intuition tells us that the limit should be 5, as we expect limits to behave in a nice way. The following theorem states that already established limits do behave nicely.

### Theorem 1.3.1 Basic Limit Properties.

Let  $b, c, L$  and  $K$  be real numbers, let  $n$  be a positive integer, and let  $f$  and  $g$  be functions defined on an open interval  $I$  containing  $c$  with the following limits:

$$\lim_{x \rightarrow c} f(x) = L \qquad \lim_{x \rightarrow c} g(x) = K.$$

The following limits hold.

<b>Constants</b>	$\lim_{x \rightarrow c} b = b$
<b>Identity</b>	$\lim_{x \rightarrow c} x = c$
<b>Sums/Differences</b>	$\lim_{x \rightarrow c} (f(x) \pm g(x)) = L \pm K$
<b>Scalar Multiples</b>	$\lim_{x \rightarrow c} (b \cdot f(x)) = bL$
<b>Products</b>	$\lim_{x \rightarrow c} (f(x) \cdot g(x)) = LK$
<b>Quotients</b>	$\lim_{x \rightarrow c} (f(x)/g(x)) = L/K, \text{ when } K \neq 0$
<b>Powers</b>	$\lim_{x \rightarrow c} f(x)^n = L^n$
<b>Roots</b>	$\lim_{x \rightarrow c} \sqrt[n]{f(x)} = \sqrt[n]{L}$ (If $n$ is even then require $f(x) \geq 0$ on $I$ .)
<b>Compositions</b>	Adjust the limit requirements to $\lim_{x \rightarrow c} f(x) = L \quad \lim_{x \rightarrow L} g(x) = K \quad g(L) = K.$ Then $\lim_{x \rightarrow c} g(f(x)) = K.$

We apply the theorem to an example.

#### Example 1.3.3 Using basic limit properties.

Let

$$\lim_{x \rightarrow 2} f(x) = 2 \qquad \lim_{x \rightarrow 2} g(x) = 3 \qquad p(x) = 3x^2 - 5x + 7.$$

Many people like to remember the [Sum Property](#) as stating that “the limit of the sum is the sum of the limits”, and the [Product Property](#) as stating that the “limit of a product is the product of the limits.”

In practice, the [Scalar Multiple Property](#) is often viewed as telling us that we can “take constants out of limits”:

$$\lim_{x \rightarrow c} (b \cdot f(x)) = b \cdot \lim_{x \rightarrow c} f(x).$$



[youtu.be/watch?v=da2vdsxd2Fs](https://youtu.be/watch?v=da2vdsxd2Fs)

**Figure 1.3.2** Video presentation of [Theorem 1.3.1](#) (three videos)

Find the following limits:

$$(a) \lim_{x \rightarrow 2} \left( \frac{f(x)}{g(x)} \right) \quad + \quad (b) \lim_{x \rightarrow 2} \left( \frac{5f(x)}{g(x)^2} \right) \quad + \quad (c) \lim_{x \rightarrow 2} p(x)$$

**Solution.**

(a) Using the [Sums/Differences](#) property, we know that

$$\begin{aligned} \lim_{x \rightarrow 2} (f(x) + g(x)) &= \lim_{x \rightarrow 2} f(x) + \lim_{x \rightarrow 2} g(x) \\ &= 2 + 3 = 5. \end{aligned}$$

(b) Using the [Scalar Multiples](#), [Sums/Differences](#), and [Powers](#) properties, we find that

$$\begin{aligned} \lim_{x \rightarrow 2} (5f(x) + g(x)^2) &= \lim_{x \rightarrow 2} (5f(x)) + \lim_{x \rightarrow 2} (g(x)^2) \\ &= 5 \lim_{x \rightarrow 2} f(x) + \left( \lim_{x \rightarrow 2} g(x) \right)^2 \\ &= 5 \cdot 2 + 3^2 = 19. \end{aligned}$$

(c) Here we combine the [Powers](#), [Scalar Multiples](#), [Sums/Differences](#) and [Constants](#) properties. We show quite a few steps, but in general these can be omitted:

$$\begin{aligned} \lim_{x \rightarrow 2} p(x) &= \lim_{x \rightarrow 2} (3x^2 - 5x + 7) \\ &= \lim_{x \rightarrow 2} (3x^2) - \lim_{x \rightarrow 2} (5x) + \lim_{x \rightarrow 2} 7 \\ &= 3 \left( \lim_{x \rightarrow 2} x \right)^2 - 5 \lim_{x \rightarrow 2} (x) + 7 \\ &= 3 \cdot 2^2 - 5 \cdot 2 + 7 \\ &= 9 \end{aligned}$$

[Part c](#) of the previous example demonstrates how the limit of a quadratic polynomial can be determined using the properties of [Theorem 1.3.1](#). Not only that, recognize that

$$\lim_{x \rightarrow 2} p(x) = 9 = p(2);$$

i.e., the limit at 2 could have been found just by plugging 2 into the function. This holds true for all polynomials, and also for rational functions (which are quotients of polynomials), as stated in the following theorem.

**Theorem 1.3.4 Limits of Polynomial and Rational Functions.**

Let  $p(x)$  and  $q(x)$  be polynomials and  $c$  a real number. Then:

1.  $\lim_{x \rightarrow c} p(x) = p(c)$
2.  $\lim_{x \rightarrow c} \frac{p(x)}{q(x)} = \frac{p(c)}{q(c)}$ , when  $q(c) \neq 0$ .

Video solution



[youtu.be/watch?v=8x42kGfu9ts](https://youtu.be/watch?v=8x42kGfu9ts)



[youtu.be/watch?v=NGoUHZESPso](https://youtu.be/watch?v=NGoUHZESPso)

**Figure 1.3.5** Video presentation of [Theorem 1.3.4](#) and [Theorem 1.3.20](#)

**Example 1.3.6 Finding a limit of a rational function.**

Using [Theorem 1.3.4](#), find

$$\lim_{x \rightarrow -1} \frac{3x^2 - 5x + 1}{x^4 - x^2 + 3}.$$

**Solution.** Using [Theorem 1.3.4](#), we can quickly state that

$$\begin{aligned} \lim_{x \rightarrow -1} \frac{3x^2 - 5x + 1}{x^4 - x^2 + 3} &= \frac{3(-1)^2 - 5(-1) + 1}{(-1)^4 - (-1)^2 + 3} \\ &= \frac{9}{3} = 3. \end{aligned}$$

It was likely frustrating in [Section 1.2](#) to do a lot of work with  $\varepsilon$  and  $\delta$  to prove that

$$\lim_{x \rightarrow 2} x^2 = 4$$

as it seemed fairly obvious. The previous theorems state that many functions behave in such an “obvious” fashion, as demonstrated by the rational function in [Example 1.3.6](#).

Polynomial and rational functions are not the only functions to behave in such a predictable way. The following theorem gives a list of functions whose behavior is particularly “nice” in terms of limits. In [Section 1.5](#), we will give a formal name to these functions that behave “nicely.”

**Theorem 1.3.7 Limits of Common Functions.**

Let  $c$  be a real number in the domain of the given function and let  $n$  be a positive integer. The following limits hold:

- |   |   |
|---|---|
| 1. $\lim_{x \rightarrow c} \sin(x) = \sin(c)$ | 6. $\lim_{x \rightarrow c} \cot(x) = \cot(c)$         |
| 2. $\lim_{x \rightarrow c} \cos(x) = \cos(c)$ | 7. $\lim_{x \rightarrow c} a^x = a^c$ , if $a > 0$    |
| 3. $\lim_{x \rightarrow c} \tan(x) = \tan(c)$ | 8. $\lim_{x \rightarrow c} \ln(x) = \ln(c)$           |
| 4. $\lim_{x \rightarrow c} \csc(x) = \csc(c)$ | 9. $\lim_{x \rightarrow c} \sqrt[n]{x} = \sqrt[n]{c}$ |
| 5. $\lim_{x \rightarrow c} \sec(x) = \sec(c)$ |   |

(Item 9 follows from the [Identity](#) and [Roots](#) rules.)

**Example 1.3.8 Evaluating limits analytically.**

Evaluate the following limits.

- |  |  |
|--|--|
| (a) $\lim_{x \rightarrow \pi} \cos(x)$               | (d) $\lim_{x \rightarrow 1} e^{\ln(x)}$        |
| (b) $\lim_{x \rightarrow 3} (\sec^2(x) - \tan^2(x))$ |  |
| (c) $\lim_{x \rightarrow \pi/2} (\cos(x) \sin(x))$   | (e) $\lim_{x \rightarrow 0} \frac{\sin(x)}{x}$ |

**Solution.**

- (a) This is a straightforward application of [Theorem 1.3.7](#):  

$$\lim_{x \rightarrow \pi} \cos(x) = \cos(\pi) = -1.$$

- (b) We can approach this in at least two ways. First, by directly applying [Theorem 1.3.7](#), we have:

$$\lim_{x \rightarrow 3} (\sec^2(x) - \tan^2(x)) = \sec^2(3) - \tan^2(3).$$

Using the Pythagorean Theorem, this last expression is 1; therefore

$$\lim_{x \rightarrow 3} (\sec^2(x) - \tan^2(x)) = 1.$$

We can also use the Pythagorean Theorem from the start.

$$\lim_{x \rightarrow 3} (\sec^2(x) - \tan^2(x)) = \lim_{x \rightarrow 3} 1 = 1,$$

using the [Constants](#) rule. Either way, we find the limit is 1.

- (c) Applying the [Products](#) rule and [Theorem 1.3.7](#) gives

$$\lim_{x \rightarrow \pi/2} \cos(x) \sin(x) = \cos(\pi/2) \sin(\pi/2) = 0 \cdot 1 = 0.$$

- (d) Again, we can approach this in two ways. First, we can use the exponential/logarithmic identity that  $e^{\ln(x)} = x$  and evaluate  

$$\lim_{x \rightarrow 1} e^{\ln(x)} = \lim_{x \rightarrow 1} x = 1.$$

We can also use the [Compositions](#) rule. Using [Theorem 1.3.7](#), we have  $\lim_{x \rightarrow 1} \ln(x) = \ln(1) = 0$  and  $\lim_{x \rightarrow 0} e^x = e^0 = 1$ , satisfying the conditions of the [Compositions](#) rule. Applying this rule,

$$\lim_{x \rightarrow 1} e^{\ln(x)} = e^{\lim_{x \rightarrow 1} \ln(x)} = e^{\ln(1)} = e^0 = 1.$$

Both approaches are valid, giving the same result.

- (e) We encountered this limit in [Section 1.1](#). Applying our theorems, we attempt to find the limit as

$$\lim_{x \rightarrow 0} \frac{\sin(x)}{x} \rightarrow \frac{\sin(0)}{0},$$

which is of the form  $\frac{0}{0}$ . This, of course, violates a condition of the [Quotients](#) rule, as the limit of the denominator is not allowed to be 0. Therefore, we are still unable to evaluate this limit with tools we currently have at hand.

Based on what we've done so far, this section could have been titled "Using Known Limits to Find Unknown Limits." By knowing certain limits of functions, we can find limits involving sums, products, powers, etc., of these functions. We further the development of such comparative tools with the Squeeze Theorem, a clever and intuitive way to find the value of some limits.

Before stating this theorem formally, suppose we have functions  $f$ ,  $g$ , and  $h$  where  $g$  always takes on values between  $f$  and  $h$ ; that is, for all  $x$  in an interval,

$$f(x) \leq g(x) \leq h(x).$$

If  $f$  and  $h$  have the same limit at  $c$ , and  $g$  is always "squeezed" between them,

then  $g$  must have the same limit as well. That is what the Squeeze Theorem states. This is illustrated in Figure 1.3.9.

**Theorem 1.3.10 Squeeze Theorem.**

Let  $f$ ,  $g$  and  $h$  be functions on an open interval  $I$  containing  $c$  such that for all  $x$  in  $I$ ,

$$f(x) \leq g(x) \leq h(x).$$

If

$$\lim_{x \rightarrow c} f(x) = L = \lim_{x \rightarrow c} h(x),$$

then

$$\lim_{x \rightarrow c} g(x) = L.$$

It can take some work to figure out appropriate functions by which to “squeeze” a given function. However, that is generally the only place where work is necessary; the theorem makes the “evaluating the limit part” very simple.

The Squeeze Theorem can be used to show that limits of  $\sin(x)$  can be done by direct substitution, as the videos in Figure 1.3.12 illustrate.

We use the Squeeze Theorem in the following example to finally prove that  $\lim_{x \rightarrow 0} \frac{\sin(x)}{x} = 1$ .

**Example 1.3.13 Using the Squeeze Theorem.**

Use the Squeeze Theorem to show that

$$\lim_{x \rightarrow 0} \frac{\sin(x)}{x} = 1.$$

**Solution.** We begin by considering the unit circle. Each point on the unit circle has coordinates  $(\cos(\theta), \sin(\theta))$  for some angle  $\theta$  as shown in Figure 1.3.14. Using similar triangles, we can extend the line from the origin through the point to the point  $(1, \tan(\theta))$ , as shown. (Here we are assuming that  $0 \leq \theta \leq \pi/2$ . Later we will show that we can also consider  $\theta \leq 0$ .)

Figure 1.3.14 shows three regions have been constructed in the first quadrant, two triangles and a sector of a circle, which are also drawn below. The area of the large triangle is  $\frac{1}{2} \tan(\theta)$ ; the area of the sector is  $\theta/2$ ; the area of the triangle contained inside the sector is  $\frac{1}{2} \sin(\theta)$ . It is then clear from Figure 1.3.15 that

$$\frac{\tan(\theta)}{2} \geq \frac{\theta}{2} \geq \frac{\sin(\theta)}{2}.$$

(You may need to recall that the area of a sector of a circle is  $\frac{1}{2}r^2\theta$  with  $\theta$  measured in radians.)

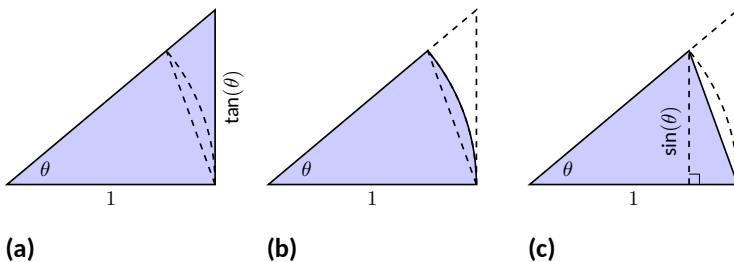


Figure 1.3.15 Bounding the sector between two triangles

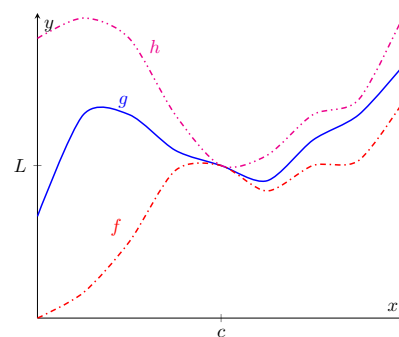


Figure 1.3.9 An illustration of the Squeeze Theorem



[youtu.be/watch?v=8Tv-GRQdAVA](https://youtu.be/watch?v=8Tv-GRQdAVA)

Figure 1.3.11 Explaining the Squeeze Theorem



[youtu.be/watch?v=2pVHlrPee2w](https://youtu.be/watch?v=2pVHlrPee2w)

Figure 1.3.12 Using the Squeeze Theorem to take the limit of  $\sin(x)$  at 0

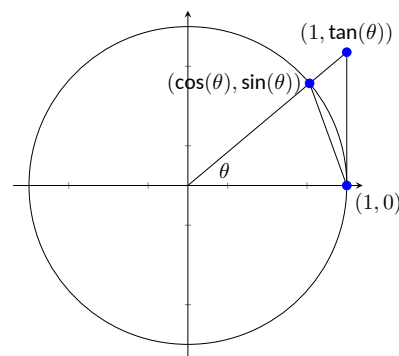


Figure 1.3.14 The unit circle and related triangles

Multiply all terms by  $\frac{2}{\sin(\theta)}$ , giving

$$\frac{1}{\cos(\theta)} \geq \frac{\theta}{\sin(\theta)} \geq 1.$$

Taking reciprocals reverses the inequalities, giving

$$\cos(\theta) \leq \frac{\sin(\theta)}{\theta} \leq 1.$$

(These inequalities hold for all values of  $\theta$  near 0, even negative values, since  $\cos(-\theta) = \cos(\theta)$  and  $\sin(-\theta) = -\sin(\theta)$ .)

Now take limits.

$$\begin{aligned} \lim_{\theta \rightarrow 0} \cos(\theta) &\leq \lim_{\theta \rightarrow 0} \frac{\sin(\theta)}{\theta} \leq \lim_{\theta \rightarrow 0} 1 \\ \cos(0) &\leq \lim_{\theta \rightarrow 0} \frac{\sin(\theta)}{\theta} \leq 1 \\ 1 &\leq \lim_{\theta \rightarrow 0} \frac{\sin(\theta)}{\theta} \leq 1 \end{aligned}$$

Clearly this means that  $\lim_{\theta \rightarrow 0} \frac{\sin(\theta)}{\theta} = 1$ .

With the limit  $\lim_{\theta \rightarrow 0} \frac{\sin(\theta)}{\theta} = 1$  finally established, we can move on to other limits involving trigonometric functions, as the video in [Figure 1.3.16](#) demonstrates.

Two notes about the [Example 1.3.13](#) are worth mentioning. First, one might be discouraged by this application, thinking “I would *never* have come up with that on my own. This is too hard!” Don’t be discouraged; within this text we will guide you in your use of the [Squeeze Theorem](#). As one gains mathematical maturity, clever proofs like this are easier and easier to create.

Second, this limit tells us more than just that as  $x$  approaches 0,  $\sin(x)/x$  approaches 1. Both  $x$  and  $\sin(x)$  are approaching 0, but the *ratio* of  $x$  and  $\sin(x)$  approaches 1, meaning that they are approaching 0 in essentially the same way. Another way of viewing this is: for small  $x$ , the functions  $y = x$  and  $y = \sin(x)$  are essentially indistinguishable.

We include this special limit, along with three others, in the following theorem.

**Theorem 1.3.17 Special Limits.**

- |   |   |
|---|---|
| 1. $\lim_{x \rightarrow 0} \frac{\sin(x)}{x} = 1$     | 3. $\lim_{x \rightarrow 0} (1+x)^{1/x} = e$       |
| 2. $\lim_{x \rightarrow 0} \frac{\cos(x) - 1}{x} = 0$ | 4. $\lim_{x \rightarrow 0} \frac{e^x - 1}{x} = 1$ |

A short word on how to interpret the latter three limits. We know that as  $x$  goes to 0,  $\cos(x)$  goes to 1. So, in the second limit, both the numerator and denominator are approaching 0. However, since the limit is 0, we can interpret this as saying that “ $\cos(x)$  is approaching 1 faster than  $x$  is approaching 0.”

In the third limit, inside the parentheses we have an expression that is approaching 1 (though never equaling 1), and we know that 1 raised to any power is still 1. At the same time, the power is growing toward infinity. What happens to a number near 1 raised to a very large power? In this particular case, the result approaches Euler’s number,  $e$ , approximately 2.718.

**Video solution**



[youtu.be/watch?v=pgjv3ojtXh4](https://youtu.be/watch?v=pgjv3ojtXh4)



[youtu.be/watch?v=Wd464IIs5Y](https://youtu.be/watch?v=Wd464IIs5Y)

**Figure 1.3.16** Finding limits involving trigonometric functions

In the fourth limit, we see that as  $x \rightarrow 0$ ,  $e^x$  approaches 1 “just as fast” as  $x \rightarrow 0$ , resulting in a limit of 1.

The special limits stated in [Theorem 1.3.17](#) are called *indeterminate forms*; in this case they are of the form  $0/0$ , except the third limit, which is of a different form. You’ll learn techniques to find these limits exactly using calculus in [Section 4.6](#).

Our final theorem for this section will be motivated by the following example.

**Example 1.3.18 Using algebra to evaluate a limit.**

Evaluate the following limit:

$$\lim_{x \rightarrow 1} \frac{x^2 - 1}{x - 1}.$$

**Solution.** We begin by attempting to apply [Theorem 1.3.4](#) and substituting 1 for  $x$  in the quotient. This gives:

$$\lim_{x \rightarrow 1} \frac{x^2 - 1}{x - 1} = \frac{1^2 - 1}{1 - 1}$$

which is of the form  $\frac{0}{0}$ , an indeterminate form. We cannot apply the theorem.

By graphing the function, as in [Figure 1.3.19](#), we see that the function seems to be linear, implying that the limit should be easy to evaluate. Recognize that the numerator of our quotient can be factored:

$$\frac{x^2 - 1}{x - 1} = \frac{(x - 1)(x + 1)}{x - 1}.$$

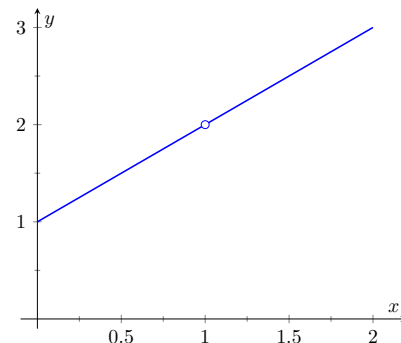
The function is not defined when  $x = 1$ , but for all other  $x$ ,

$$\begin{aligned} \frac{x^2 - 1}{x - 1} &= \frac{(x - 1)(x + 1)}{x - 1} \\ &= \frac{\cancel{(x - 1)}(x + 1)}{\cancel{(x - 1)}} \\ &= x + 1, \quad \text{if } x \neq 1 \end{aligned}$$

Clearly  $\lim_{x \rightarrow 1} (x + 1) = 2$ . Recall that when considering limits, we are not concerned with the value of the function at 1, only the value the function approaches as  $x$  approaches 1. Since  $(x^2 - 1)/(x - 1)$  and  $x + 1$  are the same at all points except at  $x = 1$ , they both approach the same value as  $x$  approaches 1. Therefore we can conclude that

$$\begin{aligned} \lim_{x \rightarrow 1} \frac{x^2 - 1}{x - 1} &= \lim_{x \rightarrow 1} (x + 1) \\ &= 2 \end{aligned}$$

The key to [Example 1.3.18](#) is that the functions  $y = (x^2 - 1)/(x - 1)$  and  $y = x + 1$  are identical except at  $x = 1$ . Since limits describe a value the function is approaching, not the value the function actually attains, the limits of the two functions are always equal.



**Figure 1.3.19** Graphing  $f$  in [Example 1.3.18](#) to understand a limit



**Theorem 1.3.20 Limits of Functions Equal At All But One Point.**

Let  $g(x) = f(x)$  for all  $x$  in an open interval, except possibly at  $c$ , and let  $\lim_{x \rightarrow c} g(x) = L$  for some real number  $L$ . Then

$$\lim_{x \rightarrow c} f(x) = L.$$

The **Fundamental Theorem of Algebra** tells us that when dealing with a rational function of the form  $g(x)/f(x)$  and directly evaluating the limit  $\lim_{x \rightarrow c} \frac{g(x)}{f(x)}$  returns “0/0”, then  $(x - c)$  is a factor of both  $g(x)$  and  $f(x)$ . One can then use algebra to factor this binomial out, cancel, then apply **Theorem 1.3.20**. We demonstrate this once more.

**Example 1.3.21 Evaluating a limit using Theorem 1.3.20.**

Evaluate

$$\lim_{x \rightarrow 3} \frac{x^3 - 2x^2 - 5x + 6}{2x^3 + 3x^2 - 32x + 15}.$$

**Solution.** We attempt to apply **Theorem 1.3.4** by substituting 3 for  $x$ . This returns the familiar indeterminate form of “0/0”. Since the numerator and denominator are each polynomials, we know that  $(x - 3)$  is factor of each. Using whatever method is most comfortable to you, factor out  $(x - 3)$  from each (using polynomial division, synthetic division, a computer algebra system, etc.). We find that

$$\frac{x^3 - 2x^2 - 5x + 6}{2x^3 + 3x^2 - 32x + 15} = \frac{(x - 3)(x^2 + x - 2)}{(x - 3)(2x^2 + 9x - 5)}.$$

We can cancel the  $(x - 3)$  factors as long as  $x \neq 3$ . Using **Theorem 1.3.20** we conclude:

$$\begin{aligned} \lim_{x \rightarrow 3} \frac{x^3 - 2x^2 - 5x + 6}{2x^3 + 3x^2 - 32x + 15} &= \lim_{x \rightarrow 3} \frac{(x - 3)(x^2 + x - 2)}{(x - 3)(2x^2 + 9x - 5)} \\ &= \lim_{x \rightarrow 3} \frac{x^2 + x - 2}{2x^2 + 9x - 5} \\ &= \frac{10}{40} \\ &= \frac{1}{4}. \end{aligned}$$

Video solution



[youtu.be/watch?v=MSckoYqdKH4](https://youtu.be/watch?v=MSckoYqdKH4)

**Example 1.3.22 Evaluating a Limit with a Hole.**

Evaluate

$$\lim_{x \rightarrow 9} \frac{\sqrt{x} - 3}{x - 9}.$$

**Solution.** We begin by trying to apply the **Quotients** limit rule, but the denominator evaluates to zero. In fact, this limit is of the indeterminate form 0/0. We will do some algebra to resolve the indeterminate form. In this case, we multiply the numerator and denominator by the conjugate

of the numerator.

$$\begin{aligned}\frac{\sqrt{x}-3}{x-9} &= \frac{\sqrt{x}-3}{x-9} \cdot \frac{(\sqrt{x}+3)}{(\sqrt{x}+3)} \\ &= \frac{x-9}{(x-9)(\sqrt{x}+3)}\end{aligned}$$

We can cancel the  $(x-9)$  factors as long as  $x \neq 9$ . Using [Theorem 1.3.20](#) we conclude:

$$\begin{aligned}\lim_{x \rightarrow 9} \frac{\sqrt{x}-3}{x-9} &= \lim_{x \rightarrow 9} \frac{x-9}{(x-9)(\sqrt{x}+3)} \\ &= \lim_{x \rightarrow 9} \frac{1}{\sqrt{x}+3} \\ &= \frac{1}{\lim_{x \rightarrow 9} \sqrt{x} + \lim_{x \rightarrow 9} 3} \\ &= \frac{1}{\sqrt{\lim_{x \rightarrow 9} x} + 3} \\ &= \frac{1}{\sqrt{3} + 3} \\ &= \frac{1}{6}.\end{aligned}$$

Video solution



[youtu.be/watch?v=vOW92eipOu4](https://youtu.be/watch?v=vOW92eipOu4)

We end this section by revisiting a limit first seen in [Section 1.1](#), a limit of a difference quotient. Let  $f(x) = -1.5x^2 + 11.5x$ ; we approximated the limit  $\lim_{h \rightarrow 0} \frac{f(1+h)-f(1)}{h} \approx 8.5$ . We formally evaluate this limit in the following example.

**Example 1.3.23 Evaluating the limit of a difference quotient.**

Let  $f(x) = -1.5x^2 + 11.5x$ ; find  $\lim_{h \rightarrow 0} \frac{f(1+h)-f(1)}{h}$ .

**Solution.** Since  $f$  is a polynomial, our first attempt should be to employ [Theorem 1.3.4](#) and substitute 0 for  $h$ . However, we see that this gives us “0/0.” Knowing that we have a rational function hints that some algebra will help. Consider the following steps:

$$\begin{aligned}\lim_{h \rightarrow 0} \frac{f(1+h)-f(1)}{h} &= \lim_{h \rightarrow 0} \frac{-1.5(1+h)^2 + 11.5(1+h) - (-1.5(1)^2 + 11.5(1))}{h} \\ &= \lim_{h \rightarrow 0} \frac{-1.5(1+2h+h^2) + 11.5 + 11.5h - 10}{h} \\ &= \lim_{h \rightarrow 0} \frac{-1.5h^2 + 8.5h}{h} \\ &= \lim_{h \rightarrow 0} \frac{h(-1.5h + 8.5)}{h} \\ &= \lim_{h \rightarrow 0} (-1.5h + 8.5) \quad (\text{using } \text{Theorem 1.3.20}, \text{ as } h \neq 0) \\ &= 8.5 \quad (\text{using } \text{Theorem 1.3.4})\end{aligned}$$

This matches our previous approximation.

This section contains several valuable tools for evaluating limits. One of the main results of this section is [Theorem 1.3.7](#); it states that many functions that

we use regularly behave in a very nice, predictable way. In [Section 1.5](#) we give a name to this nice behavior; we label such functions as **continuous**. Defining that term will require us to look again at what a limit is and what causes limits to not exist.

## 1.3.1 Exercises

## Terms and Concepts

1. Explain in your own words, without using  $\varepsilon$ - $\delta$  formality, why  $\lim_{x \rightarrow c} b = b$ .
2. Explain in your own words, without using  $\varepsilon$ - $\delta$  formality, why  $\lim_{x \rightarrow c} x = c$ .
3. What does the text mean when it says that certain functions' "behavior is 'nice' in terms of limits"? What, in particular, is "nice"?
4. Sketch a graph that visually demonstrates the Squeeze Theorem.
5. You are given the following information:

$$\lim_{x \rightarrow 1} f(x) = 0 \quad \lim_{x \rightarrow 1} g(x) = 0 \quad \lim_{x \rightarrow 1} \frac{f(x)}{g(x)} = 2$$

What can be said about the relative sizes of  $f(x)$  and  $g(x)$  as  $x$  approaches 1?

6. (☐ True ☐ False)  $\lim_{x \rightarrow 1} \ln x = 0$ .

## Problems

**Exercise Group.** Use the following information to evaluate the given limit, when possible.

$$\lim_{x \rightarrow 9} f(x) = 6$$

$$\lim_{x \rightarrow 6} f(x) = 9$$

$$f(9) = 6$$

$$\lim_{x \rightarrow 9} g(x) = 3$$

$$\lim_{x \rightarrow 6} g(x) = 3$$

$$g(6) = 3$$

7.  $\lim_{x \rightarrow 9} (f(x) + g(x))$
8.  $\lim_{x \rightarrow 9} \left( \frac{3f(x)}{g(x)} \right)$
9.  $\lim_{x \rightarrow 9} \left( \frac{f(x) - 2g(x)}{g(x)} \right)$
10.  $\lim_{x \rightarrow 6} \left( \frac{f(x)}{3 - g(x)} \right)$
11.  $\lim_{x \rightarrow 9} g(f(x))$
12.  $\lim_{x \rightarrow 6} f(g(x))$
13.  $\lim_{x \rightarrow 6} g(f(f(x)))$
14.  $\lim_{x \rightarrow 6} (f(x)g(x) - f(x)^2 + g(x)^2)$

**Exercise Group.** Use the following information to evaluate the given limit, when possible. If it is not possible to determine the limit, state why not.

$$\lim_{x \rightarrow 1} f(x) = 2$$

$$\lim_{x \rightarrow 10} f(x) = 1$$

$$f(1) = 1/5$$

$$\lim_{x \rightarrow 1} g(x) = 0$$

$$\lim_{x \rightarrow 10} g(x) = \pi$$

$$g(10) = \pi$$

15.  $\lim_{x \rightarrow 1} (f(x)g(x))$
16.  $\lim_{x \rightarrow 10} \cos(g(x))$
17.  $\lim_{x \rightarrow 1} g(5f(x))$
18.  $\lim_{x \rightarrow 1} 5^{g(x)}$

**Exercise Group.** Evaluate the given limit.

19.  $\lim_{x \rightarrow 6} (x^2 - 3x + 5)$
20.  $\lim_{x \rightarrow \pi} \left( \frac{x-5}{x-8} \right)^4$
21.  $\lim_{x \rightarrow \frac{\pi}{6}} \cos(x) \sin(x)$
22.  $\lim_{x \rightarrow 6} \frac{-(5x+2)}{x+4}$
23.  $\lim_{x \rightarrow 0} \ln(x)$
24.  $\lim_{x \rightarrow 2} 4^{x^3 - 2x}$
25.  $\lim_{x \rightarrow \frac{\pi}{3}} \csc(x)$
26.  $\lim_{x \rightarrow 0} \ln(4 + x)$

$$27. \lim_{x \rightarrow \pi} \frac{x^2 - 4x - 2}{2x^2 - 2x + 1}$$

$$29. \lim_{x \rightarrow 5} \frac{x^2 - 11x + 30}{x^2 - 14x + 45}$$

$$31. \lim_{x \rightarrow 9} \frac{x^2 - x - 72}{x^2 - 14x + 45}$$

$$33. \lim_{x \rightarrow -6} \frac{x^2 + 8x + 12}{x^2 + 3x - 18}$$

$$28. \lim_{x \rightarrow \pi} \frac{2x - 4}{5x - 5}$$

$$30. \lim_{x \rightarrow 0} \frac{x^2 - 7x}{x^2 + 2x}$$

$$32. \lim_{x \rightarrow -8} \frac{x^2 + 3x - 40}{x^2 + 13x + 40}$$

$$34. \lim_{x \rightarrow -4} \frac{x^2 + 13x + 36}{x^2 + 12x + 32}$$

**Exercise Group.** Use the Squeeze Theorem to evaluate the limit.

$$35. \lim_{x \rightarrow 0} \left( x \sin\left(\frac{1}{x}\right) \right)$$

$$36. \lim_{x \rightarrow 0} \left( \sin(x) \cos\left(\frac{1}{x^2}\right) \right)$$

$$37. \lim_{x \rightarrow 1} f(x), \text{ where } 3x - 2 \leq f(x) \leq x^3$$

$$38. \lim_{x \rightarrow 3} f(x), \text{ where } 6x - 9 \leq f(x) \leq x^2$$

**Exercise Group.** The following exercises challenge your understanding of limits but can be evaluated using the knowledge gained in [Section 1.3](#).

$$39. \lim_{x \rightarrow 0} \frac{\sin(8x)}{x}$$

$$40. \lim_{x \rightarrow 0} \frac{\sin(9x)}{8x}$$

$$41. \lim_{x \rightarrow 0} \frac{\ln(1+x)}{x}$$

$$42. \lim_{x \rightarrow 0} \frac{\sin(x)}{x}, \text{ where } x \text{ is measured in degrees, not radians.}$$

$$43. \text{ Let } f(x) = 0 \text{ and } g(x) = \frac{x}{x}.$$

$$(a) \text{ Explain why } \lim_{x \rightarrow 2} f(x) = 0.$$

$$(b) \text{ Explain why } \lim_{x \rightarrow 0} g(x) = 1.$$

$$(c) \text{ Explain why } \lim_{x \rightarrow 2} g(f(x)) \text{ does not exist.}$$

$$(d) \text{ Explain why the previous statement does not violate the Composition Rule of Theorem 1.3.1.}$$

## 1.4 One-Sided Limits

We introduced the concept of a limit gently, approximating their values graphically and numerically. Next came the rigorous definition of the limit, along with an admittedly tedious method for evaluating them. Section 1.3 gave us tools (which we call theorems) that allow us to compute limits with greater ease. Chief among the results were the facts that polynomials and rational, trigonometric, exponential and logarithmic functions (and their sums, products, etc.) all behave “nicely.” In this section we rigorously define what we mean by “nicely.”

In Section 1.1 we saw three ways in which limits of functions can fail to exist:

1. The function approaches different values from the left and right.
2. The function grows without bound.
3. The function oscillates.

In this section we explore in depth the concepts behind Item 1 by introducing the *one-sided limit*. We begin with formal definitions that are very similar to the definition of the limit given in Section 1.2, but the notation is slightly different and “ $x \neq c$ ” is replaced with either “ $x < c$ ” or “ $x > c$ .”

There is a slightly different definition for a left-hand limit, than for a right-hand limit, but both have a lot in common with Definition 1.2.2.

### Definition 1.4.1 One Sided Limits: Left- and Right-Hand Limits.

#### Left-Hand Limit

Let  $f$  be a function defined on  $(a, c)$  for some  $a < c$  and let  $L$  be a real number. The statement that the **limit** of  $f(x)$ , as  $x$  approaches  $c$  **from the left**, is  $L$ , (alternatively, that **the left-hand limit** of  $f$  at  $c$  is  $L$ ) is denoted by

$$\lim_{x \rightarrow c^-} f(x) = L,$$

and means that for any  $\varepsilon > 0$ , there exists  $\delta > 0$  such that for all  $x \in (a, c)$ , if  $|x - c| < \delta$ , then  $|f(x) - L| < \varepsilon$ .

#### Right-Hand Limit

Let  $f$  be a function defined on  $(c, b)$  for some  $b > c$  and let  $L$  be a real number. The statement that the **limit** of  $f(x)$ , as  $x$  approaches  $c$  **from the right**, is  $L$ , (alternatively, that **the right-hand limit** of  $f$  at  $c$  is  $L$ ) is denoted by

$$\lim_{x \rightarrow c^+} f(x) = L,$$

and means that for any  $\varepsilon > 0$ , there exists  $\delta > 0$  such that for all  $x \in (c, b)$ , if  $|x - c| < \delta$ , then  $|f(x) - L| < \varepsilon$ .

Practically speaking, when evaluating a left-hand limit, we consider only values of  $x$  “to the left of  $c$ ,” i.e., where  $x < c$ . The admittedly imperfect notation  $x \rightarrow c^-$  is used to imply that we look at values of  $x$  to the left of  $c$ . The notation has nothing to do with positive or negative values of either  $x$  or  $c$ . It’s more like you are adding very small negative values to  $c$  to get values for  $x$ . A similar statement holds for evaluating right-hand limits; there we consider only values of  $x$  to the right of  $c$ , i.e.,  $x > c$ . We can use the theorems from previous sections to help us evaluate these limits; we just restrict our view to one side of  $c$ .



[youtu.be/watch?v=VU8IUocFAfE](https://youtu.be/watch?v=VU8IUocFAfE)

Figure 1.4.2 Video presentation of Definition 1.4.1

We practice evaluating left- and right-hand limits through a series of examples.

**Example 1.4.3 Evaluating one-sided limits.**

Let  $f(x) = \begin{cases} x & 0 \leq x \leq 1 \\ 3 - x & 1 < x < 2 \end{cases}$ , as shown in Figure 1.4.4. Find each of the following:

- |                                     |                                     |
|-------------------------------------|-------------------------------------|
| (a) $\lim_{x \rightarrow 1^-} f(x)$ | (e) $\lim_{x \rightarrow 0^+} f(x)$ |
| (b) $\lim_{x \rightarrow 1^+} f(x)$ | (f) $f(0)$                          |
| (c) $\lim_{x \rightarrow 1} f(x)$   | (g) $\lim_{x \rightarrow 2^-} f(x)$ |
| (d) $f(1)$                          | (h) $f(2)$                          |

**Solution.** For these problems, the visual aid of the graph is likely more effective in evaluating the limits than using  $f$  itself. Therefore we will refer often to the graph.

- (a) As  $x$  goes to 1 from the left, we see that  $f(x)$  is approaching the value of 1.

$$\text{Therefore } \lim_{x \rightarrow 1^-} f(x) = 1.$$

- (b) As  $x$  goes to 1 from the right, we see that  $f(x)$  is approaching the value of 2. Recall that it does not matter that there is an “open circle” there; we are evaluating a limit, not the value of the function.

$$\text{Therefore } \lim_{x \rightarrow 1^+} f(x) = 2.$$

- (c) The limit of  $f$  as  $x$  approaches 1 does not exist, as discussed in Section 1.1. The function does not approach one particular value, but two different values from the left and the right.

- (d) Using the definition, and by looking at the graph, we see that  $f(1) = 1$ .

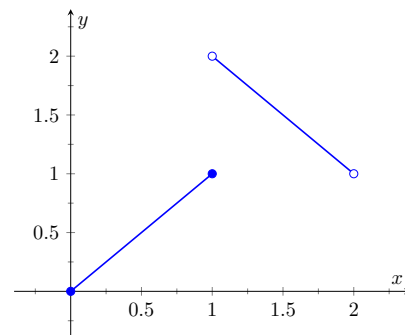
- (e) As  $x$  goes to 0 from the right, we see that  $f(x)$  is approaching 0. Therefore  $\lim_{x \rightarrow 0^+} f(x) = 0$ . Note we cannot consider a left-hand limit at 0 as  $f$  is not defined for values of  $x < 0$ .

- (f) Using the definition and the graph,  $f(0) = 0$ .

- (g) As  $x$  goes to 2 from the left, we see that  $f(x)$  is approaching the value of 1.

$$\text{Therefore } \lim_{x \rightarrow 2^-} f(x) = 1.$$

- (h) The graph and the definition of the function show that  $f(2)$  is not defined.



**Figure 1.4.4** A graph of  $f$  in Example 1.4.3

Video solution



[youtu.be/watch?v=NdBPwaP4Xkk](https://youtu.be/watch?v=NdBPwaP4Xkk)

Note how the left- and right-hand limits were different at  $x = 1$ . This, of course, causes the limit to not exist. The following theorem states what is fairly intuitive: the limit exists precisely when the left- and right-hand limits are equal.

**Theorem 1.4.5 Limits and One-Sided Limits.**

Let  $f$  be a function defined on an open interval  $I$  containing  $c$ , except possibly at  $c$ . Then

$$\lim_{x \rightarrow c} f(x) = L$$

if, and only if,

$$\lim_{x \rightarrow c^-} f(x) = L \text{ and } \lim_{x \rightarrow c^+} f(x) = L.$$

The phrase “if, and only if” means the two statements are *equivalent*: they are either both true or both false. If the limit equals  $L$ , then the left and right hand limits both equal  $L$ . If the limit is not equal to  $L$ , then at least one of the left and right-hand limits is not equal to  $L$  (it may not even exist).

One thing to consider in [Examples 1.4.3–1.4.10](#) is that the value of the function may/may not be equal to the value(s) of its left/right-hand limits, even when these limits agree.

**Example 1.4.6 Evaluating limits of a piecewise-defined function.**

Let  $f(x) = \begin{cases} 2 - x & 0 < x < 1 \\ (x - 2)^2 & 1 < x < 2 \end{cases}$ . Evaluate the following:

- |                                     |                                     |
|-------------------------------------|-------------------------------------|
| (a) $\lim_{x \rightarrow 1^-} f(x)$ | (e) $\lim_{x \rightarrow 0^+} f(x)$ |
| (b) $\lim_{x \rightarrow 1^+} f(x)$ | (f) $f(0)$                          |
| (c) $\lim_{x \rightarrow 1} f(x)$   | (g) $\lim_{x \rightarrow 2^-} f(x)$ |
| (d) $f(1)$                          | (h) $f(2)$                          |

**Solution.** In this example, we evaluate each expression using just the definition of  $f$ , without using a graph as we did in the previous example.

- (a) As  $x$  approaches 1 from the left, we consider a limit where all  $x$ -values are less than 1. This means we use the “ $2 - x$ ” piece of the piecewise-defined function  $f$ . As the  $x$ -values near 1,  $2 - x$  approaches 1; that is,  $f(x)$  approaches 1.

$$\text{Therefore } \lim_{x \rightarrow 1^-} f(x) = 1.$$

A concise mathematical presentation of the above argument could be written as follows:

$$\begin{aligned} \lim_{x \rightarrow 1^-} f(x) &= \lim_{x \rightarrow 1^-} (2 - x) \quad (f(x) = 2 - x \text{ for } 0 < x < 1) \\ &= 2 - 1 = 1 \quad (\text{properties of limits}) \end{aligned}$$

- (b) As  $x$  approaches 1 from the right, we consider a limit where all  $x$ -values are greater than 1. This means we use the “ $(x - 2)^2$ ” piece of  $f$ . As the  $x$ -values near 1,  $(x - 2)^2$  approaches 1; that is, we see that again  $f(x)$  approaches 1.

$$\text{Therefore } \lim_{x \rightarrow 1^+} f(x) = 1.$$



Once again, we can present our work computationally as follows:

$$\begin{aligned}\lim_{x \rightarrow 1^+} f(x) &= \lim_{x \rightarrow 1^+} (x - 2)^2 \quad (f(x) = (x - 2)^2 \text{ for } 1 < x < 2) \\ &= (1 - 2)^2 = 1 \quad (\text{properties of limits})\end{aligned}$$

- (c) The limit of  $f$  as  $x$  approaches 1 exists and is 1, as  $f$  approaches 1 from both the right and left.

$$\text{Therefore } \lim_{x \rightarrow 1} f(x) = 1.$$

- (d) Neither piece of  $f$  is defined for the  $x$ -value of 1; in other words, 1 is not in the domain of  $f$ . Therefore  $f(1)$  is not defined.

- (e) As  $x$  approaches 0 from the right, we consider a limit where all  $x$ -values are greater than 0. This means we use the  $2 - x$  piece of  $f$ . As the  $x$ -values near 0,  $2 - x$  approaches 2; that is,  $f(x)$  approaches 2.

$$\text{So } \lim_{x \rightarrow 0^+} f(x) = 2.$$

- (f)  $f(0)$  is not defined as 0 is not in the domain of  $f$ .

- (g) As  $x$  approaches 2 from the left, we consider a limit where all  $x$ -values are less than 2. This means we use the  $(x - 2)^2$  piece of  $f$ . As the  $x$ -values near 2,  $(x - 2)^2$  nears 0; that is,  $f(x)$  approaches 0.

$$\text{So } \lim_{x \rightarrow 2^-} f(x) = 0.$$

- (h)  $f(2)$  is not defined as 2 is not in the domain of  $f$ .

We can confirm our analytic result by consulting the graph of  $f$  shown in Figure 1.4.7. Note the open circles on the graph at  $x = 0, 1$  and  $2$ , where  $f$  is not defined.

#### Example 1.4.8 Evaluating limits of a piecewise-defined function.

Let  $f(x) = \begin{cases} (x - 1)^2 & 0 \leq x \leq 2, x \neq 1 \\ 1 & x = 1 \end{cases}$  as shown in Figure 1.4.9.

Evaluate the following:

(a)  $\lim_{x \rightarrow 1^-} f(x)$

(c)  $\lim_{x \rightarrow 1} f(x)$

(b)  $\lim_{x \rightarrow 1^+} f(x)$

(d)  $f(1)$

**Solution.** It is clear by looking at the graph that both the left- and right-hand limits of  $f$ , as  $x$  approaches 1, are 0. Thus it is also clear that the limit is 0; i.e.,  $\lim_{x \rightarrow 1} f(x) = 0$ . It is also clearly stated that  $f(1) = 1$ .

Video solution



[youtu.be/watch?v=vE\\_7FG2h\\_LU](https://youtu.be/watch?v=vE_7FG2h_LU)

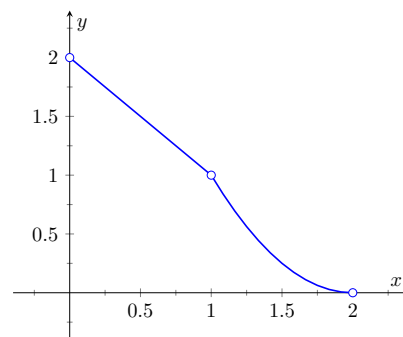


Figure 1.4.7 A graph of  $f$  from Example 1.4.6

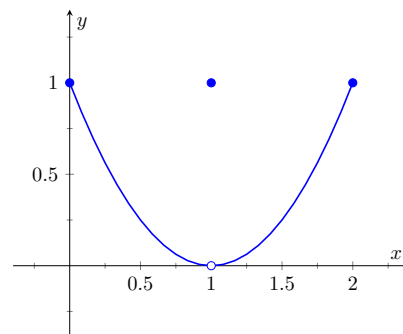


Figure 1.4.9 Graphing  $f$  in Example 1.4.8

Video solution



[youtu.be/watch?v=HVFazve-Qxc](https://youtu.be/watch?v=HVFazve-Qxc)

**Example 1.4.10** Evaluating limits of a piecewise-defined function.

Let  $f(x) = \begin{cases} x^2 & 0 \leq x \leq 1 \\ 2 - x & 1 < x \leq 2 \end{cases}$  as shown in Figure 1.4.11. Evaluate the following:

- (a)  $\lim_{x \rightarrow 1^-} f(x)$  (c)  $\lim_{x \rightarrow 1} f(x)$   
 (b)  $\lim_{x \rightarrow 1^+} f(x)$  (d)  $f(1)$

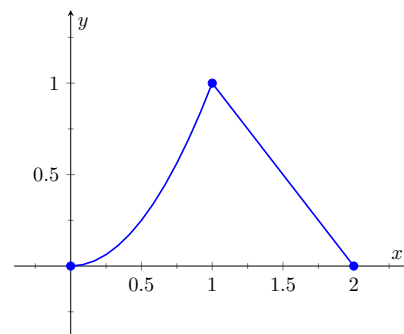
**Solution.** It is clear from the definition of the function and its graph that all of the following are equal:

$$\lim_{x \rightarrow 1^-} f(x) = \lim_{x \rightarrow 1^+} f(x) = \lim_{x \rightarrow 1} f(x) = f(1) = 1.$$

In Examples 1.4.3–1.4.10 we were asked to find both  $\lim_{x \rightarrow 1} f(x)$  and  $f(1)$ . Consider the following table:

	$\lim_{x \rightarrow 1} f(x)$	$f(1)$
Example 1.4.3	does not exist	1
Example 1.4.6	1	not defined
Example 1.4.8	0	1
Example 1.4.10	1	1

Only in Example 1.4.10 do both the function and the limit exist and agree. This seems “nice;” in fact, it seems “normal.” This is in fact an important situation which we explore in Section 1.5 entitled “Continuity.” In short, a **continuous function** is one in which when a function approaches a value as  $x \rightarrow c$  (i.e., when  $\lim_{x \rightarrow c} f(x) = L$ ), it actually *attains* that value at  $c$ . Such functions behave nicely as they are very predictable.



**Figure 1.4.11** Graphing  $f$  in Example 1.4.10

Video solution



[youtu.be/watch?v=Nn6JoJRK7nk](https://youtu.be/watch?v=Nn6JoJRK7nk)

## 1.4.1 Exercises

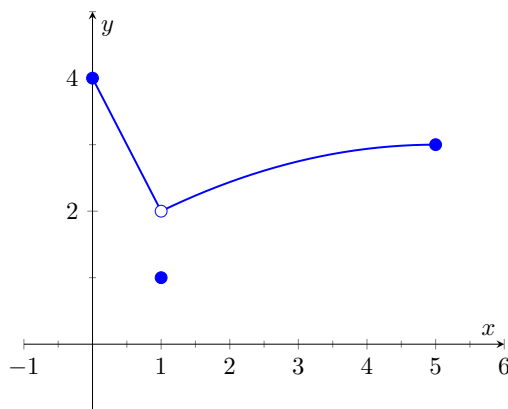
## Terms and Concepts

- What are the three ways in which a limit may fail to exist?
- ☐ True ☐ False If  $\lim_{x \rightarrow 1^-} f(x) = 5$ , then  $\lim_{x \rightarrow 1} f(x) = 5$ .
- ☐ True ☐ False If  $\lim_{x \rightarrow 1^-} f(x) = 5$ , then  $\lim_{x \rightarrow 1^+} f(x) = 5$ .
- ☐ True ☐ False If  $\lim_{x \rightarrow 1} f(x) = 5$ , then  $\lim_{x \rightarrow 1^-} f(x) = 5$ .

## Problems

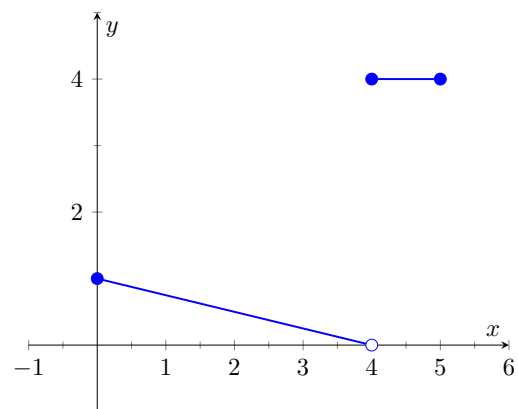
**Exercise Group.** Evaluate each expression using the given graph of  $f$ .

5.



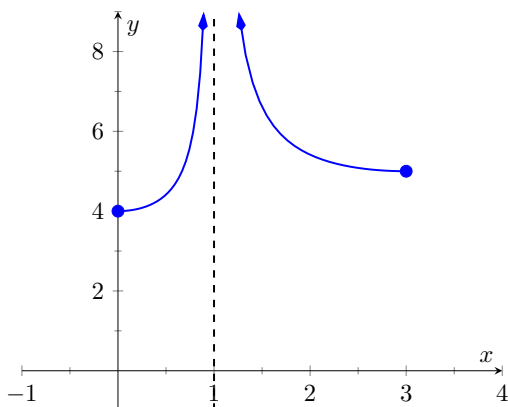
- $\lim_{x \rightarrow 1^-} f(x)$
- $\lim_{x \rightarrow 1^+} f(x)$
- $\lim_{x \rightarrow 1} f(x)$
- $f(1)$
- $\lim_{x \rightarrow 0^-} f(x)$
- $\lim_{x \rightarrow 0^+} f(x)$

6.



- $\lim_{x \rightarrow 4^-} f(x)$
- $\lim_{x \rightarrow 4^+} f(x)$
- $\lim_{x \rightarrow 4} f(x)$
- $f(4)$
- $\lim_{x \rightarrow 0^-} f(x)$
- $\lim_{x \rightarrow 0^+} f(x)$

7.



(a)  $\lim_{x \rightarrow 1^-} f(x)$

(b)  $\lim_{x \rightarrow 1^+} f(x)$

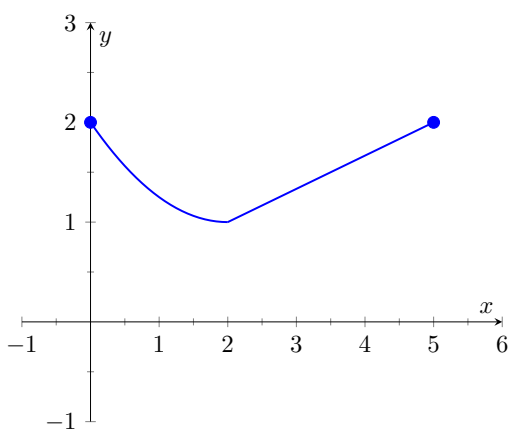
(c)  $\lim_{x \rightarrow 1} f(x)$

(d)  $f(1)$

(e)  $\lim_{x \rightarrow 3^-} f(x)$

(f)  $\lim_{x \rightarrow 0^+} f(x)$

9.



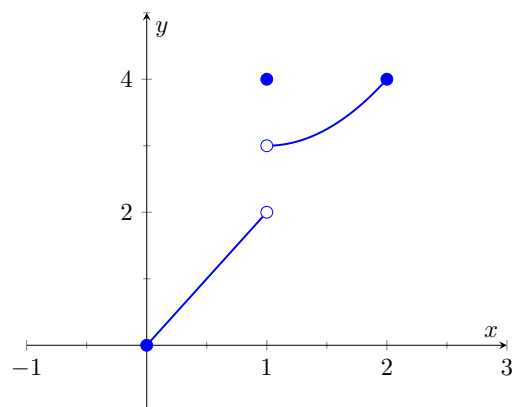
(a)  $\lim_{x \rightarrow 2^-} f(x)$

(b)  $\lim_{x \rightarrow 2^+} f(x)$

(c)  $\lim_{x \rightarrow 2} f(x)$

(d)  $f(2)$

8.



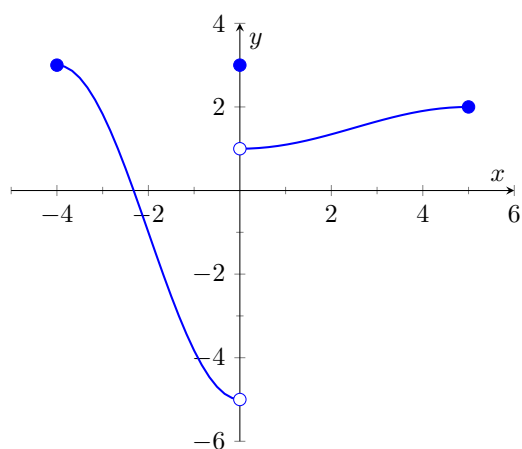
(a)  $\lim_{x \rightarrow 1^-} f(x)$

(b)  $\lim_{x \rightarrow 1^+} f(x)$

(c)  $\lim_{x \rightarrow 1} f(x)$

(d)  $f(1)$

10.



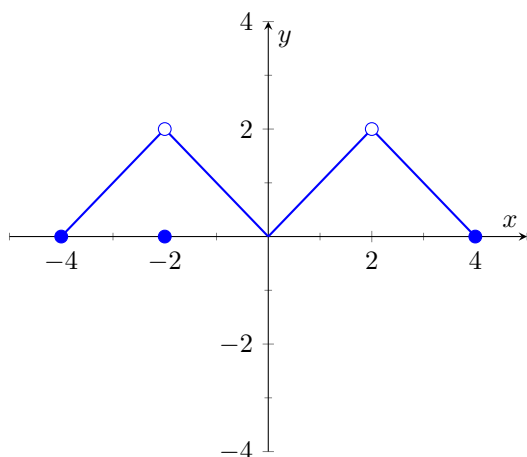
(a)  $\lim_{x \rightarrow 0^-} f(x)$

(b)  $\lim_{x \rightarrow 0^+} f(x)$

(c)  $\lim_{x \rightarrow 0} f(x)$

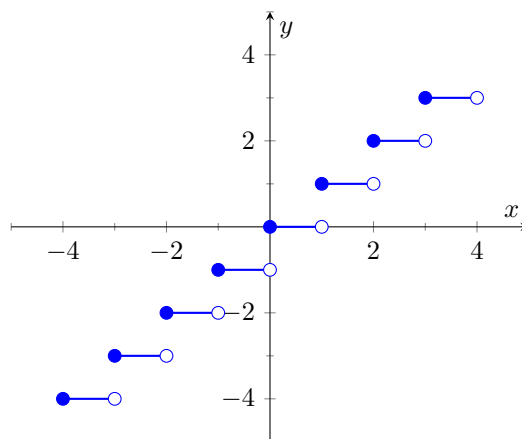
(d)  $f(0)$

11.



- (a)  $\lim_{x \rightarrow -2^-} f(x)$
- (b)  $\lim_{x \rightarrow -2^+} f(x)$
- (c)  $\lim_{x \rightarrow -2} f(x)$
- (d)  $f(-2)$
- (e)  $\lim_{x \rightarrow 2^-} f(x)$
- (f)  $\lim_{x \rightarrow 2^+} f(x)$
- (g)  $\lim_{x \rightarrow 2} f(x)$
- (h)  $f(2)$

12.

Let  $a$  be an integer with  $-3 \leq a \leq 3$ .

- (a)  $\lim_{x \rightarrow a^-} f(x)$
- (b)  $\lim_{x \rightarrow a^+} f(x)$
- (c)  $\lim_{x \rightarrow a} f(x)$
- (d)  $f(a)$

**Exercise Group.** Evaluate the given limits of the piecewise defined function.

13. 
$$f(x) = \begin{cases} x - 1 & \text{if } x \leq 3 \\ x^2 - 3 & \text{if } x > 3 \end{cases}$$

- (a)  $\lim_{x \rightarrow 3^-} f(x)$
- (b)  $\lim_{x \rightarrow 3^+} f(x)$
- (c)  $\lim_{x \rightarrow 3} f(x)$
- (d)  $f(3)$

14. 
$$f(x) = \begin{cases} 2x - 2x^2 - 5 & \text{if } x < 3 \\ \sin(x - 3) & \text{if } x \geq 3 \end{cases}$$

- (a)  $\lim_{x \rightarrow 3^-} f(x)$
- (b)  $\lim_{x \rightarrow 3^+} f(x)$
- (c)  $\lim_{x \rightarrow 3} f(x)$
- (d)  $f(3)$

$$15. \quad f(x) = \begin{cases} x^2 + 3x - 1 & \text{if } x < 2 \\ x^3 + 1 & \text{if } 2 \leq x \leq 5 \\ x^2 + 4x + 81 & \text{if } x > 5 \end{cases}$$

$$(a) \quad \lim_{x \rightarrow 2^-} f(x)$$

$$(b) \quad \lim_{x \rightarrow 2^+} f(x)$$

$$(c) \quad \lim_{x \rightarrow 2} f(x)$$

$$(d) \quad f(2)$$

$$(e) \quad \lim_{x \rightarrow 5^-} f(x)$$

$$(f) \quad \lim_{x \rightarrow 5^+} f(x)$$

$$(g) \quad \lim_{x \rightarrow 5} f(x)$$

$$(h) \quad f(5)$$

$$17. \quad f(x) = \begin{cases} 1 - \cos^2(x) & x < a \\ \sin^2(x) & x \geq a \end{cases} \quad \text{where } a \text{ is a real number.}$$

$$(a) \quad \lim_{x \rightarrow -} f(x)$$

$$(b) \quad \lim_{x \rightarrow +} f(x)$$

$$(c) \quad \lim_{x \rightarrow} f(x)$$

$$(d) \quad f()$$

$$19. \quad f(x) = \begin{cases} x^2 - 2x - 7 & \text{if } x < -1 \\ x - 1 & \text{if } x = -1 \\ -(x^2 + x + 4) & \text{if } x > -1 \end{cases}$$

$$(a) \quad \lim_{x \rightarrow -1^-} f(x)$$

$$(b) \quad \lim_{x \rightarrow -1^+} f(x)$$

$$(c) \quad \lim_{x \rightarrow -1} f(x)$$

$$(d) \quad f(-1)$$

$$21. \quad f(x) = \begin{cases} \frac{|x|}{x} & x \neq 0 \\ 0 & x = 0 \end{cases}$$

$$(a) \quad \lim_{x \rightarrow 0^-} f(x)$$

$$(b) \quad \lim_{x \rightarrow 0^+} f(x)$$

$$(c) \quad \lim_{x \rightarrow 0} f(x)$$

$$(d) \quad f(0)$$

$$16. \quad f(x) = \begin{cases} \cos(x) & x < \pi \\ \sin(x) & x \geq \pi \end{cases}$$

$$(a) \quad \lim_{x \rightarrow \pi^-} f(x)$$

$$(b) \quad \lim_{x \rightarrow \pi^+} f(x)$$

$$(c) \quad \lim_{x \rightarrow \pi} f(x)$$

$$(d) \quad f(\pi)$$

$$18. \quad f(x) = \begin{cases} x + 1 & \text{if } x < -1 \\ x - 1 & \text{if } x = -1 \\ x + 2 & \text{if } x > -1 \end{cases}$$

$$(a) \quad \lim_{x \rightarrow -1^-} f(x)$$

$$(b) \quad \lim_{x \rightarrow -1^+} f(x)$$

$$(c) \quad \lim_{x \rightarrow -1} f(x)$$

$$(d) \quad f(-1)$$

$$20. \quad f(x) = \begin{cases} a(x - b)^2 + c & x < b \\ a(x - b) + c & x \geq b \end{cases}$$

$$(a) \quad \lim_{x \rightarrow b^-} f(x)$$

$$(b) \quad \lim_{x \rightarrow b^+} f(x)$$

$$(c) \quad \lim_{x \rightarrow b} f(x)$$

$$(d) \quad f(b)$$

## 1.5 Continuity

As we have studied limits, we have gained the intuition that limits measure “where a function is heading.” That is, if  $\lim_{x \rightarrow 1} f(x) = 3$ , then as  $x$  is close to 1,  $f(x)$  is close to 3. We have seen, though, that this is not necessarily a good indicator of what  $f(1)$  actually is. This can be problematic; functions can tend to one value but attain another. This section focuses on functions that *do not* exhibit such behavior.

### Definition 1.5.1 Continuous Function.

Let  $f$  be a function whose domain contains an open interval  $I$ .

1.  $f$  is **continuous at a point**  $c$  in  $I$  if  $\lim_{x \rightarrow c} f(x) = f(c)$ .
2.  $f$  is **continuous on the open interval**  $I$  if  $f$  is continuous at  $c$  for all values of  $c$  in  $I$ . If  $f$  is continuous on  $(-\infty, \infty)$ , we say  $f$  is **continuous everywhere** (or **everywhere continuous**).

Note that in Definition 1.5.1, a function  $f$  can only be continuous at a point  $c$  if  $c$  is in the domain of  $f$ .

A useful way to establish whether or not a function  $f$  is continuous at  $c$  is to verify the following three things:

1.  $\lim_{x \rightarrow c} f(x)$  exists,
2.  $f(c)$  is defined, and
3.  $\lim_{x \rightarrow c} f(x) = f(c)$ .

### Example 1.5.3 Finding intervals of continuity.

Let  $f$  be defined as shown in Figure 1.5.4. Give the interval(s) on which  $f$  is continuous.

**Solution.** We proceed by examining the three criteria for continuity.

1. The limits  $\lim_{x \rightarrow c} f(x)$  exists for all  $c$  between 0 and 3.
2.  $f(c)$  is defined for all  $c$  between 0 and 3, *except for*  $c = 1$ . We know immediately that  $f$  cannot be continuous at  $x = 1$ .
3. The limit  $\lim_{x \rightarrow c} f(x) = f(c)$  for all  $c$  between 0 and 3, except, of course, for  $c = 1$ .

We conclude that  $f$  is continuous at every point of the interval  $(0, 3)$  except at  $x = 1$ . Therefore  $f$  is continuous on  $(0, 1)$  and  $(1, 3)$ .

### Example 1.5.5 Finding intervals of continuity.

The *floor function*,  $f(x) = \lfloor x \rfloor$ , returns the largest integer smaller than, or equal to, the input  $x$ . (For example,  $f(\pi) = \lfloor \pi \rfloor = 3$ .) The graph of  $f$  in Figure 1.5.6 demonstrates why this is often called a “step function.” Give the intervals on which  $f$  is continuous.

**Solution.** We examine the three criteria for continuity.

1. The limits  $\lim_{x \rightarrow c} f(x)$  do not exist at the jumps from one “step” to the next, which occur at all integer values of  $c$ . Therefore the limits



[youtu.be/watch?v=bKi6ReLchfw](https://youtu.be/watch?v=bKi6ReLchfw)

Figure 1.5.2 Video presentation of Definition 1.5.1

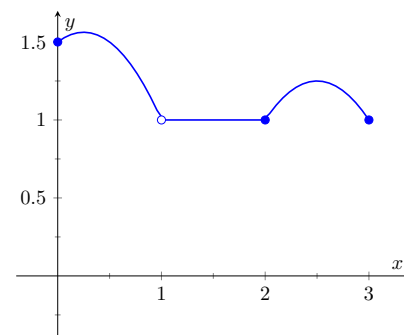


Figure 1.5.4 A graph of  $f$  in Example 1.5.3

Our definition of continuity (currently) only applies to open intervals. After Definition 1.5.7, we'll be able to say that  $f$  is continuous on  $[0, 1)$  and  $(1, 3]$ .

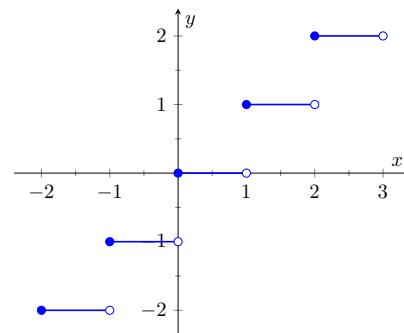


Figure 1.5.6 A graph of the step function in Example 1.5.5

exist for all  $c$  except when  $c$  is an integer.

2. The function is defined for all values of  $c$ .

3. The limit  $\lim_{x \rightarrow c} f(x) = f(c)$  for all values of  $c$  where the limit exist, since each step consists of just a line.

We conclude that  $f$  is continuous everywhere except at integer values of  $c$ . So the intervals on which  $f$  is continuous are

$$\dots, (-2, -1), (-1, 0), (0, 1), (1, 2), \dots$$

We could also say that  $f$  is continuous on all intervals of the form  $(n, n+1)$  where  $n$  is an integer.

Our definition of continuity on an interval specifies the interval is an open interval. We can extend the definition of continuity to closed intervals of the form  $[a, b]$  by considering the appropriate one-sided limits at the endpoints.

#### Definition 1.5.7 Continuity on Closed Intervals.

Let  $f$  be defined on the closed interval  $[a, b]$  for some real numbers  $a < b$ .

We say  $f$  is **continuous on the closed interval**  $[a, b]$  if:

1.  $f$  is continuous on  $(a, b)$ ,
2.  $\lim_{x \rightarrow a^+} f(x) = f(a)$  and
3.  $\lim_{x \rightarrow b^-} f(x) = f(b)$ .

We can make the appropriate adjustments to talk about continuity on half-open intervals such as  $[a, b)$  or  $(a, b]$  if necessary.

If the domain of  $f$  includes values less than  $a$ , we say that **Item 2** in **Definition 1.5.7** indicates that  $f$  is **continuous from the right** at  $a$ . But if  $f$  is undefined for  $x < a$ , we can say that  $f$  is continuous at  $a$  without ambiguity.

Similarly, **Item 3** indicates that  $f$  is **continuous from the left** at  $b$ , and if  $f$  is not defined for  $x > b$ , we can simply say that  $f$  is continuous at  $b$ .

For example, it makes sense to say that the function  $f(x) = \sqrt{1-x^2}$  is continuous at 1 and  $-1$ , while the floor function in **Example 1.5.5** is continuous from the left at 1 and  $-1$ , but is not continuous at these points.

Using this new definition, we can adjust our answer in **Example 1.5.3** by stating that  $f$  is continuous on  $[0, 1)$  and  $(1, 3]$ , as mentioned in that example. We can also revisit **Example 1.5.5** and state that the floor function is continuous on the following half-open intervals

$$\dots, [-2, -1), [-1, 0), [0, 1), [1, 2), \dots$$

This can tempt us to conclude that  $f$  is continuous everywhere; after all, if  $f$  is continuous on  $[0, 1)$  and  $[1, 2)$ , isn't  $f$  also continuous on  $[0, 2)$ ? Of course, the answer is *no*, and the graph of the floor function immediately confirms this.

Continuous functions are important as they behave in a predictable fashion: functions attain the value they approach. Because continuity is so important, most of the functions you have likely seen in the past are continuous on their domains. This is demonstrated in the following example where we examine the intervals of continuity of a variety of common functions.

In this text, when we use the term “closed interval”, we mean an interval of the form  $[a, b]$ , where  $a$  and  $b$  are real numbers. One may be surprised to learn that intervals of the form  $[a, \infty)$ ,  $(-\infty, b]$  and even  $(-\infty, \infty)$  are all also considered closed in advanced calculus. While the mathematics supported by this definition of closed is fascinating and important, it is beyond the scope of our purposes here.

Some results, such as **The Extreme Value Theorem**, are valid for intervals of the form  $[a, b]$ , but not for intervals such as  $[a, \infty)$ . The latter interval is closed, but not **bounded**.

A set of real numbers is bounded if there is a number that is greater than every element in the set (an upper bound), and a number that is less than every element in the set (a lower bound). When we do calculus in higher dimensions, we can no longer talk about intervals, but we can still talk about sets being closed and bounded. See **Section 14.5** for details.



[youtu.be/watch?v=8z07z3yeChY](https://youtu.be/watch?v=8z07z3yeChY)

Figure 1.5.8 Two continuity examples



**Example 1.5.9** Determining intervals on which a function is continuous.

For each of the following functions, give the domain of the function and the interval(s) on which it is continuous.

1.  $f(x) = 1/x$
2.  $f(x) = \sin(x)$
3.  $f(x) = \sqrt{x}$
4.  $f(x) = \sqrt{1 - x^2}$
5.  $f(x) = |x|$

**Solution.** We examine each in turn.

1. The domain of  $f(x) = 1/x$  is  $(-\infty, 0) \cup (0, \infty)$ . As it is a rational function, we apply [Theorem 1.3.4](#) to recognize that  $f$  is continuous on all of its domain.
2. The domain of  $f(x) = \sin(x)$  is all real numbers, or  $(-\infty, \infty)$ . Applying [Theorem 1.3.7](#) shows that  $\sin(x)$  is continuous everywhere.
3. The domain of  $f(x) = \sqrt{x}$  is  $[0, \infty)$ . Applying [Theorem 1.3.7](#) shows that  $f(x) = \sqrt{x}$  is continuous on its domain of  $[0, \infty)$ .
4. The domain of  $f(x) = \sqrt{1 - x^2}$  is  $[-1, 1]$ . Applying [Theorems 1.3.1](#) and [1.3.7](#) shows that  $f$  is continuous on all of its domain,  $[-1, 1]$ .
5. The domain of  $f(x) = |x|$  is  $(-\infty, \infty)$ . We can define the absolute value function as

$$f(x) = \begin{cases} -x & x < 0 \\ x & x \geq 0 \end{cases}.$$

Each “piece” of this piecewise defined function is continuous on all of its domain, giving that  $f$  is continuous on  $(-\infty, 0)$  and  $[0, \infty)$ . We cannot assume this implies that  $f$  is continuous on  $(-\infty, \infty)$ ; we need to check that  $\lim_{x \rightarrow 0} f(x) = f(0)$ , as  $x = 0$  is the point where  $f$  transitions from one “piece” of its definition to the other. It is easy to verify that this is indeed true, hence we conclude that  $f(x) = |x|$  is continuous everywhere.

Video solution



[youtu.be/watch?v=by3ioPN6KRM](https://youtu.be/watch?v=by3ioPN6KRM)

Continuity is inherently tied to the properties of limits. Because of this, the properties of limits found in [Theorems 1.3.1](#) and [1.3.4](#) apply to continuity as well. Further, now knowing the definition of continuity we can re-read [Theorem 1.3.7](#) as giving a list of functions that are continuous on their domains. The following theorem states how continuous functions can be combined to form other continuous functions, followed by a theorem which formally lists functions that we know are continuous on their domains.

**Theorem 1.5.10** Properties of Continuous Functions.

Let  $f$  and  $g$  be continuous functions on an interval  $I$ , let  $c$  be a real number and let  $n$  be a positive integer. The following functions are continu-

ous on  $I$ .

<b>Sums/Difference</b>	$f \pm g$
<b>Constant Multiple</b>	$c \cdot f$
<b>Product</b>	$f \cdot g$
<b>Quotient</b>	$f/g$ (as long as $g \neq 0$ on $I$ )
<b>Power</b>	$f^n$
<b>Root</b>	$\sqrt[n]{f}$ (If $n$ is even then require $f(x) \geq 0$ on $I$ .)
<b>Compositions</b>	Adjust the definitions of $f$ and $g$ to: Let $f$ be continuous on $I$ , where the range of $f$ on $I$ is $J$ , and let $g$ be continuous on $J$ . Then $g \circ f$ , i.e., $g(f(x))$ , is continuous on $I$ .

### Theorem 1.5.12 Continuous Functions.

Let  $n$  be a positive integer. The following functions are continuous on their domains.

1.  $f(x) = \sin(x)$
2.  $f(x) = \tan(x)$
3.  $f(x) = \sec(x)$
4.  $f(x) = \ln(x)$
5.  $f(x) = a^x$  ( $a > 0$ )
6.  $f(x) = \cos(x)$
7.  $f(x) = \cot(x)$
8.  $f(x) = \csc(x)$
9.  $f(x) = \sqrt[n]{x}$ , where  $n$  is a positive integer.

As the video example in Figure 1.5.13 illustrates, the above theorems allow us to quickly construct new continuous functions from old ones.

We apply these theorems in the following Example.

### Example 1.5.14 Determining intervals on which a function is continuous.

State the interval(s) on which each of the following functions is continuous.

1.  $f(x) = \sqrt{x-1} + \sqrt{5-x}$
2.  $f(x) = x \sin(x)$
3.  $f(x) = \tan(x)$
4.  $f(x) = \sqrt{\ln(x)}$

**Solution.** We examine each in turn, applying Theorems 1.5.10 and 1.5.12 as appropriate.

1. The square root terms are continuous on the intervals  $[1, \infty)$  and  $(-\infty, 5]$ , respectively. As  $f$  is continuous only where each term is continuous,  $f$  is continuous on  $[1, 5]$ , the intersection of these two intervals. A graph of  $f$  is given in Figure 1.5.15.
2. The functions  $y = x$  and  $y = \sin(x)$  are each continuous everywhere, hence their product is, too.

We have defined what it means for a function to be continuous on an interval, but many functions, such as  $f(x) = \tan(x)$ , have domains that are the union of more than one interval.

If the domain of a function is a union of intervals, saying that a function is continuous on its domain means that the function is continuous on each of those intervals. But be careful to note that the converse is not true. As we learned in Example 1.5.5, a function can be continuous on a collection of intervals, but not on their union.



[youtu.be/watch?v=GTiNiZT5ukg](https://youtu.be/watch?v=GTiNiZT5ukg)

Figure 1.5.11 Video presentation of Theorem 1.5.10



[youtu.be/watch?v=ewUiuE9bQlo](https://youtu.be/watch?v=ewUiuE9bQlo)

Figure 1.5.13 Continuity of compositions

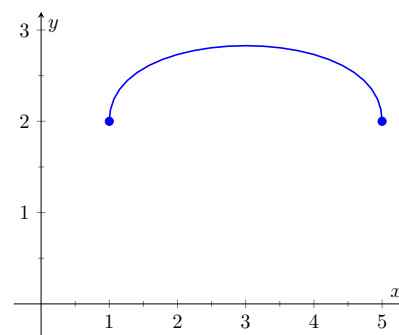


Figure 1.5.15 A graph of  $f(x) = \sqrt{x-1} + \sqrt{5-x}$

3. **Theorem 1.5.12** states that  $f(x) = \tan(x)$  is continuous on its domain. Its domain includes all real numbers except odd multiples of  $\pi/2$ . Thus the intervals on which  $f(x) = \tan(x)$  is continuous are

$$\cdots \left(-\frac{3\pi}{2}, -\frac{\pi}{2}\right), \left(-\frac{\pi}{2}, \frac{\pi}{2}\right), \left(\frac{\pi}{2}, \frac{3\pi}{2}\right), \dots$$

4. Here,  $f(x)$  is the composition  $g(h(x))$ , where  $g(x) = \sqrt{x}$  and  $h(x) = \ln(x)$ . The domain of  $g$  is  $[0, \infty)$ , while the range of  $h$  is  $(-\infty, \infty)$ . If we restrict the domain to  $[1, \infty)$ , then the output from  $h(x) = \ln(x)$  is restricted to  $[0, \infty)$ , on which  $g(x) = \sqrt{x}$  is defined. Thus the domain of  $f(x) = \sqrt{\ln(x)}$  is  $[1, \infty)$ .

Video solution



[youtu.be/watch?v=6Lm-0eBi-5E](https://youtu.be/watch?v=6Lm-0eBi-5E)

**Classification of discontinuities.** We now know what it means for a function to be continuous, so of course we can easily say what it means for a function to be *discontinuous*; namely, not continuous. However, to better understand continuity, it is worth our time to discuss the different ways in which a function can fail to be continuous. By definition, a function  $f$  is continuous at a point  $a$  in its domain if  $\lim_{x \rightarrow a} f(x) = f(a)$ . If this equality fails to hold, then  $f$  is not continuous. We note, however, that there are a number of different things that can go wrong with this equality.

1.  $\lim_{x \rightarrow a} f(x) = L$  exists, but  $L \neq f(a)$ , or  $f(a)$  is undefined. Such a discontinuity is called a **removable discontinuity**.

A removable discontinuity can be pictured as a “hole” in the graph of  $f$ . The term “removable” refers to the fact that by simply redefining  $f(a)$  to equal  $L$  (that is, changing the value of  $f$  at a single point), we can create a new function that is continuous at  $x = a$ , and agrees with  $f$  at all  $x \neq a$ .

2.  $\lim_{x \rightarrow a^+} f(x) = L$  and  $\lim_{x \rightarrow a^-} f(x) = M$  exist, but  $L \neq M$ . In this case the left and right hand limits both exist, but since they are not equal, the limit of  $f$  as  $x \rightarrow a$  does not exist. Such a discontinuity is called a **jump discontinuity**.

The phrase “jump discontinuity” is meant to represent the fact that visually, the graph of  $f$  “jumps” from one value to another as we cross the value  $x = a$ .

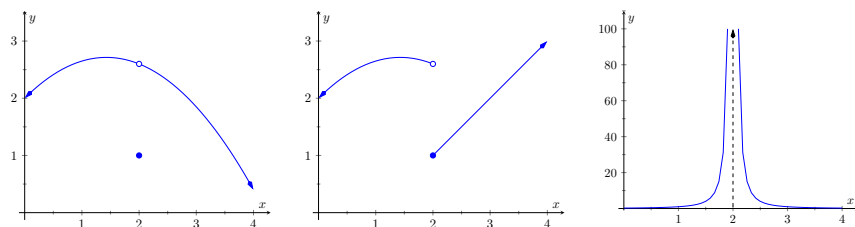
3. The function  $f$  is *unbounded* near  $x = a$ . This means that the value of  $f$  becomes arbitrarily large (or large and negative) as  $x$  approaches  $a$ . Such a discontinuity is called an **infinite discontinuity**.

Infinite discontinuities are most easily understood in terms of *infinite limits*, which are discussed in [Section 1.6](#).



[youtu.be/watch?v=TevrD3qci0Q](https://youtu.be/watch?v=TevrD3qci0Q)

**Figure 1.5.16** Discussing classification of discontinuities



(a) The graph of a function with a removable discontinuity at  $x = 2$     (b) The graph of a function with a jump discontinuity at  $x = 2$     (c) The graph of a function with an infinite discontinuity at  $x = 2$

**Figure 1.5.17** Illustrating three common types of discontinuity

**Consequences of continuity.** A common way of thinking of a continuous function is that “its graph can be sketched without lifting your pencil.” That is, its graph forms a “continuous” curve, without holes, breaks or jumps. This pseudo-definition glosses over some of the finer points of continuity. There are some very strange continuous functions that one would be hard pressed to actually sketch by hand.

However, this intuitive notion of continuity does help us understand another important concept as follows. Suppose  $f$  is defined on  $[1, 2]$ , and  $f(1) = -10$  and  $f(2) = 5$ . If  $f$  is continuous on  $[1, 2]$  (i.e., its graph can be sketched as a continuous curve from  $(1, -10)$  to  $(2, 5)$ ) then we know intuitively that somewhere on the interval  $[1, 2]$   $f$  must be equal to  $-9$ , and  $-8$ , and  $-7$ ,  $-6, \dots, 0, 1/2$ , etc. In short,  $f$  takes on all *intermediate* values between  $-10$  and  $5$ . It may take on more values;  $f$  may actually equal  $6$  at some time, for instance, but we are guaranteed all values between  $-10$  and  $5$ .

While this notion seems intuitive, it is not trivial to prove and its importance is profound. Therefore the concept is stated in the form of a theorem.

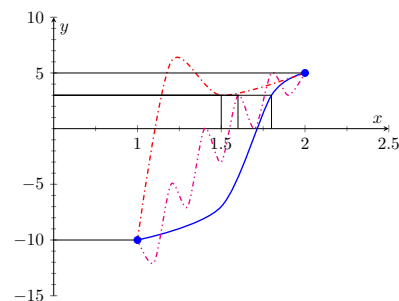
**Theorem 1.5.19 Intermediate Value Theorem.**

Let  $f$  be a continuous function on  $[a, b]$  and, without loss of generality, let  $f(a) < f(b)$ . Then for every value  $y$ , where  $f(a) < y < f(b)$ , there is at least one value  $c$  in  $(a, b)$  such that  $f(c) = y$ .

One important application of the [Intermediate Value Theorem](#) is root finding. Given a function  $f$ , we are often interested in finding values of  $x$  where  $f(x) = 0$ . These roots may be very difficult to find exactly. Good approximations can be found through successive applications of this theorem. Suppose through direct computation we find that  $f(a) < 0$  and  $f(b) > 0$ , where  $a < b$ . The [Intermediate Value Theorem](#) states that there is at least one  $c$  in  $(a, b)$  such that  $f(c) = 0$ . The theorem does not give us any clue as to where to find such a value in the interval  $(a, b)$ , just that at least one such value exists.

There is a technique that produces a good approximation of  $c$ . Let  $d$  be the midpoint of the interval  $[a, b]$ , with  $f(a) < 0$  and  $f(b) > 0$  and consider  $f(d)$ . There are three possibilities:

1.  $f(d) = 0$ : We got lucky and stumbled on the actual value. We stop as we found a root.
2.  $f(d) < 0$ : Then we know there is a root of  $f$  on the interval  $[d, b]$  — we have halved the size of our interval, hence are closer to a good approximation of the root.



**Figure 1.5.18** Illustration of the Intermediate Value Theorem: the output 3 is in between  $-10$  and  $5$ , and therefore any continuous function on  $[1, 2]$  with  $f(1) = -10$  and  $f(2) = 5$  will achieve the output 3 somewhere in  $[1, 2]$



[youtu.be/watch?v=Fx7Qu9tZIN4](https://youtu.be/watch?v=Fx7Qu9tZIN4)

**Figure 1.5.20** Video presentation of [Theorem 1.5.19](#)

3.  $f(d) > 0$ : Then we know there is a root of  $f$  on the interval  $[a, d]$  — again, we have halved the size of our interval, hence are closer to a good approximation of the root.

Successively applying this technique is called the **Bisection Method** of root finding. We continue until the interval is sufficiently small. We demonstrate this in the following example.

**Example 1.5.21 Using the Bisection Method.**

Approximate the root of  $f(x) = x - \cos(x)$ , accurate to three places after the decimal.

**Solution.** Consider the graph of  $f(x) = x - \cos(x)$ , shown in Figure 1.5.22. It is clear that the graph crosses the  $x$ -axis somewhere near  $x = 0.8$ . To start the Bisection Method, pick an interval that contains 0.8. We choose  $[0.7, 0.9]$ . Note that all we care about are signs of  $f(x)$ , not their actual value, so this is all we display.

**Iteration 1:**  $f(0.7) < 0$ ,  $f(0.9) > 0$ , and  $f(0.8) > 0$ . So replace 0.9 with 0.8 and repeat.

**Iteration 2:**  $f(0.7) < 0$ ,  $f(0.8) > 0$ , and at the midpoint, 0.75, we have  $f(0.75) > 0$ . So replace 0.8 with 0.75 and repeat. Note that we don't need to continue to check the endpoints, just the midpoint. Thus we put the rest of the iterations in Table 1.5.23.

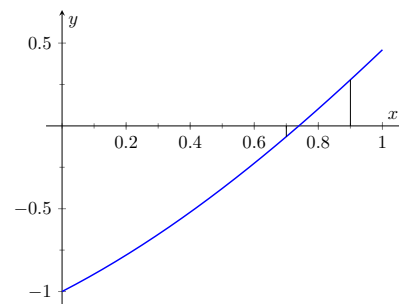
**Table 1.5.23 Iterations of the Bisection Method of Root Finding**

Iteration #	Interval	Midpoint Sign
1	$[0.7, 0.9]$	$f(0.8) > 0$
2	$[0.7, 0.8]$	$f(0.75) > 0$
3	$[0.7, 0.75]$	$f(0.725) < 0$
4	$[0.725, 0.75]$	$f(0.7375) < 0$
5	$[0.7375, 0.75]$	$f(0.7438) > 0$
6	$[0.7375, 0.7438]$	$f(0.7407) > 0$
7	$[0.7375, 0.7407]$	$f(0.7391) > 0$
8	$[0.7375, 0.7391]$	$f(0.7383) < 0$
9	$[0.7383, 0.7391]$	$f(0.7387) < 0$
10	$[0.7387, 0.7391]$	$f(0.7389) < 0$
11	$[0.7389, 0.7391]$	$f(0.7390) < 0$
12	$[0.7390, 0.7391]$	

Notice that in the 12th iteration we have the endpoints of the interval each starting with 0.739. Thus we have narrowed the zero down to an accuracy of the first three places after the decimal. Using a computer, we have

$$f(0.7390) = -0.00014, f(0.7391) = 0.000024.$$

Either endpoint of the interval gives a good approximation of where  $f$  is 0. The Theorem 1.5.19 states that the actual zero is still within this



**Figure 1.5.22** Graphing a root of  $f(x) = x - \cos(x)$

interval. While we do not know its exact value, we know it starts with 0.739.

This type of exercise is rarely done by hand. Rather, it is simple to program a computer to run such an algorithm and stop when the endpoints differ by a preset small amount. One of the authors did write such a program and found the zero of  $f$  to be 0.7390851332, accurate to 10 places after the decimal. While it took a few minutes to write the program, it took less than a thousandth of a second for the program to run the necessary 35 iterations. In less than 8 hundredths of a second, the zero was calculated to 100 decimal places (with less than 200 iterations).

It is a simple matter to extend the Bisection Method to solve problems similar to “Find  $x$ , where  $f(x) = 0$ .” For instance, we can find  $x$ , where  $f(x) = 1$ . It actually works very well to define a new function  $g$  where  $g(x) = f(x) - 1$ . Then use the Bisection Method to solve  $g(x) = 0$ .

Similarly, given two functions  $f$  and  $g$ , we can use the Bisection Method to solve  $f(x) = g(x)$ . Once again, create a new function  $h$  where  $h(x) = f(x) - g(x)$  and solve  $h(x) = 0$ .

In [Section 4.1](#) another equation solving method will be introduced, called Newton’s Method. In many cases, Newton’s Method is much faster. It relies on more advanced mathematics, though, so we will wait before introducing it.

This section formally defined what it means to be a continuous function. “Most” functions that we deal with are continuous, so often it feels odd to have to formally define this concept. Regardless, it is important, and forms the basis of the next chapter.

Video solution



[youtu.be/watch?v=BH6kUplgcfg](https://youtu.be/watch?v=BH6kUplgcfg)

## 1.5.1 Exercises

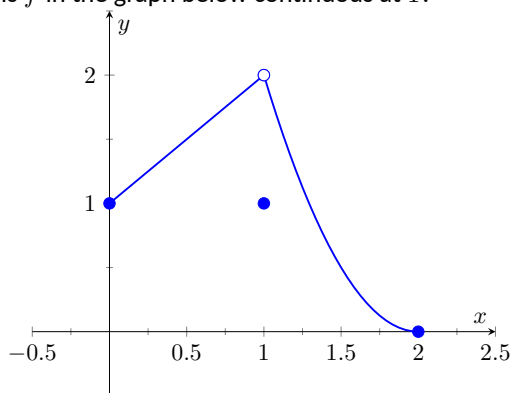
## Terms and Concepts

1. In your own words, describe what it means for a function to be continuous.
2. In your own words, describe what the Intermediate Value Theorem states.
3. What is a “root” of a function?
4. Given functions  $f$  and  $g$  on an interval  $I$ , how can the Bisection Method be used to find a value  $c$  where  $f(c) = g(c)$ ?
5. ☐ True ☐ False If  $f$  is defined on an open interval containing  $c$ , and  $\lim_{x \rightarrow c} f(x)$  exists, then  $f$  is continuous at  $c$ .
6. ☐ True ☐ False If  $f$  is defined on an open interval containing  $c$ , and  $f$  is continuous at  $c$ , then  $\lim_{x \rightarrow c} f(x)$  exists.
7. ☐ True ☐ False If  $f$  is defined on an open interval containing  $c$ , and  $f$  is continuous at  $c$ , then  $\lim_{x \rightarrow c^+} f(x) = f(c)$ .
8. ☐ True ☐ False If  $f$  is continuous on  $[a, b]$ , then  $\lim_{x \rightarrow a^-} f(x) = f(a)$ .
9. ☐ True ☐ False If  $f$  is continuous on  $[0, 1)$  and  $[1, 2)$ , then  $f$  is continuous on  $[0, 2)$ .
10. ☐ True ☐ False The sum of continuous functions is also continuous.

## Problems

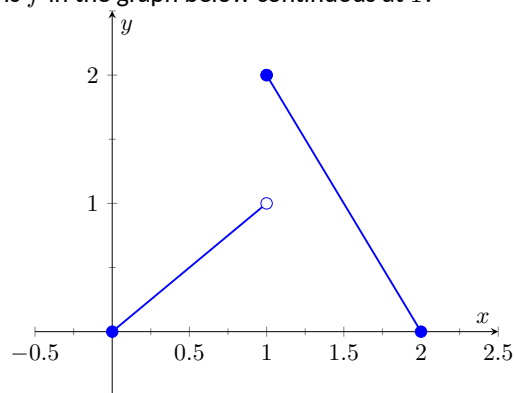
**Exercise Group.** Use the graph to determine if the function is continuous at the given point.

11. Is  $f$  in the graph below continuous at 1?



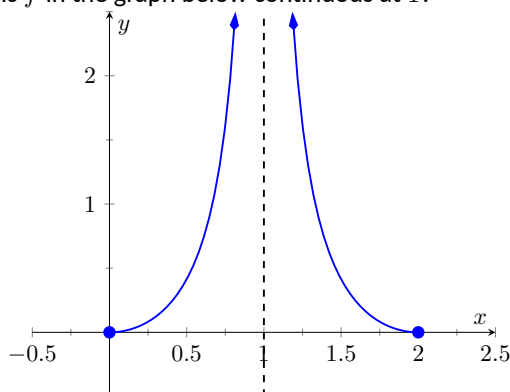
☐ Yes. ☐ No.

12. Is  $f$  in the graph below continuous at 1?



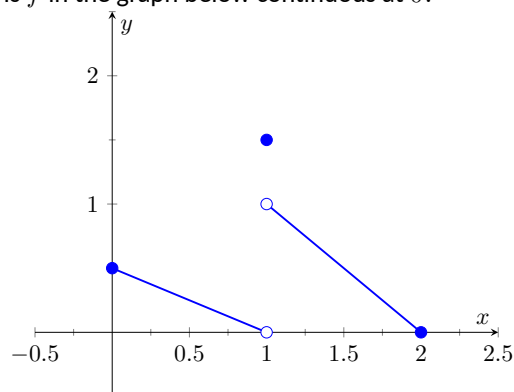
☐ Yes. ☐ No.

13. Is  $f$  in the graph below continuous at 1?



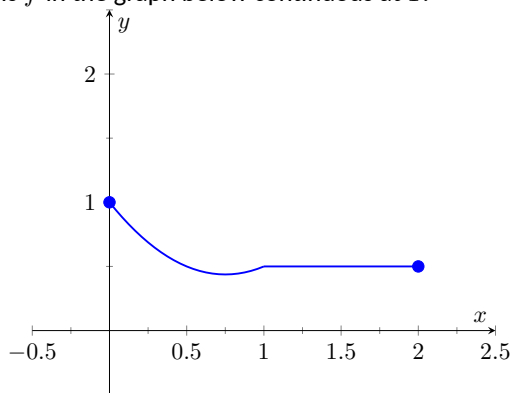
☐ Yes. ☐ No.

14. Is  $f$  in the graph below continuous at 0?



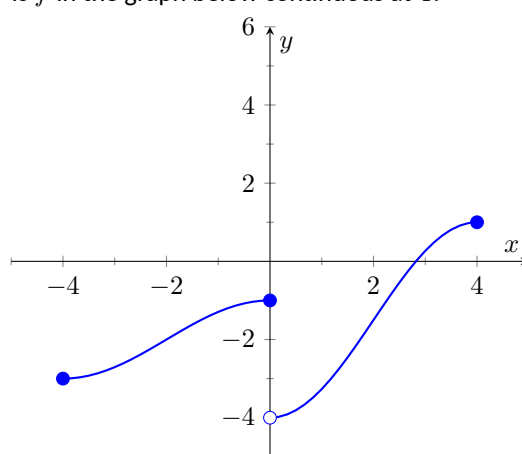
☐ Yes. ☐ No.

15. Is
- $f$
- in the graph below continuous at 1?



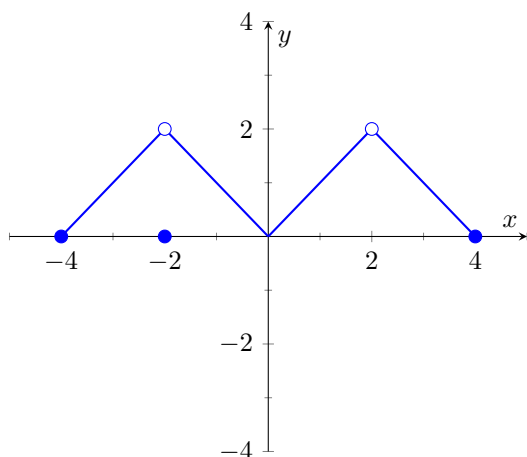
(☐ Yes. ☐ No.)

16. Is
- $f$
- in the graph below continuous at 4?



(☐ Yes. ☐ No.)

17. Is
- $f$
- in the graph below continuous at
- $-2$
- ,
- $0$
- , and
- $2$
- ?

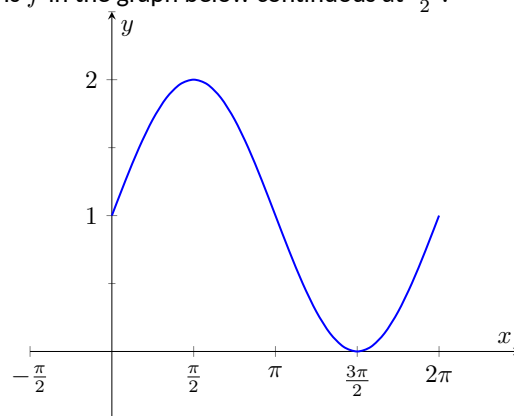


At  $-2$ : (☐ Yes. ☐ No.)

At  $0$ : (☐ Yes. ☐ No.)

At  $2$ : (☐ Yes. ☐ No.)

18. Is
- $f$
- in the graph below continuous at
- $\frac{3\pi}{2}$
- ?



(☐ Yes. ☐ No.)

**Exercise Group.** Determine if  $f$  is continuous at the indicated values.

19. 
$$f(x) = \begin{cases} 1 & x = 0 \\ \frac{\sin(x)}{x} & x \neq 0 \end{cases}$$

- (a) Is
- $f$
- is continuous at
- $0$
- ?

(☐ Yes. ☐ No.)

- (b) Is
- $f$
- is continuous at
- $\pi$
- ?

(☐ Yes. ☐ No.)

20. 
$$f(x) = \begin{cases} x^3 - x^2 & \text{if } x < 1 \\ x - 2 & \text{if } x \geq 1 \end{cases}$$

- (a) Is
- $f$
- is continuous at
- $0$
- ?

(☐ Yes. ☐ No.)

- (b) Is
- $f$
- is continuous at
- $1$
- ?

(☐ Yes. ☐ No.)



$$21. f(x) = \begin{cases} \frac{x^2 + 5x + 4}{x^2 + 3x + 2} & \text{if } x \neq -1 \\ 3 & \text{if } x = -1 \end{cases}$$

(a) Is  $f$  continuous at  $-1$ ?

(☐ Yes. ☐ No.)

(b) Is  $f$  continuous at  $10$ ?

(☐ Yes. ☐ No.)

$$22. f(x) = \begin{cases} \frac{x^2 - 64}{x^2 - 11x + 24} & \text{if } x \neq 8 \\ 5 & \text{if } x = 8 \end{cases}$$

(a) Is  $f$  continuous at  $0$ ?

(☐ Yes. ☐ No.)

(b) Is  $f$  continuous at  $8$ ?

(☐ Yes. ☐ No.)

**Exercise Group.** Give the intervals on which the function is continuous.

$$23. f(x) = x^2 - 6x + 2$$

$$24. f(x) = \sqrt{x^2 - 4}$$

$$25. f(x) = \sqrt{4 - x^2}$$

$$26. f(x) = \sqrt{3 - x} + \sqrt{x + 3}$$

$$27. f(t) = \sqrt{4t^2 - 12}$$

$$28. g(t) = \frac{1}{\sqrt{49 - t^2}}$$

$$29. g(t) = \frac{1}{8 + 5t^2}$$

$$30. f(x) = \pi^x$$

$$31. g(s) = \log_2(s)$$

$$32. h(t) = \cos(t)$$

$$33. f(k) = \sqrt{3 - e^k}$$

$$34. f(x) = \sin(e^x + x^4)$$

**Exercise Group.** Test your understanding of the Intermediate Value Theorem.

35. Let  $f$  be continuous on  $[1, 5]$  where  $f(1) = -2$  and  $f(5) = -10$ . Does a value  $1 < c < 5$  exist such that  $f(c) = -9$ ? Why/why not?

36. Let  $g$  be continuous on  $[-3, 7]$  where  $g(0) = 0$  and  $g(2) = 25$ . Does a value  $-3 < c < 7$  exist such that  $g(c) = 15$ ? Why/why not?

37. Let  $f$  be continuous on  $[-1, 1]$  where  $f(-1) = -10$  and  $f(1) = 10$ . Does a value  $-1 < c < 1$  exist such that  $f(c) = 11$ ? Why/why not?

38. Let  $h$  be a function on  $[-1, 1]$  where  $h(-1) = -10$  and  $h(1) = 10$ . Does a value  $-1 < c < 1$  exist such that  $h(c) = 0$ ? Why/why not?

**Exercise Group.** Use the Bisection Method to approximate, accurate to two decimal places, the value of the root of the given function in the given interval.

$$39. f(x) = x^2 + 2x - 4 \text{ on the interval } [1, 1.5]$$

$$40. f(x) = \sin(x) - \frac{1}{2} \text{ on the interval } [0.5, 0.55]$$

$$41. f(x) = e^x - 2 \text{ on the interval } [0.65, 0.7]$$

$$42. f(x) = \cos(x) - \sin(x) \text{ on the interval } [0.7, 0.8]$$

## 1.6 Limits Involving Infinity

In [Definition 1.2.2](#) we stated that in the equation  $\lim_{x \rightarrow c} f(x) = L$ , both  $c$  and  $L$  were numbers. In this section we relax that definition a bit by considering situations when it makes sense to let  $c$  and/or  $L$  be “infinity.”

As a motivating example, consider  $f(x) = 1/x^2$ , as shown in [Figure 1.6.1](#). Note how, as  $x$  approaches 0,  $f(x)$  grows very, very large—in fact, it grows without bound. It seems appropriate, and descriptive, to state that

$$\lim_{x \rightarrow 0} \frac{1}{x^2} = \infty.$$

Also note that as  $x$  gets very large,  $f(x)$  gets very, very small. We could represent this concept with notation such as

$$\lim_{x \rightarrow \infty} \frac{1}{x^2} = 0.$$

We explore both types of use of  $\infty$  in turn.

### Definition 1.6.2 Limit of Infinity, $\infty$ .

Let  $I$  be an open interval containing  $c$ , and let  $f$  be a function defined on  $I$ , except possibly at  $c$ .

- The limit of  $f(x)$ , as  $x$  approaches  $c$ , is **infinity**, denoted by

$$\lim_{x \rightarrow c} f(x) = \infty,$$

if given any  $N > 0$ , there exists  $\delta > 0$  such that for all  $x$  in  $I$ , where  $x \neq c$ , if  $|x - c| < \delta$ , then  $f(x) > N$ .

- The limit of  $f(x)$ , as  $x$  approaches  $c$ , is **negative infinity**, denoted by

$$\lim_{x \rightarrow c} f(x) = -\infty,$$

if given any  $N < 0$ , there exists  $\delta > 0$  such that for all  $x$  in  $I$ , where  $x \neq c$ , if  $|x - c| < \delta$ , then  $f(x) < N$ .

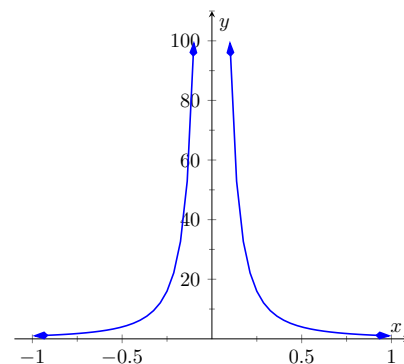
The first definition is similar to the  $\varepsilon$ - $\delta$  definition in [Definition 1.2.2](#) from [Section 1.2](#). In that definition, given any (small) value  $\varepsilon$ , if we let  $x$  get close enough to  $c$  (within  $\delta$  units of  $c$ ) then  $f(x)$  is guaranteed to be within  $\varepsilon$  of  $L$ . Here, given any (large) value  $N$ , if we let  $x$  get close enough to  $c$  (within  $\delta$  units of  $c$ ), then  $f(x)$  will be at least as large as  $N$ . In other words, if we get close enough to  $c$ , then we can make  $f(x)$  as large as we want.

It is important to note that by saying  $\lim_{x \rightarrow c} f(x) = \infty$  we are implicitly stating that the limit of  $f(x)$ , as  $x$  approaches  $c$ , *does not exist*. A limit only exists when  $f(x)$  approaches an actual numeric value. We use the concept of limits that approach infinity because it is helpful and descriptive. It is one *specific* way in which a limit can fail to exist.

We define one-sided limits that approach infinity in a similar way.

### Definition 1.6.4 One-Sided Limits of Infinity.

- Let  $f$  be a function defined on  $(a, c)$  for some  $a < c$ . We say the limit of  $f(x)$ , as  $x$  approaches  $c$  from the left, is infinity, or, the



**Figure 1.6.1** Graphing  $f(x) = 1/x^2$  for values of  $x$  near 0



[youtu.be/watch?v=UVhqWmKqHtw](https://youtu.be/watch?v=UVhqWmKqHtw)

**Figure 1.6.3** Video presentation of [Definition 1.6.2](#)

left-hand limit of  $f$  at  $c$  is infinity, denoted by

$$\lim_{x \rightarrow c^-} f(x) = \infty,$$

if given any  $N > 0$ , there exists  $\delta > 0$  such that for all  $a < x < c$ , if  $|x - c| < \delta$ , then  $f(x) > N$ .

- Let  $f$  be a function defined on  $(c, b)$  for some  $b > c$ . We say the limit of  $f(x)$ , as  $x$  approaches  $c$  from the right, is infinity, or, the right-hand limit of  $f$  at  $c$  is infinity, denoted by

$$\lim_{x \rightarrow c^+} f(x) = \infty,$$

if given any  $N > 0$ , there exists  $\delta > 0$  such that for all  $c < x < b$ , if  $|x - c| < \delta$ , then  $f(x) > N$ .

- The term *left- (or, right-) hand limit of  $f$  at  $c$  is negative infinity* is defined in a manner similar to Definition 1.6.2.

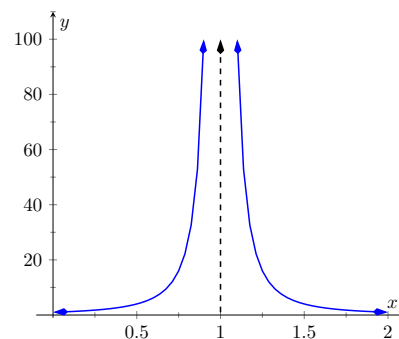


Figure 1.6.6 Observing infinite limit as  $x \rightarrow 1$  in Example 1.6.5

### Example 1.6.5 Evaluating limits involving infinity.

Find  $\lim_{x \rightarrow 1} \frac{1}{(x-1)^2}$  as shown in Figure 1.6.6.

**Solution.** In Example 1.1.18 of Section 1.1, by inspecting values of  $x$  close to 1 we concluded that this limit does not exist. That is, it cannot equal any real number. But the limit could be infinite. And in fact, we see that the function does appear to be growing larger and larger, as  $f(0.99) = 10^4$ ,  $f(0.999) = 10^6$ ,  $f(0.9999) = 10^8$ . A similar thing happens on the other side of 1. From the graph and the numeric information, we could state  $\lim_{x \rightarrow 1} 1/(x-1)^2 = \infty$ . We can prove this by using Definition 1.6.2

In general, let a “large” value  $N$  be given. Let  $\delta = 1/\sqrt{N}$ . If  $x$  is within  $\delta$  of 1, i.e., if  $|x - 1| < 1/\sqrt{N}$ , then:

$$\begin{aligned} |x - 1| &< \frac{1}{\sqrt{N}} \\ (x - 1)^2 &< \frac{1}{N} \\ \frac{1}{(x - 1)^2} &> N, \end{aligned}$$

which is what we wanted to show. So we may say  $\lim_{x \rightarrow 1} 1/(x-1)^2 = \infty$ .

### Example 1.6.7 Evaluating limits involving infinity.

Find  $\lim_{x \rightarrow 0} \frac{1}{x}$ , as shown in Figure 1.6.8.

**Solution.** It is easy to see that the function grows without bound near 0, but it does so in different ways on different sides of 0. Since its behavior is not consistent, we cannot say that  $\lim_{x \rightarrow 0} \frac{1}{x} = \infty$ . Instead, we will say  $\lim_{x \rightarrow 0} \frac{1}{x}$  does not exist. However, we can make a statement about one-sided limits. We can state that  $\lim_{x \rightarrow 0^+} \frac{1}{x} = \infty$  and  $\lim_{x \rightarrow 0^-} \frac{1}{x} = -\infty$ .

Video solution



[youtu.be/watch?v=S3dUAUQjKFQ](https://youtu.be/watch?v=S3dUAUQjKFQ)

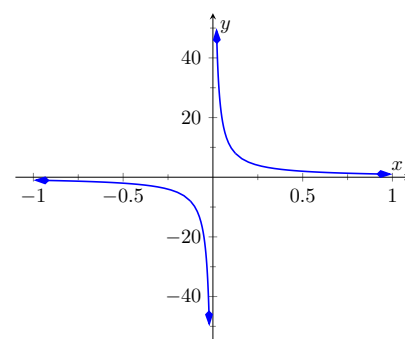


Figure 1.6.8 Evaluating  $\lim_{x \rightarrow 0} \frac{1}{x}$

Video solution



[youtu.be/watch?v=JP1k74FZE1I](https://youtu.be/watch?v=JP1k74FZE1I)

### 1.6.1 Vertical asymptotes

The graphs in the two previous examples demonstrate that if a function  $f$  has a limit (or, left- or right-hand limit) of infinity at  $x = c$ , then the graph of  $f$  looks similar to a vertical line near  $x = c$ . This observation leads to a definition.

**Definition 1.6.9 Vertical Asymptote.**

Let  $I$  be an interval that either contains  $c$  or has  $c$  as an endpoint, and let  $f$  be a function defined on  $I$ , except possibly at  $c$ .

If the limit of  $f(x)$  as  $x$  approaches  $c$  from either the left or right (or both) is  $\infty$  or  $-\infty$ , then the line  $x = c$  is a **vertical asymptote** of  $f$ .

**Example 1.6.11 Finding vertical asymptotes.**

Find the vertical asymptotes of  $f(x) = \frac{3x}{x^2 - 4}$ .

**Solution.** Vertical asymptotes occur where the function grows without bound; this can occur at values of  $c$  where the denominator is 0. When  $x$  is near  $c$ , the denominator is small, which in turn can make the function take on large values. In the case of the given function, the denominator is 0 at  $x = \pm 2$ . Substituting in values of  $x$  close to 2 and  $-2$  seems to indicate that the function tends toward  $\infty$  or  $-\infty$  at those points. We can graphically confirm this by looking at Figure 1.6.12. Thus the vertical asymptotes are at  $x = \pm 2$ .

When a rational function has a vertical asymptote at  $x = c$ , we can conclude that the denominator is 0 at  $x = c$ . However, just because the denominator is 0 at a certain point does not mean there is a vertical asymptote there. For instance,  $f(x) = (x^2 - 1)/(x - 1)$  does not have a vertical asymptote at  $x = 1$ , as shown in Figure 1.6.13. While the denominator does get small near  $x = 1$ , the numerator gets small too, matching the denominator step for step. In fact, factoring the numerator, we get

$$f(x) = \frac{(x-1)(x+1)}{x-1}.$$

Canceling the common term, we get that  $f(x) = x + 1$  for  $x \neq 1$ . So there is clearly no asymptote; rather, a hole exists in the graph at  $x = 1$ .

The above example may seem a little contrived. Another example demonstrating this important concept is  $f(x) = (\sin(x))/x$ . We have considered this function several times in the previous sections. We found that  $\lim_{x \rightarrow 0} \frac{\sin(x)}{x} = 1$ ; i.e., there is no vertical asymptote. No simple algebraic cancellation makes this fact obvious; we used the [Squeeze Theorem](#) in Section 1.3 to prove this.

If the denominator is 0 at a certain point but the numerator is not, then there will usually be a vertical asymptote at that point. On the other hand, if the numerator and denominator are both zero at that point, then there may or may not be a vertical asymptote at that point. This case where the numerator and denominator are both zero returns us to an important topic.

### 1.6.2 Indeterminate Forms

We have seen how the limits  $\lim_{x \rightarrow 0} \frac{\sin(x)}{x}$  and  $\lim_{x \rightarrow 1} \frac{x^2 - 1}{x - 1}$  each return the indeterminate form  $0/0$  when we blindly plug in  $x = 0$  and  $x = 1$ , respectively. However,  $0/0$  is not a valid arithmetical expression. It gives no indication that the respective limits are 1 and 2.



[youtu.be/watch?v=qIrLL7jbEZW](https://youtu.be/watch?v=qIrLL7jbEZW)

Figure 1.6.10 Video presentation of Definition 1.6.9

**Video solution**



[youtu.be/watch?v=h-1BCF\\_IsHI](https://youtu.be/watch?v=h-1BCF_IsHI)

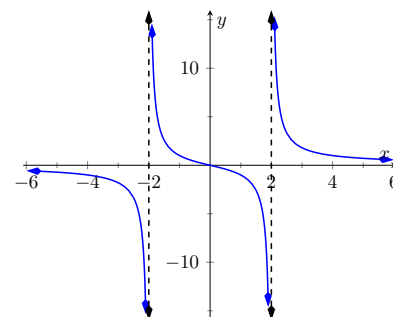


Figure 1.6.12 Graphing  $f(x) = \frac{3x}{x^2 - 4}$

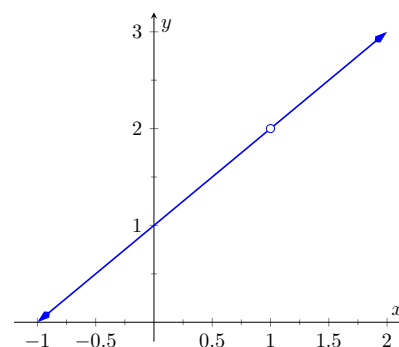


Figure 1.6.13 Graphically showing that  $f(x) = \frac{x^2 - 1}{x - 1}$  does not have an asymptote at  $x = 1$

With a little cleverness, one can come up with  $0/0$  expressions which have a limit of  $\infty$ ,  $0$ , or any other real number. That is why this expression is called **indeterminate**.

A key concept to understand is that such limits do not really return  $0/0$ . Rather, keep in mind that we are taking *limits*. What is really happening is that the numerator is shrinking to  $0$  while the denominator is also shrinking to  $0$ . The respective rates at which they do this are very important and determine the actual value of the limit.

An indeterminate form indicates that one needs to do more work in order to compute the limit. That work may be algebraic (such as factoring and canceling), it may involve using trigonometric identities or logarithm rules, or it may require a tool such as the [Squeeze Theorem](#). In [Section 4.6](#) we will learn yet another technique called L'Hospital's Rule that provides another way to handle indeterminate forms.

Some other common indeterminate forms are  $\infty - \infty$ ,  $\infty \cdot 0$ ,  $\infty/\infty$ ,  $0^0$ ,  $\infty^0$  and  $1^\infty$ . Again, keep in mind that these are the “blind” results of directly substituting  $c$  into the expression, and each, in and of itself, has no meaning. The expression  $\infty - \infty$  does not really mean “subtract infinity from infinity.” Rather, it means “One quantity is subtracted from the other, but both are growing without bound.” What is the result? It is possible to get every value between  $-\infty$  and  $\infty$ .

Note that  $1/0$  and  $\infty/0$  are not indeterminate forms, though they are not exactly valid mathematical expressions, either. In each, the function is growing without bound, indicating that the limit will be  $\infty$ ,  $-\infty$ , or simply not exist if the left- and right-hand limits do not match.

### 1.6.3 Limits at Infinity and Horizontal Asymptotes

At the beginning of this section we briefly considered what happens to  $f(x) = 1/x^2$  as  $x$  grew very large. Graphically, it concerns the behavior of the function to the “far right” of the graph. We make this notion more explicit in the following definition.

#### Definition 1.6.15 Limits at Infinity and Horizontal Asymptotes.

Let  $L$  be a real number.

1. Let  $f$  be a function defined on  $(a, \infty)$  for some number  $a$ . The limit of  $f$  **at infinity** is  $L$ , denoted  $\lim_{x \rightarrow \infty} f(x) = L$ , if for every  $\epsilon > 0$  there exists  $M > a$  such that if  $x > M$ , then  $|f(x) - L| < \epsilon$ .
2. Let  $f$  be a function defined on  $(-\infty, b)$  for some number  $b$ . The limit of  $f$  **at negative infinity** is  $L$ , denoted  $\lim_{x \rightarrow -\infty} f(x) = L$ , if for every  $\epsilon > 0$  there exists  $M < b$  such that if  $x < M$ , then  $|f(x) - L| < \epsilon$ .
3. If  $\lim_{x \rightarrow \infty} f(x) = L$  or  $\lim_{x \rightarrow -\infty} f(x) = L$ , we say the line  $y = L$  is a *horizontal asymptote* of  $f$ .

We can also define limits such as  $\lim_{x \rightarrow \infty} f(x) = \infty$  by combining this definition with [Definition 1.6.2](#).



[youtu.be/watch?v=7PwKJHgc7U](https://youtu.be/watch?v=7PwKJHgc7U)

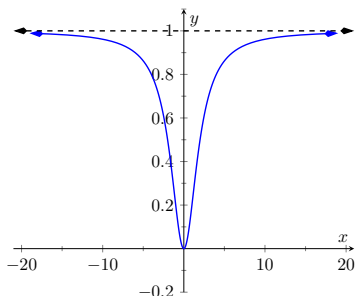
**Figure 1.6.14** Video presentation of [Definition 1.6.15](#)

**Example 1.6.16 Approximating horizontal asymptotes.**

Approximate the horizontal asymptote(s) of  $f(x) = \frac{x^2}{x^2+4}$ .

**Solution.** We will approximate the horizontal asymptotes by approximating the limits  $\lim_{x \rightarrow -\infty} \frac{x^2}{x^2+4}$  and  $\lim_{x \rightarrow \infty} \frac{x^2}{x^2+4}$ . (A rational function can have at most one horizontal asymptote. So we could get away with only taking  $x \rightarrow \infty$ ).

Figure 1.6.17(a) shows a sketch of  $f$ , and the table in Figure 1.6.17(b) gives values of  $f(x)$  for large magnitude values of  $x$ . It seems reasonable to conclude from both of these sources that  $f$  has a horizontal asymptote at  $y = 1$ .



$x$	$f(x)$
10	0.9615
100	0.9996
10000	0.999996
-10	0.9615
-100	0.9996
-10000	0.999996

(a)

(b)

**Figure 1.6.17** Using a graph and a table to approximate a horizontal asymptote in Example 1.6.16

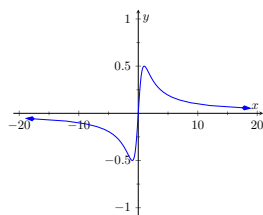
Later, we will show how to determine this analytically.

The video in Figure 1.6.18 shows how to prove the result from Example 1.6.16 using the limit definition.

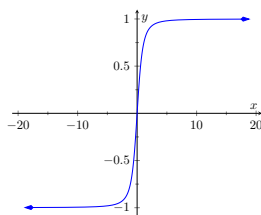
Horizontal asymptotes can take on a variety of forms. Figure 1.6.19(a) shows that  $f(x) = x/(x^2+1)$  has a horizontal asymptote of  $y = 0$ , where 0 is approached from both above and below.

Figure 1.6.19(b) shows that  $f(x) = x/\sqrt{x^2+1}$  has two horizontal asymptotes; one at  $y = 1$  and the other at  $y = -1$ .

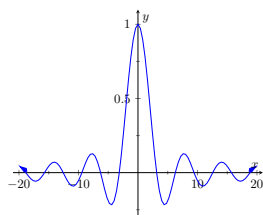
Figure 1.6.19(c) shows that  $f(x) = \sin(x)/x$  has even more interesting behavior than at just  $x = 0$ ; as  $x$  approaches  $\pm\infty$ ,  $f(x)$  approaches 0, but oscillates as it does this.



(a)



(b)



(c)

**Figure 1.6.19** Considering different types of horizontal asymptotes

We can analytically evaluate limits at infinity for rational functions once we understand  $\lim_{x \rightarrow \infty} \frac{1}{x}$ . As  $x$  gets larger and larger,  $1/x$  gets smaller and smaller, approaching 0. We can, in fact, make  $1/x$  as small as we want by choosing a large enough value of  $x$ . Given  $\varepsilon$ , we can make  $1/x < \varepsilon$  by choosing  $x > 1/\varepsilon$ . Thus we have  $\lim_{x \rightarrow \infty} 1/x = 0$ .



[youtu.be/watch?v=kYmfefq-qKil](https://youtu.be/watch?v=kYmfefq-qKil)

**Figure 1.6.18** Using an  $\varepsilon$ - $\delta$  proof with Definition 1.6.15 in Example 1.6.16

It is now not much of a jump to conclude the following:

$$\lim_{x \rightarrow \infty} \frac{1}{x^n} = 0 \qquad \lim_{x \rightarrow -\infty} \frac{1}{x^n} = 0.$$

Now suppose we need to compute the following limit:

$$\lim_{x \rightarrow \infty} \frac{x^3 + 2x + 1}{4x^3 - 2x^2 + 9}.$$

A good way of approaching this is to divide through the numerator and denominator by  $x^3$  (hence multiplying by 1), which is the largest power of  $x$  to appear in the denominator. Doing this, we get

$$\begin{aligned} \lim_{x \rightarrow \infty} \frac{x^3 + 2x + 1}{4x^3 - 2x^2 + 9} &= \lim_{x \rightarrow \infty} \frac{1/x^3 \cdot (x^3 + 2x + 1)}{1/x^3 \cdot (4x^3 - 2x^2 + 9)} \\ &= \lim_{x \rightarrow \infty} \frac{x^3/x^3 + 2x/x^3 + 1/x^3}{4x^3/x^3 - 2x^2/x^3 + 9/x^3} \\ &= \lim_{x \rightarrow \infty} \frac{1 + 2/x^2 + 1/x^3}{4 - 2/x + 9/x^3}. \end{aligned}$$

Then using the rules for limits (which also hold for limits at infinity), as well as the fact about limits of  $1/x^n$ , we see that the limit becomes

$$\frac{1 + 0 + 0}{4 - 0 + 0} = \frac{1}{4}.$$

This procedure works for any rational function. In fact, it gives us the following theorem.

**Theorem 1.6.21 Limits of Rational Functions at Infinity.**

Let  $f(x)$  be a rational function of the following form:

$$f(x) = \frac{a_n x^n + a_{n-1} x^{n-1} + \cdots + a_1 x + a_0}{b_m x^m + b_{m-1} x^{m-1} + \cdots + b_1 x + b_0},$$

where  $m, n$  are positive integers and where any of the coefficients may be 0 except for  $a_n$  and  $b_m$ . Then:

1. If  $n = m$ , then

$$\lim_{x \rightarrow \infty} f(x) = \lim_{x \rightarrow -\infty} f(x) = \frac{a_n}{b_m}.$$

2. If  $n < m$ , then

$$\lim_{x \rightarrow \infty} f(x) = \lim_{x \rightarrow -\infty} f(x) = 0.$$

3. If  $n > m$ , then  $\lim_{x \rightarrow \infty} f(x)$  and  $\lim_{x \rightarrow -\infty} f(x)$  are both infinite.

We can see why this is true. If the highest power of  $x$  is the same in both the numerator and denominator (i.e.  $n = m$ ), we will be in a situation like the example above, where we will divide by  $x^n$  and in the limit all the terms will approach 0 except for  $a_n x^n/x^n$  and  $b_m x^m/x^n$ . Since  $n = m$ , this will leave us with the limit  $a_n/b_m$ . If  $n < m$ , then after dividing through by  $x^m$ , all the terms in the numerator will approach 0 in the limit, leaving us with  $0/b_m$  or 0.



[youtu.be/watch?v=v5SrtUsdMeU](https://youtu.be/watch?v=v5SrtUsdMeU)

**Figure 1.6.20** Basic examples involving limits at infinity

If  $n > m$ , and we try dividing through by  $x^m$ , we end up with the denominator tending to  $b_m$  while the numerator tends to  $\infty$ .

Intuitively, as  $x$  gets very large, all the terms in the numerator are small in comparison to  $a_n x^n$ , and likewise all the terms in the denominator are small compared to  $b_m x^m$ . If  $n = m$ , looking only at these two important terms, we have  $(a_n x^n)/(b_m x^m)$ . This reduces to  $a_n/b_m$ . If  $n < m$ , the function behaves like  $a_n/(b_m x^{m-n})$ , which tends toward 0. If  $n > m$ , the function behaves like  $a_n x^{n-m}/b_m$ , which will tend to either  $\infty$  or  $-\infty$  depending on the values of  $n$ ,  $m$ ,  $a_n$ ,  $b_m$  and whether you are looking for  $\lim_{x \rightarrow \infty} f(x)$  or  $\lim_{x \rightarrow -\infty} f(x)$ .

**Example 1.6.22 Finding a limit of a rational function.**

Confirm analytically that  $y = 1$  is the horizontal asymptote of  $f(x) = \frac{x^2}{x^2+4}$ , as approximated in Example 1.6.16.

**Solution.** Before using Theorem 1.6.21, let's use the technique of evaluating limits at infinity of rational functions that led to that theorem. The largest power of  $x$  in  $f$  is 2, so divide the numerator and denominator of  $f$  by  $x^2$ , then take limits.

$$\begin{aligned}\lim_{x \rightarrow \infty} \frac{x^2}{x^2+4} &= \lim_{x \rightarrow \infty} \frac{x^2/x^2}{x^2/x^2 + 4/x^2} \\ &= \lim_{x \rightarrow \infty} \frac{1}{1 + 4/x^2} \\ &= \frac{1}{1+0} \\ &= 1.\end{aligned}$$

We can also use Theorem 1.6.21 directly; in this case  $n = m$  so the limit is the ratio of the leading coefficients of the numerator and denominator, i.e.,  $1/1 = 1$ .

Video solution



[youtu.be/watch?v=cmZ39j1YI-o](https://youtu.be/watch?v=cmZ39j1YI-o)

**Example 1.6.23 Finding limits of rational functions.**

Use Theorem 1.6.21 to evaluate each of the following limits.

1.  $\lim_{x \rightarrow -\infty} \frac{x^2 + 2x - 1}{x^3 + 1}$
2.  $\lim_{x \rightarrow \infty} \frac{x^2 + 2x - 1}{1 - x - 3x^2}$
3.  $\lim_{x \rightarrow \infty} \frac{x^2 - 1}{3 - x}$

**Solution.**

1. The highest power of  $x$  is in the denominator. Therefore, the limit is 0; see Figure 1.6.24(a).
2. The highest power of  $x$  is  $x^2$ , which occurs in both the numerator and denominator. The limit is therefore the ratio of the coefficients of  $x^2$ , which is  $-1/3$ . See Figure 1.6.24(b).
3. The highest power of  $x$  is in the numerator so the limit will be  $\infty$  or  $-\infty$ . To see which, consider only the dominant terms from the numerator and denominator, which are  $x^2$  and  $-x$ . The expression in the limit will behave like  $x^2/(-x) = -x$  for large values of  $x$ . Therefore, the limit is  $-\infty$ . See Figure 1.6.24(c).



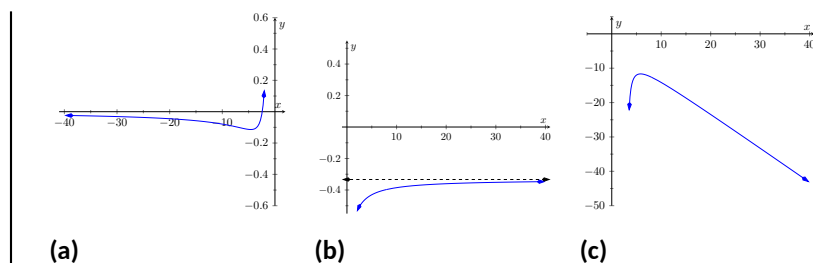


Figure 1.6.24 Visualizing the functions in Example 1.6.23

With care, we can quickly evaluate limits at infinity for a large number of functions by considering the long run behavior using “dominant terms” of  $f(x)$ . For instance, consider again  $\lim_{x \rightarrow \pm\infty} \frac{x}{\sqrt{x^2+1}}$ , graphed in Figure 1.6.19(b). The dominant terms are  $x$  in the numerator and  $\sqrt{x^2}$  in the denominator. When  $x$  is very large,  $x^2 + 1 \approx x^2$ . Thus

$$\sqrt{x^2 + 1} \approx \sqrt{x^2} = |x| \quad \frac{x}{\sqrt{x^2 + 1}} \approx \frac{x}{|x|}.$$

This expression is 1 when  $x$  is positive and  $-1$  when  $x$  is negative. Hence we get asymptotes of  $y = 1$  and  $y = -1$ , respectively. We will show this more formally in the next example.

**Example 1.6.25 Finding a limit using dominant terms.**

Confirm analytically that  $y = 1$  and  $y = -1$  are the horizontal asymptote of  $\lim_{x \rightarrow \pm\infty} \frac{x}{\sqrt{x^2+1}}$ , as graphed in Figure 1.6.19(b).

**Solution.** The dominating term of  $f$  in the denominator is  $\sqrt{x^2} = |x|$  so divide the numerator and denominator of  $f$  by  $\sqrt{x^2}$ , then take limits.

$$\begin{aligned} \lim_{x \rightarrow \infty} \frac{x}{\sqrt{x^2+1}} &= \lim_{x \rightarrow \infty} \frac{x}{\sqrt{x^2+1}} \cdot \frac{\frac{1}{\sqrt{x^2}}}{\frac{1}{\sqrt{x^2}}} \\ &= \lim_{x \rightarrow \infty} \frac{\frac{x}{|x|}}{\sqrt{\frac{x^2+1}{x^2}}} \\ &= \lim_{x \rightarrow \infty} \frac{1}{\sqrt{1 + \frac{1}{x^2}}} \text{ for } x > 0 \\ &= \frac{1}{\sqrt{1+0}} \\ &= 1. \end{aligned}$$

As  $x \rightarrow -\infty$ , the only thing that changes is the value of  $\frac{x}{|x|}$ . For  $x < 0$ , we have  $\frac{x}{|x|} = -1$ , making  $\lim_{x \rightarrow -\infty} \frac{x}{\sqrt{x^2+1}} = -1$ . Therefore, the horizontal asymptotes are  $y = 1$  and  $y = -1$ .

The video in Figure 1.6.26 provides another example similar to Example 1.6.25.



[youtu.be/watch?v=vD1-zrRZQTI](https://youtu.be/watch?v=vD1-zrRZQTI)

Figure 1.6.26 Limits at infinity with a radical function

## 1.6.4 Exercises

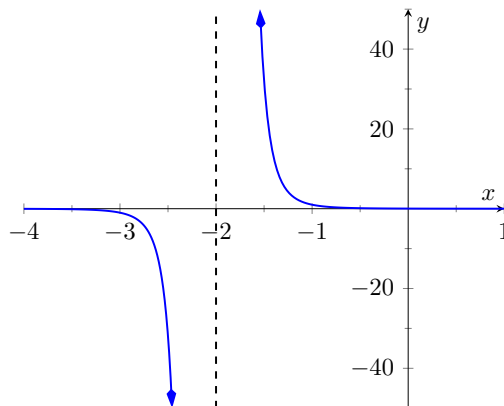
## Terms and Concepts

1. (☐ True ☐ False) If  $\lim_{x \rightarrow 5} f(x) = \infty$ , then we are implicitly stating that the limit exists.
2. (☐ True ☐ False) If  $\lim_{x \rightarrow 5} f(x) = 5$ , then we are implicitly stating that the limit exists.
3. (☐ True ☐ False) If  $\lim_{x \rightarrow 1^-} f(x) = -\infty$ , then  $\lim_{x \rightarrow 1^+} f(x) = \infty$ .
4. (☐ True ☐ False) If  $\lim_{x \rightarrow 5} f(x) = \infty$ , then  $f$  has a vertical asymptote at  $x = 5$ .
5. (☐ True ☐ False)  $\infty/0$  is not an indeterminate form.
6. List five indeterminate forms.
7. Construct a function with a vertical asymptote at  $x = 5$  and a horizontal asymptote at  $y = 5$ .
8. Let  $\lim_{x \rightarrow 7} f(x) = \infty$ . Explain how we know that  $f$  is or is not continuous at  $x = 7$ .

## Problems

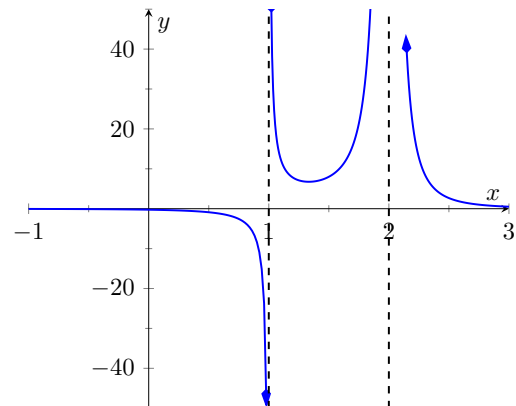
**Exercise Group.** Evaluate the given limits using the graph of the function.

9.  $f(x) = \frac{1}{(x+2)^5}$  has the graph:



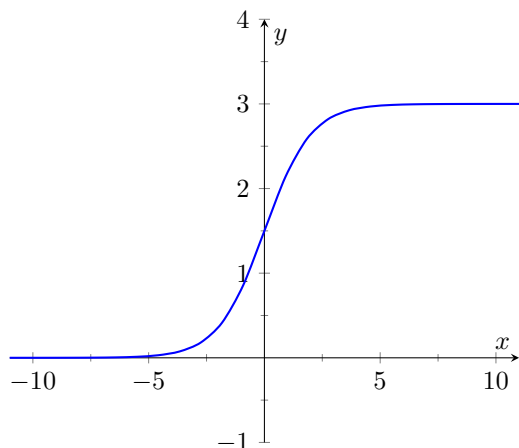
- (a)  $\lim_{x \rightarrow -2^-} f(x)$   
 (b)  $\lim_{x \rightarrow -2^+} f(x)$

10.  $f(x) = \frac{1}{(x-1)(x-2)^2}$  has the graph:



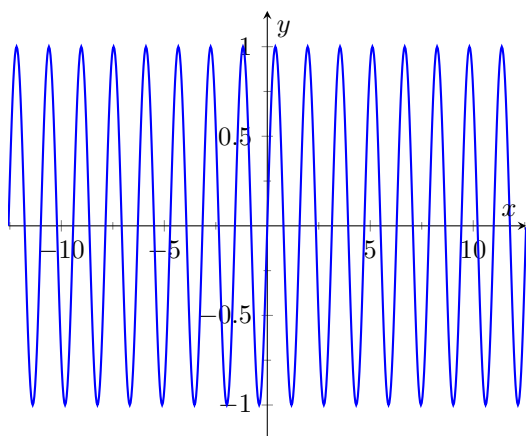
- (a)  $\lim_{x \rightarrow 1^-} f(x)$   
 (b)  $\lim_{x \rightarrow 1^+} f(x)$   
 (c)  $\lim_{x \rightarrow 1} f(x)$   
 (d)  $\lim_{x \rightarrow 2^-} f(x)$   
 (e)  $\lim_{x \rightarrow 2^+} f(x)$   
 (f)  $\lim_{x \rightarrow 2} f(x)$

11.  $f(x) = \frac{3}{e^{-x}+1}$  has the graph:



- (a)  $\lim_{x \rightarrow -\infty} f(x)$   
 (b)  $\lim_{x \rightarrow \infty} f(x)$   
 (c)  $\lim_{x \rightarrow 0^-} f(x)$   
 (d)  $\lim_{x \rightarrow 0^+} f(x)$

13.  $f(x) = \sin(4x)$  has the graph:



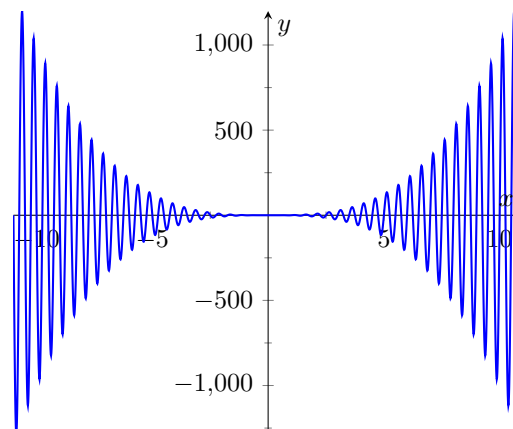
- (a)  $\lim_{x \rightarrow -\infty} f(x)$   
 (b)  $\lim_{x \rightarrow \infty} f(x)$

**Exercise Group.** Numerically approximate the limits.

15.  $f(x) = \frac{x^2-x-20}{x^2-3x-40}$

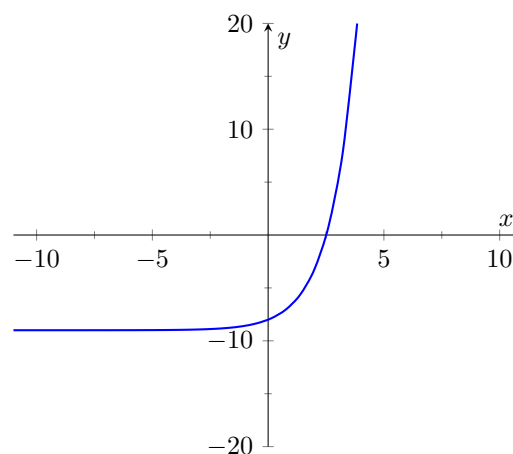
- (a)  $\lim_{x \rightarrow 8^-} f(x)$   
 (b)  $\lim_{x \rightarrow 8^+} f(x)$   
 (c)  $\lim_{x \rightarrow 8} f(x)$

12.  $f(x) = x^3 \sin(4\pi x)$  has the graph:



- (a)  $\lim_{x \rightarrow -\infty} f(x)$   
 (b)  $\lim_{x \rightarrow \infty} f(x)$   
 (c)  $\lim_{x \rightarrow 0^-} f(x)$   
 (d)  $\lim_{x \rightarrow 0^+} f(x)$

14.  $f(x) = 2.4^x - 9$  has the graph:



- (a)  $\lim_{x \rightarrow -\infty} f(x)$   
 (b)  $\lim_{x \rightarrow \infty} f(x)$

16.  $f(x) = \frac{x^2-4x-5}{x^3+26x^2+225x+648}$

- (a)  $\lim_{x \rightarrow -9^-} f(x)$   
 (b)  $\lim_{x \rightarrow -9^+} f(x)$   
 (c)  $\lim_{x \rightarrow -9} f(x)$

$$17. f(x) = \frac{x^2+13x+40}{x^3+7x^2-24x-180}$$

$$(a) \lim_{x \rightarrow -6^-} f(x)$$

$$(b) \lim_{x \rightarrow -6^+} f(x)$$

$$(c) \lim_{x \rightarrow -6} f(x)$$

$$18. f(x) = \frac{x^2-x-20}{x^2+3x-4}$$

$$(a) \lim_{x \rightarrow -4^-} f(x)$$

$$(b) \lim_{x \rightarrow -4^+} f(x)$$

$$(c) \lim_{x \rightarrow -4} f(x)$$

**Exercise Group.** Identify the horizontal and vertical asymptotes, if any, of the given function.

$$19. f(x) = \frac{2x^2+x-15}{x^2-7x-18}$$

$$20. f(x) = \frac{5x^2+x-4}{-2x^2-20x-18}$$

$$21. f(x) = \frac{4x^2-12x+8}{6x^3-36x^2+48x}$$

$$22. f(x) = \frac{2x^2-12x+16}{-6x-18}$$

$$23. f(x) = \frac{x^2-10x+24}{3x-18}$$

$$24. f(x) = \frac{4x^2-44x+96}{-x^2-4x-8}$$

**Exercise Group.** Evaluate the given limit.

$$25. \lim_{x \rightarrow \infty} \frac{x^3-4x^2-x+2}{3x-3}$$

$$26. \lim_{x \rightarrow \infty} \frac{x^3+9x^2+7x-6}{3x+8}$$

$$27. \lim_{x \rightarrow \infty} \frac{x^3+3x^2-4x+9}{3x^2-3}$$

$$28. \lim_{x \rightarrow \infty} \frac{x^3-5x^2+5x+3}{3x^2+8}$$

**Chapter Summary.** In this chapter we:

- defined the limit,
- found accessible ways to approximate their values numerically and graphically,
- developed a not-so-easy method of proving the value of a limit ( $\varepsilon$ - $\delta$  proofs),
- explored when limits do not exist,
- defined continuity and explored properties of continuous functions, and
- considered limits that involved infinity.

Why? Mathematics is famous for building on itself and calculus proves to be no exception. In the next chapter we will be interested in “dividing by 0.” That is, we will want to divide a quantity by a smaller and smaller number and see what value the quotient approaches. In other words, we will want to find a limit. These limits will enable us to, among other things, determine *exactly* how fast something is moving when we are only given position information.

Later, we will want to add up an infinite list of numbers. We will do so by first adding up a finite list of numbers, then take a limit as the number of things we are adding approaches infinity. Surprisingly, this sum often is finite; that is, we can add up an infinite list of numbers and get, for instance, 42.

These are just two quick examples of why we are interested in limits. Many students dislike this topic when they are first introduced to it, but over time an appreciation is often formed based on the scope of its applicability.

## Chapter 2

# Derivatives

Chapter 1 introduced the most fundamental of calculus topics: the limit. This chapter introduces the second most fundamental of calculus topics: the derivative. Limits describe *where* a function is going; derivatives describe *how fast* the function is going.

## 2.1 Instantaneous Rates of Change: The Derivative

### 2.1.1 Introduction

A common amusement park ride lifts riders to a height then allows them to freefall a certain distance before safely stopping them. Suppose such a ride drops riders from a height of 150 feet. Students of physics may recall that the height (in feet) of the riders,  $t$  seconds after freefall (and ignoring air resistance, etc.) can be accurately modeled by  $f(t) = -16t^2 + 150$ .

Using this formula, it is easy to verify that, without intervention, the riders will hit the ground when  $f(t) = 0$  so at  $t = 2.5\sqrt{1.5} \approx 3.06$  seconds. Suppose the designers of the ride decide to begin slowing the riders' fall after 2 seconds (corresponding to a height of  $f(2) = 86$  ft). How fast will the riders be traveling at that time?

We have been given a *position* function, but what we want to compute is a velocity at a specific point in time, i.e., we want an **instantaneous velocity**. We do not currently know how to calculate this.

However, we do know from common experience how to calculate an **average velocity**. (If we travel 60 miles in 2 hours, we know we had an average velocity of 30 mph.) We looked at this concept in Section 1.1 when we introduced the difference quotient. We have

$$\frac{\text{change in distance}}{\text{change in time}} = \frac{\text{"rise"}}{\text{"run"}} = \text{average velocity.}$$

We can approximate the instantaneous velocity at  $t = 2$  by considering the average velocity over some time period containing  $t = 2$ . If we make the time interval small, we will get a good approximation. (This fact is commonly used. For instance, high speed cameras are used to track fast moving objects. Distances are measured over a fixed number of frames to generate an accurate approximation of the velocity.)



[youtu.be/watch?v=jRW9d25E\\_ls](https://youtu.be/watch?v=jRW9d25E_ls)

Figure 2.1.1 Video introduction to Section 2.1

Consider the interval from  $t = 2$  to  $t = 3$  (just before the riders hit the ground). On that interval, the average velocity is

$$\frac{f(3) - f(2)}{3 - 2} = \frac{6 - 86}{1} = -80 \text{ ft/s},$$

where the minus sign indicates that the riders are moving *down*. By narrowing the interval we consider, we will likely get a better approximation of the instantaneous velocity. On  $[2, 2.5]$  we have

$$\frac{f(2.5) - f(2)}{2.5 - 2} = \frac{50 - 86}{0.5} = -72 \text{ ft/s}.$$

We can do this for smaller and smaller intervals of time. For instance, over a time span of one tenth of a second, i.e., on  $[2, 2.1]$ , we have

$$\frac{f(2.1) - f(2)}{2.1 - 2} = \frac{79.44 - 86}{0.1} = -65.6 \text{ ft/s}.$$

Over a time span of one hundredth of a second, on  $[2, 2.01]$ , the average velocity is

$$\frac{f(2.01) - f(2)}{2.01 - 2} = \frac{85.3584 - 86}{0.01} = -64.16 \text{ ft/s}.$$

What we are really computing is the average velocity on the interval  $[2, 2+h]$  for small values of  $h$ . That is, we are computing

$$\frac{f(2+h) - f(2)}{h}$$

where  $h$  is small.

We really want to use  $h = 0$ , but this, of course, returns the familiar “0/0” indeterminate form. So we employ a limit, as we did in [Section 1.1](#).

We can approximate the value of this limit numerically with small values of  $h$  as seen in [Figure 2.1.2](#). It looks as though the velocity is approaching  $-64 \frac{\text{ft}}{\text{s}}$ .

Computing the limit directly gives

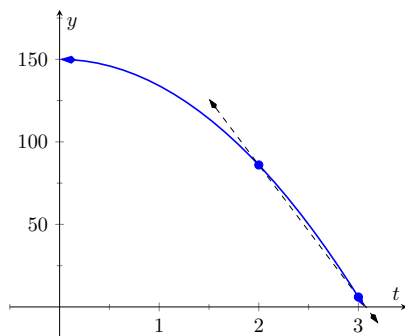
$$\begin{aligned} \lim_{h \rightarrow 0} \frac{f(2+h) - f(2)}{h} &= \lim_{h \rightarrow 0} \frac{-16(2+h)^2 + 150 - (-16(2)^2 + 150)}{h} \\ &= \lim_{h \rightarrow 0} \frac{-16(4 + 4h + h^2) + 150 - 86}{h} \\ &= \lim_{h \rightarrow 0} \frac{-64 - 64h - 16h^2 + 64}{h} \\ &= \lim_{h \rightarrow 0} \frac{-64h - 16h^2}{h} \\ &= \lim_{h \rightarrow 0} (-64 - 16h) \\ &= -64. \end{aligned}$$

Graphically, we can view the average velocities we computed numerically as the slopes of secant lines on the graph of  $f$  going through the points  $(2, f(2))$  and  $(2+h, f(2+h))$ . In [Figures 2.1.3–2.1.5](#), the secant line corresponding to  $h = 1$  is shown in three contexts. [Figure 2.1.3](#) shows a “zoomed out” version of  $f$  with its secant line. In [Figure 2.1.4](#), we zoom in around the points of intersection between  $f$  and the secant line. Notice how well this secant line approximates  $f$  between those two points — it is a common practice to approximate functions with straight lines.

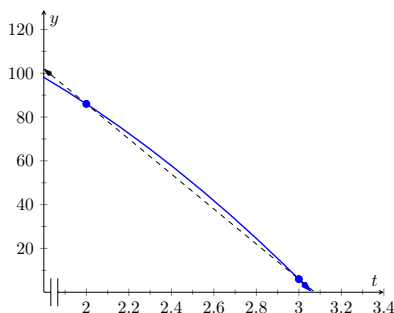
**Units in Calculations.** In the above calculations, we left off the units until the end of the problem. You should always be sure that you label your answer with the correct units. For example, if  $g(x)$  gave you the cost (in \$) of producing  $x$  widgets, the units on the difference quotient would be \$/widget.

$h$	Average Velocity ( $\frac{\text{ft}}{\text{s}}$ )
1	-80
0.5	-72
0.1	-65.6
0.01	-64.16
0.001	-64.016

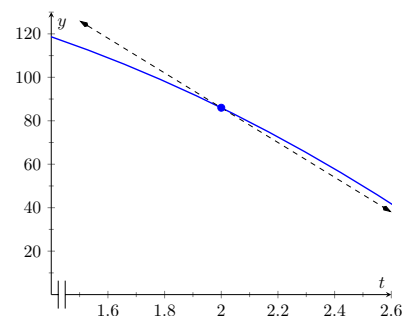
**Figure 2.1.2** Approximating the instantaneous velocity with average velocities over a small time period  $h$



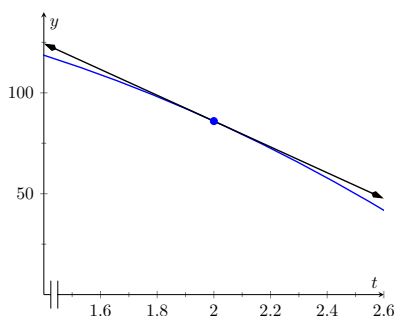
**Figure 2.1.3** The function  $f(t)$  and its secant line corresponding to  $t = 2$  and  $t = 3$



**Figure 2.1.4** The function  $f(t)$  and a secant line corresponding to  $t = 2$  and  $t = 3$ , zoomed in near  $t = 2$



**Figure 2.1.5** The function  $f(t)$  with the same secant line, zoomed in further



**Figure 2.1.6** The function  $f(t)$  with its tangent line at  $t = 2$

As  $h \rightarrow 0$ , these secant lines approach the **tangent line**, a line that goes through the point  $(2, f(2))$  with the special slope of  $-64$ . In [Figure 2.1.5](#) and [Figure 2.1.6](#), we zoom in around the point  $(2, 86)$ . We see the secant line, which approximates  $f$  well, but not as well the tangent line shown in [Figure 2.1.6](#).

We have just introduced a number of important concepts that we will flesh out more within this section. First, we formally define two of them.

#### Definition 2.1.7 Derivative at a Point.

Let  $f$  be a continuous function on an open interval  $I$  and let  $c$  be in  $I$ . The **derivative** of  $f$  at  $c$ , denoted  $f'(c)$ , is

$$\lim_{h \rightarrow 0} \frac{f(c+h) - f(c)}{h},$$

provided the limit exists. If the limit exists, we say that  $f$  is **differentiable** at  $c$ ; if the limit does not exist, then  $f$  is not differentiable at  $c$ . If  $f$  is differentiable at every point in  $I$ , then  $f$  is differentiable on  $I$ .

#### Definition 2.1.9 Tangent Line.

Let  $f$  be continuous on an open interval  $I$  and differentiable at  $c$ , for some  $c$  in  $I$ . The line with equation  $\ell(x) = f'(c)(x - c) + f(c)$  is the **tangent line** to the graph of  $f$  at  $c$ ; that is, it is the line through  $(c, f(c))$  whose slope is the derivative of  $f$  at  $c$ .

Some examples will help us understand these definitions.



[youtu.be/watch?v=JXFMh21PMx4](https://youtu.be/watch?v=JXFMh21PMx4)

**Figure 2.1.8** Video presentation of [Definition 2.1.7](#)



**Example 2.1.10 Finding derivatives and tangent lines.**

Let  $f(x) = 3x^2 + 5x - 7$ . Find:

- (a)  $f'(1)$  (c)  $f'(3)$   
 (b) The equation of the tangent line to the graph of  $f$  at  $x = 1$ . (d) The equation of the tangent line to the graph  $f$  at  $x = 3$ .

**Solution.**

- (a) We compute this directly using Definition 2.1.7.

$$\begin{aligned}
 f'(1) &= \lim_{h \rightarrow 0} \frac{f(1+h) - f(1)}{h} \\
 &= \lim_{h \rightarrow 0} \frac{3(1+h)^2 + 5(1+h) - 7 - (3(1)^2 + 5(1) - 7)}{h} \\
 &= \lim_{h \rightarrow 0} \frac{3(1+2h+h^2) + 5 + 5h - 7 - 1}{h} \\
 &= \lim_{h \rightarrow 0} \frac{3 + 6h + 3h^2 + 5 + 5h - 8}{h} \\
 &= \lim_{h \rightarrow 0} \frac{3h^2 + 11h}{h} \\
 &= \lim_{h \rightarrow 0} (3h + 11) \\
 &= 11.
 \end{aligned}$$

- (b) The tangent line at  $x = 1$  has slope  $f'(1)$  and goes through the point  $(1, f(1)) = (1, 1)$ . Thus the tangent line has equation, in point-slope form,  $y = 11(x - 1) + 1$ . In slope-intercept form we have  $y = 11x - 10$ .

- (c) Again, using the definition,

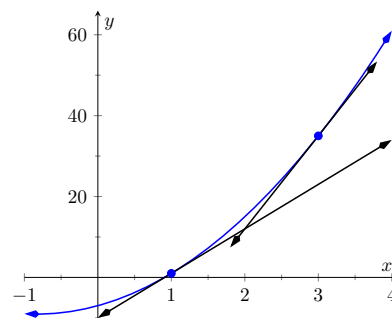
$$\begin{aligned}
 f'(3) &= \lim_{h \rightarrow 0} \frac{f(3+h) - f(3)}{h} \\
 &= \lim_{h \rightarrow 0} \frac{3(3+h)^2 + 5(3+h) - 7 - (3(3)^2 + 5(3) - 7)}{h} \\
 &= \lim_{h \rightarrow 0} \frac{3(9+6h+h^2) + 15 + 3h - 7 - 35}{h} \\
 &= \lim_{h \rightarrow 0} \frac{27 + 18h + 3h^2 + 15 + 3h - 42}{h} \\
 &= \lim_{h \rightarrow 0} \frac{3h^2 + 23h}{h} \\
 &= \lim_{h \rightarrow 0} (3h + 23) \\
 &= 23.
 \end{aligned}$$

- (d) The tangent line at  $x = 3$  has slope 23 and goes through the point  $(3, f(3)) = (3, 35)$ . Thus the tangent line has equation  $y = 23(x - 3) + 35 = 23x - 34$ .

A graph of  $f$  is given in Figure 2.1.11 along with the tangent lines at  $x = 1$  and  $x = 3$ .

**Video solution**

[youtu.be/watch?v=4OMc0gJWcb0](https://youtu.be/watch?v=4OMc0gJWcb0)



**Figure 2.1.11** A graph of  $f(x) = 3x^2 + 5x - 7$  and its tangent lines at  $x = 1$  and  $x = 3$

In [Definition 2.1.7](#), we assumed that the function is continuous, but this is actually not necessary. One can in fact prove that a function has to be continuous at any point where it is differentiable. Or, in other words, a function cannot be differentiable at a point of discontinuity. This is explained in the video in [Figure 2.1.12](#).

Another important line that can be created using information from the derivative is the *normal line*. It is perpendicular to the tangent line, hence its slope is the negative-reciprocal of the tangent line's slope.

**Definition 2.1.13 Normal Line.**

Let  $f$  be continuous on an open interval  $I$  and differentiable at  $c$ , for some  $c$  in  $I$ . The **normal line** to the graph of  $f$  at  $c$  is the line with equation

$$n(x) = \frac{-1}{f'(c)}(x - c) + f(c),$$

when  $f'(c) \neq 0$ . (When  $f'(c) = 0$ , the normal line is the vertical line through  $(c, f(c))$ ; that is,  $x = c$ .)

**Example 2.1.14 Finding equations of normal lines.**

Let  $f(x) = 3x^2 + 5x - 7$ , as in [Example 2.1.10](#). Find the equations of the normal lines to the graph of  $f$  at  $x = 1$  and  $x = 3$ .

**Solution.** In [Example 2.1.10](#), we found that  $f'(1) = 11$ . Hence at  $x = 1$ , the normal line will have slope  $-1/11$ . An equation for the normal line is

$$n(x) = \frac{-1}{11}(x - 1) + 1.$$

The normal line is plotted with  $y = f(x)$  in [Figure 2.1.15](#). Note how the line looks perpendicular to  $f$ . (A key word here is “looks.” Mathematically, we say that the normal line *is* perpendicular to  $f$  at  $x = 1$  as the slope of the normal line is the negative-reciprocal of the slope of the tangent line. However, normal lines may not always *look* perpendicular. The aspect ratio of the picture of the graph plays a big role in this. When using graphing software, there is usually an option called Zoom Square that keeps the aspect ratio 1 : 1

We also found that  $f'(3) = 23$ , so the normal line to the graph of  $f$  at  $x = 3$  will have slope  $-1/23$ . An equation for the normal line is

$$n(x) = \frac{-1}{23}(x - 3) + 35.$$

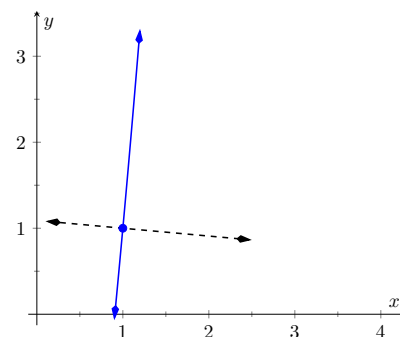
Linear functions are easy to work with; many functions that arise in the course of solving real problems are not easy to work with. A common practice in mathematical problem solving is to approximate difficult functions with not-so-difficult functions. Lines are a common choice. It turns out that at any given point on the graph of a differentiable function  $f$ , the best linear approximation to  $f$  is its tangent line. That is one reason we'll spend considerable time finding tangent lines to functions.

One type of function that does not benefit from a tangent line approximation is a line; it is rather simple to recognize that the tangent line to a line is the line itself. We look at this in the following example.



[youtu.be/watch?v=Ev9hJVbDO1k](https://youtu.be/watch?v=Ev9hJVbDO1k)

**Figure 2.1.12** Showing that every differentiable function is continuous



**Figure 2.1.15** A graph of  $f(x) = 3x^2 + 5x - 7$ , along with its normal line at  $x = 1$

**Example 2.1.16** Finding the derivative of a linear function.

Consider  $f(x) = 3x + 5$ . Find the equation of the tangent line to  $f$  at  $x = 1$  and  $x = 7$ .

**Solution.** We find the slope of the tangent line by using [Definition 2.1.7](#).

$$\begin{aligned} f'(1) &= \lim_{h \rightarrow 0} \frac{f(1+h) - f(1)}{h} \\ &= \lim_{h \rightarrow 0} \frac{3(1+h) + 5 - (3+5)}{h} \\ &= \lim_{h \rightarrow 0} \frac{3h}{h} \\ &= \lim_{h \rightarrow 0} 3 \\ &= 3. \end{aligned}$$

We just found that  $f'(1) = 3$ . That is, we found the **instantaneous rate of change** of  $f(x) = 3x + 5$  is 3. This is not surprising; lines are characterized by being the *only* functions with a *constant rate of change*. That rate of change is called the **slope** of the line. Since their rates of change are constant, their *instantaneous* rates of change are always the same; they are all the slope.

So given a line  $f(x) = ax + b$ , the derivative at any point  $x$  will be  $a$ ; that is,  $f'(x) = a$ .

It is now easy to see that the tangent line to the graph of  $f$  at  $x = 1$  is just  $f$ , with the same being true at  $x = 7$ .

We often desire to find the tangent line to the graph of a function without knowing the actual derivative of the function. While we will eventually be able to find derivatives of many common functions, the algebra and limit calculations on some functions are complex. Until we develop further techniques, the best we may be able to do is approximate the tangent line. We demonstrate this in the next example.

**Example 2.1.17** Numerical approximation of the tangent line.

Approximate the equation of the tangent line to the graph of  $f(x) = \sin(x)$  at  $x = 0$ .

**Solution.** In order to find the equation of the tangent line, we need a slope and a point. The point is given to us:  $(0, \sin(0)) = (0, 0)$ . To compute the slope, we need the derivative. This is where we will make an approximation. Recall that

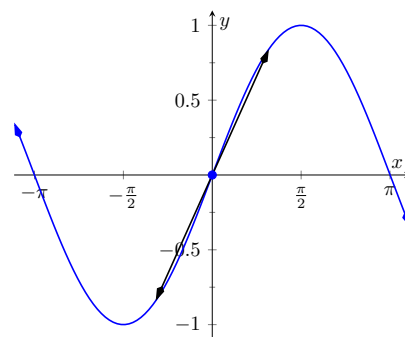
$$f'(0) \approx \frac{\sin(0+h) - \sin(0)}{h}$$

for a small value of  $h$ . We choose (somewhat arbitrarily) to let  $h = 0.1$ . Thus

$$f'(0) \approx \frac{\sin(0.1) - \sin(0)}{0.1} \approx 0.9983.$$

Thus our approximation of the equation of the tangent line is  $y = 0.9983(x - 0) + 0 = 0.9983x$ ; it is graphed in [Figure 2.1.18](#). The graph seems to imply the approximation is rather good.

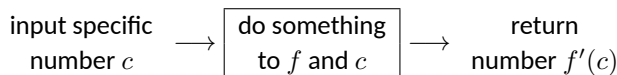
Recall from [Section 1.3](#) that  $\lim_{x \rightarrow 0} \frac{\sin(x)}{x} = 1$ , meaning for values of  $x$  near



**Figure 2.1.18**  $f(x) = \sin(x)$  graphed with an approximation to its tangent line at  $x = 0$

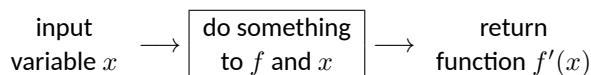
0,  $\sin(x) \approx x$ . Since the slope of the line  $y = x$  is 1 at  $x = 0$ , it should seem reasonable that “the slope of  $f(x) = \sin(x)$ ” is near 1 at  $x = 0$ . In fact, since we *approximated* the value of the slope to be 0.9983, we might guess the *actual* value is 1. We’ll come back to this later.

Consider again [Example 2.1.10](#). To find the derivative of  $f$  at  $x = 1$ , we needed to evaluate a limit. To find the derivative of  $f$  at  $x = 3$ , we needed to again evaluate a limit. We have this process:



This process describes a **function**; given one input (the value of  $c$ ), we return exactly one output (the value of  $f'(c)$ ). The “do something” box is where the tedious work (taking limits) of this function occurs.

Instead of applying this function repeatedly for different values of  $c$ , let us apply it just once to the variable  $x$ . We then take a limit just once. The process now looks like:



The output is the **derivative function**,  $f'(x)$ . The  $f'(x)$  function will take a number  $c$  as input and return the derivative of  $f$  at  $c$ . This calls for a definition.

#### Definition 2.1.19 Derivative Function.

Let  $f$  be a differentiable function on an open interval  $I$ . The function

$$f'(x) = \lim_{h \rightarrow 0} \frac{f(x+h) - f(x)}{h}$$

is the **derivative** of  $f$ .

Let  $y = f(x)$ . The following notations all represent the derivative of  $f$ :

$$f'(x) = y' = \frac{dy}{dx} = \frac{df}{dx} = \frac{d}{dx}(f) = \frac{d}{dx}(y).$$

**Important:** The notation  $\frac{dy}{dx}$  is one symbol; it is *not* the fraction “ $dy/dx$ ”. The notation, while somewhat confusing at first, was chosen with care. A fraction-looking symbol was chosen because the derivative has many fraction-like properties. Among other places, we see these properties at work when we talk about the units of the derivative, when we discuss the Chain Rule, and when we learn about integration (topics that appear in later sections and chapters).

Examples will help us understand this definition.

#### Example 2.1.22 Finding the derivative of a function.

Let  $f(x) = 3x^2 + 5x - 7$  as in [Example 2.1.10](#). Find  $f'(x)$ .

**Solution.** We apply [Definition 2.1.19](#).

$$\begin{aligned} f'(x) &= \lim_{h \rightarrow 0} \frac{f(x+h) - f(x)}{h} \\ &= \lim_{h \rightarrow 0} \frac{3(x+h)^2 + 5(x+h) - 7 - (3x^2 + 5x - 7)}{h} \\ &= \lim_{h \rightarrow 0} \frac{3h^2 + 6xh + 5h}{h} \end{aligned}$$



[youtu.be/watch?v=yPzNYIzAOJs](https://youtu.be/watch?v=yPzNYIzAOJs)

**Figure 2.1.20** Video presentation of [Definition 2.1.19](#)



[youtu.be/watch?v=TJhJiA\\_w4mQ](https://youtu.be/watch?v=TJhJiA_w4mQ)

**Figure 2.1.21** Explaining derivative notation

$$\begin{aligned}
 &= \lim_{h \rightarrow 0} (3h + 6x + 5) \\
 &= 6x + 5
 \end{aligned}$$

So  $f'(x) = 6x + 5$ . Recall earlier we found that  $f'(1) = 11$  and  $f'(3) = 23$ . Note our new computation of  $f'(x)$  affirms these facts.

### Example 2.1.23 Finding the derivative of a function.

Let  $f(x) = \frac{1}{x+1}$ . Find  $f'(x)$ .

**Solution.** We apply Definition 2.1.19.

$$\begin{aligned}
 f'(x) &= \lim_{h \rightarrow 0} \frac{f(x+h) - f(x)}{h} \\
 &= \lim_{h \rightarrow 0} \frac{\frac{1}{x+h+1} - \frac{1}{x+1}}{h}
 \end{aligned}$$

Now find common denominator then subtract; pull  $1/h$  out front to facilitate reading.

$$= \lim_{h \rightarrow 0} \frac{1}{h} \cdot \left( \frac{x+1}{(x+1)(x+h+1)} - \frac{x+h+1}{(x+1)(x+h+1)} \right)$$

Now simplify algebraically.

$$\begin{aligned}
 &= \lim_{h \rightarrow 0} \frac{1}{h} \cdot \left( \frac{x+1 - (x+h+1)}{(x+1)(x+h+1)} \right) \\
 &= \lim_{h \rightarrow 0} \frac{1}{h} \cdot \left( \frac{-h}{(x+1)(x+h+1)} \right)
 \end{aligned}$$

Finally, apply the limit.

$$\begin{aligned}
 &= \lim_{h \rightarrow 0} \frac{-1}{(x+1)(x+h+1)} \\
 &= \frac{-1}{(x+1)(x+1)} \\
 &= \frac{-1}{(x+1)^2}.
 \end{aligned}$$

So  $f'(x) = \frac{-1}{(x+1)^2}$ . To practice using our notation, we could also state

$$\frac{d}{dx} \left( \frac{1}{x+1} \right) = \frac{-1}{(x+1)^2}.$$

Video solution



[youtu.be/watch?v=JKHbXYanjDs](https://youtu.be/watch?v=JKHbXYanjDs)

### Example 2.1.24 Finding the derivative of a function.

Find the derivative of  $f(x) = \sin(x)$ .

**Solution (a).** Before applying Definition 2.1.19, note that once this is found, we can find the actual tangent line to  $f(x) = \sin(x)$  at  $x = 0$ ,

whereas we settled for an approximation in [Example 2.1.17](#).

$$\begin{aligned}
 f'(x) &= \lim_{h \rightarrow 0} \frac{\sin(x+h) - \sin(x)}{h} && \text{Derivative definition} \\
 &= \lim_{h \rightarrow 0} \frac{\sin(x)\cos(h) + \cos(x)\sin(h) - \sin(x)}{h} && \text{Angle addition identity} \\
 &= \lim_{h \rightarrow 0} \frac{\sin(x)(\cos(h) - 1) + \cos(x)\sin(h)}{h} && \text{Regrouped and factored} \\
 &= \lim_{h \rightarrow 0} \left( \frac{\sin(x)(\cos(h) - 1)}{h} + \frac{\cos(x)\sin(h)}{h} \right) && \text{Split into two fractions} \\
 &= \lim_{h \rightarrow 0} \sin(x) \cdot \lim_{h \rightarrow 0} \frac{\cos(h) - 1}{h} \\
 &\quad + \lim_{h \rightarrow 0} \cos(x) \cdot \lim_{h \rightarrow 0} \frac{\sin(h)}{h} && \text{Product/sum limit rules} \\
 &= \sin(x) \cdot 0 + \cos(x) \cdot 1 && \text{Applied Theorem 1.3.17} \\
 &= \cos(x). && \text{(Are you surprised?)}
 \end{aligned}$$

We have found that when  $f(x) = \sin(x)$ ,  $f'(x) = \cos(x)$ . This should be somewhat amazing; the result of a tedious limit process on the sine function is a nice function. Then again, perhaps this is not entirely surprising. The sine function is periodic — it repeats itself on regular intervals. Therefore its rate of change also repeats itself on the same regular intervals. We should have known the derivative would be periodic; we now know exactly which periodic function it is.

Thinking back to [Example 2.1.17](#), we can find the slope of the tangent line to  $f(x) = \sin(x)$  at  $x = 0$  using our derivative. We approximated the slope as 0.9983; we now know the slope is *exactly*  $\cos(0) = 1$ .

Using similar techniques, we can show that the derivative of  $\cos(x)$  is  $-\sin(x)$ . See if you can show this yourself; if you get stuck, you can check out the video in [Figure 2.1.25](#).

Video solution



[youtu.be/watch?v=vsuDopbWHXQ](https://youtu.be/watch?v=vsuDopbWHXQ)

### Example 2.1.26 Finding the derivative of a piecewise defined function.

Find the derivative of the absolute value function,

$$f(x) = |x| = \begin{cases} -x & x < 0 \\ x & x \geq 0 \end{cases}.$$

See [Figure 2.1.27](#).

**Solution.** We need to evaluate  $\lim_{h \rightarrow 0} \frac{f(x+h) - f(x)}{h}$ . As  $f$  is piecewise-defined, we need to consider separately the limits when  $x < 0$  and when  $x > 0$ .

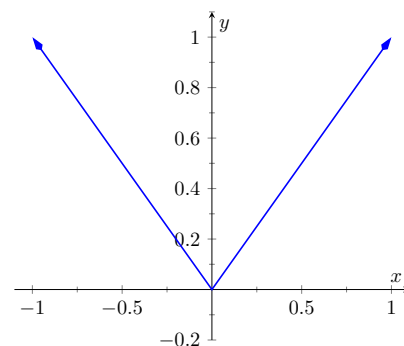
When  $x < 0$ :

$$\begin{aligned}
 \frac{d}{dx}(-x) &= \lim_{h \rightarrow 0} \frac{-(x+h) - (-x)}{h} \\
 &= \lim_{h \rightarrow 0} \frac{-h}{h} \\
 &= \lim_{h \rightarrow 0} -1 \\
 &= -1.
 \end{aligned}$$



[youtu.be/watch?v=-1IOFzhDJAo](https://youtu.be/watch?v=-1IOFzhDJAo)

**Figure 2.1.25** Finding the derivative of  $\cos(x)$



**Figure 2.1.27** The absolute value function  $f(x) = |x|$ . Notice how the slope of the lines (and hence the tangent lines) abruptly changes at  $x = 0$ .

When  $x > 0$ , a similar computation shows that  $\frac{d}{dx}(x) = 1$ .

We need to also find the derivative at  $x = 0$ . By the definition of the derivative at a point, we have

$$f'(0) = \lim_{h \rightarrow 0} \frac{f(0+h) - f(0)}{h}.$$

Since  $x = 0$  is the point where our function's definition switches from one piece to the other, we need to consider left and right-hand limits. Consider the following, where we compute the left and right hand limits side by side.

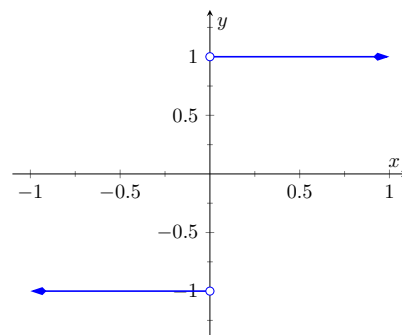
$$\begin{array}{ll} \lim_{h \rightarrow 0^-} \frac{f(0+h) - f(0)}{h} & \lim_{h \rightarrow 0^+} \frac{f(0+h) - f(0)}{h} \\ = \lim_{h \rightarrow 0^-} \frac{-h - 0}{h} & = \lim_{h \rightarrow 0^+} \frac{h - 0}{h} \\ = \lim_{h \rightarrow 0^-} -1 & = \lim_{h \rightarrow 0^+} 1 \\ = -1 & = 1 \end{array}$$

The last lines of each column tell the story: the left and right hand limits are not equal. Therefore the limit does not exist at 0, and  $f$  is not differentiable at 0. So we have

$$f'(x) = \begin{cases} -1 & x < 0 \\ 1 & x > 0 \end{cases}.$$

At  $x = 0$ ,  $f'(x)$  does not exist; there is a jump discontinuity at 0; see [Figure 2.1.28](#). So  $f(x) = |x|$  is differentiable everywhere except at 0.

The point of non-differentiability came where the piecewise defined function switched from one piece to the other. Our next example shows that this does not always cause trouble.



**Figure 2.1.28** A graph of the derivative of  $f(x) = |x|$

### Example 2.1.29 Finding the derivative of a piecewise defined function.

Find the derivative of  $f(x)$ , where

$$f(x) = \begin{cases} \sin(x) & x \leq \pi/2 \\ 1 & x > \pi/2 \end{cases}.$$

See [Figure 2.1.30](#).

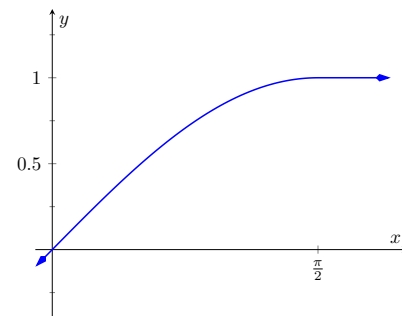
**Solution.** Using [Example 2.1.24](#), we know that when  $x < \pi/2$ ,  $f'(x) = \cos(x)$ . It is easy to verify that when  $x > \pi/2$ ,  $f'(x) = 0$ ; consider:

$$\lim_{h \rightarrow 0} \frac{f(x+h) - f(x)}{h} = \lim_{h \rightarrow 0} \frac{1 - 1}{h} = \lim_{h \rightarrow 0} 0 = 0.$$

So far we have

$$f'(x) = \begin{cases} \cos(x) & x < \pi/2 \\ 0 & x > \pi/2 \end{cases}.$$

We still need to find  $f'(\pi/2)$ . Notice at  $x = \pi/2$  that both pieces of  $f'$  are 0, meaning we can state that  $f'(\pi/2) = 0$ .



**Figure 2.1.30** A graph of  $f(x)$  as defined in [Example 2.1.29](#)

Being more rigorous, we can again evaluate the difference quotient limit at  $x = \pi/2$ , utilizing again left- and right-hand limits. We will begin with the left-hand limit:

$$\begin{aligned}
 & \lim_{h \rightarrow 0^-} \frac{f(\pi/2 + h) - f(\pi/2)}{h} \\
 &= \lim_{h \rightarrow 0^-} \frac{\sin(\pi/2 + h) - \sin(\pi/2)}{h} \\
 &= \lim_{h \rightarrow 0^-} \frac{\sin(\frac{\pi}{2}) \cos(h) + \sin(h) \cos(\frac{\pi}{2}) - \sin(\frac{\pi}{2})}{h} \\
 &= \lim_{h \rightarrow 0^-} \frac{1 \cdot \cos(h) + \sin(h) \cdot 0 - 1}{h} \\
 &= \lim_{h \rightarrow 0^-} \frac{\cos(h) - 1}{h} \cdot \lim_{h \rightarrow 0^-} \frac{\sin(h)}{h} \\
 &= 1 \cdot 0 \\
 &= 0.
 \end{aligned}$$

Notice we used [Limits of Common Functions](#) to finally evaluate the limit. Now we will find the right-hand limit:

$$\begin{aligned}
 & \lim_{h \rightarrow 0^+} \frac{f(\pi/2 + h) - f(\pi/2)}{h} \\
 &= \lim_{h \rightarrow 0^+} \frac{1 - 1}{h} \\
 &= \lim_{h \rightarrow 0^+} \frac{0}{h} \\
 &= 0.
 \end{aligned}$$

Since both the left and right hand limits are 0 at  $x = \pi/2$ , the limit exists and  $f'(\pi/2)$  exists (and is 0). Therefore we can fully write  $f'$  as

$$f'(x) = \begin{cases} \cos(x) & x \leq \pi/2 \\ 0 & x > \pi/2 \end{cases}.$$

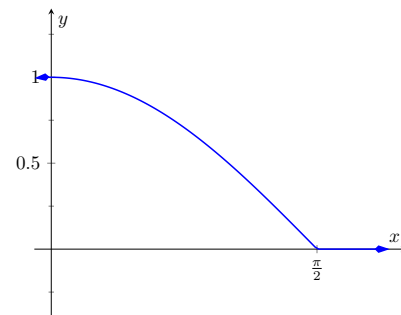
See [Figure 2.1.31](#) for a graph of this derivative function.

For one more example involving piecewise-defined functions, we turn to the video in [Figure 2.1.32](#).

Recall we pseudo-defined a continuous function as one in which we could sketch its graph without lifting our pencil. We can give a pseudo-definition for differentiability as well: it is a continuous function that does not have any “sharp corners” or a vertical tangent line. One such sharp corner is shown in [Figure 2.1.27](#). Even though the function  $f$  in [Example 2.1.29](#) is piecewise-defined, the transition is “smooth” hence it is differentiable. Note how in the graph of  $f$  in [Figure 2.1.30](#) it is difficult to tell when  $f$  switches from one piece to the other; there is no “corner.”

## 2.1.2 Differentiability on Closed Intervals

When we defined the derivative at a point in [Definition 2.1.7](#), we specified that the interval  $I$  over which a function  $f$  was defined needed to be an open interval. Open intervals are required so that we can take a limit at any point  $c$  in  $I$ ,



**Figure 2.1.31** A graph of  $f'(x)$  in [Example 2.1.29](#).



[youtu.be/watch?v=q1ZAqRsgVPk](https://youtu.be/watch?v=q1ZAqRsgVPk)

**Figure 2.1.32** Determining when a piecewise-defined function is differentiable



meaning we want to approach  $c$  from both the left and right.

Recall we also required open intervals in [Definition 1.5.1](#) when we defined what it meant for a function to be continuous. Later, we used one-sided limits to extend continuity to closed intervals. We now extend differentiability to closed intervals by again considering one-sided limits.

Our motivation is three-fold. First, we consider “common sense.” In [Example 2.1.22](#) we found that when  $f(x) = 3x^2 + 5x - 7$ ,  $f'(x) = 6x + 5$ , and this derivative is defined for all real numbers, hence  $f$  is differentiable everywhere. It seems appropriate to also conclude that  $f$  is differentiable on closed intervals, like  $[0, 1]$ , as well. After all,  $f'(x)$  is defined at both  $x = 0$  and  $x = 1$ .

Secondly, consider  $f(x) = \sqrt{x}$ . The domain of  $f$  is  $[0, \infty)$ . Is  $f$  differentiable on its domain — specifically, is  $f$  differentiable at 0? (We'll consider this in the next example.)

Finally, in later sections, having the derivative defined on closed intervals will prove useful. One such place is [Section 7.4](#) where the derivative plays a role in measuring the length of a curve.

After a formal definition of differentiability on a closed interval, we explore the concept in an example.

**Definition 2.1.33 Differentiability on a Closed Interval.**

Let  $f$  be continuous on  $[a, b]$  and differentiable on  $(a, b)$ . If the one-sided limits

$$\lim_{h \rightarrow 0^+} \frac{f(a+h) - f(a)}{h} \quad \lim_{h \rightarrow 0^-} \frac{f(b+h) - f(b)}{h}$$

exist, then we say  $f$  is differentiable on  $[a, b]$ .

For all the functions  $f$  in this text, we can determine differentiability on  $[a, b]$  by considering the limits  $\lim_{x \rightarrow a^+} f'(x)$  and  $\lim_{x \rightarrow b^-} f'(x)$ . This is often easier to evaluate than the limit of the difference quotient.

**Example 2.1.34 Differentiability at an endpoint.**

Consider  $f(x) = \sqrt{x} = x^{1/2}$  and  $g(x) = \sqrt{x^3} = x^{3/2}$ . The domain of each function is  $[0, \infty)$ . It can be shown that each is differentiable on  $(0, \infty)$ ; determine the differentiability of each at  $x = 0$ .

**Solution.** We start by considering  $f$  and take the right-hand limit of the difference quotient:

$$\begin{aligned} \lim_{h \rightarrow 0^+} \frac{f(a+h) - f(a)}{h} &= \lim_{h \rightarrow 0^+} \frac{\sqrt{0+h} - \sqrt{0}}{h} \\ &= \lim_{h \rightarrow 0^+} \frac{\sqrt{h}}{h} \\ &= \lim_{h \rightarrow 0^+} \frac{1}{h^{1/2}} = \infty. \end{aligned}$$

The one-sided limit of the difference quotient does not exist at  $x = 0$  for  $f$ ; therefore  $f$  is differentiable on  $(0, \infty)$  and not differentiable on  $[0, \infty)$ .

We state (without proof) that  $f'(x) = 1/(2\sqrt{x})$ . Note that  $\lim_{x \rightarrow 0^+} f'(x) = \infty$ ; this limit was easier to evaluate than the limit of the difference quotient, though it required us to already know the derivative of  $f$ .

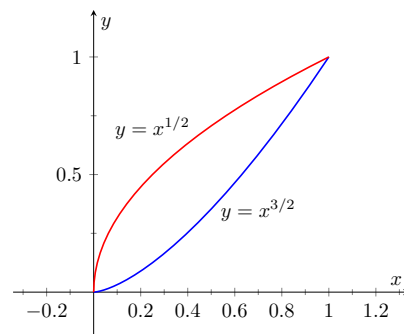
Now consider  $g$ :

$$\begin{aligned}\lim_{h \rightarrow 0^+} \frac{g(a+h) - g(a)}{h} &= \lim_{h \rightarrow 0^+} \frac{\sqrt{(0+h)^3} - \sqrt{0}}{h} \\ &= \lim_{h \rightarrow 0^+} \frac{h^{3/2}}{h} \\ &= \lim_{h \rightarrow 0^+} h^{1/2} = 0.\end{aligned}$$

As the one-sided limit exists at  $x = 0$ , we conclude  $g$  is differentiable on its domain of  $[0, \infty)$ .

We state (without proof) that  $g'(x) = 3\sqrt{x}/2$ . Note that  $\lim_{x \rightarrow 0^+} g'(x) = 0$ ; again, this limit is easier to evaluate than the limit of the difference quotient.

The two functions are graphed in Figure 2.1.35. Note how  $f(x) = \sqrt{x}$  seems to “go vertical” as  $x$  approaches 0, implying the slopes of its tangent lines are growing toward infinity. Also note how the slopes of the tangent lines to  $g(x) = \sqrt{x^3}$  approach 0 as  $x$  approaches 0.



**Figure 2.1.35** A graph of  $y = x^{1/2}$  and  $y = x^{3/2}$  in Example 2.1.34

Most calculus textbooks omit this topic and simply avoid specific cases where it could be applied. We choose in this text to not make use of the topic unless it is “needed.” Many theorems in later sections require a function  $f$  to be differentiable on an *open* interval  $I$ ; we could remove the word “open” and just use “. . . on an interval  $I$ ,” but choose to not do so in keeping with the current mathematical tradition. Our first use of differentiability on closed intervals comes in Chapter 7, where we measure the lengths of curves.

This section defined the derivative; in some sense, it answers the question of “What is the derivative?” The next section addresses the question “What does the derivative *mean*?”

## 2.1.3 Exercises

## Terms and Concepts

1. (☐ True ☐ False) Let  $f$  be a position function. The average rate of change on  $[a, b]$  is the slope of the line through the points  $(a, f(a))$  and  $(b, f(b))$ .
2. (☐ True ☐ False) The definition of the derivative of a function at a point involves taking a limit.
3. In your own words, explain the difference between the average rate of change and instantaneous rate of change.
4. In your own words, explain the difference between Definitions 2.1.7 and Definition 2.1.19.
5. Let  $y = f(x)$ . Give three different notations equivalent to " $f'(x)$ ."
6. If two lines are perpendicular, what is true of their slopes?

## Problems

**Exercise Group.** Use the definition of the derivative to compute the derivative of the given function.

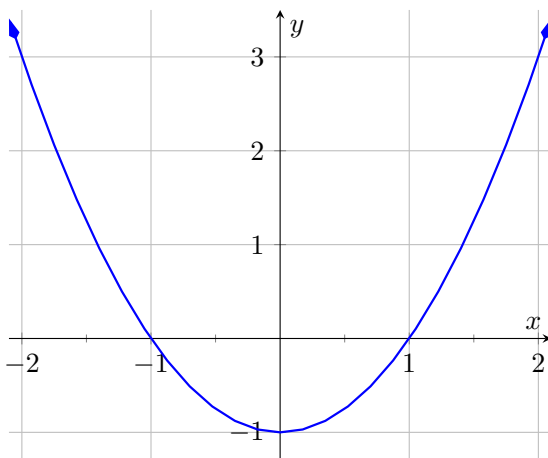
- |                          |                            |
|--------------------------|----------------------------|
| 7. $f(x) = 6$            | 8. $f(x) = 2x$             |
| 9. $f(t) = 4 - 3t$       | 10. $g(x) = x^2$           |
| 11. $h(x) = x^3$         | 12. $f(x) = 3x^2 - x + 4$  |
| 13. $r(x) = \frac{1}{x}$ | 14. $r(s) = \frac{1}{s-2}$ |

**Exercise Group.** A function and an  $x$ -value are given. (Note: these functions are the same as those given in Exercises 7–14.) Give the equations of the tangent line and the normal line at that  $x$ -value.

- |                                      |                                       |
|--------------------------------------|---------------------------------------|
| 15. $f(x) = 6$ at $x = -2$           | 16. $f(x) = 2x$ at $x = 3$            |
| 17. $f(x) = 4 - 3x$ at $x = 7$       | 18. $g(x) = x^2$ at $x = 2$           |
| 19. $h(x) = x^3$ at $x = 4$          | 20. $f(x) = 3x^2 - x + 4$ at $x = -1$ |
| 21. $r(x) = \frac{1}{x}$ at $x = -2$ | 22. $r(x) = \frac{1}{x-2}$ at $x = 3$ |

**Exercise Group.** A function  $f$  and an  $x$ -value  $a$  are given. Approximate the equation of the tangent line to the graph of  $f$  at  $x = a$  by numerically approximating  $f'(a)$ , using  $h = 0.1$ .

- |  |   |
|--|---|
| 23. $f(x) = x^2 - 2x + 5$ and $a = -2$ | 24. $f(x) = -\frac{10}{x+8}$ and $a = -9$ |
| 25. $f(x) = e^x$ and $a = -4$          | 26. $f(x) = \cos(x)$ and $a = 0$          |
27. The graph of  $f(x) = x^2 - 1$  is shown.

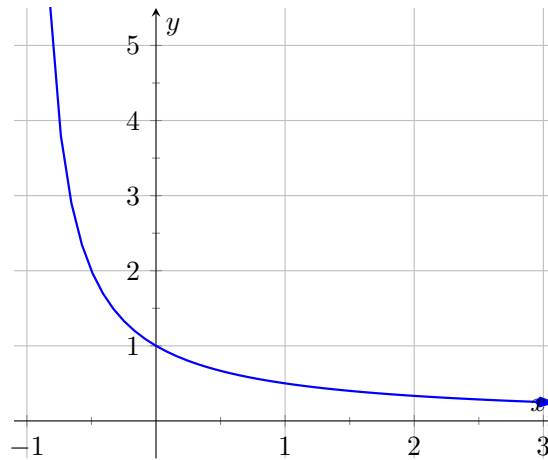


- (a) Use the graph to approximate the slope of the tangent line to  $f$  at  $(-1, 0)$ ,  $(0, -1)$ , and  $(2, 3)$ .

(b) Using the definition of the derivative, find  $f'(x)$ .

(c) Use the derivative to find the slope of the tangent line at the points  $(-1, 0)$ ,  $(0, -1)$  and  $(2, 3)$ .

28. The graph of  $f(x) = \frac{1}{x+1}$  is shown.



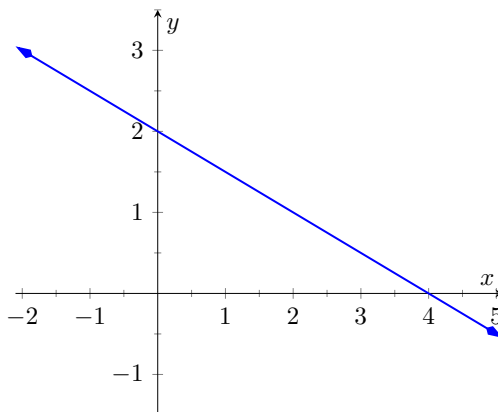
(a) Use the graph to approximate the slope of the tangent line to  $f$  at  $(0, 1)$  and  $(1, 0.5)$ .

(b) Using the definition of the derivative, find  $f'(x)$ .

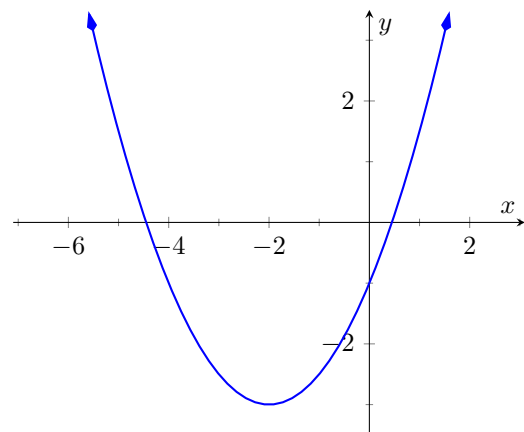
(c) Use the derivative to find the slope of the tangent line at the points  $(0, 1)$  and  $(1, 0.5)$ .

**Exercise Group.** A graph of a function  $f(x)$  is given. Using the graph, sketch  $f'(x)$ .

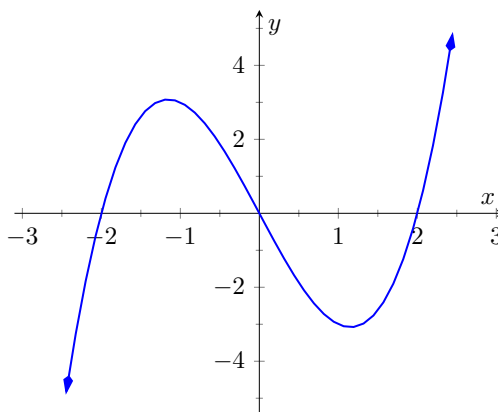
29.



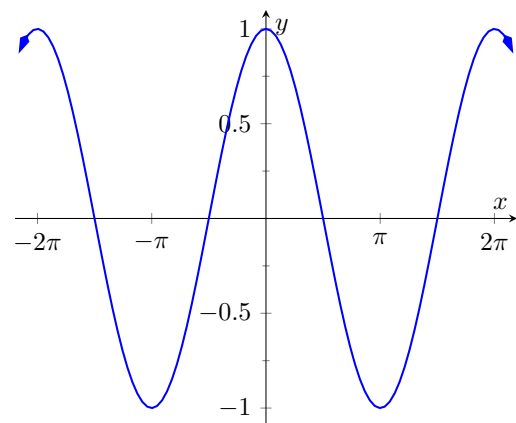
30.



31.



32.



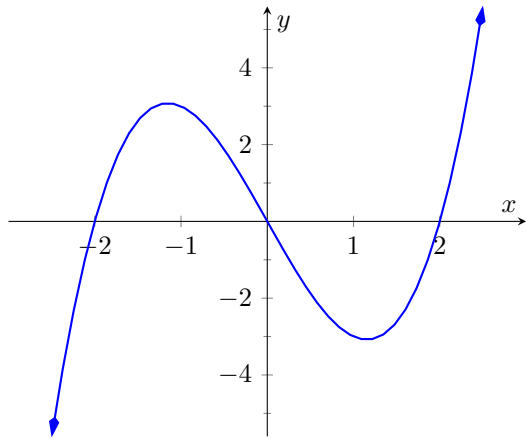
**Exercise Group.** Use the graph of the function to answer the following questions.

(a) Where is  $g(x) > 0$ ?

(b) Where is  $g(x) < 0$ ?

(c) Where is  $g(x) = 0$ ?

33.

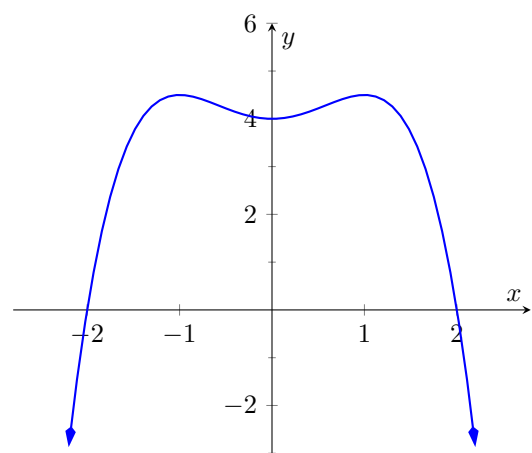


(d) Where is  $g'(x) < 0$ ?

(e) Where is  $g'(x) > 0$ ?

(f) Where is  $g'(x) = 0$ ?

34.



**Exercise Group.** A function  $f(x)$  is given, along with its domain and derivative. Determine if  $f(x)$  is differentiable on its domain.

35.  $f(x) = \sqrt{x^5(1-x)}$ , domain is  $[0, 1]$ ,  $f'(x) = \frac{(5-6x)x^{3/2}}{2\sqrt{1-x}}$   
☐ yes   ☐ no

36.  $f(x) = \cos(\sqrt{x})$ , domain is  $[0, \infty)$ ,  $f'(x) = -\frac{\sin(\sqrt{x})}{2\sqrt{x}}$   
☐ yes   ☐ no

## 2.2 Interpretations of the Derivative

Section 2.1 defined the derivative of a function and gave examples of how to compute it using its definition (i.e., using limits). The section also started with a brief motivation for this definition, that is, finding the instantaneous velocity of a falling object given its position function. Section 2.3 will give us more accessible tools for computing the derivative; tools that are easier to use than repeated use of limits.

This section falls in between the “What is the definition of the derivative?” and “How do I compute the derivative?” sections. Here we are concerned with “What does the derivative mean?”, or perhaps, when read with the right emphasis, “What is the derivative?” We offer two interconnected interpretations of the derivative, hopefully explaining why we care about it and why it is worthy of study.

### 2.2.1 Interpretation of the Derivative as Instantaneous Rate of Change

Section 2.1 started with an example of using the position of an object (in this case, a falling amusement park rider) to find the object’s velocity. This type of example is often used when introducing the derivative because we tend to readily recognize that velocity is the *instantaneous rate of change in position*. In general, if  $f$  is a function of  $x$ , then  $f'(x)$  measures the instantaneous rate of change of  $f$  with respect to  $x$ . Put another way, the derivative answers “When  $x$  changes, at what rate does  $f$  change?” Thinking back to the amusement park ride, we asked “When time changed, at what rate did the height change?” and found the answer to be “By  $-64$  feet per second.”

Now imagine driving a car and looking at the speedometer, which reads “60 mph.” Five minutes later, you wonder how far you have traveled. Certainly, lots of things could have happened in those 5 minutes; you could have intentionally sped up significantly, you might have come to a complete stop, you might have slowed to 20 mph as you passed through construction. But suppose that you know, as the driver, none of these things happened. You know you maintained a fairly consistent speed over those 5 minutes. What is a good approximation of the distance traveled?

One could argue the *only* good approximation, given the information provided, would be based on “distance = rate  $\times$  time.” In this case, we assume a constant rate of 60 mph with a time of 5 minutes or  $5/60$  of an hour. Hence we would approximate the distance traveled as 5 miles.

Referring back to the falling amusement park ride, knowing that at  $t = 2$  the velocity was  $-64$  ft/s, we could reasonably approximate that 1 second later the riders’ height would have dropped by about 64 feet. Knowing that the riders were *accelerating* as they fell would inform us that this is an *under-approximation*. If all we knew was that  $f(2) = 86$  and  $f'(2) = -64$ , we’d know that we’d have to stop the riders quickly otherwise they would hit the ground.

In both of these cases, we are using the instantaneous rate of change to predict future values of the output.

### 2.2.2 Units of the Derivative

It is useful to recognize the *units* of the derivative function. If  $y$  is a function of  $x$ , i.e.,  $y = f(x)$  for some function  $f$ , and  $y$  is measured in feet and  $x$  in seconds, then the units of  $y' = f'$  are “feet per second,” commonly written as “ft/s.” In general, if  $y$  is measured in units  $P$  and  $x$  is measured in units  $Q$ , then  $y'$  will be

measured in units “ $P$  per  $Q$ ”, or “ $P/Q$ .” Here we see the fraction-like behavior of the derivative in the notation: the units of  $\frac{dy}{dx}$  are  $\frac{\text{units of } y}{\text{units of } x}$ .

### Example 2.2.1 The meaning of the derivative: World Population.

Let  $P(t)$  represent the world population  $t$  minutes after 12:00 a.m., January 1, 2012. It is fairly accurate to say that  $P(0) = 7,028,734,178$  ([www.prb.org](http://www.prb.org)). It is also fairly accurate to state that  $P'(0) = 156$ ; that is, at midnight on January 1, 2012, the population of the world was growing by about 156 *people per minute* (note the units). Twenty days later (or 28,800 minutes later) we could reasonably assume the population grew by about  $28,800 \cdot 156 = 4,492,800$  people.

### Example 2.2.2 The meaning of the derivative: Manufacturing.

The term *widget* is an economic term for a generic unit of manufacturing output. Suppose a company produces widgets and knows that the market supports a price of \$10 per widget. Let  $P(n)$  give the profit, in dollars, earned by manufacturing and selling  $n$  widgets. The company likely cannot make a (positive) profit making just one widget; the start-up costs will likely exceed \$10. Mathematically, we would write this as  $P(1) < 0$ .

What do  $P(1000) = 500$  and  $P'(1000) = 0.25$  mean? Approximate  $P(1100)$ .

**Solution.** The equation  $P(1000) = 500$  means that selling 1000 widgets returns a profit of \$500. We interpret  $P'(1000) = 0.25$  as meaning that when we are selling 1000 widgets, the profit is increasing at rate of \$0.25 per widget (the units are “dollars per widget.”) Since we have no other information to use, our best approximation for  $P(1100)$  is:

$$\begin{aligned} P(1100) &\approx P(1000) + P'(1000) \times 100 \\ &= \$500 + (100 \text{ widgets}) \cdot \$0.25/\text{widget} \\ &= \$525. \end{aligned}$$

We approximate that selling 1100 widgets returns a profit of \$525.

The previous examples made use of an important approximation tool that we first used in our previous “driving a car at 60 mph” example at the beginning of this section. Five minutes after looking at the speedometer, our best approximation for distance traveled assumed the rate of change was constant. In [Examples 2.2.1](#) and [Example 2.2.2](#) we made similar approximations. We were given rate of change information which we used to approximate total change. Notationally, we would say that

$$f(c+h) \approx f(c) + f'(c) \cdot h.$$

This approximation is best when  $h$  is “small.” “Small” is a relative term; when dealing with the world population,  $h = 22 \text{ days} = 28,800 \text{ minutes}$  is small in comparison to years. When manufacturing widgets, 100 widgets is small when one plans to manufacture thousands.

## 2.2.3 The Derivative and Motion

One of the most fundamental applications of the derivative is the study of motion. Let  $s(t)$  be a position function, where  $t$  is time and  $s(t)$  is distance. For

instance,  $s$  could measure the height of a projectile or the distance an object has traveled.

Let  $s(t)$  measure the distance traveled, in feet, of an object after  $t$  seconds of travel. Then  $s'(t)$  has units “feet per second,” and  $s'(t)$  measures the *instantaneous rate of distance change with respect to time* — it measures *velocity*.

Now consider  $v(t)$ , a velocity function. That is, at time  $t$ ,  $v(t)$  gives the velocity of an object. The derivative of  $v$ ,  $v'(t)$ , gives the *instantaneous rate of velocity change with respect to time* — *acceleration*. (We often think of acceleration in terms of cars: a car may “go from 0 to 60 in 4.8 seconds.” This is an *average* acceleration, a measurement of how quickly the velocity changed.) If velocity is measured in feet per second, and time is measured in seconds, then the units of acceleration (i.e., the units of  $v'(t)$ ) are “feet per second per second,” or  $(\text{ft/s})/\text{s}$ . We often shorten this to “feet per second squared,” or  $\frac{\text{ft}}{\text{s}^2}$ , but this tends to obscure the meaning of the units.

Perhaps the most well known acceleration is that of gravity. In this text, we use  $g = 32 \text{ ft/s}^2$  or  $g = 9.8 \text{ m/s}^2$ . What do these numbers mean?

A constant acceleration of  $32 \frac{\text{ft}}{\text{s}^2}$  means that the velocity changes by  $32 \text{ ft/s}$  each second. For instance, let  $v(t)$  measure the velocity of a ball thrown straight up into the air, where  $v$  has units  $\text{ft/s}$  and  $t$  is measured in seconds. The ball will have a positive velocity while traveling upwards and a negative velocity while falling down. The acceleration is thus  $-32 \text{ ft/s}^2$ . If  $v(1) = 20 \text{ ft/s}$ , then 1 second later, the velocity will have decreased by  $32 \text{ ft/s}$ ; that is,  $v(2) = -12 \text{ ft/s}$ . We can continue:  $v(3) = -44 \text{ ft/s}$ . Working backward, we can also figure that  $v(0) = 52 \text{ ft/s}$ .

These ideas are so important we write them out as a Key Idea.

#### Key Idea 2.2.3 The Derivative and Motion.

1. Let  $s(t)$  be the position function of an object. Then  $s'(t) = v(t)$  is the velocity function of the object.
2. Let  $v(t)$  be the velocity function of an object. Then  $v'(t) = a(t)$  is the acceleration function of the object.

### 2.2.4 Interpretation of the Derivative as the Slope of the Tangent Line

We now consider the second interpretation of the derivative given in this section. This interpretation is not independent from the first by any means; many of the same concepts will be stressed, just from a slightly different perspective.

Given a function  $y = f(x)$ , the difference quotient  $\frac{f(c+h) - f(c)}{h}$  gives a change in  $y$  values divided by a change in  $x$  values; i.e., it is a measure of the “rise over run,” or “slope,” of the secant line that goes through two points on the graph of  $f$ :  $(c, f(c))$  and  $(c + h, f(c + h))$ . As  $h$  shrinks to 0, these two points come close together; in the limit we find  $f'(c)$ , the slope of a special line called the tangent line that intersects  $f$  only once near  $x = c$ .

Lines have a constant rate of change, their slope. Nonlinear functions do not have a constant rate of change, but we can measure their *instantaneous rate of change* at a given  $x$  value  $c$  by computing  $f'(c)$ . We can get an idea of how  $f$  is behaving by looking at the slopes of its tangent lines. We explore this idea in the following example.

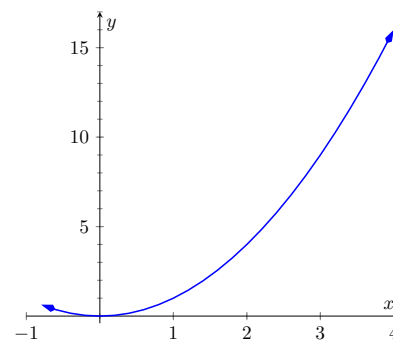
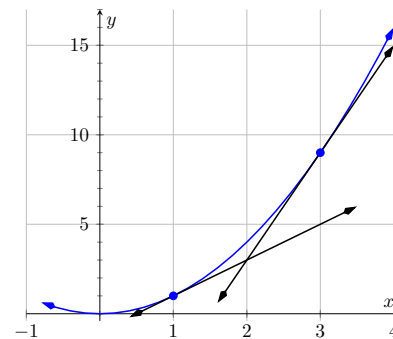
**Convention with  $s$ .** Using  $s(t)$  to represent position is a fairly common mathematical convention. It is also common to use  $s$  to represent arc length.



**Example 2.2.4 Understanding the derivative: the rate of change.**

Consider  $f(x) = x^2$  as shown in Figure 2.2.5. It is clear that at  $x = 3$  the function is growing faster than at  $x = 1$ , as it is steeper at  $x = 3$ . How much faster is it growing at 3 compared to 1?

**Solution.** We can answer this exactly (and quickly) after Section 2.3, where we learn to quickly compute derivatives. For now, we will answer graphically, by considering the slopes of the respective tangent lines. With practice, one can fairly effectively sketch tangent lines to a curve at a particular point. In Figure 2.2.6, we have sketched the tangent lines to  $f$  at  $x = 1$  and  $x = 3$ , along with a grid to help us measure the slopes of these lines. At  $x = 1$ , the slope is 2; at  $x = 3$ , the slope is 6. Thus we can say not only is  $f$  growing faster at  $x = 3$  than at  $x = 1$ , it is growing *three times as fast*.

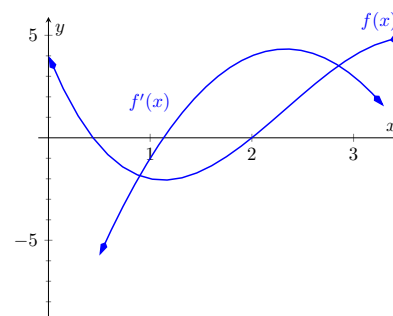
Figure 2.2.5 A graph of  $f(x) = x^2$ Figure 2.2.6 A graph of  $f(x) = x^2$  and tangent lines at  $x = 1$  and  $x = 3$ **Example 2.2.7 Understanding the graph of the derivative.**

Consider the graph of  $f(x)$  and its derivative,  $f'(x)$ , in Figure 2.2.8. Use these graphs to find the slopes of the tangent lines to the graph of  $f$  at  $x = 1$ ,  $x = 2$ , and  $x = 3$ .

**Solution.** To find the appropriate slopes of tangent lines to the graph of  $f$ , we need to look at the corresponding values of  $f'$ .

- The slope of the tangent line to  $f$  at  $x = 1$  is  $f'(1)$ ; this looks to be about  $-1$ .
- The slope of the tangent line to  $f$  at  $x = 2$  is  $f'(2)$ ; this looks to be about 4.
- The slope of the tangent line to  $f$  at  $x = 3$  is  $f'(3)$ ; this looks to be about 3.

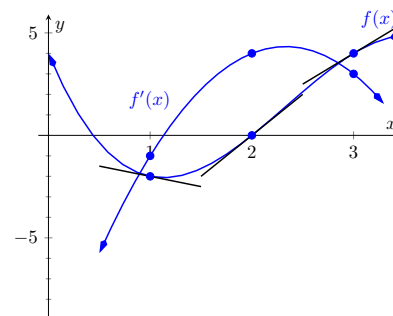
Using these slopes, tangent line segments to  $f$  are sketched in Figure 2.2.9. Included on the graph of  $f'$  in this figure are points where  $x = 1$ ,  $x = 2$  and  $x = 3$  to help better visualize the  $y$  value of  $f'$  at those points.

Figure 2.2.8 Graphs of  $f$  and  $f'$  in Example 2.2.7**Example 2.2.10 Approximation with the derivative.**

Consider again the graph of  $f(x)$  and its derivative  $f'(x)$  in Example 2.2.7. Use the tangent line to  $f$  at  $x = 3$  to approximate the value of  $f(3.1)$ .

**Solution.** Figure 2.2.11 shows the graph of  $f$  along with its tangent line, zoomed in at  $x = 3$ . Notice that near  $x = 3$ , the tangent line makes an excellent approximation of  $f$ . Since lines are easy to deal with, often it works well to approximate a function with its tangent line. (This is especially true when you don't actually know much about the function at hand, as we don't in this example.)

While the tangent line to  $f$  was drawn in Example 2.2.7, it was not explicitly computed. Recall that the tangent line to  $f$  at  $x = c$  is  $y = f'(c)(x - c) + f(c)$ . While  $f$  is not explicitly given, by the graph it looks like  $f(3) = 4$ . Recalling that  $f'(3) = 3$ , we can compute the tangent line to be approximately  $y = 3(x - 3) + 4$ . It is often useful to

Figure 2.2.9 Graphs of  $f$  and  $f'$  in Example 2.2.7

leave the tangent line in point-slope form.

To use the tangent line to approximate  $f(3.1)$ , we simply evaluate  $y$  at 3.1 instead of  $f$ .

$$\begin{aligned} f(3.1) &\approx y(3.1) \\ &= 3(3.1 - 3) + 4 \\ &= 0.1 \cdot 3 + 4 \\ &= 4.3. \end{aligned}$$

We approximate  $f(3.1) \approx 4.3$ .

To demonstrate the accuracy of the tangent line approximation, we now state that in [Example 2.2.10](#),  $f(x) = -x^3 + 7x^2 - 12x + 4$ . We can evaluate  $f(3.1) = 4.279$ . Had we known  $f$  all along, certainly we could have just made this computation. In reality, we often only know two things:

1. what  $f(c)$  is, for some value of  $c$ , and
2. what  $f'(c)$  is.

For instance, we can easily observe the location of an object and its instantaneous velocity at a particular point in time. We do not have a “function  $f$ ” for the location, just an observation. This is enough to create an approximating function for  $f$ .

This last example has a direct connection to our approximation method explained above after [Example 2.2.2](#). We stated there that

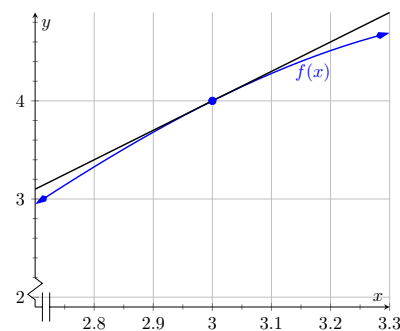
$$f(c + h) \approx f(c) + f'(c) \cdot h.$$

If we know  $f(c)$  and  $f'(c)$  for some value  $x = c$ , then computing the tangent line at  $(c, f(c))$  is easy:  $y(x) = f'(c)(x - c) + f(c)$ . In [Example 2.2.10](#), we used the tangent line to approximate a value of  $f$ . Let’s use the tangent line at  $x = c$  to approximate a value of  $f$  near  $x = c$ ; i.e., compute  $y(c + h)$  to approximate  $f(c + h)$ , assuming again that  $h$  is “small.” Note:

$$\begin{aligned} y(c + h) &= f'(c)((c + h) - c) + f(c) \\ &= f'(c) \cdot h + f(c). \end{aligned}$$

This is the exact same approximation method used above! Not only does it make intuitive sense, as explained above, it makes analytical sense, as this approximation method is simply using a tangent line to approximate a function’s value.

The importance of understanding the derivative cannot be understated. When  $f$  is a function of  $x$ ,  $f'(x)$  measures the instantaneous rate of change of  $f$  with respect to  $x$  and gives the slope of the tangent line to  $f$  at  $x$ .



**Figure 2.2.11** Zooming in on  $f$  and its tangent line at  $x = 3$  for the function given in [Examples 2.2.7](#) and [Example 2.2.10](#)

## 2.2.5 Exercises

### Terms and Concepts

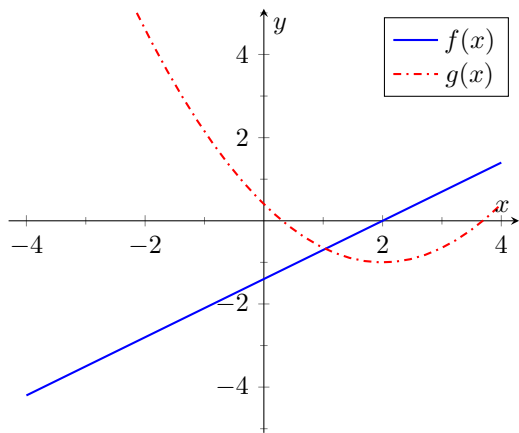
1. What is the instantaneous rate of change of position called?
2. Given a function  $y = f(x)$ , in your own words describe how to find the units of  $f'(x)$ .
3. What functions have a constant rate of change?

### Problems

4. Given  $f(4) = 18$  and  $f'(4) = 2$ , approximate  $f(5)$ .
5. Given  $P(100) = -19$  and  $P'(100) = -7$ , approximate  $P(110)$ .
6. Given  $z(60) = 106$  and  $z'(60) = 3$ , approximate  $z(55)$ .
7. Knowing  $f(10) = 25$  and  $f'(10) = 5$  and the methods described in this section, which approximation is likely to be most accurate? ( $\square f(10.1)$   $\square f(11)$   $\square f(20)$ )
8. Given  $f(8) = 43$  and  $f(9) = 41$ , approximate  $f'(8)$ .
9. Given  $H(5) = 12$  and  $H(8) = 33$ , approximate  $H'(5)$ .
10. Let  $V(x)$  measure the volume, in decibels, measured inside a restaurant with  $x$  customers. What are the units of  $V'(x)$ ?
11. Let  $v(t)$  measure the velocity, in ft/s, of a car moving in a straight line  $t$  seconds after starting. What are the units of  $v'(t)$ ?
12. The height  $H$ , in feet, of a river is recorded  $t$  hours after midnight, April 1. What are the units of  $H'(t)$ ?
13.  $P$  is the profit, in thousands of dollars, of producing and selling  $c$  cars.
  - (a) What are the units of  $P'(c)$ ?
  - (b) What is likely true of  $P(0)$ ?
14.  $T$  is the temperature in degrees Fahrenheit,  $h$  hours after midnight on July 4 in Sidney, NE.
  - (a) What are the units of  $T'(h)$ ?
  - (b) Is  $T'(8)$  likely greater than or less than 0? Why?
  - (c) Is  $T(8)$  likely greater than or less than 0? Why?

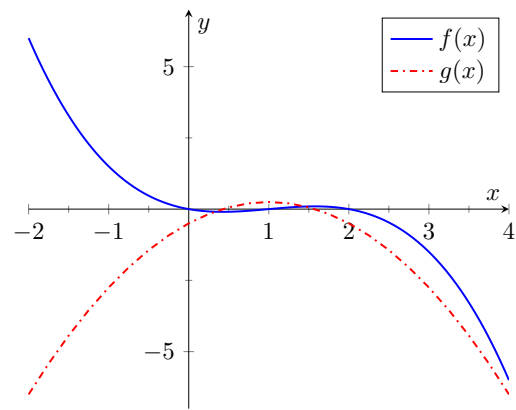
**Exercise Group.** Graphs of functions  $f$  and  $g$  are given. Identify which function is the derivative of the other.

15.



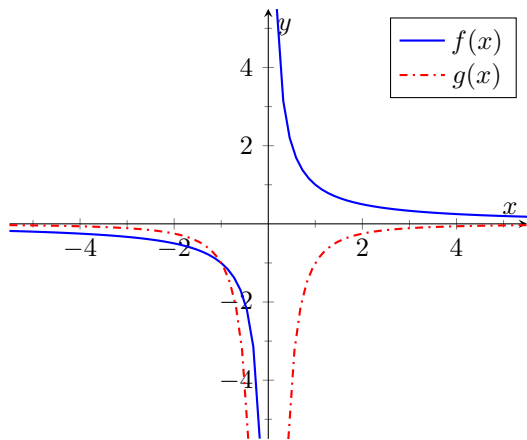
- $f$  is the derivative of  $g$ .
- $g$  is the derivative of  $f$ .

16.



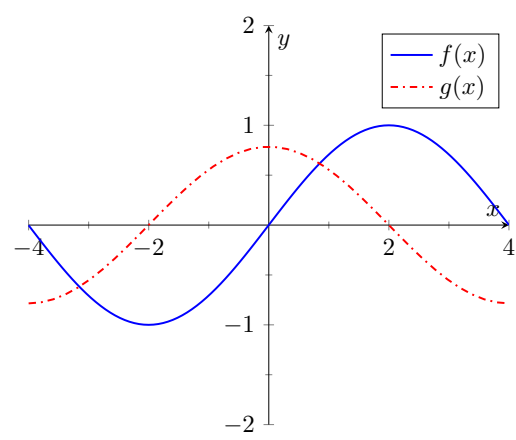
- $f$  is the derivative of  $g$ .
- $g$  is the derivative of  $f$ .

17.



- $f$  is the derivative of  $g$ .
- $g$  is the derivative of  $f$ .

18.



- $f$  is the derivative of  $g$ .
- $g$  is the derivative of  $f$ .

## 2.3 Basic Differentiation Rules

The derivative is a powerful tool but is admittedly awkward given its reliance on limits. Fortunately, one thing mathematicians are good at is *abstraction*. For instance, instead of continually finding derivatives at a point, we abstracted and found the derivative function.

Let's practice abstraction on linear functions,  $y = mx + b$ . What is  $y'$ ? Without limits, recognize that linear functions are characterized by being functions with a constant rate of change (the slope). The derivative,  $y'$ , gives the instantaneous rate of change; with a linear function, this is constant,  $m$ . Thus  $y' = m$ .

Let's abstract once more. Let's find the derivative of the general quadratic function,  $f(x) = ax^2 + bx + c$ . Using the definition of the derivative, we have:

$$\begin{aligned} f'(x) &= \lim_{h \rightarrow 0} \frac{a(x+h)^2 + b(x+h) + c - (ax^2 + bx + c)}{h} \\ &= \lim_{h \rightarrow 0} \frac{ax^2 + 2ahx + ah^2 + bx + bh + c - ax^2 - bx - c}{h} \\ &= \lim_{h \rightarrow 0} \frac{ah^2 + 2ahx + bh}{h} \\ &= \lim_{h \rightarrow 0} ah + 2ax + b \\ &= 2ax + b. \end{aligned}$$

So if  $y = 6x^2 + 11x - 13$ , we can immediately compute  $y' = 12x + 11$ .

In this section (and in some sections to follow) we will learn some of what mathematicians have already discovered about the derivatives of certain functions and how derivatives interact with arithmetic operations. We start with a theorem.

### Theorem 2.3.1 Derivatives of Common Functions.

<b>Constant Rule</b>	$\frac{d}{dx}(c) = 0$ , where $c$ is a constant.
<b>Power Rule</b>	$\frac{d}{dx}(x^n) = nx^{n-1}$ , where $n$ is an integer, $n > 0$ .
<b>Other common functions</b>	$\frac{d}{dx}(\sin(x)) = \cos(x)$ $\frac{d}{dx}(\cos(x)) = -\sin(x)$ $\frac{d}{dx}(e^x) = e^x$ $\frac{d}{dx}(\ln(x)) = \frac{1}{x}$ , for $x > 0$ .

This theorem starts by stating an intuitive fact: constant functions have zero rate of change as they are *constant*. Therefore their derivative is 0 (they change at the rate of 0). The theorem then states some fairly amazing things. The **Power Rule** states that the derivatives of Power Functions (of the form  $y = x^n$ ) are very straightforward: multiply by the power, then subtract 1 from the power. We see something incredible about the function  $y = e^x$ : it is its own derivative. We also see a new connection between the sine and cosine functions.

One special case of the **Power Rule** is when  $n = 1$ , i.e., when  $f(x) = x$ . What is  $f'(x)$ ? According to the **Power Rule**,

$$f'(x) = \frac{d}{dx}(x) = \frac{d}{dx}(x^1) = 1 \cdot x^0 = 1.$$

In words, we are asking "At what rate does  $f$  change with respect to  $x$ ?" Since  $f$  is  $x$ , we are asking "At what rate does  $x$  change with respect to  $x$ ?"



[youtu.be/watch?v=wPJ8-zKc1n0](https://youtu.be/watch?v=wPJ8-zKc1n0)

Figure 2.3.2 Video explanation of Theorem 2.3.1

The answer is: 1. They change at the same rate. We can also interpret the derivative as the slope of the tangent line to the function at a point  $(c, f(c))$ . Since  $f(x) = x$  is a linear function with constant slope 1, we can say that the derivative of  $f(x) = x$  is  $f'(x) = 1$ .

**Theorem 2.3.1** states that the natural exponential function has a remarkable property: it is equal to its own derivative! The video in [Figure 2.3.3](#) explains why this is the case.

Let's practice using this theorem.

**Example 2.3.4 Using common derivative rules to find, and use, derivatives.**

Let  $f(x) = x^3$ .

1. Find  $f'(x)$ .
2. Find the equation of the line tangent to the graph of  $f$  at  $x = -1$ .
3. Use the tangent line to approximate  $(-1.1)^3$ .
4. Sketch  $f$ ,  $f'$  and the tangent line from [Item 2](#) on the same axis.

**Solution.**

1. The [Power Rule](#) states that if  $f(x) = x^3$ , then  $f'(x) = 3x^2$ .
2. To find the equation of the line tangent to the graph of  $f$  at  $x = -1$ , we need a point and the slope. The point is  $(-1, f(-1)) = (-1, -1)$ . The slope is  $f'(-1) = 3$ . Thus the tangent line has equation  $y = 3(x - (-1)) + (-1) = 3x + 2$ .
3. We can use the tangent line to approximate  $(-1.1)^3$  since  $-1.1$  is close to  $-1$ . We have

$$(-1.1)^3 \approx 3(-1.1) + 2 = -1.3.$$

We can easily find the actual value:  $(-1.1)^3 = -1.331$ .

4. See [Figure 2.3.5](#).

**Theorem 2.3.1** gives useful information, but we will need much more. For instance, using the theorem, we can easily find the derivative of  $y = x^3$ , but it does not tell how to compute the derivative of  $y = 2x^3$ ,  $y = x^3 + \sin(x)$  nor  $y = x^3 \sin(x)$ . The following theorem helps with the first two of these examples (the third is answered in the next section).

**Theorem 2.3.6 Properties of the Derivative.**

Let  $f$  and  $g$  be differentiable on an open interval  $I$  and let  $c$  be a real number. Then:

**Sum/Difference Rule**

$$\begin{aligned} \frac{d}{dx}(f(x) \pm g(x)) &= \frac{d}{dx}(f(x)) \pm \frac{d}{dx}(g(x)) \\ &= f'(x) \pm g'(x) \end{aligned}$$



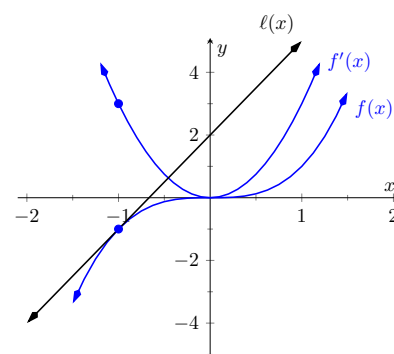
[youtu.be/watch?v=ipKTEdQFBjw](https://youtu.be/watch?v=ipKTEdQFBjw)

**Figure 2.3.3** Determining the derivative of  $f(x) = e^x$

**Video solution**



[youtu.be/watch?v=lyAEJSmSr-A](https://youtu.be/watch?v=lyAEJSmSr-A)



**Figure 2.3.5** A graph of  $f(x) = x^3$ , along with its derivative  $f'(x) = 3x^2$  and its tangent line at  $x = -1$

**Constant Multiple Rule**

$$\begin{aligned}\frac{d}{dx}(c \cdot f(x)) &= c \cdot \frac{d}{dx}(f(x)) \\ &= c \cdot f'(x).\end{aligned}$$



[youtu.be/watch?v=Hr0sQcVhQ9A](https://youtu.be/watch?v=Hr0sQcVhQ9A)

**Figure 2.3.7** Video presentation of Theorem 2.3.6

While we will be mainly focused on *using* these rules, it can also be interesting to see where they come from. Fortunately, it is not too difficult to establish these rules using the definition of the derivative. The video in Figure 2.3.8 shows why the sum rule is true.

Theorem 2.3.6 allows us to find the derivatives of a wide variety of functions. It can be used in conjunction with the Power Rule to find the derivatives of any polynomial. Recall in Example 2.1.22 that we found, using the limit definition, the derivative of  $f(x) = 3x^2 + 5x - 7$ . We can now find its derivative without expressly using limits:

$$\begin{aligned}\frac{d}{dx}(3x^2 + 5x - 7) &= 3\frac{d}{dx}(x^2) + 5\frac{d}{dx}(x) - \frac{d}{dx}(7) \\ &= 3 \cdot 2x + 5 \cdot 1 - 0 \\ &= 6x + 5.\end{aligned}$$



[youtu.be/watch?v=nVVpyilxZTw](https://youtu.be/watch?v=nVVpyilxZTw)

**Figure 2.3.8** Proving the sum rule

We were a bit pedantic here, showing every step. Normally we would do all the arithmetic and steps in our head and readily find  $\frac{d}{dx}(3x^2 + 5x + 7) = 6x + 5$ .

**Example 2.3.9 Using the tangent line to approximate a function value.**

Let  $f(x) = \sin(x) + 2x + 1$ . Approximate  $f(3)$  using an appropriate tangent line.

**Solution.** This problem is intentionally ambiguous; we are to *approximate* using an *appropriate* tangent line. How good of an approximation are we seeking? What does “appropriate” mean?

In the “real world,” people solving problems deal with these issues all time. One must make a judgment using whatever seems reasonable. In this example, the actual answer is  $f(3) = \sin(3) + 7$ , where the real problem spot is  $\sin(3)$ . What is  $\sin(3)$ ?

Since 3 is close to  $\pi$ , we can assume  $\sin(3) \approx \sin(\pi) = 0$ . Thus one guess is  $f(3) \approx 7$ . Can we do better? Let’s use a tangent line as instructed and examine the results; it seems best to find the tangent line at  $x = \pi$ .

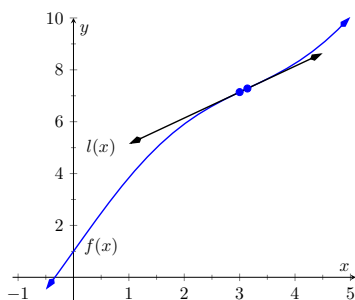
Using Theorem 2.3.1 we find  $f'(x) = \cos(x) + 2$ . The slope of the tangent line is thus  $f'(\pi) = \cos(\pi) + 2 = 1$ . Also,  $f(\pi) = 2\pi + 1 \approx 7.28$ . So the tangent line to the graph of  $f$  at  $x = \pi$  is  $y = 1(x - \pi) + 2\pi + 1 = x + \pi + 1 \approx x + 4.14$ . Evaluated at  $x = 3$ , our tangent line gives  $y = 3 + 4.14 = 7.14$ . Using the tangent line, our final approximation is that  $f(3) \approx 7.14$ .

Using a calculator, we get an answer accurate to four places after the decimal:  $f(3) = 7.1411$ . Our initial guess was 7; our tangent line approximation was more accurate, at 7.14.

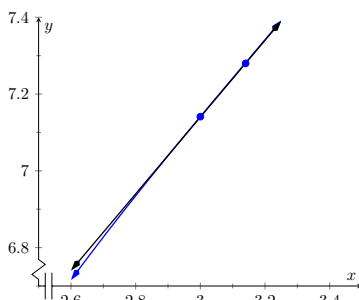
The point is not “Here’s a cool way to do some math without a calculator.” Sure, that might be handy sometime, but your phone could probably give you the answer. Rather, the point is to say that tangent lines are a good way of approximating, and many scientists, engineers and

mathematicians often face problems too hard to solve directly. So they approximate.

The graphs in Figure 2.3.10 shows the graph of the function  $f(x)$  along with the tangent line constructed at  $x = \pi$ . The graph in Figure 2.3.11 shows the same tangent line and function. Once zoomed in, you can barely distinguish the tangent line from the function. This indicates that the tangent line is a good approximation of the function so long as we are near the point of tangency.



**Figure 2.3.10** A graph of  $f(x) = \sin(x) + 2x + 1$  along with its tangent line approximation at  $x = \pi$



**Figure 2.3.11** A graph of  $f(x) = \sin(x) + 2x + 1$  along with its tangent line approximation at  $x = \pi$ , zoomed in

### 2.3.1 Higher Order Derivatives

The derivative of a function  $f$  is itself a function, therefore we can take its derivative. The following definition gives a name to this concept and introduces its notation.

#### Definition 2.3.12 Higher Order Derivatives.

Let  $y = f(x)$  be a differentiable function on  $I$ . The following are defined, provided the corresponding limits exist.

1. The *second derivative* of  $f$  is:

$$f''(x) = \frac{d}{dx}(f'(x)) = \frac{d}{dx}\left(\frac{dy}{dx}\right) = \frac{d^2y}{dx^2} = y''.$$

2. The *third derivative* of  $f$  is:

$$f'''(x) = \frac{d}{dx}(f''(x)) = \frac{d}{dx}\left(\frac{d^2y}{dx^2}\right) = \frac{d^3y}{dx^3} = y'''.$$

3. The  *$n$ th derivative* of  $f$  is:

$$f^{(n)}(x) = \frac{d}{dx}(f^{(n-1)}(x)) = \frac{d}{dx}\left(\frac{d^{n-1}y}{dx^{n-1}}\right) = \frac{d^ny}{dx^n} = y^{(n)}.$$

In general, when finding the fourth derivative and on, we resort to the  $f^{(4)}(x)$  notation, not  $f''''(x)$ ; after a while, too many ticks is confusing.

Let's practice using this new concept.

#### Video solution



[youtu.be/watch?v=a0hsWtT74jM](https://youtu.be/watch?v=a0hsWtT74jM)

Note: The second derivative notation could be written as

$$\frac{d^2y}{dx^2} = \frac{d^2y}{(dx)^2} = \frac{d^2}{(dx)^2}(y).$$

That is, we take the derivative of  $y$  twice (hence  $d^2$ ), both times with respect to  $x$  (hence  $(dx)^2 = dx^2$ ).

#### Higher Order Derivative Caveat.

Definition 2.3.12 comes with the caveat “Where the corresponding limits exist.” With  $f$  differentiable on  $I$ , it is possible that  $f'$  is not differentiable on all of  $I$ , and so on.



[youtu.be/watch?v=usabSpUh65w](https://youtu.be/watch?v=usabSpUh65w)

**Figure 2.3.13** Video explanation of Definition 2.3.12



**Example 2.3.14 Finding higher order derivatives.**

Find the first four derivatives of the following functions:

$$1. f(x) = 4x^2 \qquad 2. f(x) = \sin(x) \qquad 3. f(x) = 5e^x$$

**Solution.**

1. Using the Power and Constant Multiple Rules, we have:  $f'(x) = 8x$ . Continuing on, we have

$$f''(x) = \frac{d}{dx}(8x) = 8 \qquad f'''(x) = 0 \qquad f^{(4)}(x) = 0.$$

Notice how all successive derivatives will also be 0.

2. We employ [Theorem 2.3.1](#) repeatedly.

$$\begin{aligned} f'(x) &= \cos(x) & f'''(x) &= -\cos(x) \\ f''(x) &= -\sin(x) & f^{(4)}(x) &= \sin(x) \end{aligned}$$

Note how we have come right back to  $f(x)$  again. (Can you quickly figure what  $f^{(23)}(x)$  is?)

3. Employing [Theorem 2.3.1](#) and the Constant Multiple Rule, we can see that

$$f'(x) = f''(x) = f'''(x) = f^{(4)}(x) = 5e^x.$$

**Video solution**

[youtu.be/watch?v=nF2-lrvHmqc](https://youtu.be/watch?v=nF2-lrvHmqc)

**2.3.2 Interpreting Higher Order Derivatives**

What do higher order derivatives *mean*? What is the practical interpretation?

Our first answer is a bit wordy, but is technically correct and beneficial to understand. That is,

The second derivative of a function  $f$  is the rate of change of the rate of change of  $f$ .

One way to grasp this concept is to let  $f$  describe a position function. Then, as stated in [Key Idea 2.2.3](#),  $f'$  describes the rate of position change: velocity. We now consider  $f''$ , which describes the rate of velocity change. Sports car enthusiasts talk of how fast a car can go from 0 to 60 mph; they are bragging about the *acceleration* of the car.

We started this chapter with amusement park riders free-falling with position function  $f(t) = -16t^2 + 150$ . It is easy to compute  $f'(t) = -32t$  ft/s and  $f''(t) = -32$  (ft/s)/s. We may recognize this latter constant; it is the acceleration due to gravity. In keeping with the unit notation introduced in the previous section, we say the units are “feet per second per second.” This is usually shortened to “feet per second squared,” written as “ft/s<sup>2</sup>.”

It can be difficult to consider the meaning of the third, and higher order, derivatives. The third derivative is “the rate of change of the rate of change of the rate of change of  $f$ .” That is essentially meaningless to the uninitiated. In the context of our position/velocity/acceleration example, the third derivative is the “rate of change of acceleration,” commonly referred to as “jerk.”

Make no mistake: higher order derivatives have great importance even if their practical interpretations are hard (or “impossible”) to understand. The mathematical topic of **series** makes extensive use of higher order derivatives.

### 2.3.3 Exercises

#### Terms and Concepts

1. What is the name of the rule which states that  $\frac{d}{dx}(x^n) = nx^{n-1}$ , where  $n > 0$  is an integer?
2. What is  $\frac{d}{dx}(\ln(x))$ ?
3. Give an example of a function  $f(x)$  where  $f'(x) = f(x)$ .
4. Give an example of a function  $f(x)$  where  $f'(x) = 0$ .
5. The derivative rules introduced in Section 2.3 explain how to compute the derivative of which of the following functions?
  - $\frac{3}{x^2}$
  - $3x^2 - x + 17$
  - $e^{x^2}$
  - $\sin(x) \cos(x)$
  - $\sqrt{x}$
  - $5 \ln(x)$
6. Explain in your own words how to find the third derivative of a function  $f(x)$ .
7. Give an example of a function where  $f'(x) \neq 0$  and  $f''(x) = 0$ .
8. Explain in your own words what the second derivative “means”.
9. If  $f(x)$  describes a position function, then  $f'(x)$  describes what kind of function? What kind of function is  $f''(x)$ ?
10. Let  $f(x)$  be a function measured in pounds (lb), where  $x$  is measured in feet (ft). What are the units of  $f''(x)$ ?

#### Problems

**Exercise Group.** Compute the derivative of the given function.

- |   |   |
|---|---|
| 11. $f(x) = -(7x^2 + 8x + 7)$                   | 12. $g(x) = 14x^2 - 16x^3 + 5x + 2$                                   |
| 13. $m(t) = 9t - (4t^5 + \frac{1}{4}t^3) - 6$   | 14. $f(\theta) = -(3 \sin(\theta) + 19 \cos(\theta))$                 |
| 15. $f(r) = 3e^r$                               | 16. $g(t) = 7t^3 - 5 \cos(t) - 2 \sin(t)$                             |
| 17. $f(x) = 6 \ln(x) + 9x$                      | 18. $p(s) = \frac{1}{4}s^4 + \frac{1}{3}s^3 + \frac{1}{2}s^2 + s + 1$ |
| 19. $h(t) = -(e^t + \sin(t) + \cos(t))$         | 20. $f(x) = \ln(3x^8)$  |
| 21. $f(t) = \ln(6) + e^6 + \sin(\frac{\pi}{2})$ | 22. $g(t) = (4 + 3t)^2$   |
| 23. $g(x) = (2x + 4)^3$                         | 24. $f(x) = (3 + x)^3$  |
| 25. $f(x) = (7 + 2x)^2$                         |   |
26. A property of logarithms is that  $\log_a(x) = \frac{\log_b(x)}{\log_b(a)}$ , for all bases  $a, b > 0, \neq 1$ .
- (a) Rewrite this identity when  $b = e$ , i.e., using  $\log_e(x) = \ln(x)$ , with  $a = 10$ .
  - (b) Use part (a) to find the derivative of  $y = \log_{10}(x)$ .
  - (c) Find the derivative of  $y = \log_a(x)$  for any  $a > 0, \neq 1$ .

**Exercise Group.** Compute the first four derivatives of the given function.

27.  $f(x) = x^9$

29.  $h(t) = -(4t^2 + 3t + e^t)$

31.  $f(\theta) = -(\sin(\theta) + \cos(\theta))$

28.  $g(x) = 8 \cos(x)$

30.  $p(\theta) = \theta^2 + \theta^8$

32.  $f(x) = 692$

**Exercise Group.** Find the equations of the tangent and normal lines to the graph of the function at the given point.

33.  $f(x) = x^3 + 8x$  at  $x = 2$

35.  $g(x) = \ln(x)$  at  $x = 1$

37.  $f(x) = -2 \cos(x)$  at  $x = \pi/6$

34.  $f(t) = e^t - 2$  at  $t = 0$

36.  $f(x) = 4 \sin(x)$  at  $x = \pi/6$

38.  $f(x) = 9 - 9x$  at  $x = -9$

## 2.4 The Product and Quotient Rules

Section 2.3 showed that, in some ways, derivatives behave nicely. The **Constant Multiple Rule** and **Sum/Difference Rule** established that the derivative of  $f(x) = 5x^2 + \sin(x)$  was not complicated. We neglected computing the derivative of things like  $g(x) = 5x^2 \sin(x)$  and  $h(x) = \frac{5x^2}{\sin(x)}$  on purpose; their derivatives are not as straightforward. (If you had to guess what their respective derivatives are, you would probably guess wrong.) For these, we need the Product and Quotient Rules, respectively, which are defined in this section. We begin with the Product Rule.

### Theorem 2.4.2 Product Rule.

Let  $f$  and  $g$  be differentiable functions on an open interval  $I$ . Then  $fg$  is a differentiable function on  $I$ , and

$$\frac{d}{dx}(f(x)g(x)) = f'(x)g(x) + f(x)g'(x).$$

**Warning 2.4.3**  $\frac{d}{dx}(f(x)g(x)) \neq f'(x)g'(x)$ ! While this would be simpler than the **Product Rule**, it is wrong.

We practice using this new rule in an example, followed by an example that demonstrates why this theorem is true.

### Example 2.4.4 Using the Product Rule.

Use the Product Rule to compute the derivative of  $y = 5x^2 \sin(x)$ . Evaluate the derivative at  $x = \pi/2$ .

**Solution.** To make our use of the **Product Rule** explicit, let's set  $f(x) = 5x^2$  and  $g(x) = \sin(x)$ . We easily compute/recall that  $f'(x) = 10x$  and  $g'(x) = \cos(x)$ . Employing the rule, we have

$$\begin{aligned}\frac{d}{dx}(5x^2 \sin(x)) &= \frac{d}{dx}(5x^2) \sin(x) + 5x^2 \frac{d}{dx}(\sin(x)) \\ &= 10x \sin(x) + 5x^2 \cos(x).\end{aligned}$$

At  $x = \pi/2$ , we have

$$y'(\pi/2) = 10 \cdot \frac{\pi}{2} \sin\left(\frac{\pi}{2}\right) + 5 \left(\frac{\pi}{2}\right)^2 \cos\left(\frac{\pi}{2}\right) = 5\pi.$$

We graph  $y$  and its tangent line at  $x = \pi/2$ , which has a slope of  $5\pi$ , in **Figure 2.4.5**. While this does not *prove* that the Product Rule is the correct way to handle derivatives of products, it helps validate its truth.

We now investigate why the **Product Rule** is true.

*Proof of Product Rule.*

We can use the definition of the derivative to prove **Theorem 2.4.2**.

By the limit definition, we have

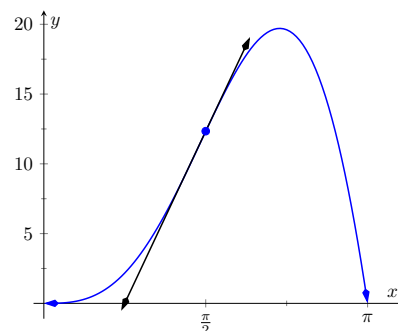
$$\frac{d}{dx}(f(x)g(x)) = \lim_{h \rightarrow 0} \frac{f(x+h)g(x+h) - f(x)g(x)}{h}.$$

We now do something a bit unexpected; add 0 to the numerator (so that nothing is changed) in the form of  $-f(x)g(x+h) + f(x)g(x+h)$ , then do some regrouping as shown.



[youtu.be/watch?v=1X3PTrkMsJ8](https://youtu.be/watch?v=1X3PTrkMsJ8)

**Figure 2.4.1** Video introduction to Section 2.4



**Figure 2.4.5** A graph of  $y = 5x^2 \sin(x)$  and its tangent line at  $x = \pi/2$

Video solution



[youtu.be/watch?v=37efDywkDyE](https://youtu.be/watch?v=37efDywkDyE)



[youtu.be/watch?v=i791Y97O5hI](https://youtu.be/watch?v=i791Y97O5hI)

**Figure 2.4.6** Video proof of product

Adding 0 in some clever form is a common mathematical proof technique.

$$\begin{aligned}
\frac{d}{dx}(f(x)g(x)) &= \lim_{h \rightarrow 0} \frac{f(x+h)g(x+h) - f(x)g(x)}{h} \\
&\text{(now add 0 to the numerator)} \\
&= \lim_{h \rightarrow 0} \frac{f(x+h)g(x+h) - f(x)g(x+h) + f(x)g(x+h) - f(x)g(x)}{h} \\
&\text{(regroup)} \\
&= \lim_{h \rightarrow 0} \frac{[f(x+h)g(x+h) - f(x)g(x+h)] + [f(x)g(x+h) - f(x)g(x)]}{h} \\
&\text{(split fraction)} \\
&= \lim_{h \rightarrow 0} \frac{f(x+h)g(x+h) - f(x)g(x+h)}{h} + \lim_{h \rightarrow 0} \frac{f(x)g(x+h) - f(x)g(x)}{h} \\
&\text{(factor)} \\
&= \lim_{h \rightarrow 0} \left( \frac{f(x+h) - f(x)}{h} g(x+h) \right) + \lim_{h \rightarrow 0} \left( f(x) \frac{g(x+h) - g(x)}{h} \right) \\
&\text{(apply limit properties)} \\
&= \lim_{h \rightarrow 0} \frac{f(x+h) - f(x)}{h} \cdot \lim_{h \rightarrow 0} g(x+h) + f(x) \cdot \lim_{h \rightarrow 0} \frac{g(x+h) - g(x)}{h} \\
&\text{(apply limits)} \\
&= f'(x)g(x) + f(x)g'(x) \\
&\text{(by definition of the derivative).}
\end{aligned}$$

We have proven the product rule as desired. (In the last step, we also relied on the fact that since  $g$  is differentiable, it is also continuous, which guarantees that  $\lim_{h \rightarrow 0} g(x+h) = g(x)$ .) ■

It is often true that we can recognize that a theorem is true through its proof yet somehow doubt its applicability to real problems. In the following example, we compute the derivative of a product of functions in two ways to verify that the [Product Rule](#) is indeed “right.”

#### Example 2.4.7 Exploring alternate derivative methods.

Let  $y = (x^2 + 3x + 1)(2x^2 - 3x + 1)$ . Find  $y'$  two ways: first, by expanding the given product and then taking the derivative, and second, by applying the [Product Rule](#). Verify that both methods give the same answer.

**Solution.** We first expand the expression for  $y$ ; a little algebra shows that  $y = 2x^4 + 3x^3 - 6x^2 + 1$ . It is easy to compute  $y'$ :

$$y' = 8x^3 + 9x^2 - 12x.$$

Instead, let's apply the [Product Rule](#) to the original factored form:

$$\begin{aligned}
y' &= \frac{d}{dx}(x^2 + 3x + 1)(2x^2 - 3x + 1) + (x^2 + 3x + 1) \frac{d}{dx}(2x^2 - 3x + 1) \\
&= (2x + 3)(2x^2 - 3x + 1) + (x^2 + 3x + 1)(4x - 3) \\
&= (4x^3 - 7x + 3) + (4x^3 + 9x^2 - 5x - 3) \\
&= 8x^3 + 9x^2 - 12x.
\end{aligned}$$

The uninformed usually assume that “the derivative of the product is

the product of the derivatives." Thus we are tempted to say that  $y' = (2x + 3)(4x - 3) = 8x^2 + 6x - 9$ . Obviously this is not correct.

**Example 2.4.8 Using the Product Rule with a product of three functions.**

Let  $y = x^3 \ln(x) \cos(x)$ . Find  $y'$ .

**Solution.** We have a product of three functions while the **Product Rule** only specifies how to handle a product of two functions. Our method of handling this problem is to simply group the latter two functions together, and consider  $y = x^3 \cdot [\ln(x) \cos(x)]$ . Following the **Product Rule**, we have

$$y' = \frac{d}{dx}(x^3) \ln(x) \cos(x) + (x^3) \frac{d}{dx}(\ln(x) \cos(x))$$

To evaluate  $\frac{d}{dx}(\ln(x) \cos(x))$ , we apply the Product Rule again:

$$\begin{aligned} y' &= 3x^2 [\ln(x) \cos(x)] + (x^3) \left[ \frac{1}{x} \cos(x) + \ln(x)(-\sin(x)) \right] \\ &= 3x^2 \ln(x) \cos(x) + x^3 \frac{1}{x} \cos(x) + x^3 \ln(x)(-\sin(x)). \end{aligned}$$

Recognize the pattern in our answer above: when applying the **Product Rule** to a product of three functions, there are three terms added together in the final derivative. Each term contains only one derivative of one of the original functions, and each function's derivative shows up in only one term. It is straightforward to extend this pattern to finding the derivative of a product of four or more functions.

Ultimately though, we would simplify our final computation to:

$$y' = 3x^2 \ln(x) \cos(x) + x^2 \cos(x) - x^3 \ln(x) \sin(x)$$

If you check this answer with a cas, it may factor and give the answer:

$$y' = -x^2 [x \ln(x) \sin(x) + \cos(x) + 3 \ln(x) \cos(x)]$$

Now that we have the hang of the product rule pattern, it's not much more difficult to move on to products of four or more functions, as the video in **Figure 2.4.9** demonstrates.

We consider one more example before discussing another derivative rule.

**Example 2.4.10 Using the Product Rule.**

Find the derivatives of the following functions.

1.  $f(x) = x \ln(x)$
2.  $g(x) = x \ln(x) - x$

**Solution.** Recalling that the derivative of  $\ln(x)$  is  $1/x$ , we use the **Product Rule** to find our answers.

Video solution



[youtu.be/watch?v=-plvLFQ21Ig](https://youtu.be/watch?v=-plvLFQ21Ig)

Video solution



[youtu.be/watch?v=PYK64WB4JUg](https://youtu.be/watch?v=PYK64WB4JUg)



[youtu.be/watch?v=QdQ14efmlMg](https://youtu.be/watch?v=QdQ14efmlMg)

**Figure 2.4.9** Taking the derivative of a product of four functions

1. Applying the **Product Rule**:

$$\begin{aligned}\frac{d}{dx}(x \ln(x)) &= 1 \cdot \ln(x) + x \cdot 1/x \\ &= \ln(x) + 1.\end{aligned}$$

2. Using the result from above, we compute

$$\begin{aligned}\frac{d}{dx}(x \ln(x) - x) &= \ln(x) + 1 - 1 \\ &= \ln(x).\end{aligned}$$

This seems significant; if the natural log function  $\ln(x)$  is an important function (it is), it seems worthwhile to know a function whose derivative is  $\ln(x)$ . We have found one. (We leave it to the reader to find another; a correct answer will be very similar to this one.)

We have learned how to compute the derivatives of sums, differences, and products of functions. We now learn how to find the derivative of a quotient of functions.

**Theorem 2.4.11 Quotient Rule.**

Let  $f$  and  $g$  be differentiable functions defined on an open interval  $I$ , where  $g(x) \neq 0$  on  $I$ . Then  $f/g$  is differentiable on  $I$ , and

$$\frac{d}{dx} \left( \frac{f(x)}{g(x)} \right) = \frac{g(x)f'(x) - f(x)g'(x)}{g(x)^2}.$$

The **Quotient Rule** is not hard to use, although it might be a bit tricky to remember. A useful mnemonic works as follows. Consider a fraction's numerator and denominator as "HI" and "LO", respectively. Then

$$\frac{d}{dx} \left( \frac{\text{HI}}{\text{LO}} \right) = \frac{\text{LO} \cdot d\text{HI} - \text{HI} \cdot d\text{LO}}{\text{LOLO}},$$

read "low dee high minus high dee low, over low low." Said fast, that phrase can roll off the tongue, making it easy to memorize. The "dee high" and "dee low" parts refer to the derivatives of the numerator and denominator, respectively.

Let's practice using the Quotient Rule.

**Example 2.4.13 Using the Quotient Rule.**

Let  $f(x) = \frac{5x^2}{\sin(x)}$ . Find  $f'(x)$ .

**Solution.** Directly applying the **Quotient Rule** gives:

$$\begin{aligned}\frac{d}{dx} \left( \frac{5x^2}{\sin(x)} \right) &= \frac{\sin(x) \cdot \frac{d}{dx}(5x^2) - 5x^2 \cdot \frac{d}{dx}(\sin(x))}{\sin^2(x)} \\ &= \frac{10x \sin(x) - 5x^2 \cos(x)}{\sin^2(x)}.\end{aligned}$$

The **Quotient Rule** allows us to fill in holes in our understanding of derivatives of the common trigonometric functions. We start with finding the derivative of the tangent function.



[youtu.be/watch?v=IIsA8342GvQ](https://youtu.be/watch?v=IIsA8342GvQ)

**Figure 2.4.12** Video presentation of Theorem 2.4.11

**Video solution**



[youtu.be/watch?v=Hr4bt6yFwPg](https://youtu.be/watch?v=Hr4bt6yFwPg)



**Example 2.4.14** Using the Quotient Rule to find  $\frac{d}{dx}(\tan(x))$ .

Find the derivative of  $y = \tan(x)$ .

**Solution.** At first, one might feel unequipped to answer this question. But recall that  $\tan(x) = \sin(x)/\cos(x)$ , so we can apply the [Quotient Rule](#).

$$\begin{aligned}\frac{d}{dx}(\tan(x)) &= \frac{d}{dx}\left(\frac{\sin(x)}{\cos(x)}\right) \\ &= \frac{\cos(x)\frac{d}{dx}(\sin(x)) - \sin(x)\frac{d}{dx}(\cos(x))}{\cos^2(x)} \\ &= \frac{\cos(x)\cos(x) - \sin(x)(-\sin(x))}{\cos^2(x)} \\ &= \frac{\cos^2(x) + \sin^2(x)}{\cos^2(x)} \\ &= \frac{1}{\cos^2(x)} \\ &= \sec^2(x).\end{aligned}$$

This is a beautiful result. To confirm its truth, we can find the equation of the tangent line to  $y = \tan(x)$  at  $x = \pi/4$ . The slope is  $\sec^2(\pi/4) = 2$ ;  $y = \tan(x)$ , along with its tangent line, is graphed in [Figure 2.4.15](#).

We include this result in the following theorem about the derivatives of the trigonometric functions. Recall we found the derivative of  $y = \sin(x)$  in [Example 2.1.24](#) and stated the derivative of the cosine function in [Theorem 2.3.1](#). The derivatives of the cotangent, cosecant and secant functions can all be computed directly using [Theorem 2.3.1](#) and the [Quotient Rule](#).

**Theorem 2.4.16 Derivatives of Trigonometric Functions.**

- |  |  |
|--|--|
| 1. $\frac{d}{dx}(\sin(x)) = \cos(x)$   | 4. $\frac{d}{dx}(\cot(x)) = -\csc^2(x)$      |
| 2. $\frac{d}{dx}(\cos(x)) = -\sin(x)$  | 5. $\frac{d}{dx}(\sec(x)) = \sec(x)\tan(x)$  |
| 3. $\frac{d}{dx}(\tan(x)) = \sec^2(x)$ | 6. $\frac{d}{dx}(\csc(x)) = -\csc(x)\cot(x)$ |

To remember the above, it may be helpful to keep in mind that the derivatives of the trigonometric functions that start with “c” have a minus sign in them.

**Example 2.4.17** Exploring alternate derivative methods.

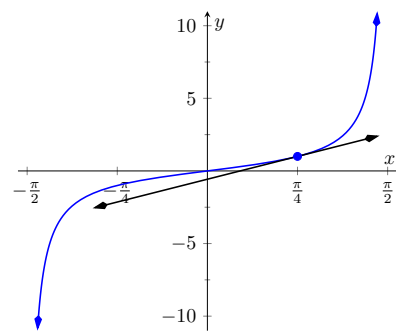
In [Example 2.4.13](#) the derivative of  $f(x) = \frac{5x^2}{\sin(x)}$  was found using the [Quotient Rule](#). Rewriting  $f$  as  $f(x) = 5x^2 \csc(x)$ , find  $f'$  using [Theorem 2.4.16](#) and verify the two answers are the same.

**Solution.** We found in [Example 2.4.13](#) that  $f'(x) = \frac{10x \sin(x) - 5x^2 \cos(x)}{\sin^2(x)}$ . We now find  $f'$  using the [Product Rule](#), considering  $f$  as  $f(x) =$

Video solution



[youtu.be/watch?v=ws1bADxDg4c](https://youtu.be/watch?v=ws1bADxDg4c)



**Figure 2.4.15** A graph of  $y = \tan(x)$  along with its tangent line at  $x = \pi/4$

$$5x^2 \csc(x).$$

$$\begin{aligned} f'(x) &= \frac{d}{dx}(5x^2 \csc(x)) \\ &= 5x^2 \frac{d}{dx}(\csc(x)) + \frac{d}{dx}(5x^2) \csc(x) \\ &= 5x^2 (-\csc(x) \cot(x)) + 10x \csc(x) \quad (\text{now rewrite trig functions}) \\ &= 5x^2 \cdot \frac{-1}{\sin(x)} \cdot \frac{\cos(x)}{\sin(x)} + \frac{10x}{\sin(x)} \\ &= \frac{-5x^2 \cos(x)}{\sin^2(x)} + \frac{10x}{\sin(x)} \quad (\text{get common denominator}) \\ &= \frac{10x \sin(x) - 5x^2 \cos(x)}{\sin^2(x)}. \end{aligned}$$

Finding  $f'$  using either method returned the same result. At first, the answers looked different, but some algebra verified they are the same. In general, there is not one final form that we seek; the immediate result from the Product Rule is fine. Work to “simplify” your results into a form that is most readable and useful to you.

The [Quotient Rule](#) gives other useful results, as shown in the next example.

**Example 2.4.18 Using the Quotient Rule to expand the Power Rule.**

Find the derivatives of the following functions.

1.  $f(x) = \frac{1}{x}$
2.  $f(x) = \frac{1}{x^n}$ , where  $n > 0$  is an integer.

**Solution.** We employ the [Quotient Rule](#).

1.

$$\begin{aligned} f'(x) &= \frac{x \cdot 0 - 1 \cdot 1}{x^2} \\ &= -\frac{1}{x^2} \end{aligned}$$

2.

$$\begin{aligned} f'(x) &= \frac{x^n \cdot 0 - 1 \cdot nx^{n-1}}{(x^n)^2} \\ &= -\frac{nx^{n-1}}{x^{2n}} \\ &= -\frac{n}{x^{n+1}}. \end{aligned}$$

Video solution



[youtu.be/watch?v=jPqqK-ObPm4](https://youtu.be/watch?v=jPqqK-ObPm4)

The derivative of  $y = \frac{1}{x^n}$  turned out to be rather nice. It gets better. Consider:

$$\frac{d}{dx} \left( \frac{1}{x^n} \right) = \frac{d}{dx} (x^{-n}) \quad (\text{apply result from Example 2.4.18})$$

$$\begin{aligned}
&= -\frac{n}{x^{n+1}} && \text{(rewrite algebraically)} \\
&= -nx^{-(n+1)} \\
&= -nx^{-n-1} .
\end{aligned}$$

This is reminiscent of the [Power Rule](#): multiply by the power, then subtract 1 from the power. We now add to our previous Power Rule, which had the restriction of  $n > 0$ .

**Theorem 2.4.19 Power Rule with Integer Exponents.**

Let  $f(x) = x^n$ , where  $n \neq 0$  is an integer. Then

$$f'(x) = n \cdot x^{n-1}.$$

Taking the derivative of many functions is relatively straightforward. It is clear (with practice) what rules apply and in what order they should be applied. Other functions present multiple paths; different rules may be applied depending on how the function is treated. One of the beautiful things about calculus is that there is not “the” right way; each path, when applied correctly, leads to the same result, the derivative. We demonstrate this concept in an example.

**Example 2.4.20 Exploring alternate derivative methods.**

Let  $f(x) = \frac{x^2 - 3x + 1}{x}$ . Find  $f'(x)$  in each of the following ways:

1. By applying the [Quotient Rule](#),
2. by viewing  $f$  as  $f(x) = (x^2 - 3x + 1) \cdot x^{-1}$  and applying the [Product Rule](#) and [Power Rule with Integer Exponents](#), and
3. by “simplifying” first through division.

Verify that all three methods give the same result.

**Solution.**

1. Applying the [Quotient Rule](#) gives:

$$\begin{aligned}
f'(x) &= \frac{x \cdot \frac{d}{dx}(x^2 - 3x + 1) - (x^2 - 3x + 1) \frac{d}{dx}(x)}{x^2} \\
&= \frac{x \cdot (2x - 3) - (x^2 - 3x + 1) \cdot 1}{x^2} \\
&= \frac{x^2 - 1}{x^2} \\
&= 1 - \frac{1}{x^2}.
\end{aligned}$$

2. By rewriting  $f$ , we can apply the [Product Rule](#) and [Power Rule with Integer Exponents](#) as follows:

$$\begin{aligned}
f'(x) &= (x^2 - 3x + 1) \frac{d}{dx}(x^{-1}) + \frac{d}{dx}(x^2 - 3x + 1)x^{-1} \\
&= (x^2 - 3x + 1) \cdot (-1)x^{-2} + (2x - 3) \cdot x^{-1} \\
&= -\frac{x^2 - 3x + 1}{x^2} + \frac{2x - 3}{x}
\end{aligned}$$

$$\begin{aligned}
 &= -\frac{x^2 - 3x + 1}{x^2} + \frac{2x^2 - 3x}{x^2} \\
 &= \frac{x^2 - 1}{x^2} = 1 - \frac{1}{x^2},
 \end{aligned}$$

the same result as above.

3. As  $x \neq 0$ , we can divide through by  $x$  first, giving  $f(x) = x - 3 + x^{-1}$ . Now apply the [Power Rule with Integer Exponents](#).

$$f'(x) = 1 - \frac{1}{x^2},$$

the same result as before.

Video solution



[youtu.be/watch?v=ESYjxNMNvh8](https://youtu.be/watch?v=ESYjxNMNvh8)

[Example 2.4.20](#) demonstrates three methods of finding  $f'$ . One is hard pressed to argue for a “best method” as all three gave the same result without too much difficulty, although it is clear that using the [Product Rule](#) required more steps. Ultimately, the important principle to take away from this is: reduce the answer to a form that seems “simple” and easy to interpret. In that example, we saw different expressions for  $f'$ , including:

$$\begin{aligned}
 &1 - \frac{1}{x^2} \\
 &\frac{x \cdot (2x - 3) - (x^2 - 3x + 1) \cdot 1}{x^2} \\
 &(x^2 - 3x + 1) \cdot (-1)x^{-2} + (2x - 3) \cdot x^{-1}.
 \end{aligned}$$

They are equal; they are all correct; only the first is “simple.” Work to make answers simple.

In the next section we continue to learn rules that allow us to more easily compute derivatives than using the limit definition directly. We have to memorize the derivatives of a certain set of functions, such as “the derivative of  $\sin(x)$  is  $\cos(x)$ .” The [Sum/Difference Rule](#), [Constant Multiple Rule](#), [Power Rule with Integer Exponents](#), [Product Rule](#) and [Quotient Rule](#) show us how to find the derivatives of certain combinations of these functions. The next section shows how to find the derivatives when we *compose* these functions together.

## 2.4.1 Exercises

## Terms and Concepts

1. (☐ True ☐ False) The Product Rule states that  $\frac{d}{dx}(x^2 \sin(x)) = 2x \cos(x)$ .
2. (☐ True ☐ False) The Quotient Rule states that  $\frac{d}{dx}\left(\frac{x^2}{\sin(x)}\right) = \frac{\cos(x)}{2x}$ .
3. (☐ True ☐ False) The derivatives of the trigonometric functions that start with “c” have minus signs in them.
4. What derivative rule is used to extend the Power Rule to include negative integer exponents?
5. (☐ True ☐ False) Regardless of the function, there is always exactly one right way of computing its derivative.
6. In your own words, explain what it means to make your answers “clear.”

## Problems

## Exercise Group.

- (a) Use the Product Rule to differentiate the function.
- (b) Manipulate the function algebraically and differentiate without using the Product Rule.
- (c) Show that the two derivatives are equivalent.

7.  $f(x) = x(x^2 + 3x)$

8.  $f(x) = 2x^2 \cdot 5x^3$

9.  $f(s) = (2s - 1)(s + 4)$

10.  $f(x) = (x^2 + 5)(3 - x^3)$

## Exercise Group.

- (a) Use the Quotient Rule to differentiate the function.
- (b) Manipulate the function algebraically and differentiate without using the Quotient Rule.
- (c) Show that the two derivatives are equivalent.

11.  $f(x) = \frac{x^2+3}{x}$

12.  $f(x) = \frac{x^3-2x^2}{2x^2}$

13.  $f(x) = \frac{3}{4s^3}$

14.  $f(x) = \frac{t^2-1}{t+1}$

## Exercise Group. Compute the derivative of the given function.

15.  $k(y) = y \sin(y)$

16.  $k(t) = t^3 \cos(t)$

17.  $p(q) = e^q \ln(q)$

18.  $f(y) = \frac{1}{y^6}(\csc(y) - 5)$

19.  $f(t) = \frac{t+8}{t-4}$

20.  $g(q) = \frac{q^3}{\sin(q)-8q^2}$

21.  $h(y) = \csc(y) - e^y$

22.  $h(t) = \tan(t) \ln(t)$

23.  $j(q) = 7q^2 - 6q - 6$

24.  $k(y) = \frac{y^6+9y^5}{y+9}$

25.  $k(r) = (5r^2 + 7r + 3)e^r$

26.  $p(z) = \frac{z^9+z^5}{e^z}$

27.  $p(x) = (8x^3 - 22x^2 + 5x) \frac{3x-25}{8x^3-22x^2+5x}$

28.  $f(r) = r^5(\tan(r) + e^r)$

29.  $g(z) = \frac{\csc(z)}{\cos(z)+2}$

30.  $g(\theta) = \theta^4 \sec(\theta) + \frac{\sec(\theta)}{\theta^4}$

31.  $h(r) = \frac{\cot(r)}{r} + \frac{r}{\tan(r)}$

32.  $j(z) = e^3(\cos(\pi/6) - 1)$

33.  $j(x) = 7x^5 e^x - \sin(x) \cos(x)$

34.  $k(r) = \frac{r^2 \sin(r) - 7}{r^2 \cos(r) - 9}$

35.  $p(z) = z^4 \ln(z) \cos(z)$

36.  $p(x) = 9x \cos(x) \tan(x)$

**Exercise Group.** Find the equations of the tangent and normal lines to the graph of  $g$  at the indicated point.

37.  $g(x) = e^x(x^2 - 7)$  at  $(0, -7)$

38.  $g(x) = x \cos(x)$  at  $(\frac{5\pi}{3}, \frac{5\pi}{6})$

39.  $g(x) = \frac{x^2}{x-(-4)}$  at  $(-5, -25)$

40.  $g(x) = \frac{\sin(x)-2x}{x-8}$  at  $(0, 0)$

**Exercise Group.** Find the  $x$ -values where the graph of the function has a horizontal tangent line.

41.  $f(x) = x^2 - 17x - 29$

42.  $f(x) = x \sin(x)$  on  $[-1, 1]$

43.  $f(x) = \frac{2x}{-3x+3}$

44.  $f(x) = \frac{3x^2}{x-2}$

**Exercise Group.** Find the requested higher order derivative.

45.  $f''(x)$ , where  $f(x) = x \sin(x)$

46.  $f^{(4)}(x)$ , where  $f(x) = x \sin(x)$

47.  $f''(x)$ , where  $f(x) = \csc(x)$

48.  $f^{(9)}(x)$ , where  
 $f(x) = (x^3 - 4x - 3)(x^2 - 9x - 2)$

## 2.5 The Chain Rule

We have covered almost all of the derivative rules that deal with combinations of two (or more) functions. The operations of addition, subtraction, multiplication (including by a constant) and division led to the [Sum/Difference Rule](#), the [Constant Multiple Rule](#), the [Power Rule with Integer Exponents](#), the [Product Rule](#) and the [Quotient Rule](#). To complete the list of differentiation rules, we look at the last way two (or more) functions can be combined: the process of composition (i.e. one function “inside” another).

One example of a composition of functions is  $f(x) = \cos(x^2)$ . We currently do not know how to compute this derivative. If forced to guess, one might guess  $f'(x) = -\sin(2x)$ , where we recognize  $-\sin(x)$  as the derivative of  $\cos(x)$  and  $2x$  as the derivative of  $x^2$ . However, this is not the case;  $f'(x) \neq -\sin(2x)$ . One way to see this is to examine the graph of  $y = \cos(x^2)$  in [Figure 2.5.2](#) and its tangent line at  $x = \pi/2$ . Clearly the slope of the tangent line there is nonzero, but  $-2\sin(2 \cdot \pi/2) = 0$ . So it can't be correct to say that  $y' = -\sin(2x)$ .

In [Example 2.5.9](#) we'll see the correct way to compute the derivative of  $\sin(x^2)$ , which employs the new rule this section introduces, the *Chain Rule*.

Before we define this new rule, recall the notation for composition of functions. We write  $(f \circ g)(x)$  or  $f(g(x))$ , read as “ $f$  of  $g$  of  $x$ ,” to denote composing  $f$  with  $g$ . In shorthand, we simply write  $f \circ g$  or  $f(g)$  and read it as “ $f$  of  $g$ .” Before giving the corresponding differentiation rule, we note that the rule extends to multiple compositions like  $f(g(h(x)))$  or  $f(g(h(j(x))))$ , etc.

To motivate the rule, let's look at three derivatives we can already compute.

### Example 2.5.3 Exploring similar derivatives.

Find the derivatives of  $F_1(x) = (1 - x)^2$ ,  $F_2(x) = (1 - x)^3$ , and  $F_3(x) = (1 - x)^4$ . (We'll see later why we are using subscripts for different functions and an uppercase  $F$ .)

**Solution.** In order to use the rules we already have, we must first expand each function as

$$F_1(x) = 1 - 2x + x^2$$

$$F_2(x) = 1 - 3x + 3x^2 - x^3$$

$$F_3(x) = 1 - 4x + 6x^2 - 4x^3 + x^4$$

It is not hard to see that:

$$F_1'(x) = -2 + 2x$$

$$F_2'(x) = -3 + 6x - 3x^2$$

$$F_3'(x) = -4 + 12x - 12x^2 + 4x^3$$

An interesting fact is that these can be rewritten as:

$$F_1'(x) = -2(1 - x)$$

$$F_2'(x) = -3(1 - x)^2$$

$$F_3'(x) = -4(1 - x)^3$$

A pattern might jump out at you; note how the we end up multiplying by the old power and the new power is reduced by 1. We also always multiply by  $(-1)$ .

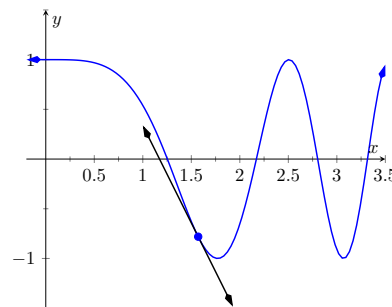
Recognize that each of these functions is a composition, letting  $g(x) = 1 - x$ :

$$F_1(x) = f_1(g(x)), \quad \text{where } f_1(x) = x^2,$$



[youtu.be/watch?v=k7wX-kxd7Kw](https://youtu.be/watch?v=k7wX-kxd7Kw)

**Figure 2.5.1** Video introduction to [Section 2.5](#)



**Figure 2.5.2** A graph of  $y = \cos(x^2)$  and a tangent line at  $\pi/2$

$$\begin{aligned} F_2(x) &= f_2(g(x)), & \text{where } f_2(x) &= x^3, \\ F_3(x) &= f_3(g(x)), & \text{where } f_3(x) &= x^4. \end{aligned}$$

We'll come back to this example after giving the formal statements of the Chain Rule; for now, we are just illustrating a pattern.

#### Theorem 2.5.4 The Chain Rule.

Let  $g$  be a differentiable function on an interval  $I$ , let the range of  $g$  be a subset of the interval  $J$ , and let  $f$  be a differentiable function on  $J$ . Then  $y = f(g(x))$  is a differentiable function on  $I$ , and

$$y' = f'(g(x)) \cdot g'(x).$$

Here is the Chain Rule in words:

The derivative of the outside function, evaluated at the inside function, multiplied by the derivative of the inside function.

To help understand the Chain Rule, we return to [Example 2.5.3](#).

#### Example 2.5.6 Using the Chain Rule.

Use the Chain Rule to find the derivatives of the functions  $F_1(x)$ ,  $F_2(x)$ , and  $F_3(x)$ , as given in [Example 2.5.3](#).

**Solution.** [Example 2.5.3](#) ended with the recognition that each of the given functions was actually a composition of functions. To avoid confusion, we ignore most of the subscripts here.

$$F_1(x) = (1 - x)^2 \quad \text{We found that}$$

$$y = (1 - x)^2 = f(g(x)),$$

where  $f(x) = x^2$  and  $g(x) = 1 - x$ . To find  $y'$ , we apply the [The Chain Rule](#). We need to note that  $f'(x) = 2x$  and  $g'(x) = -1$ .

Part of the [The Chain Rule](#) uses  $f'(g(x))$ . This means substitute  $g(x)$  for  $x$  in the equation for  $f'(x)$ . That is,  $f'(x) = 2(1 - x)$ . Finishing out the [The Chain Rule](#) we have

$$\begin{aligned} y' &= f'(g(x)) \cdot g'(x) \\ &= 2(1 - x) \cdot (-1) \\ &= -2(1 - x) \\ &= 2x - 2. \end{aligned}$$

When composing functions, we need to make sure that the new function is actually defined. For instance, consider  $f(x) = \sqrt{x}$  and  $g(x) = -x^2 - 1$ . The domain of  $f$  excludes all negative numbers, but the range of  $g$  is only negative numbers. Therefore the composition  $f(g(x)) = \sqrt{-x^2 - 1}$  is not defined for any  $x$ , and hence is not differentiable.

The statement of [Theorem 2.5.4](#) takes care to ensure this problem does not arise, but our focus is more on the derivative result than on the domain/range conditions.



[youtu.be/watch?v=1\\_Lp-ONIMuc](https://youtu.be/watch?v=1_Lp-ONIMuc)

**Figure 2.5.5** Video presentation of [Theorem 2.5.4](#)



$$F_2(x) = (1-x)^3$$

Let  $y = (1-x)^3 = f(g(x))$ , where  $f(x) = x^3$  and  $g(x) = (1-x)$ . We have  $f'(x) = 3x^2$ , so  $f'(g(x)) = 3(1-x)^2$ . The [The Chain Rule](#) then states

$$\begin{aligned} y' &= f'(g(x)) \cdot g'(x) \\ &= 3(1-x)^2 \cdot (-1) \\ &= -3(1-x)^2. \end{aligned}$$

$$F_3(x) = (1-x)^4$$

Finally, when  $y = (1-x)^4$ , we have  $f(x) = x^4$  and  $g(x) = (1-x)$ . Thus  $f'(x) = 4x^3$  and  $f'(g(x)) = 4(1-x)^3$ . Thus

$$\begin{aligned} y' &= f'(g(x)) \cdot g'(x) \\ &= 4(1-x)^3 \cdot (-1) \\ &= -4(1-x)^3. \end{aligned}$$

[Example 2.5.6](#) demonstrated a particular pattern: when  $f(x) = x^n$ , then  $y' = n \cdot (g(x))^{n-1} \cdot g'(x)$ . This is called the Generalized Power Rule.

**Theorem 2.5.7 Generalized Power Rule.**

Let  $g(x)$  be a differentiable function and let  $n \neq 0$  be an integer. Then

$$\frac{d}{dx}(g(x)^n) = n \cdot (g(x))^{n-1} \cdot g'(x).$$

This allows us to quickly find the derivative of functions like  $y = (3x^2 - 5x + 7 + \sin(x))^{20}$ . While it may look intimidating, the Generalized Power Rule states that

$$y' = 20(3x^2 - 5x + 7 + \sin(x))^{19} \cdot (6x - 5 + \cos(x)).$$

Treat the derivative-taking process step-by-step. In the example just given, first multiply by 20, then rewrite the inside of the parentheses, raising it all to the 19th power. Then think about the derivative of the expression inside the parentheses, and multiply by that.

We now consider more examples that employ the [The Chain Rule](#).

**Example 2.5.8 Using the Chain Rule.**

Find the derivatives of the following functions:

1.  $y = \sin(2x)$ .
2.  $y = \ln(4x^3 - 2x^2)$ .
3.  $y = e^{-x^2}$ .

**Solution.**

1. Consider  $y = \sin(2x)$ . Recognize that this is a composition of functions, where  $f(x) = \sin(x)$  and  $g(x) = 2x$ . Thus

$$\begin{aligned} y' &= f'(g(x)) \cdot g'(x) \\ &= \cos(2x) \cdot \frac{d}{dx}(2x) \end{aligned}$$

$$\begin{aligned}
 &= \cos(2x) \cdot 2 \\
 &= 2 \cos(2x).
 \end{aligned}$$

2. Recognize that  $y = \ln(4x^3 - 2x^2)$  is the composition of  $f(x) = \ln(x)$  and  $g(x) = 4x^3 - 2x^2$ . Also, recall that

$$\frac{d}{dx}(\ln(x)) = \frac{1}{x}.$$

This leads us to:

$$\begin{aligned}
 y' &= \frac{1}{4x^3 - 2x^2} \cdot \frac{d}{dx}(4x^3 - 2x^2) \\
 &= \frac{1}{4x^3 - 2x^2} \cdot (12x^2 - 4x) \\
 &= \frac{12x^2 - 4x}{4x^3 - 2x^2} \\
 &= \frac{4x(3x - 1)}{2x(2x^2 - x)} \\
 &= \frac{2(3x - 1)}{2x^2 - x}.
 \end{aligned}$$

Note that  $\ln(4x^3 - 2x^2) = \ln(4x^2(x - 1/2))$  was only defined for  $x > 1/2$ , so the result of  $y' = \frac{2(3x-1)}{2x^2-x}$  is only valid for  $x > 1/2$  as well.

3. Recognize that  $y = e^{-x^2}$  is the composition of  $f(x) = e^x$  and  $g(x) = -x^2$ . Remembering that  $f'(x) = e^x$ , we have

$$\begin{aligned}
 y' &= e^{-x^2} \cdot \frac{d}{dx}(-x^2) \\
 &= e^{-x^2} \cdot (-2x) \\
 &= -2xe^{-x^2}.
 \end{aligned}$$

Video solution



[youtu.be/watch?v=yW1BbOeDFcM](https://youtu.be/watch?v=yW1BbOeDFcM)

### Example 2.5.9 Using the Chain Rule to find a tangent line.

Let  $f(x) = \cos(x^2)$ . Find the equation of the line tangent to the graph of  $f$  at  $x = 1$ .

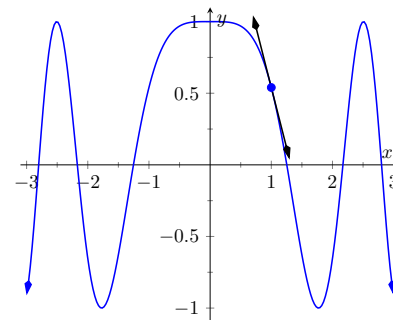
**Solution.** The tangent line goes through the point  $(1, f(1)) \approx (1, 0.54)$  with slope  $f'(1)$ . To find  $f'$ , we need the [The Chain Rule](#).

$f'(x) = -\sin(x^2) \cdot (2x) = -2x \sin(x^2)$ . Evaluated at  $x = 1$ , we have  $f'(1) = -2 \sin(1) \approx -1.68$ . Thus the equation of the tangent line is approximated by

$$y \approx -1.68(x - 1) + 0.54.$$

The tangent line is sketched along with  $f$  in [Figure 2.5.10](#).

The [The Chain Rule](#) is used often in taking derivatives. Because of this, one can become familiar with the basic process and learn patterns that facilitate find-



**Figure 2.5.10**  $f(x) = \cos(x^2)$  sketched along with its tangent line at  $x = 1$

ing derivatives quickly. For instance,

$$\frac{d}{dx}(\ln(\text{anything})) = \frac{1}{\text{anything}} \cdot \frac{d}{dx}(\text{anything}) = \frac{\frac{d}{dx}(\text{anything})}{\text{anything}}.$$

A concrete example of this is

$$\frac{d}{dx}(\ln(3x^{15} - \cos(x) + e^x)) = \frac{45x^{14} + \sin(x) + e^x}{3x^{15} - \cos(x) + e^x}.$$

While the derivative may look intimidating at first, look for the pattern. The denominator is the same as what was inside the natural log function; the numerator is simply its derivative.

This pattern recognition process can be applied to lots of functions. In general, instead of writing “anything”, we use  $u$  as a generic function of  $x$ . We then say

$$\frac{d}{dx}(\ln(u)) = \frac{u'}{u}.$$

The following is a short list of how the **The Chain Rule** can be quickly applied to familiar functions.

1.  $\frac{d}{dx}(u^n) = n \cdot u^{n-1} \cdot u'.$
2.  $\frac{d}{dx}(e^u) = e^u \cdot u'.$
3.  $\frac{d}{dx}(\sin(u)) = \cos(u) \cdot u'.$
4.  $\frac{d}{dx}(\cos(u)) = -\sin(u) \cdot u'.$
5.  $\frac{d}{dx}(\tan(u)) = \sec^2(u) \cdot u'.$

Of course, the **The Chain Rule** can be applied in conjunction with any of the other rules we have already learned. We practice this next.

#### Example 2.5.11 Using the Product, Quotient and Chain Rules.

Find the derivatives of the following functions.

1.  $f(x) = x^5 \sin(2x^3).$
2.  $f(x) = \frac{5x^3}{e^{-x^2}}.$

**Solution.**

1. We must use the **Product Rule** and **The Chain Rule**. Do not think that you must be able to “see” the whole answer immediately; rather, just proceed step-by-step.

$$\begin{aligned} f'(x) &= x^5 \cdot \frac{d}{dx}(\sin(2x^3)) + \sin(2x^3) \cdot \frac{d}{dx}(x^5) \\ &= x^5 \left( \cos(2x^3) \cdot \frac{d}{dx}(2x^3) \right) + 5x^4 (\sin(2x^3)) \\ &= x^5 (6x^2 \cos(2x^3)) + 5x^4 (\sin(2x^3)) \\ &= 6x^7 \cos(2x^3) + 5x^4 \sin(2x^3). \end{aligned}$$

2. We must employ the **Quotient Rule** along with the **The Chain Rule**. Again, proceed step-by-step.

$$f'(x) = \frac{e^{-x^2} \cdot \frac{d}{dx}(5x^3) - 5x^3 \cdot \frac{d}{dx}(e^{-x^2})}{(e^{-x^2})^2}$$

$$\begin{aligned}
 &= \frac{e^{-x^2} \cdot 15x^2 - 5x^3 \cdot e^{-x^2} \cdot \frac{d}{dx}(-x^2)}{(e^{-x^2})^2} \\
 &= \frac{e^{-x^2} (15x^2) - 5x^3 ((-2x)e^{-x^2})}{(e^{-x^2})^2} \\
 &= \frac{e^{-x^2} (10x^4 + 15x^2)}{e^{-2x^2}} \\
 &= e^{x^2} (10x^4 + 15x^2).
 \end{aligned}$$

Video solution


[youtu.be/watch?v=2QJLR-Y-Ht8](https://youtu.be/watch?v=2QJLR-Y-Ht8)

A key to correctly working these problems is to break the problem down into smaller, more manageable pieces. For instance, when using the **Product Rule** and **The Chain Rule** together, just consider the first part of the **Product Rule** at first:  $f(x)g'(x)$ . Just rewrite  $f(x)$ , then find  $g'(x)$ . Then move on to the  $f'(x)g(x)$  part. Don't attempt to figure out both parts at once.

Likewise, using the **Quotient Rule**, approach the numerator in two steps and handle the denominator after completing that. Only simplify afterward.

We can also employ the **The Chain Rule** itself several times, as shown in the next example.

#### Example 2.5.12 Using the Chain Rule multiple times.

Find the derivative of  $y = \tan^5(6x^3 - 7x)$ .

**Solution.** Recognize that we have the  $g(x) = \tan(6x^3 - 7x)$  function “inside” the  $f(x) = x^5$  function; that is, we have  $y = (\tan(6x^3 - 7x))^5$ . We begin using the **Generalized Power Rule**; in this first step, we do not fully compute the derivative. Rather, we are approaching this step-by-step.

$$y' = 5 (\tan(6x^3 - 7x))^4 \cdot g'(x).$$

We now find  $g'(x)$ . We again need the **The Chain Rule**;

$$\begin{aligned}
 g'(x) &= \sec^2(6x^3 - 7x) \cdot \frac{d}{dx}(6x^3 - 7x). \\
 &= \sec^2(6x^3 - 7x) \cdot (18x^2 - 7).
 \end{aligned}$$

Combine this with what we found above to give

$$\begin{aligned}
 y' &= 5 (\tan(6x^3 - 7x))^4 \cdot \sec^2(6x^3 - 7x) \cdot (18x^2 - 7) \\
 &= (90x^2 - 35) \sec^2(6x^3 - 7x) \tan^4(6x^3 - 7x).
 \end{aligned}$$

This function is frankly a ridiculous function, possessing no real practical value. It is very difficult to graph, as the tangent function has many vertical asymptotes and  $6x^3 - 7x$  grows so very fast. The important thing to learn from this is that the derivative can be found. In fact, it is not “hard”; one can take several simple steps and should be careful to keep track of how to apply each of these steps.

It is a traditional mathematical exercise to find the derivatives of arbitrarily complicated functions just to demonstrate that it *can be done*. Just break everything down into smaller pieces.

Video solution


[youtu.be/watch?v=JeLuSDqqFPA](https://youtu.be/watch?v=JeLuSDqqFPA)

**Example 2.5.13 Using the Product, Quotient and Chain Rules.**

Find the derivative of  $f(x) = \frac{x \cos(x^{-2}) - \sin^2(e^{4x})}{\ln(x^2 + 5x^4)}$ .

**Solution.** This function likely has no practical use outside of demonstrating derivative skills. The answer is given below without simplification. It employs the [Quotient Rule](#), the [Product Rule](#), and the [The Chain Rule](#) three times.

$$\begin{aligned} f'(x) &= \left( \ln(x^2 + 5x^4) \cdot \left[ \left( x \cdot (-\sin(x^{-2})) \cdot (-2x^{-3}) \right) \right. \right. \\ &\quad \left. \left. + 1 \cdot \cos(x^{-2}) \right) - 2 \sin(e^{4x}) \cdot \cos(e^{4x}) \cdot (4e^{4x}) \right] \right. \\ &\quad \left. - (x \cos(x^{-2}) - \sin^2(e^{4x})) \cdot \frac{2x + 20x^3}{x^2 + 5x^4} \right) \\ &\quad \left/ (\ln(x^2 + 5x^4))^2 \right. . \end{aligned}$$

The reader is highly encouraged to look at each term and recognize why it is there. (i.e., the [Quotient Rule](#) is used; in the numerator, identify the “LOdHI” term, etc.) This example demonstrates that derivatives can be computed systematically, no matter how arbitrarily complicated the function is.

The [The Chain Rule](#) also has theoretic value. That is, it can be used to find the derivatives of functions that we have not yet learned as we do in the following example.

**Example 2.5.14 The Chain Rule and exponential functions.**

Use the Chain Rule to find the derivative of  $y = 2^x$ .

**Solution.** We only know how to find the derivative of one exponential function,  $y = e^x$ . We can accomplish our goal by rewriting 2 in terms of  $e$ . Recalling that  $e^x$  and  $\ln(x)$  are inverse functions, we can write  $2 = e^{\ln 2}$  and so

$$y = 2^x = (e^{\ln 2})^x = e^{x(\ln 2)},$$

using the “power to a power” property of exponents.

The function is now the composition  $y = f(g(x))$ , with  $f(x) = e^x$  and  $g(x) = x(\ln 2)$ . Since  $f'(x) = e^x$  and  $g'(x) = \ln 2$ , the [The Chain Rule](#) gives

$$y' = e^{x(\ln 2)} \cdot \ln 2.$$

Recall that the  $e^{x(\ln 2)}$  term on the right hand side is just  $2^x$ , our original function. Thus, the derivative contains the original function itself. We have

$$y' = y \cdot \ln 2 = 2^x \cdot \ln 2.$$

We can extend this process to use any base  $a$ , where  $a > 0$  and  $a \neq 1$ . All we need to do is replace each “2” in our work with “ $a$ .” The Chain Rule, coupled with the derivative rule of  $e^x$ , allows us to find the derivatives of all exponential functions.

The comment at the end of previous example is important and is restated

formally as a theorem.

**Theorem 2.5.15 Derivatives of Exponential Functions.**

Let  $f(x) = a^x$ , for  $a > 0, a \neq 1$ . Then  $f$  is differentiable for all real numbers (i.e., differentiable everywhere) and

$$f'(x) = \ln(a) \cdot a^x.$$

**Alternate Chain Rule Notation.** It is instructive to understand what the [The Chain Rule](#) “looks like” using “ $\frac{dy}{dx}$ ” notation instead of  $y'$  notation. Suppose that  $y = f(u)$  is a function of  $u$ , where  $u = g(x)$  is a function of  $x$ , as stated in [Theorem 2.5.4](#). Then, through the composition  $f \circ g$ , we can think of  $y$  as a function of  $x$ , as  $y = f(g(x))$ . Thus the derivative of  $y$  with respect to  $x$  makes sense; we can talk about  $\frac{dy}{dx}$ . This leads to an interesting progression of notation:

$$\begin{aligned} y' &= f'(g(x)) \cdot g'(x) \\ \frac{dy}{dx} &= y'(u) \cdot u'(x) && \text{since } y = f(u) \text{ and } u = g(x) \\ \frac{dy}{dx} &= \frac{dy}{du} \cdot \frac{du}{dx} && \text{(using “fractional notation” for the derivative)} \end{aligned}$$

Here the “fractional” aspect of the derivative notation stands out. On the right hand side, it seems as though the “ $du$ ” terms cancel out, leaving

$$\frac{dy}{dx} = \frac{dy}{dx}.$$

It is important to realize that we *are not* canceling these terms; the derivative notation of  $\frac{dy}{du}$  is one symbol. It is equally important to realize that this notation was chosen precisely because of this behavior. It makes applying the [The Chain Rule](#) easy with multiple variables. For instance,

$$\frac{dy}{dt} = \frac{dy}{d\bigcirc} \cdot \frac{d\bigcirc}{d\triangle} \cdot \frac{d\triangle}{dt}.$$

where  $\bigcirc$  and  $\triangle$  are any variables you’d like to use.

One of the most common ways of “visualizing” the [The Chain Rule](#) is to consider a set of gears, as shown in [Figure 2.5.17](#). The gears have 36, 18, and 6 teeth, respectively. That means for every revolution of the  $x$  gear, the  $u$  gear revolves twice. That is, the rate at which the  $u$  gear makes a revolution is twice as fast as the rate at which the  $x$  gear makes a revolution.



[youtu.be/watch?v=LnmwxZ5w30w](https://youtu.be/watch?v=LnmwxZ5w30w)

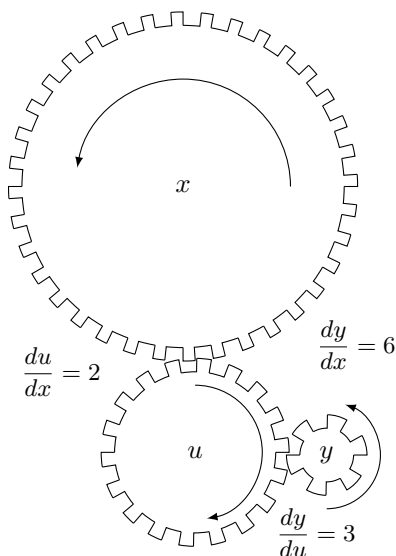
**Figure 2.5.16** Derivatives of exponential and general power functions

Using the terminology of calculus, the rate of  $u$ -change, with respect to  $x$ , is  $\frac{du}{dx} = 2$ .

Likewise, every revolution of  $u$  causes 3 revolutions of  $y$ :  $\frac{dy}{du} = 3$ . How does  $y$  change with respect to  $x$ ? For each revolution of  $x$ ,  $y$  revolves 6 times; that is,

$$\frac{dy}{dx} = \frac{dy}{du} \cdot \frac{du}{dx} = 2 \cdot 3 = 6.$$

We can then extend the [The Chain Rule](#) with more variables by adding more gears to the picture.



**Figure 2.5.17** A series of gears to demonstrate the Chain Rule. Note how  $\frac{dy}{dx} = \frac{dy}{du} \cdot \frac{du}{dx}$

It is difficult to overstate the importance of the [The Chain Rule](#). So often the functions that we deal with are compositions of two or more functions, requiring us to use this rule to compute derivatives. It is also often used in real life when actual functions are unknown. Through measurement, we can calculate (or, approximate)  $\frac{dy}{du}$  and  $\frac{du}{dx}$ . With our knowledge of the [The Chain Rule](#), we can find  $\frac{dy}{dx}$ .

In [Section 2.6](#), we use the [The Chain Rule](#) to justify another differentiation technique. There are many curves that we can draw in the plane that fail the “vertical line test.” For instance, consider  $x^2 + y^2 = 1$ , which describes the unit circle. We may still be interested in finding slopes of tangent lines to the circle at various points. [Section 2.6](#) shows how we can find  $\frac{dy}{dx}$  without first “solving for  $y$ .” While we can in this instance, in many other instances solving for  $y$  is impossible. In these situations, **implicit differentiation** is indispensable.

## 2.5.1 Exercises

## Terms and Concepts

- ☐ True ☐ False The Chain Rule describes how to evaluate the derivative of a composition of functions.
- ☐ True ☐ False The Generalized Power Rule states that  $\frac{d}{dx}(g(x)^n) = n(g(x))^{n-1}$ .
- ☐ True ☐ False  $\frac{d}{dx}(\ln(x^2)) = \frac{1}{x^2}$ .
- ☐ True ☐ False  $\frac{d}{dx}(3^x) \approx 1.1 \cdot 3^x$ .
- ☐ True ☐ False  $\frac{dx}{dy} = \frac{dx}{dt} \cdot \frac{dt}{dy}$ .
- ☐ True ☐ False Taking the derivative of  $f(x) = x^2 \sin(5x)$  requires the use of both the Product and Chain Rules.

## Problems

**Exercise Group.** Compute the derivative of the given function.

- |   |  |
|---|--|
| 7. $f(x) = (4x^3 - x)^{10}$                       | 8. $f(t) = (3t - 2)^5$                             |
| 9. $g(\theta) = (\sin(\theta) + \cos(\theta))^3$  | 10. $h(t) = e^{3t^2+t-1}$                          |
| 11. $j(x) = (\ln(x) - x^4)^4$                     | 12. $j(q) = 2^{q^5+4q}$                            |
| 13. $k(y) = \left(y + \frac{1}{y}\right)^5$       | 14. $p(t) = \cos(5t)$                              |
| 15. $p(q) = \tan(2q)$                             | 16. $f(\theta) = \cot(\theta^2 + 3)$               |
| 17. $g(t) = \sin\left(t^6 + \frac{1}{t^3}\right)$ | 18. $g(q) = \cos^5(7q)$                            |
| 19. $h(y) = \cos^3(y^2 + 3y - 3)$                 | 20. $j(t) = \ln(\cos(t))$                          |
| 21. $j(q) = \ln(q^8)$                             | 22. $k(y) = 3 \ln(y)$                              |
| 23. $p(t) = 6^t$                                  | 24. $p(z) = 2^{\csc(z)}$                           |
| 25. $f(x) = 8^{10}$                               | 26. $g(t) = \frac{4^t}{9^t}$                       |
| 27. $h(w) = \frac{6^w+5}{5^w+6}$                  | 28. $h(y) = \frac{7^y+8}{5^y}$                     |
| 29. $j(r) = \frac{5^{r^2-r}}{6^{r^2}}$            | 30. $k(w) = w^3 \cot(5w)$                          |
| 31. $p(x) = (x^2 + 4x)^6 (7x^4 + x)^3$            | 32. $m(r) = \sin(8 - 4r) \cos(6r + r^2)$           |
| 33. $m(w) = \cos(4w - 5) \sin(9 + 7w)$            | 34. $f(x) = e^{8x^2} \sin\left(\frac{1}{x}\right)$ |
| 35. $g(r) = \frac{\cos(6r+4)}{(3r+1)^3}$          | 36. $h(z) = \frac{(3z+5)^2}{\sin(9z)}$             |

**Exercise Group.** Find the equations of tangent and normal lines to the graph of the function at the given point. Note: the functions here are the same as in [Exercises 7–10](#).

- |   |                                       |
|---|---------------------------------------|
| 37. $f(x) = (4x^3 - x)^{10}$ at $x = 0$             | 38. $f(x) = (3x - 2)^5$ at $x = 1$    |
| 39. $g(x) = (\sin(x) + \cos(x))^3$ at $x = \pi/2$ . | 40. $h(x) = e^{3x^2+x-1}$ at $x = -1$ |
- Compute  $\frac{d}{dx}(\ln(kx))$  two ways. First by using the Chain Rule. Second, by using the logarithm rule  $\ln(ab) = \ln(a) + \ln(b)$  and then taking the derivative.
  - Compute  $\frac{d}{dx}(\ln(x^k))$  two ways. First by using the Chain Rule. Second, by using the logarithm rule  $\ln(a^p) = p \ln(a)$  (for positive  $a$ ) and then taking the derivative.



## 2.6 Implicit Differentiation

In the previous sections we learned to find the derivative,  $\frac{dy}{dx}$ , or  $y'$ , when  $y$  is given *explicitly* as a function of  $x$ . That is, if we know  $y = f(x)$  for some function  $f$ , we can find  $y'$ . For example, given  $y = 3x^2 - 7$ , we can easily find  $y' = 6x$ . (Here we explicitly state how  $y$  depends on  $x$ . Knowing  $x$ , we can directly find  $y$ .)

Sometimes the relationship between  $y$  and  $x$  is not explicit; rather, it is *implicit*. For instance, we might know that  $x^2 - y = 4$ . This equality defines a relationship between  $x$  and  $y$ ; if we know  $x$ , we could figure out  $y$ . Can we still find  $y'$ ? In this case, sure; we solve for  $y$  to get  $y = x^2 - 4$  (hence we now know  $y$  explicitly) and then differentiate to get  $y' = 2x$ .

Sometimes the *implicit* relationship between  $x$  and  $y$  is complicated. Suppose we are given  $\sin(y) + y^3 = 6 - x^3$ . A graph of this implicit relationship is given in Figure 2.6.2. In this case there is absolutely no way to solve for  $y$  in terms of elementary functions. The surprising thing is, however, that we can still find  $y'$  via a process known as **implicit differentiation**.



[youtu.be/watch?v=E0mQbLG3Pjo](https://youtu.be/watch?v=E0mQbLG3Pjo)

**Figure 2.6.1** Video introduction to Section 2.6

### 2.6.1 The method of implicit differentiation

Implicit differentiation is a technique based on the [The Chain Rule](#) that is used to find a derivative when the relationship between the variables is given implicitly rather than explicitly (solved for one variable in terms of the other).

We begin by reviewing the Chain Rule. Let  $f$  and  $g$  be functions of  $x$ . Then

$$\frac{d}{dx}(f(g(x))) = f'(g(x)) \cdot g'(x).$$

Suppose now that  $y = g(x)$ . We can rewrite the above as

$$\frac{d}{dx}(f(y)) = f'(y) \cdot y', \quad \text{or} \quad \frac{d}{dx}(f(y)) = f'(y) \cdot \frac{dy}{dx}. \quad (2.6.1)$$

These equations look strange; the key concept to learn here is that we can find  $y'$  even if we don't exactly know how  $y$  and  $x$  relate.

We demonstrate this process in the following example.

#### Example 2.6.3 Using Implicit Differentiation.

Find  $y'$  given that  $\sin(y) + y^3 = 6 - x^3$ .

**Solution.** We start by taking the derivative of both sides (thus maintaining the equality.) We have:

$$\frac{d}{dx}(\sin(y) + y^3) = \frac{d}{dx}(6 - x^3).$$

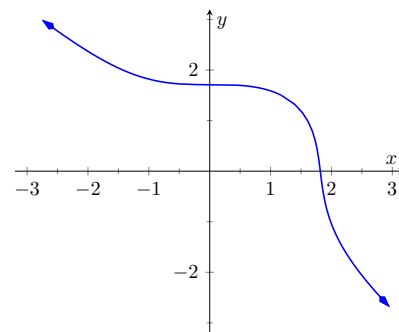
The right hand side is easy; it returns  $-3x^2$ .

The left hand side requires more consideration. We take the derivative term-by-term. Using the technique derived from [Equation \(2.6.1\)](#) above, we can see that

$$\frac{d}{dx}(\sin(y)) = \cos(y) \cdot y'.$$

We apply the same process to the  $y^3$  term.

$$\frac{d}{dx}(y^3) = \frac{d}{d(y)^3}(=)3(y)^2 \cdot y'.$$



**Figure 2.6.2** A graph of the implicit relationship  $\sin(y) + y^3 = 6 - x^3$

Putting this together with the right hand side, we have

$$\cos(y)y' + 3y^2y' = -3x^2.$$

Now solve for  $y'$ . It's important to treat  $y'$  as an algebraically independent variable from  $y$  and  $x$ .

$$\begin{aligned}\cos(y)y' + 3y^2y' &= -3x^2 \\ (\cos(y) + 3y^2)y' &= -3x^2 \\ y' &= \frac{-3x^2}{\cos(y) + 3y^2}\end{aligned}$$

This equation for  $y'$  probably seems unusual for it contains both  $x$  and  $y$  terms. How is it to be used? We'll address that next.

Implicit functions are generally harder to deal with than explicit functions. With an explicit function, given an  $x$  value, we have an explicit formula for computing the corresponding  $y$  value. With an implicit function, one often has to find  $x$  and  $y$  values *at the same time* that satisfy the equation. It is much easier to demonstrate that a given point satisfies the equation than to actually find such a point.

For instance, we can affirm easily that the point  $(\sqrt[3]{6}, 0)$  lies on the graph of the implicit function  $\sin(y) + y^3 = 6 - x^3$ . Plugging in 0 for  $y$ , we see the left hand side is 0. Setting  $x = \sqrt[3]{6}$ , we see the right hand side is also 0; the equation is satisfied. The following example finds the equation of the tangent line to this function at this point.

#### Example 2.6.4 Using implicit differentiation to find a tangent line.

Find the equation of the line tangent to the curve of the implicitly defined function  $\sin(y) + y^3 = 6 - x^3$  at the point  $(\sqrt[3]{6}, 0)$ .

**Solution.** In Example 2.6.3 we found that

$$y' = \frac{-3x^2}{\cos(y) + 3y^2}.$$

We find the slope of the tangent line at the point  $(\sqrt[3]{6}, 0)$  by substituting  $\sqrt[3]{6}$  for  $x$  and 0 for  $y$ . Thus at the point  $(\sqrt[3]{6}, 0)$ , we have the slope as

$$y' = \frac{-3(\sqrt[3]{6})^2}{\cos(0) + 3 \cdot 0^2} = \frac{-3\sqrt[3]{36}}{1} \approx -9.91.$$

Therefore the equation of the tangent line to the implicitly defined function  $\sin(y) + y^3 = 6 - x^3$  at the point  $(\sqrt[3]{6}, 0)$  is

$$y = -3\sqrt[3]{36}(x - \sqrt[3]{6}) + 0 \approx -9.91x + 18.$$

The curve and this tangent line are shown in Figure 2.6.5.

This suggests a general method for implicit differentiation. For the steps below assume  $y$  is a function of  $x$ .

1. Take the derivative of each term in the equation. Treat the  $x$  terms like normal. When taking the derivatives of  $y$  terms, the usual rules apply

Video solution

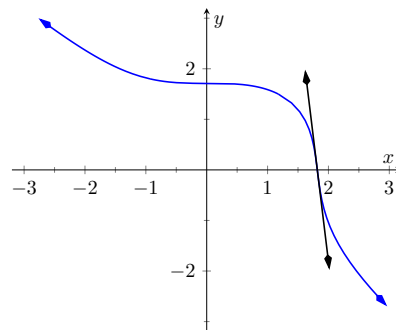


[youtu.be/watch?v=0baXlbhup0o](https://youtu.be/watch?v=0baXlbhup0o)

Video solution



[youtu.be/watch?v=qYrcm4ObwOM](https://youtu.be/watch?v=qYrcm4ObwOM)



**Figure 2.6.5** The function  $\sin(y) + y^3 = 6 - x^3$  and its tangent line at the point  $(\sqrt[3]{6}, 0)$

except that, because of the [Theorem 2.5.4](#), we need to multiply each term by  $y'$ .

2. Get all the  $y'$  terms on one side of the equal sign and put the remaining terms on the other side.
3. Factor out  $y'$ ; solve for  $y'$  by dividing.

(Practical Note: when working by hand, it may be beneficial to use the symbol  $\frac{dy}{dx}$  instead of  $y'$ , as the latter can be easily confused for  $y$  or  $y^1$ .)

### Example 2.6.6 Using Implicit Differentiation.

Given the implicitly defined function  $y^3 + x^2y^4 = 1 + 2x$ , find  $y'$ .

**Solution.** We will take the implicit derivatives term by term. The derivative of  $y^3$  is  $3y^2y'$ .

The second term,  $x^2y^4$ , is a little tricky. It requires the [Product Rule](#) as it is the product of two functions of  $x$ :  $x^2$  and  $y^4$ . Its derivative is  $x^2(4y^3y') + 2xy^4$ . The first part of this expression requires a  $y'$  because we are taking the derivative of a  $y$  term. The second part does not require it because we are taking the derivative of  $x^2$ .

The derivative of the right hand side is easily found to be 2. In all, we get:

$$3y^2y' + 4x^2y^3y' + 2xy^4 = 2.$$

Move terms around so that the left side consists only of the  $y'$  terms and the right side consists of all the other terms:

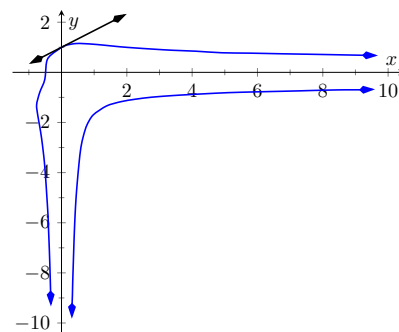
$$3y^2y' + 4x^2y^3y' = 2 - 2xy^4.$$

Factor out  $y'$  from the left side and solve to get

$$y' = \frac{2 - 2xy^4}{3y^2 + 4x^2y^3}.$$

To confirm the validity of our work, let's find the equation of a tangent line to this function at a point. It is easy to confirm that the point  $(0, 1)$  lies on the graph of this function. At this point,  $y' = 2/3$ . So the equation of the tangent line is  $y = 2/3(x - 0) + 1$ . The function and its tangent line are graphed in [Figure 2.6.7](#).

Notice how our curve looks much different than for functions we have seen. For one, it fails the vertical line test, and so the complete curve is not truly representing  $y$  as a function of  $x$ . But when we indicate we are interested in the derivative at  $(0, 1)$ , we are indicating that we want the function defined by the small portion of the curve that passes through  $(0, 1)$ , and that small portion does pass the vertical line test. Such functions are important in many areas of mathematics, so developing tools to deal with them is also important.



**Figure 2.6.7** A graph of the implicitly defined function  $y^3 + x^2y^4 = 1 + 2x$  along with its tangent line at the point  $(0, 1)$

Video solution



[youtu.be/watch?v=O5OqJ7a\\_Ovo](https://youtu.be/watch?v=O5OqJ7a_Ovo)

### Example 2.6.8 Using Implicit Differentiation.

Given the implicitly defined function  $\sin(x^2y^2) + y^3 = x + y$ , find  $y'$ .

**Solution.** Differentiating term by term, we find the most difficulty in

the first term. It requires both the [The Chain Rule](#) and [Product Rule](#).

$$\begin{aligned}\frac{d}{dx}(\sin(x^2y^2)) &= \cos(x^2y^2) \cdot \frac{d}{dx}(x^2y^2) \\ &= \cos(x^2y^2) \cdot (x^2(2yy') + 2xy^2) \\ &= 2(x^2yy' + xy^2) \cos(x^2y^2).\end{aligned}$$

We leave the derivatives of the other terms to the reader. After taking the derivatives of both sides, we have

$$2(x^2yy' + xy^2) \cos(x^2y^2) + 3y^2y' = 1 + y'.$$

We now have to be careful to properly solve for  $y'$ , particularly because of the product on the left. It is best to multiply out the product. Doing this, we get

$$2x^2y \cos(x^2y^2)y' + 2xy^2 \cos(x^2y^2) + 3y^2y' = 1 + y'.$$

From here we can safely move around terms to get the following:

$$2x^2y \cos(x^2y^2)y' + 3y^2y' - y' = 1 - 2xy^2 \cos(x^2y^2).$$

Then we can solve for  $y'$  to get

$$y' = \frac{1 - 2xy^2 \cos(x^2y^2)}{2x^2y \cos(x^2y^2) + 3y^2 - 1}.$$

A graph of this implicit function is given in [Figure 2.6.9](#).

It is easy to verify that the points  $(0, 0)$ ,  $(0, 1)$  and  $(0, -1)$  all lie on the graph. We can find the slopes of the tangent lines at each of these points using our formula for  $y'$ .

- At  $(0, 0)$ , the slope is  $-1$ .
- At  $(0, 1)$ , the slope is  $1/2$ .
- At  $(0, -1)$ , the slope is also  $1/2$ .

The tangent lines have been added to the graph of the function in [Figure 2.6.10](#).

Quite a few “famous” curves have equations that are given implicitly. We can use implicit differentiation to find the slope at various points on those curves. We investigate two such curves in the next examples.

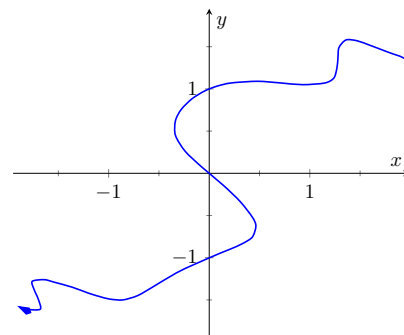
#### Example 2.6.11 Finding slopes of tangent lines to a circle.

Find the slope of the tangent line to the circle  $x^2 + y^2 = 1$  at the point  $(1/2, \sqrt{3}/2)$ .

**Solution.** Taking derivatives, we get  $2x + 2yy' = 0$ . Solving for  $y'$  gives:

$$y' = \frac{-x}{y}.$$

This is a clever formula. Recall that the slope of the line through the origin and the point  $(x, y)$  on the circle will be  $y/x$ . We have found that the slope of the tangent line to the circle at that point is the opposite

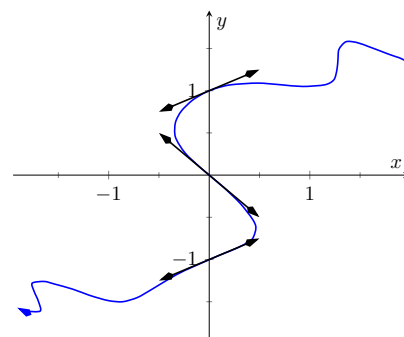


**Figure 2.6.9** A graph of the implicitly defined curve  $\sin(x^2y^2) + y^3 = x + y$

Video solution



[youtu.be/watch?v=BMn-BU6VTQU](https://youtu.be/watch?v=BMn-BU6VTQU)



**Figure 2.6.10** A graph of the implicitly defined curve  $\sin(x^2y^2) + y^3 = x + y$  and certain tangent lines

reciprocal of  $y/x$ , namely,  $-x/y$ . Hence these two lines are always perpendicular.

At the point  $(1/2, \sqrt{3}/2)$ , we have the tangent line's slope as

$$y' = \frac{-1/2}{\sqrt{3}/2} = \frac{-1}{\sqrt{3}} \approx -0.577.$$

A graph of the circle and its tangent line at  $(1/2, \sqrt{3}/2)$  is given in [Figure 2.6.12](#), along with a thin dashed line from the origin that is perpendicular to the tangent line. (It turns out that all normal lines to a circle pass through the center of the circle.)

This section has shown how to find the derivatives of implicitly defined functions, whose graphs include a wide variety of interesting and unusual shapes. Implicit differentiation can also be used to further our understanding of “regular” differentiation.

One hole in our current understanding of derivatives is this: what is the derivative of the square root function? That is,

$$\frac{d}{dx}(\sqrt{x}) = \frac{d}{dx}(x^{1/2}) = ?$$

We allude to a possible solution, as we can write the square root function as a power function with a rational (or, fractional) power. We are then tempted to apply the [Power Rule with Integer Exponents](#) and obtain

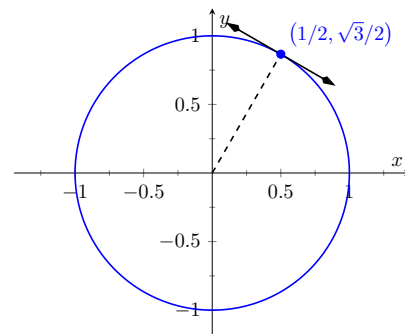
$$\frac{d}{dx}(x^{1/2}) = \frac{1}{2}x^{-1/2} = \frac{1}{2\sqrt{x}}.$$

The trouble with this is that the [Power Rule with Integer Exponents](#) was initially defined only for positive integer powers,  $n > 0$ . While we did not justify this at the time, generally the [Power Rule with Integer Exponents](#) is proved using something called the Binomial Theorem, which deals only with positive integers. The [Quotient Rule](#) allowed us to extend the [Power Rule with Integer Exponents](#) to negative integer powers. Implicit Differentiation allows us to extend the [Power Rule with Integer Exponents](#) to rational powers, as shown below.

Let  $y = x^{m/n}$ , where  $m$  and  $n$  are integers with no common factors (so  $m = 2$  and  $n = 5$  is fine, but  $m = 2$  and  $n = 4$  is not). We can rewrite this explicit function implicitly as  $y^n = x^m$ . Now apply implicit differentiation.

$$\begin{aligned} y &= x^{m/n} \\ y^n &= x^m \\ \frac{d}{dx}(y^n) &= \frac{d}{dx}(x^m) \\ n \cdot y^{n-1} \cdot y' &= m \cdot x^{m-1} \\ y' &= \frac{m x^{m-1}}{n y^{n-1}} && \text{(now substitute } x^{m/n} \text{ for } y) \\ &= \frac{m}{n} \frac{x^{m-1}}{(x^{m/n})^{n-1}} && \text{(apply lots of algebra)} \\ &= \frac{m}{n} x^{(m-n)/n} \\ &= \frac{m}{n} x^{m/n-1}. \end{aligned}$$

The above derivation is the key to the proof extending the [Power Rule with Integer Exponents](#) to rational powers. Using limits, we can extend this once



**Figure 2.6.12** The unit circle with its tangent line at  $(1/2, \sqrt{3}/2)$

more to include *all* powers, including irrational (even transcendental!) powers, giving the following theorem.

**Theorem 2.6.13 Power Rule for Differentiation.**

Let  $f(x) = x^n$ , where  $n \neq 0$  is a real number. Then  $f$  is differentiable on its domain, except possibly at  $x = 0$ , and  $f'(x) = n \cdot x^{n-1}$ .

This theorem allows us to say the derivative of  $x^\pi$  is  $\pi x^{\pi-1}$ .

We now apply this final version of the [Power Rule for Differentiation](#) in the next example, the second investigation of a “famous” curve.

**Example 2.6.14 Using the Power Rule.**

Find the slope of  $x^{2/3} + y^{2/3} = 8$  at the point  $(8, 8)$ .

**Solution.** This is a particularly interesting curve called an **astroid**. It is the shape traced out by a point on the edge of a circle that is rolling around inside of a larger circle, as shown in [Figure 2.6.15](#).

To find the slope of the astroid at the point  $(8, 8)$ , we take the derivative implicitly.

$$\begin{aligned} \frac{2}{3}x^{-1/3} + \frac{2}{3}y^{-1/3}y' &= 0 \\ \frac{2}{3}y^{-1/3}y' &= -\frac{2}{3}x^{-1/3} \\ y' &= -\frac{x^{-1/3}}{y^{-1/3}} \\ y' &= -\frac{y^{1/3}}{x^{1/3}} = -\sqrt[3]{\frac{y}{x}}. \end{aligned}$$

Plugging in  $x = 8$  and  $y = 8$ , we get a slope of  $-1$ . The astroid, with its tangent line at  $(8, 8)$ , is shown in [Figure 2.6.16](#).

## 2.6.2 Implicit Differentiation and the Second Derivative

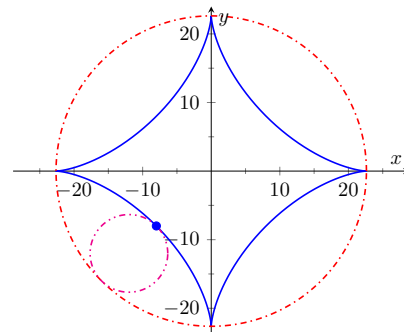
We can use implicit differentiation to find higher order derivatives. In theory, this is simple: first find  $\frac{dy}{dx}$ , then take its derivative with respect to  $x$ . In practice, it is not hard, but it often requires a bit of algebra. We demonstrate this in an example.

**Example 2.6.17 Finding the second derivative.**

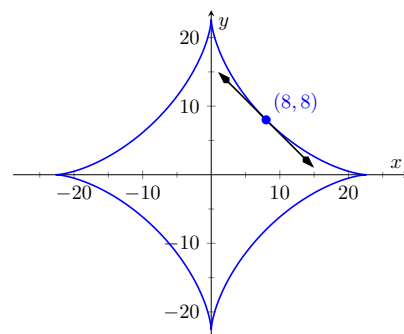
Given  $x^2 + y^2 = 1$ , find  $\frac{d^2y}{dx^2} = y''$ .

**Solution.** We found that  $y' = \frac{dy}{dx} = -x/y$  in [Example 2.6.11](#). To find  $y''$ , we apply implicit differentiation to  $y'$ .

$$\begin{aligned} y'' &= \frac{d}{dx}(y') \\ &= \frac{d}{dx}\left(-\frac{x}{y}\right) && \text{(Now use the Quotient Rule.)} \\ &= -\frac{y \cdot 1 - x(y')}{y^2} && \text{replace } y' \text{ with } -x/y: \end{aligned}$$



**Figure 2.6.15** An astroid, traced out by a point on the smaller circle as it rolls inside the larger circle



**Figure 2.6.16** An astroid with a tangent line

$$\begin{aligned}
 &= -\frac{y - x(-x/y)}{y^2} \\
 &= -\frac{y + x^2/y}{y^2}.
 \end{aligned}$$

While this is not a particularly simple expression, it is usable. We can see that  $y'' > 0$  when  $y < 0$  and  $y'' < 0$  when  $y > 0$ . In Section 3.4, we will see how this relates to the shape of the graph.

Also, if we remember that we are only considering points on the curve  $x^2 + y^2 = 1$ , then we know that  $x^2 = 1 - y^2$ . So we can replace the  $x^2$  in the expression for  $y''$  to get

$$y'' = -\frac{y + (1 - y^2)/y}{y^2} = -\frac{1}{y^3}$$

which is a simpler expression. Recognizing when simplifications like this are possible is not always easy.

### 2.6.3 Logarithmic Differentiation

Consider the function  $y = x^x$ ; it is graphed in Figure 2.6.18. It is well-defined for  $x > 0$  and we might be interested in finding equations of lines tangent and normal to its graph. How do we take its derivative?

The function is not a power function: it has a “power” of  $x$ , not a constant. It is not an exponential function either: it has a “base” of  $x$ , not a constant.

A differentiation technique known as **logarithmic differentiation** becomes useful here. The basic principle is this: take the natural log of both sides of an equation  $y = f(x)$ , then use implicit differentiation to find  $y'$ . We demonstrate this in the following example.

#### Example 2.6.19 Using Logarithmic Differentiation.

Given  $y = x^x$ , use logarithmic differentiation to find  $y'$ .

**Solution.** As suggested above, we start by taking the natural log of both sides then applying implicit differentiation.

$$\begin{aligned}
 y &= x^x \\
 \ln(y) &= \ln(x^x) && \text{(apply logarithm rule)} \\
 \ln(y) &= x \ln(x) && \text{(now use implicit differentiation)} \\
 \frac{d}{dx}(\ln(y)) &= \frac{d}{dx}(x \ln(x)) \\
 \frac{y'}{y} &= \ln(x) + x \cdot \frac{1}{x} \\
 \frac{y'}{y} &= \ln(x) + 1 \\
 y' &= y(\ln(x) + 1) && \text{(substitute } y = x^x) \\
 y' &= x^x(\ln(x) + 1) .
 \end{aligned}$$

To “test” our answer, let’s use it to find the equation of the tangent line at  $x = 1.5$ . The point on the graph our tangent line must pass through is  $(1.5, 1.5^{1.5}) \approx (1.5, 1.837)$ . Using the equation for  $y'$ , we find the

Video solution



[youtu.be/watch?v=V6piqsjn2mk](https://youtu.be/watch?v=V6piqsjn2mk)

In calculus the expression  $0^0$  is also considered well-defined and equal to 1. This is easily confused with a limit of the form  $0^0$ , which is indeterminate. We skirt the issue here.

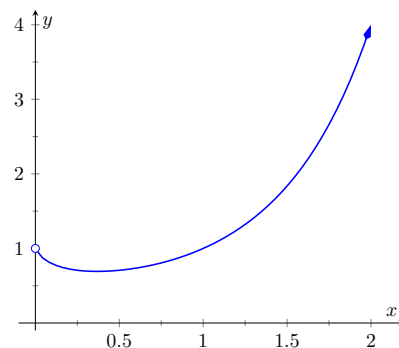


Figure 2.6.18 A plot of  $y = x^x$

slope as

$$y' = 1.5^{1.5} (\ln(1.5) + 1) \approx 1.837(1.405) \approx 2.582.$$

Thus the equation of the tangent line is (approximately)  $y \approx 2.582(x - 1.5) + 1.837$ . Figure 2.6.20 graphs  $y = x^x$  along with this tangent line.

We would not have been able to compute the derivative of the function in Example 2.6.19 without logarithmic differentiation. But the method is also useful in cases where the product and quotient rules could be used, but logarithmic differentiation is simpler. The video in Figure 2.6.21 provides such an example.

Implicit differentiation proves to be useful as it allows us to find the instantaneous rates of change of a variety of functions. In particular, it extended the Power Rule for Differentiation to rational exponents, which we then extended to all real numbers. In Section 2.7, implicit differentiation will be used to find the derivatives of **inverse** functions, such as  $y = \sin^{-1}(x)$ .

Video solution



[youtu.be/watch?v=6eL6WBImItk](https://youtu.be/watch?v=6eL6WBImItk)

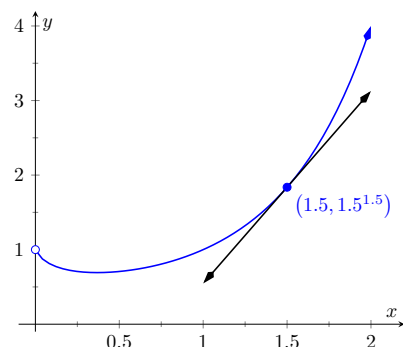


Figure 2.6.20 A graph of  $y = x^x$  and its tangent line at  $x = 1.5$



[youtu.be/watch?v=3Cv2EgjH9ZE](https://youtu.be/watch?v=3Cv2EgjH9ZE)

Figure 2.6.21 Using logarithmic differentiation



## 2.6.4 Exercises

### Terms and Concepts

1. In your own words, explain the difference between implicit functions and explicit functions.
2. Implicit differentiation is based on what other differentiation rule?
3. (☐ True ☐ False) Implicit differentiation can be used to find the derivative of  $y = \sqrt{x}$ .
4. (☐ True ☐ False) Implicit differentiation can be used to find the derivative of  $y = x^{3/4}$ .

### Problems

**Exercise Group.** Compute the derivative of the given function.

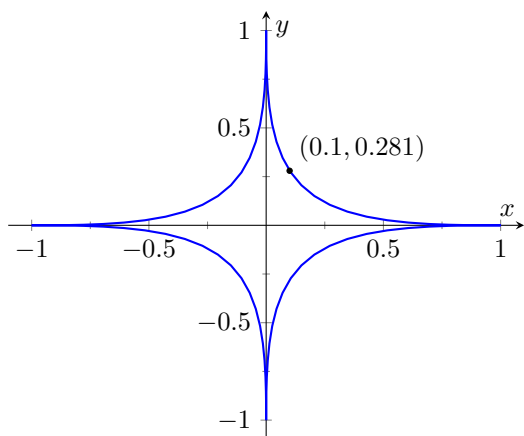
5.  $j(w) = \sqrt{w} - \frac{1}{\sqrt{w}}$
6.  $k(y) = \sqrt[6]{y} + y^{(\frac{5}{6})}$
7.  $p(t) = \sqrt{9+t^2}$
8.  $m(w) = \sqrt{w} \tan(w)$
9.  $m(y) = y^{1.2}$
10.  $f(r) = r^\pi + r^{3.8} + \pi^{3.8}$
11.  $g(w) = \frac{w+(-8)}{\sqrt{w}}$
12.  $h(x) = \sqrt[6]{x}(\cos(x) + e^x)$

**Exercise Group.** Find  $\frac{dy}{dx}$  using implicit differentiation.

13.  $x^4 + y^2 + y = 7$
14.  $x^{2/5} + y^{2/5} = 1$
15.  $\cos(x) + \sin(y) = 1$
16.  $\frac{x}{y} = 10$
17.  $\frac{y}{x} = 10$
18.  $x^2 e^x + 2^y = 5$
19.  $x^2 \tan(y) = 50$
20.  $(3x^2 + 2y^3)^4 = 2$
21.  $(y^2 + 2y - x)^2 = 200$
22.  $\frac{x^2+y}{x+y^2} = 17$
23.  $\frac{\sin(x)+y}{\cos(y)+x} = 1$
24.  $\ln(x^2 + y^2) = e$
25.  $\ln(x^2 + xy + y^2) = 1$
26. Show that  $\frac{dy}{dx}$  is the same for each of the following implicitly defined functions.
  - (a)  $xy = 1$
  - (b)  $x^2 y^2 = 1$
  - (c)  $\sin(xy) = 1$
  - (d)  $\ln(xy) = 1$

**Exercise Group.** Find the equation of the tangent line to the graph of the implicitly defined function at the indicated points. As a visual aid, the function is graphed.

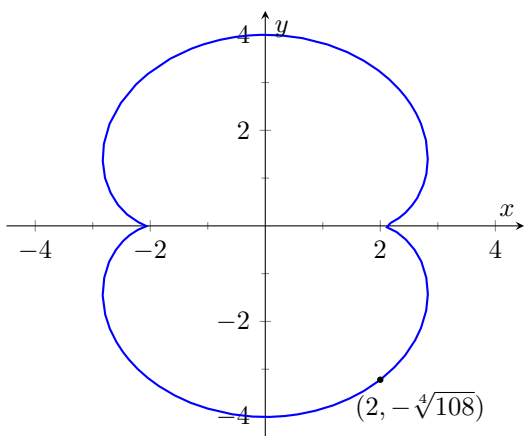
27. On the curve  $x^{2/5} + y^{2/5} = 1$ .



(a) At  $(1, 0)$ .

(b) At  $(0.1, 0.2811)$  (which does not *exactly* lie on the curve, but is very close).

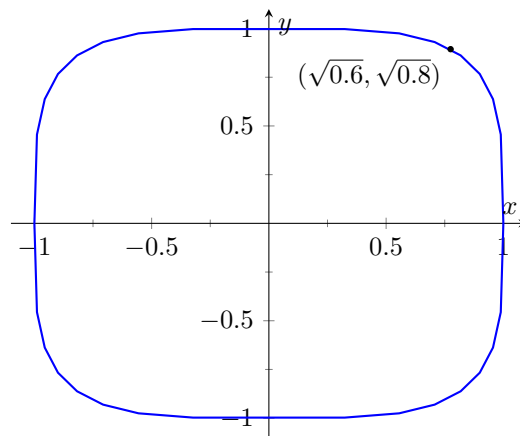
29. On the curve  $(x^2 + y^2 - 4)^3 = 108y^2$ .



(a) At  $(0, 4)$ .

(b) At  $(2, -\sqrt[4]{108})$ .

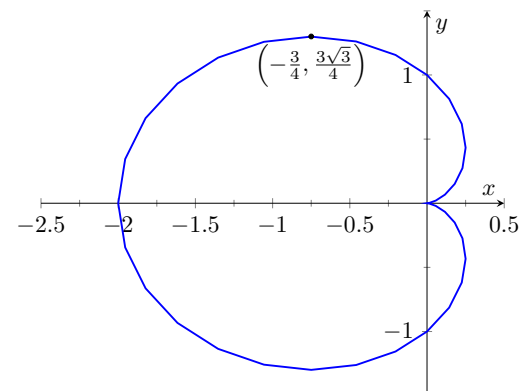
28. On the curve  $x^4 + y^4 = 1$ .



(a) At  $(1, 0)$ .

(b) At  $(\sqrt{0.6}, \sqrt{0.8})$ .

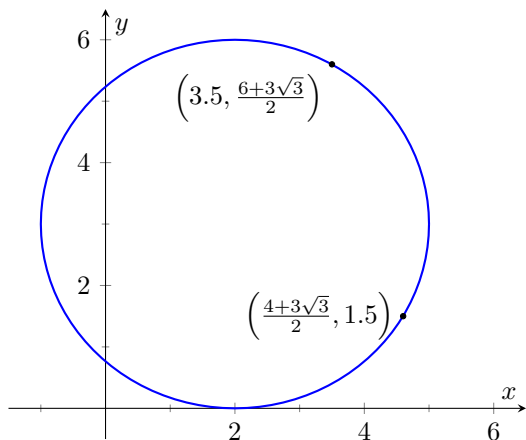
30. On the curve  $(x^2 + y^2 + x)^2 = x^2 + y^2$ .



(a) At  $(0, 1)$ .

(b) At  $(-\frac{3}{4}, \frac{3\sqrt{3}}{4})$ .

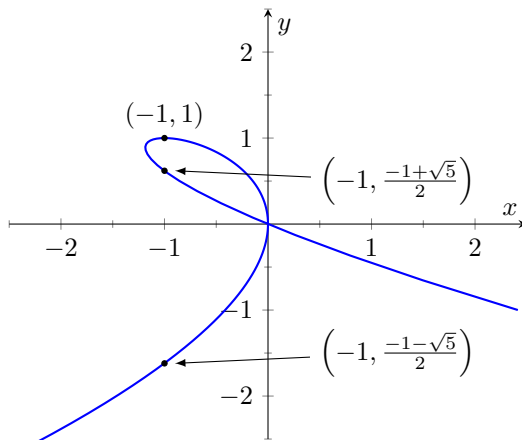
31. On the curve  $(x - 2)^2 + (y - 3)^2 = 9$ .



(a) At  $(\frac{7}{2}, \frac{6+3\sqrt{3}}{2})$ .

(b) At  $(\frac{4+3\sqrt{3}}{2}, \frac{3}{2})$ .

32. On the curve  $x^2 + y^3 + 2xy = 0$ .



(a) At  $(-1, 1)$ .

(b) At  $(-1, \frac{1}{2}(-1 + \sqrt{5}))$ .

(c) At  $(-1, \frac{1}{2}(-1 - \sqrt{5}))$ .

**Exercise Group.** An implicitly defined function is given. Find  $\frac{d^2y}{dx^2}$ . Note: these are the same functions used in Exercises 13 through 16.

33.  $x^4 + y^2 + y = 7$

35.  $\cos(x) + \sin(y) = 1$

34.  $x^{2/5} + y^{2/5} = 1$

36.  $\frac{x}{y} = 10$

**Exercise Group.** Use logarithmic differentiation to find  $\frac{dy}{dx}$ , then find the equation of the tangent line at the indicated  $x$ -value.

37.  $y = (1 + x)^{1/x}$  at  $x = 1$

39.  $y = \frac{x^x}{x+1}$  at  $x = 1$

41.  $y = \frac{x+1}{x+2}$  at  $x = 1$

38.  $y = (2x)^{x^2}$  at  $x = 1$

40.  $y = x^{\sin(x)+2}$  at  $x = \pi/2$

42.  $y = \frac{(x+1)(x+2)}{(x+3)(x+4)}$  at  $x = 0$

## 2.7 Derivatives of Inverse Functions

Recall that a function  $y = f(x)$  is said to be **one-to-one** if it passes the horizontal line test; that is, for two different  $x$  values  $x_1$  and  $x_2$ , we do not have  $f(x_1) = f(x_2)$ . In some cases the domain of  $f$  must be restricted so that it is one-to-one. For instance, consider  $f(x) = x^2$ . Clearly,  $f(-1) = f(1)$ , so  $f$  is not one-to-one on its regular domain, but by restricting  $f$  to  $(0, \infty)$ ,  $f$  is one-to-one.

Now recall that one-to-one functions have **inverses**. That is, if  $f$  is one-to-one, it has an inverse function, denoted by  $f^{-1}$ , such that if  $f(a) = b$ , then  $f^{-1}(b) = a$ . The domain of  $f^{-1}$  is the range of  $f$ , and vice-versa. For ease of notation, we set  $g = f^{-1}$  and treat  $g$  as a function of  $x$ .

Since  $f(a) = b$  implies  $g(b) = a$ , when we compose  $f$  and  $g$  we get a nice result:

$$f(g(b)) = f(a) = b.$$

In general,  $f(g(x)) = x$  and  $g(f(x)) = x$ . This gives us a convenient way to check if two functions are inverses of each other: compose them and if the result is  $x$  (on the appropriate domains), then they are inverses.

When the point  $(a, b)$  lies on the graph of  $f$ , the point  $(b, a)$  lies on the graph of  $g$ . This leads us to discover that the graph of  $g$  is the reflection of  $f$  across the line  $y = x$ . In Figure 2.7.3 we see a function graphed along with its inverse. See how the point  $(1, 1.5)$  lies on one graph, whereas  $(1.5, 1)$  lies on the other. Because of this relationship, whatever we know about  $f$  can quickly be transferred into knowledge about  $g$ .

For example, consider Figure 2.7.4 where the tangent line to  $f$  at the point  $(1, 1.5)$  is drawn. That line has slope 3. Through reflection across  $y = x$ , we can see that the tangent line to  $g$  at the point  $(1.5, 1)$  has slope  $1/3$ . Their slopes are reciprocals. This should make sense since reflecting a line (such as a tangent line) across the line  $y = x$  switches the  $x$  and  $y$  values. Also consider the point  $(0, 0.5)$  on the graph of  $f$ , where the tangent line is horizontal. At the point  $(0.5, 0)$  on  $g$ , the tangent line is vertical.

More generally, consider the tangent line to  $f$  at the point  $(a, b)$ . That line has slope  $f'(a)$ . Through reflection across  $y = x$ , we can extend our above observation to say that the tangent line to  $g$  at the point  $(b, a)$  should have slope  $1/f'(a)$ . This then tells us that  $g'(b) = 1/f'(a)$ .

The information from these two graphs is summarized in Table 2.7.5 below:

Table 2.7.5

Information about $f$	Information about $g = f^{-1}$
$(1, 1.5)$ lies on $f$	$(1.5, 1)$ lies on $g$
Slope of tangent line to $f$ at $x = 1$ is 3	Slope of tangent line to $g$ at $x = 1.5$ is $1/3$
$f'(1) = 3$	$g'(1.5) = 1/3$

We have discovered a relationship between  $f'$  and  $g'$  in a mostly graphical way. We can realize this relationship analytically as well. Let  $y = g(x)$ , where again  $g = f^{-1}$ . We want to find  $y'$ . Since  $y = g(x)$ , we know that  $f(y) = x$ . Using the [The Chain Rule](#) and Implicit Differentiation, take the derivative of both sides of this last equality.

$$\begin{aligned}\frac{d}{dx}(f(y)) &= \frac{d}{dx}(x) \\ f'(y) \cdot y' &= 1 \\ y' &= \frac{1}{f'(y)}\end{aligned}$$



[youtu.be/watch?v=rBIBiDXbWf8](https://youtu.be/watch?v=rBIBiDXbWf8)

Figure 2.7.1 Video introduction to Section 2.7



[youtu.be/watch?v=1g9gAQC301Q](https://youtu.be/watch?v=1g9gAQC301Q)

Figure 2.7.2 Properties of inverse functions

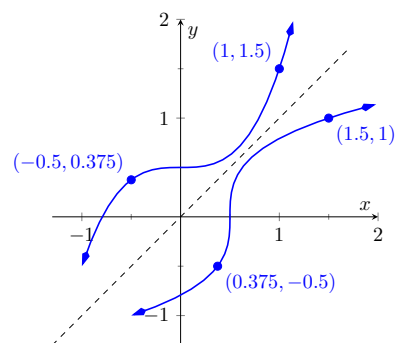


Figure 2.7.3 A function  $f$  along with its inverse  $f^{-1}$ . (Note how it does not matter which function we refer to as  $f$ ; the other is  $f^{-1}$ .)

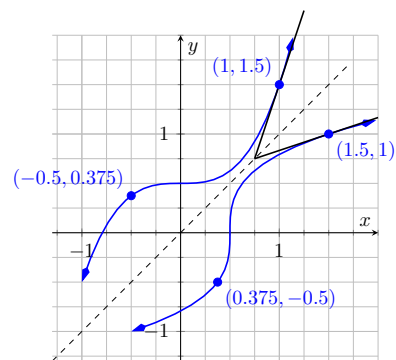


Figure 2.7.4 Corresponding tangent lines drawn to  $f$  and  $f^{-1}$

$$y' = \frac{1}{f'(g(x))}.$$

This leads us to the following theorem.

**Theorem 2.7.6 Derivatives of Inverse Functions.**

Let  $f$  be differentiable and one-to-one on an open interval  $I$ , where  $f'(x) \neq 0$  for all  $x$  in  $I$ , let  $J$  be the range of  $f$  on  $I$ , let  $g$  be the inverse function of  $f$ , and let  $f(a) = b$  for some  $a$  in  $I$ . Then  $g$  is a differentiable function on  $J$ , and in particular,

$$1. (f^{-1})'(b) = g'(b) = \frac{1}{f'(a)} \quad 2. (f^{-1})'(x) = \frac{1}{f'(g(x))} = g'(x)$$

The results of Theorem 2.7.6 are not trivial; the notation may seem confusing at first. Careful consideration, along with examples, should earn understanding.

In the next example we apply Theorem 2.7.6 to the arcsine function.

A word of caution is required here. The function  $\sin(x)$  is clearly not one-to-one. How can we say that  $\arcsin(x)$  is the inverse of  $\sin(x)$ ? To make sense of this, we employ a technique known as *restriction of domain*: instead of considering the entire domain of the sine function, we consider a portion of it, on which the function is one-to-one, as explained in Figure 2.7.8.

**Example 2.7.9 Finding the derivative of an inverse trigonometric function.**

Let  $y = \arcsin(x) = \sin^{-1}(x)$ . Find  $y'$  using Theorem 2.7.6.

**Solution.** Adopting our previously defined notation, let  $g(x) = \arcsin(x)$  and  $f(x) = \sin(x)$ . Thus  $f'(x) = \cos(x)$ . Applying the theorem, we have

$$\begin{aligned} g'(x) &= \frac{1}{f'(g(x))} \\ &= \frac{1}{\cos(\arcsin(x))}. \end{aligned}$$

This last expression is not immediately illuminating. Drawing a figure will help, as shown in Figure 2.7.10. Recall that the sine function can be viewed as taking in an angle and returning a ratio of sides of a right triangle, specifically, the ratio “opposite over hypotenuse.” This means that the arcsine function takes as input a ratio of sides and returns an angle. The equation  $y = \arcsin(x)$  can be rewritten as  $y = \arcsin(x/1)$ ; that is, consider a right triangle where the hypotenuse has length 1 and the side opposite of the angle with measure  $y$  has length  $x$ . This means the final side has length  $\sqrt{1-x^2}$ , using the Pythagorean Theorem.

Therefore

$$\begin{aligned} \cos(\sin^{-1}(x)) &= \cos(y) \\ &= \frac{\sqrt{1-x^2}}{1} \\ &= \sqrt{1-x^2}, \end{aligned}$$

resulting in

$$\frac{d}{dx}(\arcsin(x)) = \frac{1}{\sqrt{1-x^2}}.$$



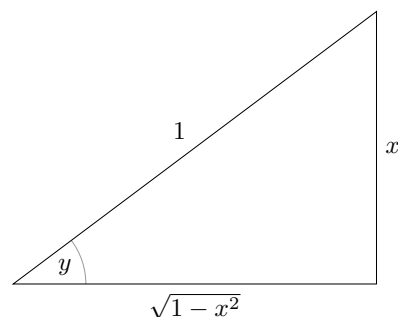
[youtu.be/watch?v=dOtVBJd75h8](https://youtu.be/watch?v=dOtVBJd75h8)

**Figure 2.7.7** Video presentation of Theorem 2.7.6



[youtu.be/watch?v=ICNZPbfiono](https://youtu.be/watch?v=ICNZPbfiono)

**Figure 2.7.8** Restricting the domain of  $\sin(x)$



**Figure 2.7.10** A right triangle defined by  $y = \sin^{-1}(x/1)$  with the length of the third leg found using the Pythagorean Theorem

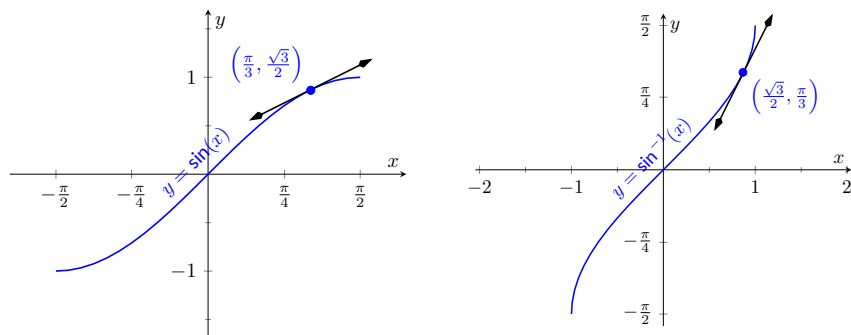
**Video solution**



[youtu.be/watch?v=xBZqkvQRSG4](https://youtu.be/watch?v=xBZqkvQRSG4)

Remember that the input  $x$  of the arcsine function is a ratio of a side of a right triangle to its hypotenuse; the absolute value of this ratio will never be greater than 1. Therefore the inside of the square root will never be negative.

In order to make  $y = \sin(x)$  one-to-one, we restrict its domain to  $[-\pi/2, \pi/2]$ ; on this domain, the range is  $[-1, 1]$ . Therefore the domain of  $y = \arcsin(x)$  is  $[-1, 1]$  and the range is  $[-\pi/2, \pi/2]$ . When  $x = \pm 1$ , note how the derivative of the arcsine function is undefined; this corresponds to the fact that as  $x \rightarrow \pm 1$ , the tangent lines to arcsine approach vertical lines with undefined slopes.



**Figure 2.7.11** Graphs of  $\sin(x)$  and  $\sin^{-1}(x)$  along with corresponding tangent lines

In [Figure 2.7.11](#) we see  $f(x) = \sin(x)$  and  $f^{-1}(x) = \sin^{-1}(x)$  graphed on their respective domains. The line tangent to  $\sin(x)$  at the point  $(\pi/3, \sqrt{3}/2)$  has slope  $\cos(\pi)/3 = 1/2$ . The slope of the corresponding point on  $\sin^{-1}(x)$ , the point  $(\sqrt{3}/2, \pi/3)$ , is

$$\begin{aligned} \frac{1}{\sqrt{1 - (\sqrt{3}/2)^2}} &= \frac{1}{\sqrt{1 - 3/4}} \\ &= \frac{1}{\sqrt{1/4}} \\ &= \frac{1}{1/2} = 2, \end{aligned}$$

verifying yet again that at corresponding points, a function and its inverse have reciprocal slopes.

Using similar techniques, we can find the derivatives of all the inverse trigonometric functions. In [Table 2.7.12](#) we show the restrictions of the domains of the standard trigonometric functions that allow them to be invertible.

**Table 2.7.12** Domains and ranges of the trigonometric and inverse trigonometric functions

Function	Domain	Range
$\sin(x)$	$[-\pi/2, \pi/2]$	$[-1, 1]$
$\sin^{-1}(x)$	$[-1, 1]$	$[-\pi/2, \pi/2]$
$\cos(x)$	$[0, \pi]$	$[-1, 1]$
$\cos^{-1}(x)$	$[-1, 1]$	$[0, \pi]$
$\tan(x)$	$(-\pi/2, \pi/2)$	$(-\infty, \infty)$
$\tan^{-1}(x)$	$(-\infty, \infty)$	$(-\pi/2, \pi/2)$
$\csc(x)$	$[-\pi/2, 0) \cup (0, \pi/2]$	$(-\infty, -1] \cup [1, \infty)$
$\csc^{-1}(x)$	$(-\infty, -1] \cup [1, \infty)$	$[-\pi/2, 0) \cup (0, \pi/2]$
$\sec(x)$	$[0, \pi/2) \cup (\pi/2, \pi]$	$(-\infty, -1] \cup [1, \infty)$
$\sec^{-1}(x)$	$(-\infty, -1] \cup [1, \infty)$	$[0, \pi/2) \cup (\pi/2, \pi]$
$\cot(x)$	$(0, \pi)$	$(-\infty, \infty)$
$\cot^{-1}(x)$	$(-\infty, \infty)$	$(0, \pi)$

**Theorem 2.7.13** Derivatives of Inverse Trigonometric Functions.

The inverse trigonometric functions are differentiable on all open sets contained in their domains (as listed in Table 2.7.12) and their derivatives are as follows:

1.  $\frac{d}{dx}(\sin^{-1}(x)) = \frac{1}{\sqrt{1-x^2}}$
2.  $\frac{d}{dx}(\cos^{-1}(x)) = -\frac{1}{\sqrt{1-x^2}}$
3.  $\frac{d}{dx}(\tan^{-1}(x)) = \frac{1}{1+x^2}$
4.  $\frac{d}{dx}(\csc^{-1}(x)) = -\frac{1}{|x|\sqrt{x^2-1}}$
5.  $\frac{d}{dx}(\sec^{-1}(x)) = \frac{1}{|x|\sqrt{x^2-1}}$
6.  $\frac{d}{dx}(\cot^{-1}(x)) = -\frac{1}{1+x^2}$

Note how each derivative is the negative of the derivative of its “co” function. Because of this, derivatives of  $\sin^{-1}(x)$ ,  $\tan^{-1}(x)$ , and  $\sec^{-1}(x)$  are used almost exclusively throughout this text.

In Section 2.3, we stated without proof or explanation that  $\frac{d}{dx}(\ln(x)) = \frac{1}{x}$ . We can justify that now using Theorem 2.7.6, as shown in the example.

**Example 2.7.15** Finding the derivative of  $y = \ln(x)$ .

Use Theorem 2.7.6 to compute  $\frac{d}{dx}(\ln(x))$ .

**Solution.** View  $y = \ln(x)$  as the inverse of  $y = e^x$ . Therefore, using our standard notation, let  $f(x) = e^x$  and  $g(x) = \ln(x)$ . We wish to find



[youtu.be/watch?v=yO-BT5vEZ9A](https://youtu.be/watch?v=yO-BT5vEZ9A)

**Figure 2.7.14** Computing the derivative of  $\arctan(x)$

$g'(x)$ . Theorem 2.7.6 gives:

$$\begin{aligned} g'(x) &= \frac{1}{f'(g(x))} \\ &= \frac{1}{e^{\ln(x)}} \\ &= \frac{1}{x}. \end{aligned}$$

In this chapter we have defined the derivative, given rules to facilitate its computation, and given the derivatives of a number of standard functions. We restate the most important of these in the following theorem, intended to be a reference for further work.

**Theorem 2.7.16 Glossary of Derivatives of Elementary Functions.**

Let  $f$  and  $g$  be differentiable functions, and let  $a$ ,  $c$  and  $n$  be real numbers,  $a > 0$ ,  $n \neq 0$ .

- |  |   |
|--|---|
| 1. $\frac{d}{dx}(c) = 0$   | 13. $\frac{d}{dx}(\sin(x)) = \cos(x)$                         |
| 2. $\frac{d}{dx}(x) = 1$   | 14. $\frac{d}{dx}(\cos(x)) = -\sin(x)$                        |
| 3. $\frac{d}{dx}(x^n) = nx^{n-1}$  | 15. $\frac{d}{dx}(\tan(x)) = \sec^2(x)$                       |
| 4. $\frac{d}{dx}(f(x) \pm g(x)) = f'(x) \pm g'(x)$   | 16. $\frac{d}{dx}(\csc(x)) = -\csc(x) \cot(x)$                |
| 5. $\frac{d}{dx}(c \cdot f(x)) = c \cdot f'(x)$  | 17. $\frac{d}{dx}(\sec(x)) = \sec(x) \tan(x)$                 |
| 6. $\frac{d}{dx}(f(x) \cdot g(x)) = f'(x) \cdot g(x) + f(x) \cdot g'(x)$                               | 18. $\frac{d}{dx}(\cot(x)) = -\csc^2(x)$                      |
| 7. $\frac{d}{dx}(f(g(x))) = f'(g(x)) \cdot g'(x)$  | 19. $\frac{d}{dx}(\sin^{-1}(x)) = \frac{1}{\sqrt{1-x^2}}$     |
| 8. $\frac{d}{dx}\left(\frac{f(x)}{g(x)}\right) = \frac{f'(x) \cdot g(x) - f(x) \cdot g'(x)}{(g(x))^2}$ | 20. $\frac{d}{dx}(\cos^{-1}(x)) = -\frac{1}{\sqrt{1-x^2}}$    |
| 9. $\frac{d}{dx}(e^x) = e^x$   | 21. $\frac{d}{dx}(\tan^{-1}(x)) = \frac{1}{1+x^2}$            |
| 10. $\frac{d}{dx}(\ln(x)) = \frac{1}{x}$   | 22. $\frac{d}{dx}(\csc^{-1}(x)) = -\frac{1}{ x \sqrt{x^2-1}}$ |
| 11. $\frac{d}{dx}(a^x) = \ln(a) \cdot a^x$   | 23. $\frac{d}{dx}(\sec^{-1}(x)) = \frac{1}{ x \sqrt{x^2-1}}$  |
| 12. $\frac{d}{dx}(\log_a x) = \frac{1}{\ln(a)} \cdot \frac{1}{x}$                                      | 24. $\frac{d}{dx}(\cot^{-1}(x)) = -\frac{1}{1+x^2}$           |



## 2.7.1 Exercises

## Terms and Concepts

1. (☐ True ☐ False) Every function has an inverse.
2. In your own words explain what it means for a function to be “one-to-one.”
3. If  $(1, 10)$  lies on the graph of  $y = f(x)$ , what can be said about the graph of  $y = f^{-1}(x)$ ?
4. If  $(1, 10)$  lies on the graph of  $y = f(x)$  and  $f'(1) = 5$ , what can be said about  $y = f^{-1}(x)$ ?

## Problems

**Exercise Group.** Verify that the given functions are inverses.

5.  $f(x) = 2x + 6$  and  $g(x) = \frac{1}{2}x - 3$
6.  $f(x) = x^2 + 6x + 11, x \geq 3$  and  $g(x) = \sqrt{x-2} - 3, x \geq 2$
7.  $f(x) = \frac{3}{x-5}, x \neq 5$  and  $g(x) = \frac{3+5x}{x}, x \neq 0$
8.  $f(x) = \frac{x+1}{x-1}, x \neq 1$  and  $g(x) = f(x)$

**Exercise Group.** An invertible function  $f(x)$  is given along with a point that lies on its graph. Using [Theorem 2.7.6](#), evaluate  $(f^{-1})'(x)$  at the indicated value.

9. The point  $(9, 65)$  is on the graph of  $f(x) = 7x + 2$ . Find  $(f^{-1})'(65)$ .
10. The point  $(-6, 51)$  is on the graph of  $f(x) = x^2 - 2x + 3, x \geq 1$ . Find  $(f^{-1})'(51)$ .
11. The point  $(\frac{\pi}{24}, \frac{\sqrt{3}}{2})$  is on the graph of  $f(x) = \cos(4x), 0 \leq x \leq \frac{\pi}{4}$ . Find  $(f^{-1})'(\frac{\sqrt{3}}{2})$ .
12. The point  $(3, 576)$  is on the graph of  $f(x) = x^3 - 27x^2 + 267x - 9$ . Find  $(f^{-1})'(576)$ .
13. The point  $(2, \frac{1}{5})$  is on the graph of  $f(x) = \frac{1}{1+x^2}, x \geq 0$ . Find  $(f^{-1})'(\frac{1}{5})$ .
14. The point  $(0, 3)$  is on the graph of  $f(x) = 3e^{4x}$ . Find  $(f^{-1})'(3)$ .

**Exercise Group.** Compute the derivative of the given function.

- |  |                                 |
|--|---------------------------------|
| 15. $h(w) = \cos^{-1}(4w)$                     | 16. $h(x) = \csc^{-1}(7x)$      |
| 17. $j(r) = \tan^{-1}(2r)$                     | 18. $k(w) = w \cos^{-1}(w)$     |
| 19. $p(x) = \tan(x) \cos^{-1}(x)$              | 20. $f(t) = \ln(t)e^t$          |
| 21. $m(z) = \frac{\tan^{-1}(z)}{\sin^{-1}(z)}$ | 22. $f(x) = \tan(\sqrt[4]{x})$  |
| 23. $g(q) = \csc(\frac{1}{q^3})$               | 24. $g(z) = \sin(\sin^{-1}(z))$ |

**Exercise Group.** Compute the derivative of the given function in two ways:

- (a) By simplifying first, then taking the derivative, and
- (b) by using the Chain Rule first then simplifying.

Verify that the two answers are the same.

25.  $f(x) = \sin(\sin^{-1}(x))$
26.  $f(x) = \tan^{-1}(\tan(x))$
27.  $f(x) = \sin(\cos^{-1}(x))$
28.  $f(x) = \sin(2 \sin^{-1}(x))$

**Exercise Group.** Find the equation of the line tangent to the graph of  $f$  at the indicated  $x$  value.

**29.**  $f(x) = \sin^{-1}(x)$  at  $x = \frac{-\sqrt{3}}{2}$

**30.**  $f(x) = \cos^{-1}(2x)$  at  $x = \frac{\sqrt{3}}{4}$

## Chapter 3

# The Graphical Behavior of Functions

Our study of limits led to continuous functions, a certain class of functions that behave in a particularly nice way. Limits then gave us an even nicer class of functions, functions that are differentiable.

This chapter explores many of the ways we can take advantage of the information that continuous and differentiable functions provide.

### 3.1 Extreme Values

Given any quantity described by a function, we are often interested in the largest and/or smallest values that quantity attains. For instance, if a function describes the speed of an object, it seems reasonable to want to know the fastest/slowest the object traveled. If a function describes the value of a stock, we might want to know the highest/lowest values the stock attained over the past year. We call such values *extreme values*.

#### Definition 3.1.1 Extreme Values.

Let  $f$  be defined on an interval  $I$  containing  $c$ .

1.  $f(c)$  is the *minimum* (also, *absolute minimum*) of  $f$  on  $I$  if  $f(c) \leq f(x)$  for all  $x$  in  $I$ .
2.  $f(c)$  is the *maximum* (also, *absolute maximum*) of  $f$  on  $I$  if  $f(c) \geq f(x)$  for all  $x$  in  $I$ .

The maximum and minimum values are the **extreme values**, or **extrema**, of  $f$  on  $I$ .

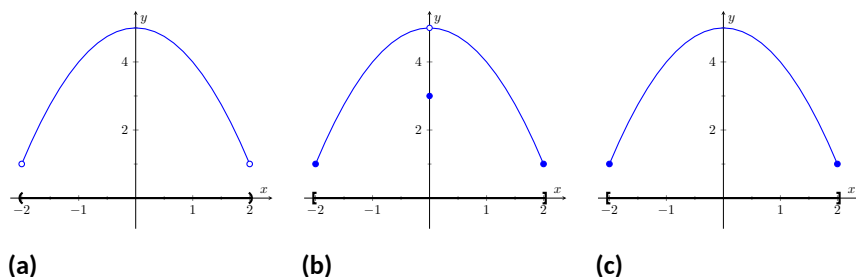
Consider Figure 3.1.3. The function displayed in Figure 3.1.3(a) has a maximum, but no minimum, as the interval over which the function is defined is open. In Figure 3.1.3(b), the function has a minimum, but no maximum; there is a discontinuity in the “natural” place for the maximum to occur. Finally, the function shown in Figure 3.1.3(c) has both a maximum and a minimum; note that the function is continuous and the interval on which it is defined is closed.



[youtu.be/watch?v=srE7xUmQtCQ](https://youtu.be/watch?v=srE7xUmQtCQ)

Figure 3.1.2 Video presentation of Definition 3.1.1

*Note:* The extreme values of a function are “ $y$ ” values, values the function attains, not the input values. However we often say there is an extreme value *at* certain input values. For example, “ $\sin(x)$  has a maximum *at*  $\pi/2$ , and the maximum of  $\sin(x)$  is 1.”



**Figure 3.1.3** Graphs of functions with and without extreme values

It is possible for discontinuous functions defined on an open interval to have both a maximum and minimum value, but we have just seen examples where they did not. On the other hand, continuous functions on a closed interval *always* have a maximum and minimum value.

**Theorem 3.1.4 The Extreme Value Theorem.**

Let  $f$  be a continuous function defined on a closed interval  $I = [a, b]$ . Then  $f$  has both a maximum and minimum value on  $I$ .

This theorem states that  $f$  has extreme values, but it does not offer any advice about how/where to find these values. The process can seem to be fairly easy, as the next example illustrates. After the example, we will draw on lessons learned to form a more general and powerful method for finding extreme values.

**Example 3.1.6 Approximating extreme values.**

Consider  $f(x) = 2x^3 - 9x^2$  on  $I = [-1, 5]$ , as graphed in Figure 3.1.7. Approximate the extreme values of  $f$ .

**Solution.** The graph is drawn in such a way to draw attention to certain points. It certainly seems that the smallest  $y$ -value is  $-27$ , found when  $x = 3$ . It also seems that the largest  $y$ -value is  $25$ , found at the endpoint of  $I$ ,  $x = 5$ . We use the word *seems*, for by the graph alone we cannot be sure the smallest value is not less than  $-27$ . Since the problem asks for an approximation, we approximate the extreme values to be  $25$  and  $-27$ .

Notice how the minimum value came at “the bottom of a hill,” and the maximum value came at an endpoint. Also note that while  $0$  is not an extreme value, it would be if we narrowed our interval to  $[-1, 4]$ . The idea that the point  $(0, 0)$  is the location of an extreme value for some interval is important, leading us to a definition of a *relative maximum*. In short, a “relative max” is a  $y$ -value that’s the largest  $y$ -value “nearby.”

**Definition 3.1.9 Relative Minimum and Relative Maximum.**

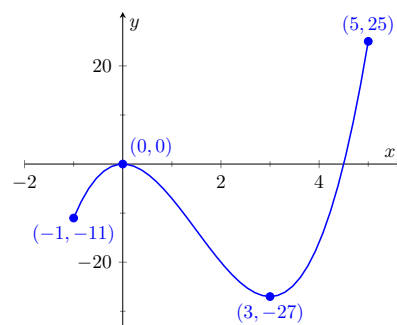
Let  $f$  be defined on an interval  $I$  containing  $c$ .

1. If there is a  $\delta > 0$  such that  $f(c) \leq f(x)$  for all  $x$  in  $I$  where  $|x - c| < \delta$ , then  $f(c)$  is a **relative minimum** of  $f$ . We also say that  $f$  has a relative minimum at  $(c, f(c))$ .
2. If there is a  $\delta > 0$  such that  $f(c) \geq f(x)$  for all  $x$  in  $I$  where  $|x - c| < \delta$ , then  $f(c)$  is a **relative maximum** of  $f$ . We also say that  $f$  has a relative maximum at  $(c, f(c))$ .



[youtu.be/watch?v=Glcjxu8dTnY](https://youtu.be/watch?v=Glcjxu8dTnY)

**Figure 3.1.5** Video presentation of Theorem 3.1.4



**Figure 3.1.7** A graph of  $f(x) = 2x^3 - 9x^2$  as in Example 3.1.6



[youtu.be/watch?v=nBZTnxn0vqQ](https://youtu.be/watch?v=nBZTnxn0vqQ)

**Figure 3.1.8** Video presentation of Definition 3.1.9

The relative maximum and minimum values comprise the **relative extrema** of  $f$ .

We briefly practice using these definitions.

**Example 3.1.10 Approximating relative extrema.**

Consider  $f(x) = (3x^4 - 4x^3 - 12x^2 + 5)/5$ , as shown in Figure 3.1.11. Approximate the relative extrema of  $f$ . At each of these points, evaluate  $f'$ .

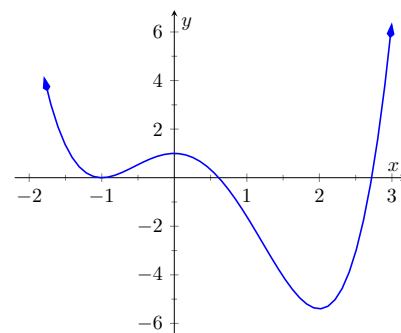
**Solution.** We still do not have the tools to exactly find the relative extrema, but the graph does allow us to make reasonable approximations. It seems  $f$  has relative minima at  $x = -1$  and  $x = 2$ , with values of  $f(-1) = 0$  and  $f(2) = -5.4$ . It also seems that  $f$  has a relative maximum at the point  $(0, 1)$ .

We approximate the relative minima to be 0 and  $-5.4$ ; we approximate the relative maximum to be 1.

It is straightforward to evaluate  $f'(x) = \frac{1}{5}(12x^3 - 12x^2 - 24x)$  at  $x = 0, 1$  and  $2$ . In each case,  $f'(x) = 0$ .

**Alternative Vocabulary.** The terms *local minimum* and *local maximum* are often used as synonyms for *relative minimum* and *relative maximum*.

As it makes intuitive sense that an absolute maximum is also a relative maximum, Definition 3.1.9 allows a relative maximum to occur at an interval's endpoint.



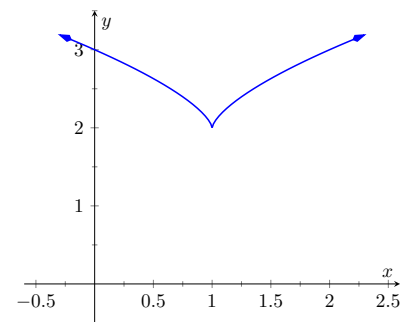
**Figure 3.1.11** A graph of  $f(x) = (3x^4 - 4x^3 - 12x^2 + 5)/5$  as in Example 3.1.10

**Example 3.1.12 Approximating relative extrema.**

Approximate the relative extrema of  $f(x) = (x - 1)^{2/3} + 2$ , shown in Figure 3.1.13. At each of these points, evaluate  $f'$ .

**Solution.** The figure implies that  $f$  does not have any relative maxima, but has a relative minimum at  $(1, 2)$ . In fact, the graph suggests that not only is this point a relative minimum,  $y = f(1) = 2$  is the minimum value of the function.

We compute  $f'(x) = \frac{2}{3}(x - 1)^{-1/3}$ . When  $x = 1$ ,  $f'$  is undefined.



**Figure 3.1.13** A graph of  $f(x) = (x - 1)^{2/3} + 2$  as in Example 3.1.12

What can we learn from the previous two examples? We were able to visually approximate relative extrema, and at each such point, the derivative was either 0 or it was not defined. This observation holds for all functions, leading to a definition and a theorem.

**Definition 3.1.14 Critical Numbers and Critical Points.**

Let  $f$  be defined at  $c$ . The value  $c$  is a **critical number** (or **critical value**) of  $f$  if  $f'(c) = 0$  or  $f'(c)$  is not defined.

If  $c$  is a critical number of  $f$ , then the point  $(c, f(c))$  is a **critical point** of  $f$ .

**Theorem 3.1.15 Relative Extrema and Critical Points.**

Let a function  $f$  be defined on an open interval  $I$  containing  $c$ , and let  $f$  have a relative extremum at the point  $(c, f(c))$ . Then  $c$  is a critical number of  $f$ .

Be careful to understand that this theorem states “Relative extrema on open intervals occur at critical points.” It does not say “All critical numbers produce relative extrema.” For instance, consider  $f(x) = x^3$ . Since  $f'(x) = 3x^2$ , it is straightforward to determine that  $x = 0$  is a critical number of  $f$ . However,  $f$  has no relative extrema, as illustrated in Figure 3.1.17.

In this text we use “critical number” and “critical value” interchangeably. Other textbooks reserve the term *critical value* for the function value  $f(c)$ , when  $c$  is a critical number.



[youtu.be/watch?v=WsBGpi006X0](https://youtu.be/watch?v=WsBGpi006X0)

**Figure 3.1.16** Video presentation of Definition 3.1.14 and Theorem 3.1.15

**Theorem 3.1.4** states that a continuous function on a closed interval will have both an absolute maximum and an absolute minimum. Common sense tells us “extrema occur either at the endpoints or somewhere in between.” It is easy to check for extrema at endpoints, but there are infinitely many points to check that are “in between.” **Theorem 3.1.15** tells us we need only check at the critical points that are in between the endpoints. We combine these concepts to offer a strategy for finding extrema.

**Key Idea 3.1.18 Finding Extrema on a Closed Interval.**

Let  $f$  be a continuous function defined on a closed interval  $[a, b]$ . To find the maximum and minimum values of  $f$  on  $[a, b]$ :

1. Evaluate  $f$  at the endpoints  $a$  and  $b$  of the interval.
2. Find the critical numbers of  $f$  in  $[a, b]$ .
3. Evaluate  $f$  at each critical number.
4. The absolute maximum of  $f$  is the largest of these values, and the absolute minimum of  $f$  is the least of these values.

We practice these ideas in the next examples.

**Example 3.1.19 Finding extreme values.**

Find the extreme values of  $f(x) = 2x^3 + 3x^2 - 12x$  on  $[0, 3]$ , graphed in **Figure 3.1.20**.

**Solution.** We follow the steps outlined in **Key Idea 3.1.18**. We first evaluate  $f$  at the endpoints:

$$f(0) = 0 \qquad f(3) = 45.$$

Next, we find the critical values of  $f$  on  $[0, 3]$ .  $f'(x) = 6x^2 + 6x - 12 = 6(x+2)(x-1)$ ; therefore the critical values of  $f$  are  $x = -2$  and  $x = 1$ . Since  $x = -2$  does not lie in the interval  $[0, 3]$ , we ignore it. Evaluating  $f$  at the only critical number in our interval gives:  $f(1) = -7$ .

**Figure 3.1.21** gives  $f$  evaluated at the “important”  $x$  values in  $[0, 3]$ . We can easily see the maximum and minimum values of  $f$ : the maximum value is 45 and the minimum value is  $-7$ .

Note that all this was done without the aid of a graph; this work followed an analytic algorithm and did not depend on any visualization. **Figure 3.1.20** shows  $f$  and we can confirm our answer, but it is important to understand that these answers can be found without graphical assistance.

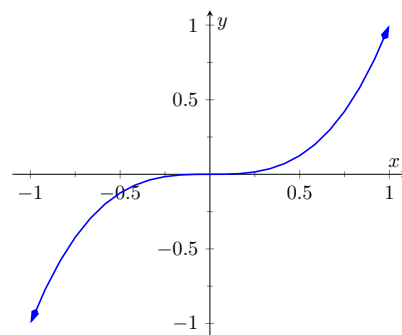
We practice again.

**Example 3.1.22 Finding extreme values.**

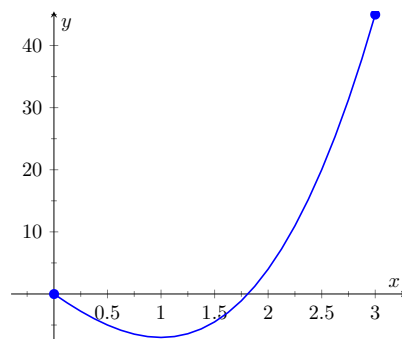
Find the maximum and minimum values of  $f$  on  $[-4, 2]$ , where

$$f(x) = \begin{cases} (x-1)^2 & x \leq 0 \\ x+1 & x > 0 \end{cases}.$$

**Solution.** Here  $f$  is piecewise-defined, but we can still apply **Key Idea 3.1.18** as it is continuous on  $[-4, 2]$  (one should check to verify that



**Figure 3.1.17** A graph of  $f(x) = x^3$  which has a critical value of  $x = 0$ , but no relative extrema



**Figure 3.1.20** A graph of  $f(x) = 2x^3 + 3x^2 - 12x$  on  $[0, 3]$  as in **Example 3.1.19**

Video solution



[youtu.be/watch?v=LyhHlreZvhc](https://youtu.be/watch?v=LyhHlreZvhc)

$x$	$f(x)$
0	0
1	-7
3	45

**Figure 3.1.21** Finding the extreme values of  $f(x) = 2x^3 + 3x^2 - 12x$  in **Example 3.1.19**

$$\lim_{x \rightarrow 0} f(x) = f(0).$$

Evaluating  $f$  at the endpoints gives:

$$f(-4) = 25 \qquad f(2) = 3.$$

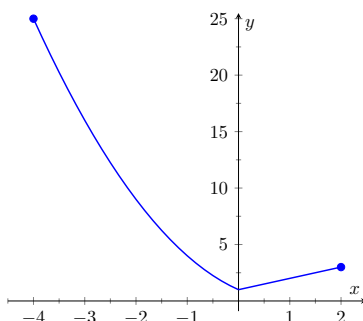
We now find the critical numbers of  $f$ . We have to define  $f'$  in a piecewise manner; it is

$$f'(x) = \begin{cases} 2(x-1) & x < 0 \\ 1 & x > 0 \end{cases}.$$

Note that while  $f$  is defined for all of  $[-4, 2]$ ,  $f'$  is not, as the derivative of  $f$  does not exist when  $x = 0$ . (From the left, the derivative approaches  $-2$ ; from the right the derivative is  $1$ .) Thus one critical number of  $f$  is  $x = 0$ .

We now set  $f'(x) = 0$ . When  $x > 0$ ,  $f'(x)$  is never  $0$ . When  $x < 0$ ,  $f'(x)$  is also never  $0$ , so we find no critical values from setting  $f'(x) = 0$ . So we have three important  $x$ -values to consider:  $x = -4, 2$  and  $0$ . Evaluating  $f$  at each gives, respectively,  $25, 3$  and  $1$ , shown in Figure 3.1.23. Thus the absolute minimum of  $f$  is  $1$ , the absolute maximum of  $f$  is  $25$ . Our answer is confirmed by the graph of  $f$  in Figure 3.1.24.

$x$	$f(x)$
$-4$	$25$
$0$	$1$
$2$	$3$



**Figure 3.1.23** Finding the extreme values of a piecewise-defined function in Example 3.1.22

**Figure 3.1.24** A graph of  $f(x)$  on  $[-4, 2]$  as in Example 3.1.22

Video solution



[youtu.be/watch?v=zn--ShSSMqk](https://youtu.be/watch?v=zn--ShSSMqk)

### Example 3.1.25 Finding extreme values.

Find the extrema of  $f(x) = \cos(x^2)$  on  $[-2, 2]$ .

**Solution.** We again use Key Idea 3.1.18. Evaluating  $f$  at the endpoints of the interval gives:  $f(-2) = f(2) = \cos(4) \approx -0.6536$ . We now find the critical values of  $f$ .

Applying the The Chain Rule, we find  $f'(x) = -2x \sin(x^2)$ . Set  $f'(x) = 0$  and solve for  $x$  to find the critical values of  $f$ .

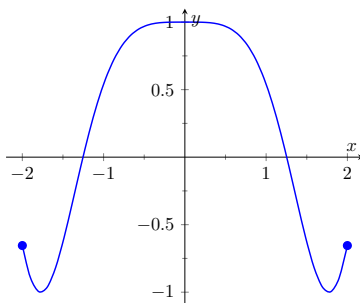
We have  $f'(x) = 0$  when  $x = 0$  and when  $\sin(x^2) = 0$ . In general,  $\sin(t) = 0$  when  $t = \dots - 2\pi, -\pi, 0, \pi, \dots$ . Thus  $\sin(x^2) = 0$  when  $x^2 = 0, \pi, 2\pi, \dots$  ( $x^2$  is always nonnegative so we ignore  $-\pi$ , etc.) So  $\sin(x^2) = 0$  when  $x = 0, \pm\sqrt{\pi}, \pm\sqrt{2\pi}, \dots$ . The only values to fall in the given interval of  $[-2, 2]$  are  $0$  and  $\pm\sqrt{\pi}$ , where  $\sqrt{\pi} \approx 1.77$ .

We again construct a table of important values in Figure 3.1.26. In this example we have five values to consider:  $x = 0, \pm 2, \pm\sqrt{\pi}$ . From the table it is clear that the maximum value of  $f$  on  $[-2, 2]$  is  $1$ ; the minimum

value is  $-1$ . The graph in Figure 3.1.27 confirms our results.

$x$	$f(x)$
$-2$	$-0.65$
$-\sqrt{\pi}$	$-1$
$0$	$1$
$\sqrt{\pi}$	$-1$
$2$	$-0.65$

**Figure 3.1.26** Finding the extrema of  $f(x) = \cos(x^2)$  in Example 3.1.25



**Figure 3.1.27** A graph of  $f(x) = \cos(x^2)$  on  $[-2, 2]$  as in Example 3.1.25

Video solution



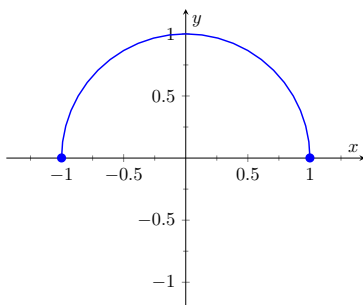
[youtu.be/watch?v=sT\\_3kVSsbz4](https://youtu.be/watch?v=sT_3kVSsbz4)

We consider one more example.

### Example 3.1.28 Finding extreme values.

Find the extreme values of  $f(x) = \sqrt{1 - x^2}$ .

**Solution.** A closed interval is not given, so we find the extreme values of  $f$  on its domain.  $f$  is defined whenever  $1 - x^2 \geq 0$ ; thus the domain of  $f$  is  $[-1, 1]$ . Evaluating  $f$  at either endpoint returns 0.



**Figure 3.1.29** A graph of  $f(x) = \sqrt{1 - x^2}$  on  $[-1, 1]$  as in Example 3.1.28

$x$	$f(x)$
$-1$	$0$
$0$	$1$
$1$	$0$

**Figure 3.1.30** Finding the extrema of the half-circle in Example 3.1.28

Using the [The Chain Rule](#), we find  $f'(x) = -x/\sqrt{1 - x^2}$ . The critical points of  $f$  are found when  $f'(x) = 0$  or when  $f'$  is undefined. It is straightforward to find that  $f'(x) = 0$  when  $x = 0$ , and  $f'$  is undefined when  $x = \pm 1$ , the endpoints of the interval (which are in the domain of  $f$ .) The table of important values is given in Figure 3.1.30. The maximum value is 1, and the minimum value is 0.

**Circle Revisited.** We implicitly found the derivative of  $x^2 + y^2 = 1$ , the unit circle, in [Section 2.6 Example 2.6.11](#) as  $\frac{dy}{dx} = -x/y$ . In [Example 3.1.28](#), half of the unit circle is given as  $y = f(x) = \sqrt{1 - x^2}$ .

We found  $f'(x) = -x/\sqrt{1 - x^2}$ . Recognize that the denominator of this fraction is  $y$ ; that is, we again found  $f'(x) = \frac{dy}{dx} = -x/y$ .

We have seen that continuous functions on closed intervals always have a maximum and minimum value, and we have also developed a technique to find these values. In [Section 3.2](#), we further our study of the information we can glean from “nice” functions with the Mean Value Theorem. On a closed interval, we can find the *average rate of change* of a function (as we did at the beginning of [Chapter 2](#)). We will see that differentiable functions always have a point at which their *instantaneous* rate of change is same as the *average* rate of change. This is surprisingly useful, as we’ll see.



## 3.1.1 Exercises

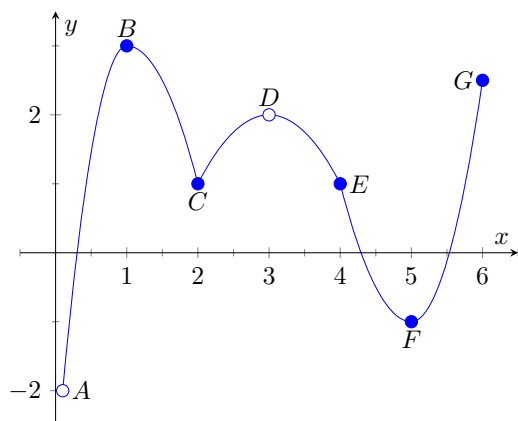
## Terms and Concepts

1. Describe what an “extreme value” of a function is in your own words.
2. Sketch the graph of a function  $f$  on  $(-1, 1)$  that has both a maximum and minimum value.
3. Describe the difference between absolute and relative maxima in your own words.
4. Sketch the graph of a function  $f$  where  $f$  has a relative maximum at  $x = 1$  and  $f'(1)$  is undefined.
5. (☐ True ☐ False) If  $c$  is a critical value of a function  $f$ , then  $f$  has either a relative maximum or relative minimum at  $x = c$ .
6. Fill in the blanks: The critical points of a function  $f$  are found where  $f'(x)$  is equal to \_\_\_\_\_ or where  $f'(x)$  is \_\_\_\_\_.

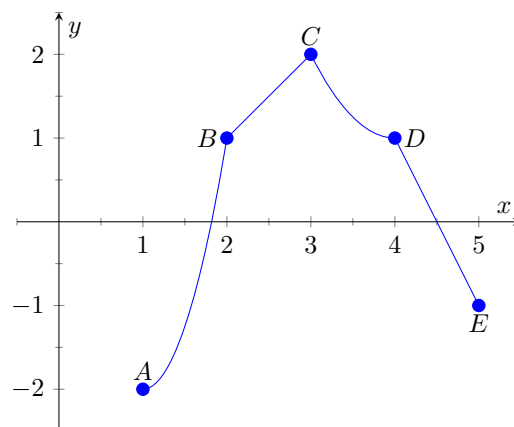
## Problems

**Exercise Group.** Identify each of the marked points as being an absolute maximum or minimum, a relative maximum or minimum, or none of the above.

7.

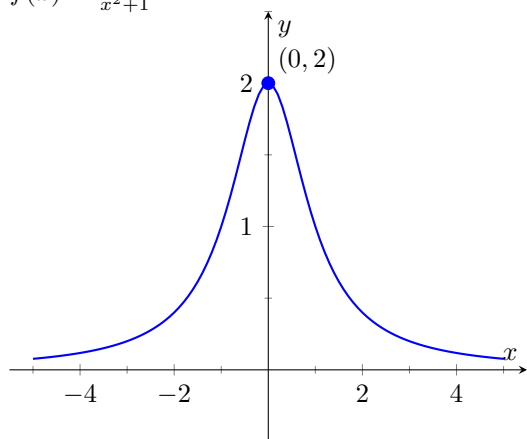


8.

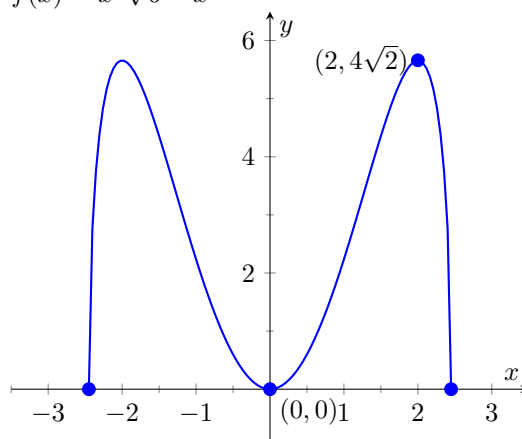


**Exercise Group.** Evaluate  $f'(x)$  at the points indicated in the graph.

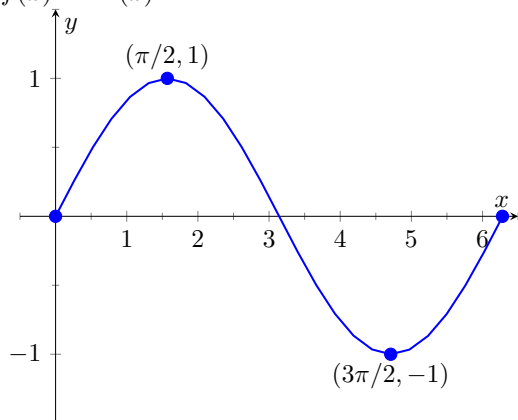
9.  $f(x) = \frac{2}{x^2+1}$



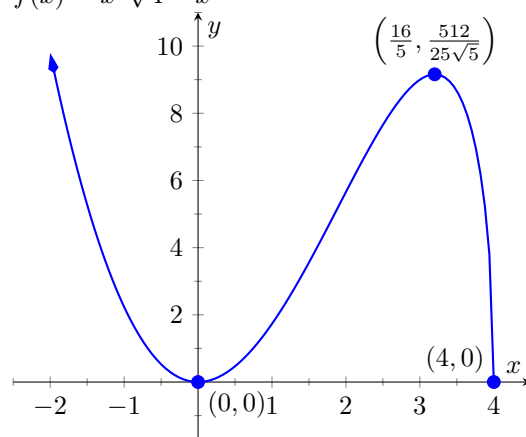
10.  $f(x) = x^2\sqrt{6-x^2}$



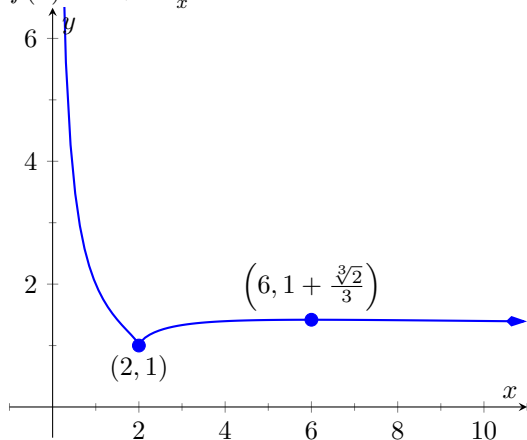
11.  $f(x) = \sin(x)$



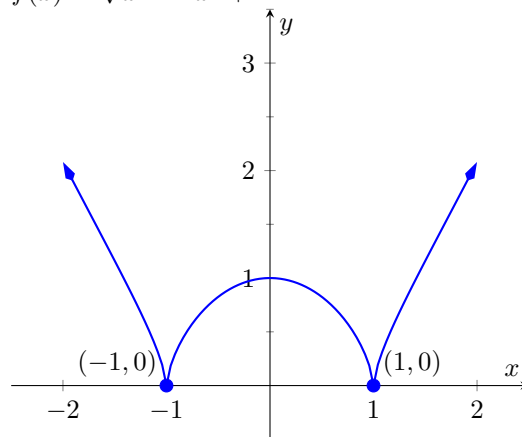
12.  $f(x) = x^2\sqrt{4-x}$



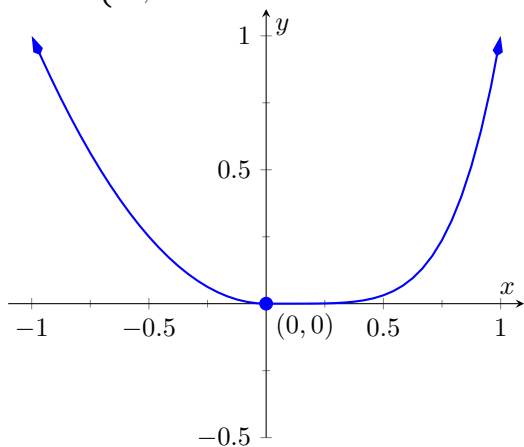
13.  $f(x) = 1 + \frac{(x-2)^{2/3}}{x}$



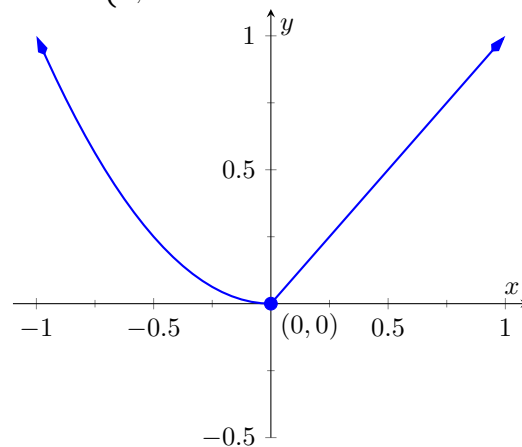
14.  $f(x) = \sqrt[3]{x^4 - 2x^2 + 1}$



15.  $f(x) = \begin{cases} x^2, & x \leq 0 \\ x^5, & x > 0 \end{cases}$



16.  $f(x) = \begin{cases} x^2, & x \leq 0 \\ x, & x > 0 \end{cases}$



**Exercise Group.** Find the extreme values of the function on the given interval.

17.  $f(x) = x^2 + 2x - 1$  on  $[-5, 1]$

19.  $f(x) = 4\cos(x)$  on  $[\frac{3\pi}{4}, \frac{7\pi}{6}]$

21.  $f(x) = x + \frac{2}{x}$  on  $[1, 4]$

23.  $f(x) = e^x \cos(x)$  on  $[0, \pi]$

18.  $f(x) = x^3 + (\frac{3}{2})x^2 - 18x - 6$  on  $[0, 3]$

20.  $f(x) = x^6\sqrt{4-x^2}$  on  $[-2, 2]$

22.  $f(x) = \frac{x^2}{x^2+7}$  on  $[-2, 2]$

24.  $f(x) = e^x \sin(x)$  on  $[0, \pi]$

**25.**  $f(x) = \frac{\ln(x)}{x^2}$  on  $[1, 7]$

**26.**  $f(x) = x^{(\frac{3}{4})} - x^3$  on  $[0, 2]$

## 3.2 The Mean Value Theorem

We motivate this section with the following question: Suppose you leave your house and drive to your friend's house in a city 100 miles away, completing the trip in two hours. At any point during the trip do you necessarily have to be going 50 miles per hour?

In answering this question, it is clear that the *average* speed for the entire trip is 50 mph (i.e. 100 miles in 2 hours), but the question is whether or not your *instantaneous* speed is ever exactly 50 mph. More simply, does your speedometer ever read exactly 50 mph? The answer, under some very reasonable assumptions, is “yes.”

Let's now see why this situation is in a calculus text by translating it into mathematical symbols.

First assume that the function  $y = f(t)$  gives the distance (in miles) traveled from your home at time  $t$  (in hours) where  $0 \leq t \leq 2$ . In particular, this gives  $f(0) = 0$  and  $f(2) = 100$ . The slope of the secant line connecting the starting and ending points  $(0, f(0))$  and  $(2, f(2))$  is therefore

$$\begin{aligned}\frac{\Delta f}{\Delta t} &= \frac{f(2) - f(0)}{2 - 0} \\ &= \frac{100 - 0}{2} \\ &= 50 \text{ mph.}\end{aligned}$$

The slope at any point on the graph itself is given by the derivative  $f'(t)$ . So, since the answer to the question above is “yes,” this means that at some time during the trip, the derivative takes on the value of 50 mph. Symbolically,

$$f'(c) = \frac{f(2) - f(0)}{2 - 0} = 50$$

for some time  $0 \leq c \leq 2$ .

How about more generally? Given any function  $y = f(x)$  and a range  $a \leq x \leq b$  does the value of the derivative at some point between  $a$  and  $b$  have to match the slope of the secant line connecting the points  $(a, f(a))$  and  $(b, f(b))$ ? Or equivalently, does the equation  $f'(c) = \frac{f(b) - f(a)}{b - a}$  have to hold for some  $a < c < b$ ?

Let's look at two functions in an example.

### Example 3.2.2 Comparing average and instantaneous rates of change.

Consider functions

$$f_1(x) = \frac{1}{x^2} \qquad f_2(x) = |x|$$

with  $a = -1$  and  $b = 1$  as shown in Figure 3.2.3. Both functions have a value of 1 at  $a$  and  $b$ . Therefore the slope of the secant line connecting the end points is 0 in each case. But if you look at the plots of each, you can see that there are no points on either graph where the tangent lines have slope zero. Therefore we have found that there is no  $c$  in  $[-1, 1]$  such that

$$f'(c) = \frac{f(1) - f(-1)}{1 - (-1)} = 0.$$



[youtu.be/watch?v=GvdxKh6RpT0](https://youtu.be/watch?v=GvdxKh6RpT0)

Figure 3.2.1 Video introduction to Section 3.2

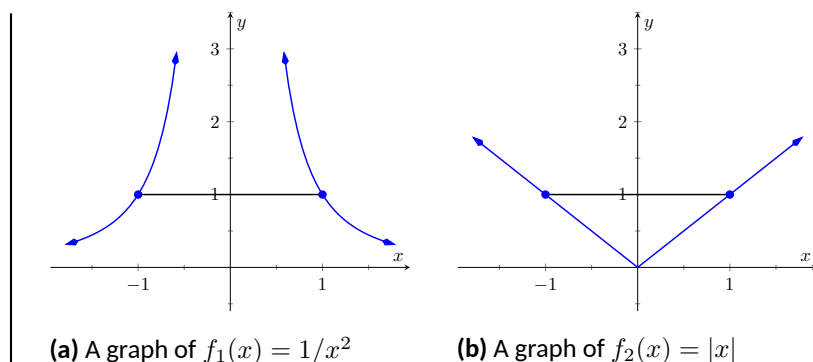


Figure 3.2.3 Graphs of two “misbehaving” functions

So what went “wrong”? It may not be surprising to find that the discontinuity of  $f_1$  and the corner of  $f_2$  play a role. If our functions had been continuous and differentiable, would we have been able to find that special value  $c$ ? This is our motivation for the following theorem.

**Theorem 3.2.4 The Mean Value Theorem of Differentiation.**

Let  $y = f(x)$  be a continuous function on the closed interval  $[a, b]$  and differentiable on the open interval  $(a, b)$ . There exists a value  $c$ ,  $a < c < b$ , such that

$$f'(c) = \frac{f(b) - f(a)}{b - a}.$$

That is, there is a value  $c$  in  $(a, b)$  where the instantaneous rate of change of  $f$  at  $c$  is equal to the average rate of change of  $f$  on  $[a, b]$ .

Note that the reasons that the functions in Example 3.2.2 fail are indeed that  $f_1$  has a discontinuity on the interval  $[-1, 1]$  and  $f_2$  is not differentiable at the origin.

We will give a proof of the Mean Value Theorem below. To do so, we use a fact, called Rolle’s Theorem, stated here.

**Theorem 3.2.5 Rolle’s Theorem.**

Let  $f$  be continuous on  $[a, b]$  and differentiable on  $(a, b)$ , where  $f(a) = f(b)$ . There is some  $c$  in  $(a, b)$  such that  $f'(c) = 0$ .

Consider Figure 3.2.7 where the graph of a function  $f$  is given, where  $f(a) = f(b)$ . It should make intuitive sense that if  $f$  is differentiable (and hence, continuous) that there would be a value  $c$  in  $(a, b)$  where  $f'(c) = 0$ ; that is, there would be a relative maximum or minimum of  $f$  in  $(a, b)$ . Rolle’s Theorem guarantees at least one; there may be more.

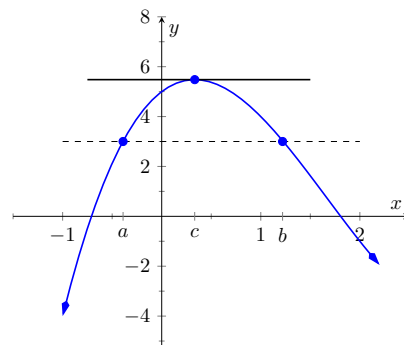
Rolle’s Theorem is presented here as a stepping stone toward the Mean Value Theorem, but it’s a useful result in its own right. It often turns up as a tool in mathematical problem solving. The video in Figure 3.2.8 illustrates one such use of Rolle’s Theorem.

Rolle’s Theorem is really just a special case of the Mean Value Theorem. If  $f(a) = f(b)$ , then the average rate of change on  $(a, b)$  is 0, and the theorem guarantees some  $c$  where  $f'(c) = 0$ . We will prove Rolle’s Theorem, then use it to prove the Mean Value Theorem.



[youtu.be/watch?v=E05H1f8TByI](https://youtu.be/watch?v=E05H1f8TByI)

Figure 3.2.6 Video presentation of Theorem 3.2.5

Figure 3.2.7 A graph of  $f(x) = x^3 - 5x^2 + 3x + 5$ , where  $f(a) = f(b)$ . Note the existence of  $c$ , where  $a < c < b$ , where  $f'(c) = 0$ .

[youtu.be/watch?v=le-5zsb6O7o](https://youtu.be/watch?v=le-5zsb6O7o)

Figure 3.2.8 Using Rolle’s Theorem to show a polynomial has at most one real root

*Proof of Rolle's Theorem.* Let  $f$  be differentiable on  $(a, b)$  where  $f(a) = f(b)$ . We consider two cases.

*Case.* Consider the case when  $f$  is constant on  $[a, b]$ ; that is,  $f(x) = f(a) = f(b)$  for all  $x$  in  $[a, b]$ . Then  $f'(x) = 0$  for all  $x$  in  $(a, b)$ , showing there is at least one value  $c$  in  $(a, b)$  where  $f'(c) = 0$ .

*Case.* Now assume that  $f$  is not constant on  $[a, b]$ . The Extreme Value Theorem guarantees that  $f$  has a maximal and minimal value on  $[a, b]$ , found either at the endpoints or at a critical value in  $(a, b)$ . Since  $f(a) = f(b)$  and  $f$  is not constant, it is clear that the maximum and minimum cannot *both* be found at the endpoints. Assume, without loss of generality, that the maximum of  $f$  is not found at the endpoints. Therefore there is a  $c$  in  $(a, b)$  such that  $f(c)$  is the maximum value of  $f$ . By [Theorem 3.1.15](#),  $c$  must be a critical number of  $f$ ; since  $f$  is differentiable, we have that  $f'(c) = 0$ , completing the proof of the theorem. ■

We can now prove the Mean Value Theorem.

*Proof of the Mean Value Theorem.*

Define the function

$$g(x) = f(x) - \frac{f(b) - f(a)}{b - a}x.$$

We know  $g$  is differentiable on  $(a, b)$  and continuous on  $[a, b]$  since  $f$  is. We can show  $g(a) = g(b)$  (it is actually easier to show  $g(b) - g(a) = 0$ , which suffices). We can then apply Rolle's theorem to guarantee the existence of  $c$  in  $(a, b)$  such that  $g'(c) = 0$ . But note that

$$0 = g'(c) = f'(c) - \frac{f(b) - f(a)}{b - a};$$

hence

$$f'(c) = \frac{f(b) - f(a)}{b - a},$$

which is what we sought to prove. ■

Going back to the very beginning of the section, we see that the only assumption we would need about our distance function  $f(t)$  is that it be continuous and differentiable for  $t$  from 0 to 2 hours (both reasonable assumptions). By the [Theorem 3.2.4](#), we are guaranteed a time during the trip where our instantaneous speed is 50 mph. This fact is used in practice. Some law enforcement agencies monitor traffic speeds while in aircraft. They do not measure speed with radar, but rather by timing individual cars as they pass over lines painted on the highway whose distances apart are known. The officer is able to measure the *average* speed of a car between the painted lines; if that average speed is greater than the posted speed limit, the officer is assured that the driver exceeded the speed limit at some time.

Note that the [Theorem 3.2.4](#) is an existence theorem. It states that a special value  $c$  exists, but it does not give any indication about how to find it. It turns out that when we need the [Theorem 3.2.4](#), existence is all we need.

#### Example 3.2.10 Using the Mean Value Theorem.

Consider  $f(x) = x^3 + 5x + 5$  on  $[-3, 3]$ . Find  $c$  in  $[-3, 3]$  that satisfies the [Theorem 3.2.4](#).



[youtu.be/watch?v=1b9af8q5JMg](https://youtu.be/watch?v=1b9af8q5JMg)

**Figure 3.2.9** Video proof of the Mean Value Theorem

**Solution.** The average rate of change of  $f$  on  $[-3, 3]$  is:

$$\begin{aligned}\frac{f(3) - f(-3)}{3 - (-3)} &= \frac{47 - (-37)}{6} \\ &= \frac{84}{6} \\ &= 14.\end{aligned}$$

We want to find  $c$  such that  $f'(c) = 14$ . We find  $f'(x) = 3x^2 + 5$ . We set this equal to 14 and solve for  $x$ .

$$\begin{aligned}f'(x) &= 14 \\ 3x^2 + 5 &= 14 \\ x^2 &= 3 \\ x &= \pm\sqrt{3} \approx \pm 1.732\end{aligned}$$

We have found two values  $c$  in  $[-3, 3]$  where the instantaneous rate of change is equal to the average rate of change; the [Theorem 3.2.4](#) guaranteed at least one. In [Figure 3.2.11](#),  $f$  is graphed with a line representing the average rate of change; the lines tangent to  $f$  at  $x = \pm\sqrt{3}$  are also given. Note how these lines are parallel (i.e., have the same slope) to the secant line.

While the [Theorem 3.2.4](#) has practical use (for instance, the speed monitoring application mentioned before), it is mostly used to advance other theory. We will use it in the next section to relate the shape of a graph to its derivative.

Before ending this section, we give two important consequences of the Mean Value Theorem. Each of these consequences has important applications to mathematical theory, and can be easily understood in the context of the position and velocity of objects in motion.

First, we recall that the derivative of any constant function is zero. Is the converse true? That is, are constant functions the only ones whose derivative is zero? The Mean Value Theorem says yes. This officially establishes our intuition about objects in (or, actually, *not* in) motion: if the velocity of an object is 0, then the object's position is unchanged; it is constant. Second, if two functions  $f$  and  $g$  have the same derivative, what does this tell us about  $f$  and  $g$ ? The Mean Value Theorem implies that these functions must only differ by a constant; that is,  $f(x) = g(x) + C$ , for some constant  $C$ .

This has an application to motion that is not intuitive to some. Suppose two objects start moving while 5 ft apart, and always move with the same velocity. Then the two objects will *always* be 5 ft apart. (If two pennies are dropped from the 30th and 31st stories of a tall building at the same time, they will always be 1 story apart as they fall.)

### Theorem 3.2.12 Consequences of the Mean Value Theorem.

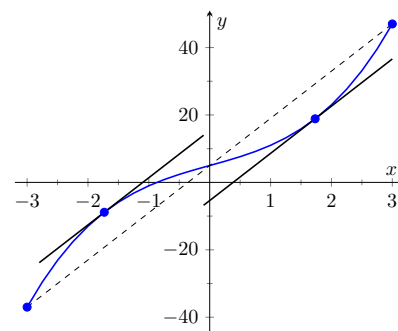
Let  $f$ ,  $g$ , and  $h$  be differentiable (and therefore continuous) functions on an interval  $I$ .

1. If  $f'(x) = 0$  for all  $x$  in the interval  $I$ , then  $f$  is a constant function on  $I$ .
2. If  $g'(x) = g'(x)$  for all  $x$  in  $I$ , then there is a constant  $C$  such that

Video solution



[youtu.be/watch?v=ON7WYLJY2tE](https://youtu.be/watch?v=ON7WYLJY2tE)



**Figure 3.2.11** Demonstrating the Mean Value Theorem in [Example 3.2.10](#)

$$g(x) = h(x) + C \text{ for all } x \text{ in } I.$$

*Proof.*

1. Choose any two points  $a$  and  $b$  in the interval  $I$ . By the [Mean Value Theorem](#), we must have

$$f'(c) = \frac{f(b) - f(a)}{b - a}$$

for some  $c$  between  $a$  and  $b$ . But  $f'(c) = 0$ , so  $f(b) - f(a) = 0$ , or  $f(a) = f(b)$ . Since  $a$  and  $b$  were any two points, this tells us that  $f$  must have the same value at every point; that is,  $f$  must be constant.

2. Suppose  $g'(x) = h'(x)$  for each point  $x$  in  $I$ , and consider the function  $f(x) = g(x) - h(x)$ . By the difference rule for derivatives, we have

$$f'(x) = g'(x) - h'(x) = 0,$$

since  $g'(x) = h'(x)$ .

By the previous result, this means that  $f(x)$  is a constant function. That is,  $f(x) = C$  for each  $x$  in  $I$ , giving us  $g(x) - h(x) = C$ , or  $g(x) = h(x) + C$ .

Using this result, we can establish another result which will be useful when we study antiderivatives: if two functions have the same derivative, then they differ by a constant.

We end this section with one more proof involving the Mean Value Theorem; this time, establishing a property of the sine function.



[youtu.be/watch?v=PVMLAKYehgs](https://youtu.be/watch?v=PVMLAKYehgs)

**Figure 3.2.13** Showing that a function with zero derivative is constant



[youtu.be/watch?v=BzvxKeZMNtE](https://youtu.be/watch?v=BzvxKeZMNtE)

**Figure 3.2.14** Showing that two functions with the equal derivatives differ by a constant



[youtu.be/watch?v=CGBTZtM9mFY](https://youtu.be/watch?v=CGBTZtM9mFY)

**Figure 3.2.15** Demonstrating a property of the sine function



### 3.2.1 Exercises

#### Terms and Concepts

1. Explain in your own words what the Mean Value Theorem states.
2. Explain in your own words what Rolle's Theorem states.

#### Problems

**Exercise Group.** A function  $f(x)$  and interval  $[a, b]$  are given. Check if [Rolle's Theorem](#) can be applied to  $f$  on  $[a, b]$ ; if so, find  $c$  in  $(a, b)$  such that  $f'(c) = 0$ .

- |                                      |   |
|--------------------------------------|---|
| 3. $f(x) = 6$ on $[-1, 1]$           | 4. $f(x) = 6x$ on $[-1, 1]$                     |
| 5. $f(x) = x^2 + x - 6$ on $[-3, 2]$ | 6. $f(x) = x^2 + x - 2$ on $[-3, 2]$            |
| 7. $f(x) = x^2 + x$ on $[-2, 2]$     | 8. $f(x) = \sin(x)$ on $[\pi/6, 5\pi/6]$        |
| 9. $f(x) = \cos(x)$ on $[0, \pi]$    | 10. $f(x) = \frac{1}{x^2 - 2x + 1}$ on $[0, 2]$ |

**Exercise Group.** A function  $f(x)$  and interval  $[a, b]$  are given. Check if [The Mean Value Theorem of Differentiation](#) can be applied to  $f$  on  $[a, b]$ ; if so, find  $c$  in  $(a, b)$  guaranteed by the Mean Value Theorem.

- |  |  |
|--|--|
| 11. $f(x) = x^2 + 3x - 1$ on $[-2, 2]$           | 12. $f(x) = 5x^2 - 6x + 8$ on $[0, 5]$       |
| 13. $f(x) = \sqrt{9 - x^2}$ on $[0, 3]$          | 14. $f(x) = \sqrt{25 - x}$ on $[0, 9]$       |
| 15. $f(x) = \frac{x^2 - 9}{x^2 - 1}$ on $[0, 2]$ | 16. $f(x) = \ln(x)$ on $[1, 5]$              |
| 17. $f(x) = \tan(x)$ on $[-\pi/4, \pi/4]$        | 18. $f(x) = x^3 - 2x^2 + x + 1$ on $[-2, 2]$ |
| 19. $f(x) = 2x^3 - 5x^2 + 6x + 1$ on $[-5, 2]$   | 20. $f(x) = \sin^{-1}(x)$ on $[-1, 1]$       |

### 3.3 Increasing and Decreasing Functions

Our study of “nice” functions  $f$  in this chapter has so far focused on individual points: points where  $f$  is maximal/minimal, points where  $f'(x) = 0$  or  $f'$  does not exist, and points  $c$  where  $f'(c)$  is the average rate of change of  $f$  on some interval.

In this section we begin to study how functions behave *between* special points; we begin studying in more detail the shape of their graphs.

We start with an intuitive concept. Given the graph in Figure 3.3.1, where would you say the function is *increasing*? *Decreasing*? Even though we have not defined these terms mathematically, one likely answered that  $f$  is increasing when  $x > 1$  and decreasing when  $x < 1$ . We formally define these terms here.

#### Definition 3.3.2 Increasing and Decreasing Functions.

Let  $f$  be a function defined on an interval  $I$ .

1.  $f$  is *increasing* on  $I$  if for every  $a < b$  in  $I$ ,  $f(a) < f(b)$ .
2.  $f$  is *decreasing* on  $I$  if for every  $a < b$  in  $I$ ,  $f(a) > f(b)$ .

Informally, a function is increasing if as  $x$  gets larger (i.e., looking left to right)  $f(x)$  gets larger.

Our interest lies in finding intervals in the domain of  $f$  on which  $f$  is either increasing or decreasing. Such information should seem useful. For instance, if  $f$  describes the speed of an object, we might want to know when the speed was increasing or decreasing (i.e., when the object was accelerating vs. decelerating). If  $f$  describes the population of a city, we should be interested in when the population is growing or declining.

To find such intervals, we again consider secant lines. Let  $f$  be an increasing, differentiable function on an open interval  $I$ , such as the one shown in Figure 3.3.4, and let  $a < b$  be given in  $I$ . The secant line on the graph of  $f$  from  $x = a$  to  $x = b$  is drawn; it has a slope of  $(f(b) - f(a))/(b - a)$ .

But note, since  $b > a$  and  $f$  is increasing,  $f(b) > f(a)$ . And these facts imply  $b - a > 0$  and  $f(b) - f(a) > 0$ . Therefore:

$$\begin{aligned} \frac{f(b) - f(a)}{b - a} &> 0 \\ \implies \text{slope of the secant line} &> 0 \\ \implies \text{Average rate of change of } f & \\ \text{on } [a, b] \text{ is } &> 0. \end{aligned}$$

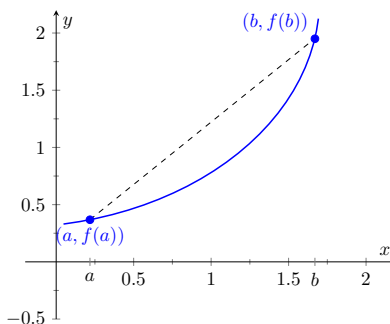


Figure 3.3.4 Examining the secant line of an increasing function

We have shown mathematically what may have already been obvious: when  $f$  is increasing, its secant lines will have a positive slope. Now recall that the [Mean Value Theorem](#) guarantees that there is a number  $c$ , where  $a < c < b$ , such that

$$f'(c) = \frac{f(b) - f(a)}{b - a} > 0.$$

By considering all such secant lines in  $I$ , we strongly imply that  $f'(x) > 0$  on  $I$ . A similar statement can be made for decreasing functions.

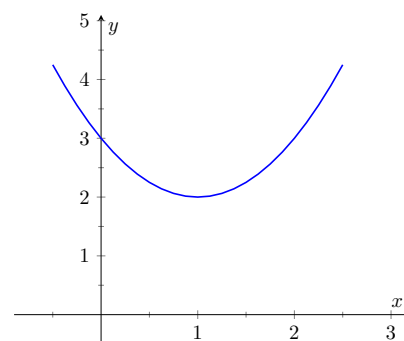


Figure 3.3.1 A graph of a function  $f$  used to illustrate the concepts of *increasing* and *decreasing*



[youtu.be/watch?v=NtV0R-JxrmM](https://youtu.be/watch?v=NtV0R-JxrmM)

Figure 3.3.3 Video presentation of [Definition 3.3.2](#)

**Caution:** the definition we give in [Definition 3.3.2](#) is not the one you will find in formal mathematics textbooks. Such texts define a function to be increasing on  $I$  if, for every  $a < b$  in  $I$ ,  $f(a) \leq f(b)$ . (Notice how equality is allowed.) The condition  $f(a) < f(b)$  is then referred to as *strictly increasing*. Similar definitions are made for decreasing and strictly decreasing.

While this definition has certain technical advantages in a proof-based course, it is also conceptually counterintuitive for many students. For example, with this definition a constant function would be both increasing and decreasing!

Our above logic can be summarized as “If  $f$  is increasing, then  $f'$  is probably positive.” [Theorem 3.3.5](#) below turns this around by stating “If  $f'$  is positive, then  $f$  is increasing.” This leads us to a method for finding when functions are increasing and decreasing.

**Theorem 3.3.5 Test For Increasing/Decreasing Functions.**

Let  $f$  be a continuous function on  $[a, b]$  and differentiable on  $(a, b)$ .

1. If  $f'(c) > 0$  for all  $c$  in  $(a, b)$ , then  $f$  is increasing on  $[a, b]$ .
2. If  $f'(c) < 0$  for all  $c$  in  $(a, b)$ , then  $f$  is decreasing on  $[a, b]$ .
3. If  $f'(c) = 0$  for all  $c$  in  $(a, b)$ , then  $f$  is constant on  $[a, b]$ .

The conclusions of [Item 1](#) and [Item 2](#) also hold if  $f'(c) = 0$  for a finite number of nonadjacent values of  $c$  in  $I$ .

Let  $f$  be differentiable on an interval  $I$  and let  $a$  and  $b$  be in  $I$  where  $f'(a) > 0$  and  $f'(b) < 0$ . If  $f'$  is continuous on  $[a, b]$ , it follows from the Intermediate Value Theorem that there must be some value  $c$  between  $a$  and  $b$  where  $f'(c) = 0$ . (It turns out that this is still true even if  $f'$  is not continuous on  $[a, b]$ .) This leads us to the following method for finding intervals on which a function is increasing or decreasing.

**Key Idea 3.3.7 Finding Intervals on Which  $f$  is Increasing or Decreasing.**

Let  $f$  be a continuous function on an interval  $I$ . To find intervals on which  $f$  is increasing and decreasing:

1. If not stated, find the domain of  $f$ ,  $D$ . Begin a number line that only includes  $D$ .
2. Find the critical values of  $f$ . That is, find all  $c$  in the domain of  $f$  where  $f'(c) = 0$  or  $f'$  is not defined. (Note: Any values of  $c$  not in the domain of  $f$  where  $f'(c)$  is undefined should already be marked on your number line from [Step 1](#)).
3. Use the critical values to divide  $D$  into subintervals.
4. Pick any point  $p$  in each subinterval, and find the sign of  $f'(p)$ .
  - (a) If  $f'(p) > 0$ , then  $f$  is increasing on that subinterval.
  - (b) If  $f'(p) < 0$ , then  $f$  is decreasing on that subinterval.

Note that although [Theorem 3.3.5](#) allows us to use determine that a function is increasing or decreasing on a closed interval, it is conventional to state the intervals of increase and decrease as *open* intervals. We will follow this convention in the examples that follow, but it is also acceptable to answer using closed intervals.

In particular, one should note the following:

- If  $f'(x) > 0$  on  $(a, b)$  and on  $(b, c)$ , with  $f'(b) = 0$ , then we should say that  $f$  is increasing on  $(a, c)$  (or on  $[a, c]$ ) — the zero of the derivative should be included.
- If  $f'(x) > 0$  on  $(a, b)$  and on  $(b, c)$ , but  $f(b)$  is undefined (or  $f$  is discontinuous at  $b$ ), then we should *not* include the point  $b$  in our



[youtu.be/watch?v=SjF3vslBqOA](https://youtu.be/watch?v=SjF3vslBqOA)

**Figure 3.3.6** Video presentation of [Theorem 3.3.5](#)

interval. Instead, we say that  $f$  is increasing on  $(a, b)$  and  $(b, c)$ , or on  $[a, b)$  and  $(b, c]$ .

We demonstrate using this process in the following example.

**Example 3.3.8 Finding intervals of increasing/decreasing.**

Let  $f(x) = x^3 + x^2 - x + 1$ . Find intervals on which  $f$  is increasing or decreasing.

**Solution.** Since an interval was not specified for us to consider, using [Key Idea 3.3.7](#), the domain of  $f$  is  $\mathbb{R}$  or  $(-\infty, \infty)$ . Next, we find the critical values of  $f$ . We have  $f'(x) = 3x^2 + 2x - 1 = (3x - 1)(x + 1)$ , so  $f'(x) = 0$  when  $x = -1$  and when  $x = 1/3$ .  $f'$  is never undefined. We thus break the domain (in this case the  $(-\infty, \infty)$ ) into three subintervals based on the two critical values we just found:  $(-\infty, -1)$ ,  $(-1, 1/3)$  and  $(1/3, \infty)$ . This is shown in [Figure 3.3.9](#).

We now pick a value  $p$  in each subinterval and find the sign of  $f'(p)$ . All we care about is the sign, so we do not actually have to fully compute  $f'(p)$ ; pick “nice” values that make this simple.

**Subinterval 1:**  $(-\infty, -1)$  We (arbitrarily) pick  $p = -2$ . We can compute  $f'(-2)$  directly:  $f'(-2) = 3(-2)^2 + 2(-2) - 1 = 7 > 0$ . We conclude that  $f$  is increasing on  $(-\infty, -1)$ .

Note we can arrive at the same conclusion without computation. For instance, we could choose  $p = -100$ . The first term in  $f'(-100)$ , i.e.,  $3(-100)^2$  is clearly positive and very large. The other terms are small in comparison, so we know  $f'(-100) > 0$ . All we need is the sign.

**Subinterval 2:**  $(-1, 1/3)$  We pick  $p = 0$  since that value seems easy to deal with.  $f'(0) = -1 < 0$ . We conclude  $f$  is decreasing on  $(-1, 1/3)$ .

**Subinterval 3:**  $(1/3, \infty)$  Pick an arbitrarily large value for  $p > 1/3$  and note that  $f'(p) = 3p^2 + 2p - 1 > 0$ . We conclude that  $f$  is increasing on  $(1/3, \infty)$ .

[Figure 3.3.10](#) summarizes our work.

We can verify our calculations by considering [Figure 3.3.11](#), where  $f$  is graphed. The graph also presents  $f'$ ; note how  $f' > 0$  when  $f$  is increasing and  $f' < 0$  when  $f$  is decreasing.

One is justified in wondering why so much work is done when the graph seems to make the intervals very clear. We give three reasons why the above work is worthwhile.

First, the points at which  $f$  switches from increasing to decreasing are not precisely known given a graph. The graph shows us something significant happens near  $x = -1$  and  $x = 0.3$ , but we cannot determine exactly where from the graph.

One could argue that just finding critical values is important; once we know the significant points are  $x = -1$  and  $x = 1/3$ , the graph shows the increasing/decreasing traits just fine. That is true. However, the technique prescribed here

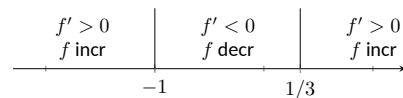


**Figure 3.3.9** Number line for  $f$  in [Example 3.3.8](#)

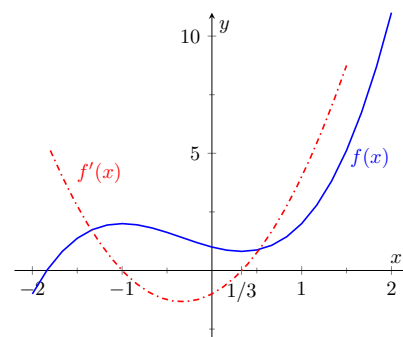
Video solution



[youtu.be/watch?v=DW6qcgE1TZ0](https://youtu.be/watch?v=DW6qcgE1TZ0)



**Figure 3.3.10** Completed number line for  $f$  in [Example 3.3.8](#)



**Figure 3.3.11** A graph of  $f(x)$  in [Example 3.3.8](#), showing where  $f$  is increasing and decreasing

helps reinforce the relationship between increasing/decreasing and the sign of  $f'$ . Once mastery of this concept (and several others) is obtained, one finds that either (a) just the critical points are computed and the graph shows all else that is desired, or (b) a graph is never produced, because determining increasing/decreasing using  $f'$  is straightforward and the graph is unnecessary. So our second reason why the above work is worthwhile is this: once mastery of a subject is gained, one has *options* for finding needed information. We are working to develop mastery.

Finally, our third reason: many problems we face “in the real world” are very complex. Solutions are tractable only through the use of computers to do many calculations for us. Computers do not solve problems “on their own,” however; they need to be taught (i.e., *programmed*) to do the right things. It would be beneficial to give a function to a computer and have it return maximum and minimum values, intervals on which the function is increasing and decreasing, the locations of relative maxima, etc. The work that we are doing here is easily programmable. It is hard to teach a computer to “look at the graph and see if it is going up or down.” It is easy to teach a computer to “determine if a number is greater than or less than 0.”

In Section 3.1 we learned the definition of relative maxima and minima and found that they occur at critical points. We are now learning that functions can switch from increasing to decreasing (and vice-versa) at critical points. This new understanding of increasing and decreasing creates a great method of determining whether a critical point corresponds to a maximum, minimum, or neither. Imagine a function increasing until a critical point at  $x = c$ , after which it decreases. A quick sketch helps confirm that  $f(c)$  must be a relative maximum. A similar statement can be made for relative minima. We formalize this concept in a theorem.

#### Theorem 3.3.12 First Derivative Test.

Let  $f$  be continuous on an interval  $I$ , and differentiable on  $I$ , except possibly at  $c$ , where  $c$  is a critical number in  $I$ .

1. If the sign of  $f'$  switches from positive to negative at  $c$ , then  $f(c)$  is a relative maximum of  $f$ .
2. If the sign of  $f'$  switches from negative to positive at  $c$ , then  $f(c)$  is a relative minimum of  $f$ .
3. If  $f'$  is positive (or, negative) before and after  $c$ , then  $f(c)$  is not a relative extrema of  $f$ .

**Remark 3.3.14 Importance of Continuity.** The continuity of  $f$  when using the first derivative test is very important. Without continuity, almost anything can happen at a critical number. For example, we can construct a piecewise function where the sign of  $f'$  switches to positive to negative at  $c$  and  $f(c)$  is *not* a local maximum. This is shown in Figure 3.3.15.

#### Example 3.3.16 Using the First Derivative Test.

Find the intervals on which  $f$  is increasing and decreasing, and use the [First Derivative Test](#) to determine the relative extrema of  $f$ , where

$$f(x) = \frac{x^2 + 3}{x - 1}.$$



[youtu.be/watch?v=\\_HjE4urOM4Y](https://youtu.be/watch?v=_HjE4urOM4Y)

Figure 3.3.13 Video presentation of Theorem 3.3.12

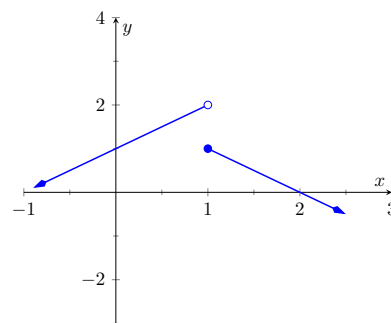


Figure 3.3.15 A discontinuous function where  $f'$  changes sign at 1, but  $f(1)$  is not a local maximum

**Solution.** We start by noting the domain of  $f$ :  $(-\infty, 1) \cup (1, \infty)$ .

Since  $f$  is not defined at  $x = 1$  (it has a vertical asymptote), the increasing/decreasing nature of  $f$  could switch at this value. We know that  $f'(1)$  will be undefined since  $f$  is discontinuous at 1. We do not formally consider  $x = 1$  to be a critical value of  $f$ , but we will use 1 to subdivide the real number line.

Using the [Quotient Rule](#), we find

$$f'(x) = \frac{x^2 - 2x - 3}{(x - 1)^2}.$$

We need to find the critical values of  $f$ ; we want to know when  $f'(x) = 0$  and when  $f'$  is not defined. That latter is straightforward: when the denominator of  $f'(x)$  is 0,  $f'$  is undefined. That occurs when  $x = 1$ , which we've already recognized as an important value, but not a critical number.

$f'(x) = 0$  when the numerator of  $f'(x)$  is 0. That occurs when  $x^2 - 2x - 3 = (x - 3)(x + 1) = 0$ ; i.e., when  $x = -1, 3$ .

We have found that  $f$  has two critical numbers,  $x = -1, 3$ , and at  $x = 1$  something important might also happen. These three numbers divide the real number line into four subintervals:

$$(-\infty, -1), (-1, 1), (1, 3), \text{ and } (3, \infty).$$

Pick a number  $p$  from each subinterval and test the sign of  $f'$  at  $p$  to determine whether  $f$  is increasing or decreasing on that interval. Again, we do well to avoid complicated computations; notice that the denominator of  $f'$  is *always* positive so we can ignore it during our work.

- |                                       |   |
|---------------------------------------|---|
| <b>Interval 1:</b><br>$(-\infty, -1)$ | Choosing a very small number (i.e., a negative number with a large magnitude) $p$ returns $p^2 - 2p - 3$ in the numerator of $f'$ ; that will be positive. Hence $f$ is increasing on $(-\infty, -1)$ . |
| <b>Interval 2:</b> $(-1, 1)$          | Choosing 0 seems simple: $f'(0) = -3 < 0$ . We conclude $f$ is decreasing on $(-1, 1)$ .  |
| <b>Interval 3:</b> $(1, 3)$           | Choosing 2 seems simple: $f'(2) = -3 < 0$ . Again, $f$ is decreasing.   |
| <b>Interval 4:</b> $(3, \infty)$      | Choosing an very large number $p$ from this subinterval will give a positive numerator and (of course) a positive denominator. So $f$ is increasing on $(3, \infty)$ .                                  |

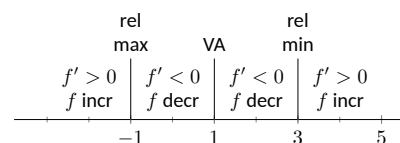
In summary,  $f$  is increasing on the intervals  $(-\infty, -1)$  and  $(3, \infty)$  and is decreasing on the intervals  $(-1, 1)$  and  $(1, 3)$ . Since at  $x = -1$ , the sign of  $f'$  switched from positive to negative, [Theorem 3.3.12](#) states that  $f(-1)$  is a relative maximum of  $f$ . At  $x = 3$ , the sign of  $f'$  switched from negative to positive, meaning  $f(3)$  is a relative minimum. At  $x = 1$ ,  $f$  is not defined, so there is no relative extremum at  $x = 1$ . As previously stated,  $x = 1$  is a vertical asymptote of  $f$ .

This is summarized in the number line shown in [Figure 3.3.17](#). Also, [Figure 3.3.18](#) shows a graph of  $f$ , confirming our calculations. This figure also shows  $f'$ , again demonstrating that  $f$  is increasing when  $f' > 0$  and decreasing when  $f' < 0$ .

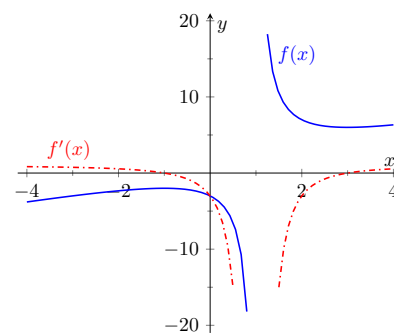
Video solution



[youtu.be/watch?v=94iCiiX07R0](https://youtu.be/watch?v=94iCiiX07R0)



**Figure 3.3.17** Number line for  $f$  in [Example 3.3.16](#)



**Figure 3.3.18** A graph of  $f(x)$  in [Example 3.3.16](#), showing where  $f$  is increasing and decreasing

One is often tempted to think that functions always alternate “increasing, decreasing, increasing, decreasing,...” around critical values. Our previous example demonstrated that this is not always the case. While  $x = 1$  was not technically a critical value, it was an important value we needed to consider. We found that  $f$  was decreasing on “both sides of  $x = 1$ .”

We examine one more example.

### Example 3.3.19 Using the First Derivative Test.

Find the intervals on which  $f(x) = x^{8/3} - 4x^{2/3}$  is increasing and decreasing and identify the relative extrema.

**Solution.** The domain of  $f$  is  $\mathbb{R}$  (you can take the odd root of both positive and negative numbers). Next, we take the first derivative. Since we know we want to solve  $f'(x) = 0$ , we will do some algebra after taking the derivative.

$$\begin{aligned} f(x) &= x^{\frac{8}{3}} - 4x^{\frac{2}{3}} \\ f'(x) &= \frac{8}{3}x^{\frac{5}{3}} - \frac{8}{3}x^{-\frac{1}{3}} \\ &= \frac{8}{3}x^{-\frac{1}{3}} \left( x^{\frac{6}{3}} - 1 \right) \\ &= \frac{8}{3}x^{-\frac{1}{3}} (x^2 - 1) \\ &= \frac{8}{3}x^{-\frac{1}{3}}(x-1)(x+1). \end{aligned}$$

This derivation of  $f'$  shows that  $f'(x) = 0$  when  $x = \pm 1$  and  $f'$  is not defined when  $x = 0$ . Thus we have three critical values, breaking the number line into four subintervals as shown in Figure 3.3.20.

**Interval 1:**  $(-\infty, -1)$  We choose  $p = -2$ ; we can easily verify that  $f'(-2) < 0$ . So  $f$  is decreasing on  $(-\infty, -1)$ .

**Interval 2:**  $(-1, 0)$  Choose  $p = -1/2$ . Once more we practice finding the sign of  $f'(p)$  without computing an actual value. We have  $f'(p) = (8/3)p^{-1/3}(p-1)(p+1)$ ; find the sign of each of the three terms at the chosen value of  $p$ .

$$f'(p) = \frac{8}{3} \cdot \underbrace{p^{-\frac{1}{3}}}_{<0} \cdot \underbrace{(p-1)}_{<0} \underbrace{(p+1)}_{>0}.$$

We have a “negative  $\times$  negative  $\times$  positive” giving a positive number;  $f$  is increasing on  $(-1, 0)$ .

**Interval 3:**  $(0, 1)$  We do a similar sign analysis as before, using  $p$  in  $(0, 1)$ .

$$f'(p) = \frac{8}{3} \cdot \underbrace{p^{-\frac{1}{3}}}_{>0} \cdot \underbrace{(p-1)}_{<0} \underbrace{(p+1)}_{>0}.$$

We have two positive factors and one negative factor;  $f'(p) < 0$  and so  $f$  is decreasing on  $(0, 1)$ .

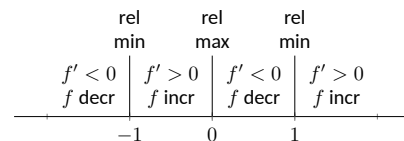


Figure 3.3.20 Number line for  $f$  in Example 3.3.19

**Interval 4:**  $(1, \infty)$  Similar work to that done for the other three intervals shows that  $f'(x) > 0$  on  $(1, \infty)$ , so  $f$  is increasing on this interval.

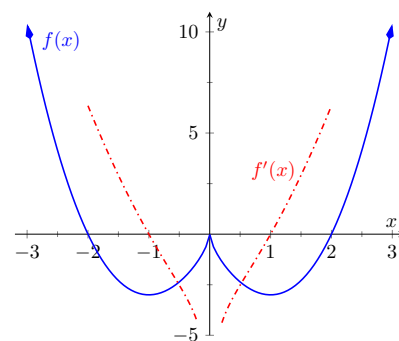
We conclude by stating that  $f$  is increasing on the intervals  $(-1, 0)$  and  $(1, \infty)$  and decreasing on the intervals  $(-\infty, -1)$  and  $(0, 1)$ . The sign of  $f'$  changes from negative to positive around  $x = -1$  and  $x = 1$ , meaning by [Theorem 3.3.12](#) that  $f(-1)$  and  $f(1)$  are relative minima of  $f$ . As the sign of  $f'$  changes from positive to negative at  $x = 0$ , we have a relative maximum at  $f(0)$ . [Figure 3.3.21](#) shows a graph of  $f$ , confirming our result. We also graph  $f'$ , highlighting once more that  $f$  is increasing when  $f' > 0$  and is decreasing when  $f' < 0$ .

We have seen how the first derivative of a function helps determine when the graph of a function is going “up” or “down.” In the next section, we will see how the second derivative helps determine how the graph of a function curves.

Video solution



[youtu.be/watch?v=T4RxcQnNotc](https://youtu.be/watch?v=T4RxcQnNotc)



**Figure 3.3.21** A graph of  $f(x)$  in [Example 3.3.19](#), showing where  $f$  is increasing and decreasing



### 3.3.1 Exercises

#### Terms and Concepts

1. In your own words describe what it means for a function to be increasing.
2. What does a decreasing function “look like”?
3. Sketch a graph of a function on  $[0, 2]$  that is increasing, where it is increasing “quickly” near  $x = 0$  and increasing “slowly” near  $x = 2$ .
4. Give an example of a function describing a situation where it is “bad” to be increasing and “good” to be decreasing.
5. (☐ True ☐ False) Functions always switch from increasing to decreasing, or decreasing to increasing, at critical points.
6. A function  $f$  has derivative  $f'(x) = (\sin x + 2)e^{x^2+1}$ , where  $f'(x) > 1$  for all  $x$ . Is  $f$  increasing, decreasing, or can we not tell from the given information? Why or why not?

#### Problems

**Exercise Group.** A function  $f(x)$  is given. Graph  $f$  and  $f'$  on the same axes (using technology is permitted) and verify Theorem 3.3.5.

- |                                  |                                 |
|----------------------------------|---------------------------------|
| 7. $f(x) = 2x + 3$               | 8. $f(x) = x^2 - 3x + 5$        |
| 9. $f(x) = \cos(x)$              | 10. $f(x) = \tan(x)$            |
| 11. $f(x) = x^3 - 5x^2 + 7x - 1$ | 12. $f(x) = 2x^3 - x^2 + x - 1$ |
| 13. $f(x) = x^4 - 5x^2 + 4$      | 14. $f(x) = \frac{1}{x^2+1}$    |

**Exercise Group.** A function  $f(x)$  is given.

- (a) Give the domain of  $f$ .
- (b) Find the critical numbers of  $f$ .
- (c) Find the intervals on which  $f$  is increasing.
- (d) Find the intervals on which  $f$  is decreasing.
- (e) Use the First Derivative Test to determine which critical points are a relative maximum.
- (f) Use the First Derivative Test to determine which critical points are a relative minimum.

- |   |   |
|---|---|
| 15. $f(x) = x^2 + 4x$                         | 16. $f(x) = x^3 + 2x^2 + 9$                   |
| 17. $f(x) = 7x^3 - 17x^2 - 35x + 1$           | 18. $f(x) = x^3 - 9x^2 + 27x - 27$            |
| 19. $f(x) = \frac{1}{x^2-10x+34}$             | 20. $f(x) = \frac{x^2-1}{x^2-36}$             |
| 21. $f(x) = \frac{x}{x^2+12x+35}$             | 22. $f(x) = \frac{(x-(-5))^{\frac{2}{3}}}{x}$ |
| 23. $f(x) = \sin(x) \cos(x)$ on $(-\pi, \pi)$ | 24. $f(x) = x^6 + 192x$                       |

### 3.4 Concavity and the Second Derivative

Our study of “nice” functions continues. The previous section showed how the first derivative of a function,  $f'$ , can relay important information about  $f$ . We now apply the same technique to  $f'$  itself, and learn what this tells us about  $f$ .

The key to studying  $f'$  is to consider its derivative, namely  $f''$ , which is the second derivative of  $f$ . When  $f'' > 0$ ,  $f'$  is increasing. When  $f'' < 0$ ,  $f'$  is decreasing.  $f'$  has relative maxima and minima where  $f'' = 0$  or is undefined.

This section explores how knowing information about  $f''$  gives information about  $f$ .



[youtu.be/watch?v=0uCjI5J4ew4](https://youtu.be/watch?v=0uCjI5J4ew4)

Figure 3.4.1 Video introduction to Section 3.4

#### 3.4.1 Concavity

We begin with a definition, then explore its meaning.

##### Definition 3.4.2 Concave Up and Concave Down.

Let  $f$  be continuous on an interval  $I$ . The graph of  $f$  is **concave up** on  $I$  if for any  $a < b$  in  $I$ ,

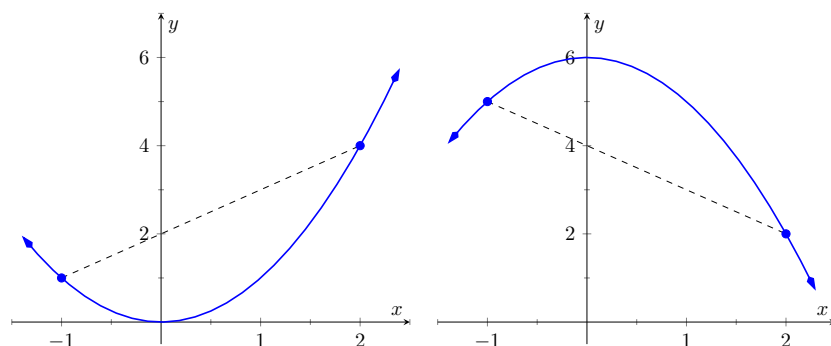
$$f\left(\frac{a+b}{2}\right) < \frac{f(a) + f(b)}{2}. \quad (3.4.1)$$

The graph of  $f$  is **concave down** on  $I$  if for any  $a < b$  in  $I$ ,

$$f\left(\frac{a+b}{2}\right) > \frac{f(a) + f(b)}{2}. \quad (3.4.2)$$

Geometrically, the condition in Equation (3.4.1) states that a graph is concave up if the midpoint of the secant line from  $(a, f(a))$  to  $(b, f(b))$  (and hence, the secant line itself) is above the graph  $y = f(x)$ . Similarly, Equation (3.4.2) states that the secant line lies below the graph.

In order for equality to hold instead of Equation (3.4.1) or Equation (3.4.2), the function would have to be of the form  $f(x) = mx + c$ , in which case the graph is a straight line. Straight lines are considered to have **no concavity**.



(a) A graph that is concave up. Notice how the secant line lies above the graph.

(b) A graph that is concave down. Notice how the secant line lies below the graph.

Figure 3.4.3 Illustrating the nature of concave up and concave down

**Loose Language.** We often state that “ $f$  is concave up” instead of “the graph of  $f$  is concave up” for simplicity.

Consider a function  $f$  such that  $f$  is continuous on  $[a, b]$  and differentiable on  $(a, b)$ . Note that  $\frac{a+b}{2}$  is the midpoint of the interval  $[a, b]$ . By the [The Mean Value Theorem of Differentiation](#), there must be a point  $c_1$  in  $[a, \frac{a+b}{2}]$  such that

$$f'(c_1) = \frac{f\left(\frac{a+b}{2}\right) - f(a)}{\frac{a+b}{2} - a} = \frac{2}{b-a} \left( f\left(\frac{a+b}{2}\right) - f(a) \right).$$

Similarly, there must be a point  $c_2$  in  $[\frac{a+b}{2}, b]$  such that

$$f'(c_2) = \frac{f(b) - f\left(\frac{a+b}{2}\right)}{b - \frac{a+b}{2}} = \frac{2}{b-a} \left( f(b) - f\left(\frac{a+b}{2}\right) \right).$$

But then we have

$$\begin{aligned} f'(c_2) - f'(c_1) &= \frac{2}{b-a} \left( f(b) - f\left(\frac{a+b}{2}\right) - f\left(\frac{a+b}{2}\right) + f(a) \right) \\ &= \frac{4}{b-a} \left( \frac{f(a) + f(b)}{2} - f\left(\frac{a+b}{2}\right) \right). \end{aligned}$$

Now, let us suppose that  $f'(x)$  is an increasing function on  $(a, b)$ . In that case,  $f'(c_2) - f'(c_1) > 0$ , and since  $b - a > 0$ , this implies that

$$\frac{f(a) + f(b)}{2} - f\left(\frac{a+b}{2}\right) > 0,$$

which, by [Definition 3.4.2](#) means that the graph of  $f$  is concave up.

Similarly, if  $f'(x)$  is a decreasing function on  $(a, b)$ , then the graph of  $f$  will be concave down. Using [Theorem 3.3.5](#), we arrive at the following theorem.

#### Theorem 3.4.4

Let  $f$  be a continuous function on  $[a, b]$  and differentiable on  $(a, b)$ .

1. If  $f''(c) > 0$  for all  $c$  in  $(a, b)$ , then  $f$  is concave up on  $[a, b]$ .
2. If  $f''(c) < 0$  for all  $c$  in  $(a, b)$ , then  $f$  is concave down on  $[a, b]$ .
3. If  $f''(c) = 0$  for all  $c$  in  $(a, b)$ , then  $f$  is linear on  $[a, b]$ .

The graph of a function  $f$  is *concave up* when  $f'$  is *increasing*. That means as one looks at a concave up graph from left to right, the slopes of the tangent lines will be increasing. Consider [Figure 3.4.5](#), where a concave up graph is shown along with some tangent lines. Notice how the tangent line on the left is steep, downward, corresponding to a lesser (large negative) value of  $f'$ . On the right, the tangent line is steep, upward, corresponding to a greater (large positive) value of  $f'$ .

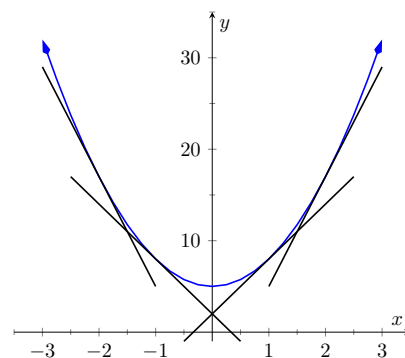
If a function is decreasing and concave up, then its rate of decrease is slowing; it is “leveling off.” You can see this in the left side of [Figure 3.4.5](#). If the function is increasing and concave up, then the *rate* of increase is increasing. The function is increasing at a faster and faster rate. You can see this in the right side of [Figure 3.4.5](#).

Now consider a function which is concave down. We essentially repeat the above paragraphs with slight variation.

The graph of a function  $f$  is *concave down* when  $f'$  is *decreasing*. That means as one looks at a concave down graph from left to right, the slopes of the tangent

As with [Theorem 3.3.5](#), [Theorem 3.4.4](#) lets us conclude that the graph of a function is concave up (or down) on a *closed* interval, assuming that the function is continuous on that interval. Again, we follow the convention that when a problem asks us to give the intervals on which the graph is concave up or down, we give *open* intervals, even if a closed interval is technically correct.

If a function has the same concavity on adjacent intervals  $(a, b)$  and  $(b, c)$ , and the function is continuous at  $b$ , we should combine the intervals, and state the result as  $(a, c)$ . However, if  $b$  is a point of discontinuity, we must omit it from our intervals.



**Figure 3.4.5** A function  $f$  with a concave up graph. Notice how the slopes of the tangent lines, when looking from left to right, are increasing. (The slope values pictured are  $-12$ ,  $-6$ ,  $6$  and  $12$ ).

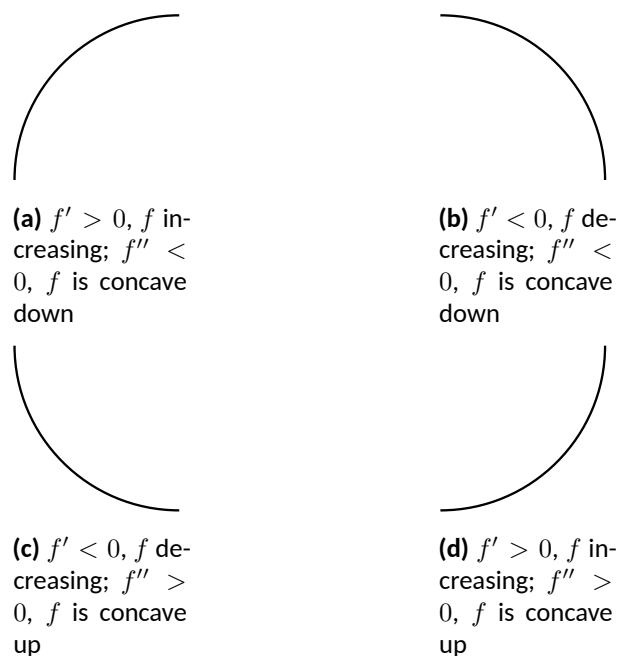
lines will be decreasing. Consider Figure 3.4.6, where a concave down graph is shown along with some tangent lines. Notice how the tangent line on the left is steep, upward, corresponding to a greater (large positive) value of  $f'$ . On the right, the tangent line is steep, downward, corresponding to a lesser (large negative) value of  $f'$ .

If a function is increasing and concave down, then its rate of increase is slowing; it is “leveling off.” If the function is decreasing and concave down, then the rate of decrease is decreasing. The function is decreasing at a faster and faster rate.

Our definition of concave up and concave down is given in terms of when the first derivative is increasing or decreasing. We can apply the results of the previous section to find intervals on which a graph is concave up or down. That is, we recognize that  $f'$  is increasing when  $f'' > 0$ , etc.

### Theorem 3.4.7 Test for Concavity.

Let  $f$  be twice differentiable on an interval  $I$ . The graph of  $f$  is concave up if  $f'' > 0$  on  $I$ , and is concave down if  $f'' < 0$  on  $I$ .



**Figure 3.4.8** Demonstrating the four ways that concavity interacts with increasing/decreasing, along with the relationships with the first and second derivatives

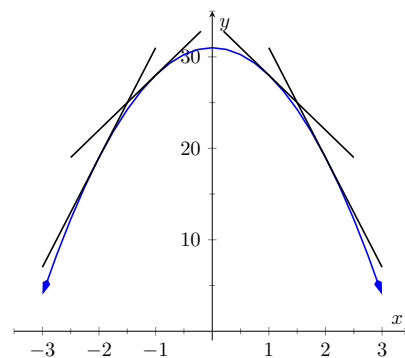
If knowing where a graph is concave up/down is important, it makes sense that the places where the graph changes from one to the other is also important. This leads us to a definition.

### Definition 3.4.9 Point of Inflection.

A **point of inflection** is a point on the graph of  $f$  at which the concavity of  $f$  changes.

Figure 3.4.10 shows a graph of a function with inflection points labeled.

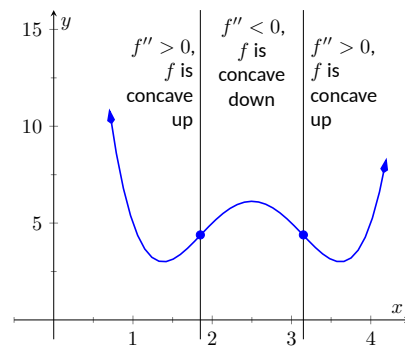
If the concavity of  $f$  changes at a point  $(c, f(c))$ , then  $f'$  is changing from increasing to decreasing (or, decreasing to increasing) at  $x = c$ . That means that the sign of  $f''$  is changing from positive to negative (or, negative to positive)



**Figure 3.4.6** A function  $f$  with a concave down graph. Notice how the slopes of the tangent lines, when looking from left to right, are decreasing.

**Concavity Depravity.** A mnemonic for remembering what concave up/down means is: “Concave up is like a cup; concave down is like a frown.” It is admittedly terrible, but it works.

**Geometric Concavity.** Geometrically speaking, a function is concave up if its graph lies above its tangent lines and below secant line segments. A function is concave down if its graph lies below its tangent lines and above secant line segments.



**Figure 3.4.10** A graph of a function with its inflection points marked. The intervals where concave up/down are also indicated.

at  $x = c$ . A sign change *may* occur when  $f'' = 0$  or  $f''$  is undefined. This leads to the following theorem.

**Theorem 3.4.11 Points of Inflection.**

*If  $(c, f(c))$  is a point of inflection on the graph of  $f$ , then either  $f''(c) = 0$  or  $f''$  is not defined at  $c$ .*

We have identified the concepts of concavity and points of inflection. It is now time to practice using these concepts; given a function, we should be able to find its points of inflection and identify intervals on which it is concave up or down. We do so in the following examples.

**Example 3.4.12 Finding intervals of concave up/down, inflection points.**

Let  $f(x) = x^3 - 3x + 1$ . Find the inflection points of  $f$  and the intervals on which it is concave up/down.

**Solution.** We start by finding  $f'(x) = 3x^2 - 3$  and  $f''(x) = 6x$ . To find the inflection points, we use [Theorem 3.4.11](#) and find where  $f''(x) = 0$  or where  $f''$  is undefined. We find  $f''$  is always defined, and is 0 only when  $x = 0$ . So the point  $(0, f(0)) = (0, 1)$  is the only possible point of inflection.

This possible inflection point divides the real line into two intervals,  $(-\infty, 0)$  and  $(0, \infty)$ . We use a process similar to the one used in the previous section to determine increasing/decreasing. Pick any  $c < 0$ ;  $f''(c) < 0$  so  $f$  is concave down on  $(-\infty, 0)$ . Pick any  $c > 0$ ;  $f''(c) > 0$  so  $f$  is concave up on  $(0, \infty)$ . Since the concavity changes at  $x = 0$ , the point  $(0, 1)$  is an inflection point.

The number line in [Figure 3.4.13](#) illustrates the process of determining concavity; [Figure 3.4.14](#) shows a graph of  $f$  and  $f''$ , confirming our results. Notice how  $f$  is concave down precisely when  $f''(x) < 0$  and concave up when  $f''(x) > 0$ .

**Example 3.4.15 Finding intervals of concave up/down, inflection points.**

Let  $f(x) = x/(x^2 - 1)$ . Find the inflection points of  $f$  and the intervals on which it is concave up/down.

**Solution.** We need to find  $f'$  and  $f''$ . Using the [Quotient Rule](#) and simplifying, we find

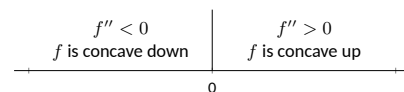
$$f'(x) = \frac{-(1+x^2)}{(x^2-1)^2} \quad f''(x) = \frac{2x(x^2+3)}{(x^2-1)^3}.$$

To find the possible points of inflection, we seek to find where  $f''(x) = 0$  and where  $f''$  is not defined. Solving  $f''(x) = 0$  reduces to solving  $2x(x^2 + 3) = 0$ ; we find  $x = 0$ . We find that  $f''$  is not defined when  $x = \pm 1$ , for then the denominator of  $f''$  is 0. We also note that  $f$  itself is not defined at  $x = \pm 1$ , having a domain of  $(-\infty, -1) \cup (-1, 1) \cup (1, \infty)$ . Since the domain of  $f$  is the union of three intervals, it makes sense that the concavity of  $f$  could switch across intervals. We technically cannot say that  $f$  has a point of inflection at  $x = \pm 1$  as they are not part of the domain, but we must still consider these  $x$ -values to be important and

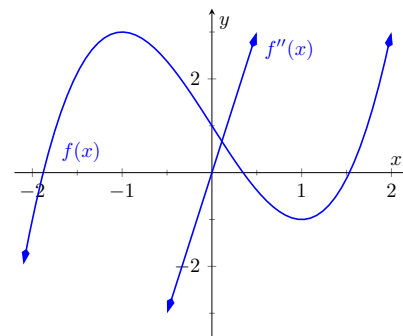
**Video solution**



[youtu.be/watch?v=n8TRVD\\_8sY0](https://youtu.be/watch?v=n8TRVD_8sY0)



**Figure 3.4.13** A number line determining the concavity of  $f$  in [Example 3.4.12](#)



**Figure 3.4.14** A graph of  $f(x)$  used in [Example 3.4.12](#)

will include them in our number line.

The important  $x$ -values at which concavity might switch are  $x = -1$ ,  $x = 0$  and  $x = 1$ , which split the number line into four intervals as shown in Figure 3.4.16. We determine the concavity on each. Keep in mind that all we are concerned with is the *sign* of  $f''$  on the interval.

- Interval 1:**  $(-\infty, -1)$  Select a number  $c$  in this interval with a large magnitude (for instance,  $c = -100$ ). The denominator of  $f''(x)$  will be positive. In the numerator, the  $(c^2 + 3)$  factor will be positive and the  $2c$  factor will be negative. Thus the numerator is negative and  $f''(c)$  is negative. We conclude  $f$  is concave down on  $(-\infty, -1)$ .
- Interval 2:**  $(-1, 0)$  For any number  $c$  in this interval, the factor  $2c$  in the numerator will be negative, the factor  $(c^2 + 3)$  in the numerator will be positive, and the factor  $(c^2 - 1)^3$  in the denominator will be negative. Thus  $f''(c) > 0$  and  $f$  is concave up on this interval.
- Interval 3:**  $(0, 1)$  Any number  $c$  in this interval will be positive and “small.” Thus the numerator is positive while the denominator is negative. Thus  $f''(c) < 0$  and  $f$  is concave down on this interval.
- Interval 4:**  $(1, \infty)$  Choose a large value for  $c$ . It is evident that  $f''(c) > 0$ , so we conclude that  $f$  is concave up on  $(1, \infty)$ .

We conclude that  $f$  is concave up on  $(-1, 0)$  and  $(1, \infty)$  and concave down on  $(-\infty, -1)$  and  $(0, 1)$ . There is only one point of inflection,  $(0, 0)$ , as  $f$  is not defined at  $x = \pm 1$ . Our work is confirmed by the graph of  $f$  in Figure 3.4.17. Notice how  $f$  is concave up whenever  $f''$  is positive, and concave down when  $f''$  is negative. The inflection in  $f$  occurs where  $f''$  changes sign.

Recall that relative maxima and minima of  $f$  are found at critical points of  $f$ ; that is, they are found when  $f'(x) = 0$  or when  $f'$  is undefined. Likewise, the relative maxima and minima of  $f'$  are found when  $f''(x) = 0$  or when  $f''$  is undefined; note that these are the inflection points of  $f$ .

What does a “relative maximum of  $f'$ ” mean? The derivative measures the rate of change of  $f$ ; maximizing  $f'$  means finding where  $f$  is increasing the most — where  $f$  has the steepest tangent line. A similar statement can be made for minimizing  $f'$ ; it corresponds to where  $f$  has the steepest negatively-sloped tangent line.

We utilize this concept in the next example.

#### Example 3.4.18 Understanding inflection points.

The sales of a certain product over a three-year span are modeled by  $S(t) = t^4 - 8t^2 + 20$ , where  $t$  is the time in years, shown in Figure 3.4.19. Over the first two years, sales are decreasing. Find the point at which sales are decreasing at their greatest rate.

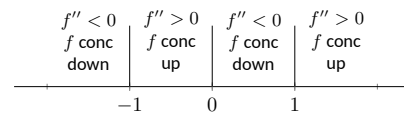


Figure 3.4.16 Number line for  $f$  in Example 3.4.15

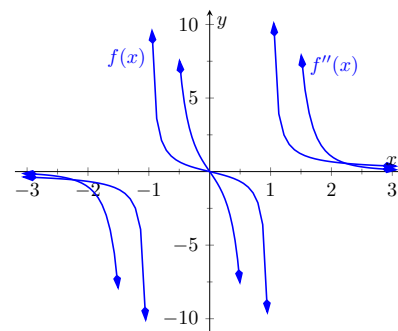


Figure 3.4.17 A graph of  $f(x)$  and  $f''(x)$  in Example 3.4.15

Video solution



[youtu.be/watch?v=eC6QLbsuRVs](https://youtu.be/watch?v=eC6QLbsuRVs)

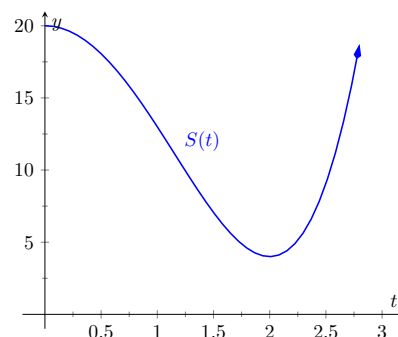


Figure 3.4.19 A graph of  $S(t)$  in Example 3.4.18, modeling the sale of a product over time

**Solution.** We want to maximize the rate of decrease, which is to say, we want to find where  $S'$  has a minimum. To do this, we find where  $S''$  is 0 and  $S''$  changes from negative to positive. We find  $S'(t) = 4t^3 - 16t$  and  $S''(t) = 12t^2 - 16$ . Setting  $S''(t) = 0$  and solving, we get  $t = \sqrt{4/3} \approx 1.16$  (we ignore the negative solution for  $t$  since it does not lie in the domain of our function  $S$ ).

Since  $S''(1) = -4 < 0$  and  $S''(2) = 32 > 0$ , we can say  $S'(\sqrt{4/3})$  is a local minimum of  $S'$ . This is both the inflection point and the point of maximum decrease. This is the point at which things first start looking up for the company. After the inflection point, sales are still decreasing, but not decreasing quite as quickly as they had been.

A graph of  $S(t)$  and  $S'(t)$  is given in Figure 3.4.20. When  $S'(t) < 0$ , sales are decreasing; note how at  $t \approx 1.16$ ,  $S'(t)$  is minimized. That is, sales are decreasing at the fastest rate at  $t \approx 1.16$ . On the interval of  $(1.16, 2)$ ,  $S$  is decreasing but concave up, so the decline in sales is “leveling off.”

Not every critical point corresponds to a relative extrema;  $f(x) = x^3$  has a critical point at  $(0, 0)$  but no relative maximum or minimum. Likewise, just because  $f''(x) = 0$  we cannot conclude concavity changes at that point. We were careful before to use terminology “possible point of inflection” since we needed to check to see if the concavity changed. The canonical example of  $f''(x) = 0$  without concavity changing is  $f(x) = x^4$ . At  $x = 0$ ,  $f''(x) = 0$  but  $f$  is always concave up, as shown in Figure 3.4.21.

### 3.4.2 The Second Derivative Test

The first derivative of a function gave us a test to find if a critical value corresponded to a relative maximum, minimum, or neither. The second derivative gives us another way to test if a critical point is a local maximum or minimum. The following theorem officially states something that is intuitive: if a critical value occurs in a region where a function  $f$  is concave up, then that critical value must correspond to a relative minimum of  $f$ , etc. See Figure 3.4.22 for a visualization of this.

#### Theorem 3.4.23 The Second Derivative Test.

Let  $c$  be a critical value of  $f$  where  $f''(c)$  is defined.

1. If  $f''(c) > 0$ , then  $f$  has a local minimum at  $(c, f(c))$ .
2. If  $f''(c) < 0$ , then  $f$  has a local maximum at  $(c, f(c))$ .

The Second Derivative Test relates to the First Derivative Test in the following way. If  $f''(c) > 0$ , then the graph is concave up at a critical point  $c$  and  $f'$  itself is growing. Since  $f'(c) = 0$  and  $f'$  is growing at  $c$ , then it must go from negative to positive at  $c$ . This means the function goes from decreasing to increasing, indicating a local minimum at  $c$ .

#### Example 3.4.25 Using the Second Derivative Test.

Let  $f(x) = 100/x + x$ . Find the critical points of  $f$  and use the The Second Derivative Test to label them as relative maxima or minima.

**Solution.** We find  $f'(x) = -100/x^2 + 1$  and  $f''(x) = 200/x^3$ . We set  $f'(x) = 0$  and solve for  $x$  to find the critical values (note that  $f'$  is

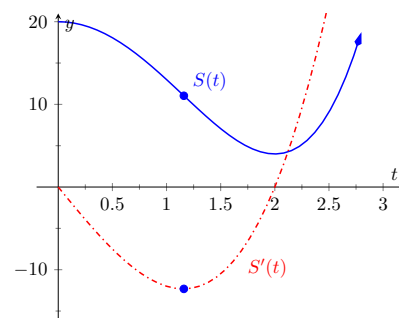


Figure 3.4.20 A graph of  $S(t)$  in Example 3.4.18, along with  $S'(t)$

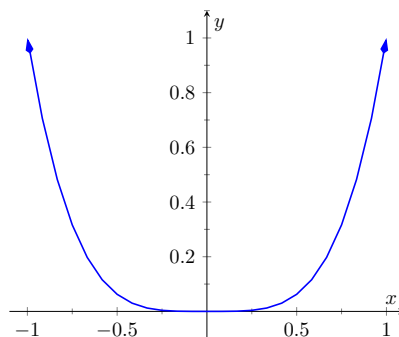


Figure 3.4.21 A graph of  $f(x) = x^4$ . Clearly  $f$  is always concave up, despite the fact that  $f''(x) = 0$  when  $x = 0$ . In this example, the possible point of inflection  $(0, 0)$  is not a point of inflection.

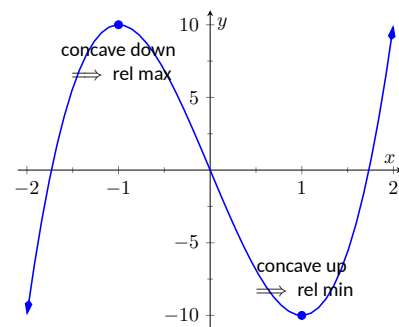


Figure 3.4.22 Demonstrating the fact that relative maxima occur when the graph is concave down and relative minima occur when the graph is concave up



[youtu.be/watch?v=4hWldEUoG2U](https://youtu.be/watch?v=4hWldEUoG2U)

Figure 3.4.24 Video presentation of Theorem 3.4.23

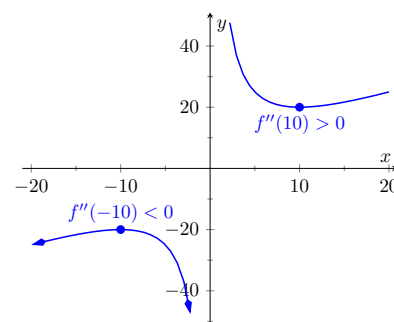
not defined at  $x = 0$ , but neither is  $f$  so this is not a critical value.) We find the critical values are  $x = \pm 10$ . We now evaluate the second derivative at these critical numbers. Evaluating  $f''(10) = 0.1 > 0$ , so there is a local minimum at  $x = 10$ . Evaluating  $f''(-10) = -0.1 < 0$ , determining a relative maximum at  $x = -10$ . These results are confirmed in Figure 3.4.26.

We have been learning how the first and second derivatives of a function relate information about the graph of that function. We have found intervals of increasing and decreasing, intervals where the graph is concave up and down, along with the locations of relative extrema and inflection points. In Chapter 1 we saw how limits explained asymptotic behavior. In the next section we combine all of this information to produce accurate sketches of functions.

### Video solution



[youtu.be/watch?v=\\_DhmpXRZfi8](https://youtu.be/watch?v=_DhmpXRZfi8)



**Figure 3.4.26** A graph of  $f(x)$  in Example 3.4.25. The second derivative is evaluated at each critical point. When the graph is concave up, the critical point represents a local minimum; when the graph is concave down, the critical point represents a local maximum.

**Use Wisely.** The second derivative test can only be used on a function that is twice differentiable at  $c$ . For functions that are not twice differentiable at  $c$ , you will need to use the [First Derivative Test](#). If you've already determined the sign diagram for  $f'$ , the [First Derivative Test](#) is usually easier to apply, and it applies in cases when [First Derivative Test](#) does not.



### 3.4.3 Exercises

#### Terms and Concepts

- Sketch a graph of a function  $f(x)$  that is concave up on  $(0, 1)$  and is concave down on  $(1, 2)$ .
- Sketch a graph of a function  $f(x)$  that is:
  - increasing, concave up on  $(0, 1)$ ,
  - increasing, concave down on  $(1, 2)$ ,
  - decreasing, concave down on  $(2, 3)$ , and
  - increasing, concave down on  $(3, 4)$ .
- Is it possible for a function to be increasing and concave down on  $(0, \infty)$  with a horizontal asymptote of  $y = 1$ ? If so, give a sketch of such a function.
- Is it possible for a function to be increasing and concave up on  $(0, \infty)$  with a horizontal asymptote of  $y = 1$ ? If so, give a sketch of such a function.

#### Problems

**Exercise Group.** A function  $f(x)$  is given. Graph  $f$  and  $f''$  on the same axes (using technology is permitted) and verify [Theorem 3.4.7](#).

- |                                 |                                |
|---------------------------------|--------------------------------|
| 5. $f(x) = -7x + 3$             | 6. $f(x) = -4x^2 + 3x - 8$     |
| 7. $f(x) = 4x^2 + 3x - 8$       | 8. $f(x) = x^3 - 3x^2 + x - 1$ |
| 9. $f(x) = -x^3 + x^2 - 2x + 5$ | 10. $f(x) = \sin(x)$           |
| 11. $f(x) = \tan(x)$            | 12. $f(x) = \frac{1}{x^2 + 1}$ |
| 13. $f(x) = \frac{1}{x}$        | 14. $f(x) = \frac{1}{x^2}$     |

**Exercise Group.** A function  $f(x)$  is given.

- Find the possible points of inflection of  $f$ .
- Find the intervals on which the graph of  $f$  is concave up.
- Find the intervals on which the graph of  $f$  is concave down.

- |  |   |
|--|---|
| 15. $f(x) = x^2 - 4x + 4$                              | 16. $f(x) = -x^2 + 4x - 1$                    |
| 17. $f(x) = x^3 - 8x - 7$                              | 18. $f(x) = 8x^3 + 6x^2 + 9x - 5$             |
| 19. $f(x) = \frac{x^4}{4} + 16\frac{x^3}{3} - 72x - 6$ | 20. $f(x) = 2x^4 - 40x^3 + 296x^2 - 960x + 7$ |
| 21. $f(x) = x^4 + 8x^3 + 24x^2 + 32x + 16$             | 22. $f(x) = \sec(x)$ on $(-3\pi/2, 3\pi/2)$   |
| 23. $f(x) = \frac{1}{x^2 + 1}$                         | 24. $f(x) = \frac{1}{x^2 - 7x + 10}$          |
| 25. $f(x) = \sin(x) + \cos(x)$ on $(-\pi, \pi)$        | 26. $f(x) = x^2 e^x$                          |
| 27. $f(x) = x^2 \ln(x)$                                | 28. $f(x) = e^{-x^2}$                         |

**Exercise Group.** A function  $f(x)$  is given. Find the critical points of  $f$  and use the Second Derivative Test, when possible, to determine the relative extrema. (Note: these are the same functions as in [Exercise Group 15–28](#).)

- |                                      |  |
|--------------------------------------|--|
| 29. $f(x) = x^2 + 14x + 49$          | 30. $f(x) = -x^2 - 5x + 3$                 |
| 31. $f(x) = x^3 - 4x - 4$            | 32. $f(x) = -x^3 + 8x^2 - 25x - 3$         |
| 33. $f(x) = \frac{x^4}{4} + 64x - 9$ | 34. $f(x) = 2x^4 - 8x^3 - 16x^2 + 96x + 9$ |

35.  $f(x) = x^4 - 12x^3 + 54x^2 - 108x + 81$

37.  $f(x) = \frac{1}{x^2 + 18x + 83}$

39.  $f(x) = \sin(x) + \cos(x)$  on  $(-\pi, \pi)$

41.  $f(x) = x^2 \ln(x)$

36.  $f(x) = \sec(x)$  on  $(-3\pi/2, 3\pi/2)$

38.  $f(x) = \frac{1}{x^2 - 49}$

40.  $f(x) = x^2 e^x$

42.  $f(x) = e^{-x^2}$

**Exercise Group.** A function  $f(x)$  is given. Find the  $x$  values where  $f'(x)$  has a relative maximum or minimum. (Note: these are the same functions as in [Exercise Group 15–28](#).)

43.  $f(x) = x^2 - 8x + 16$

45.  $f(x) = x^3 - 9x - 2$

47.  $f(x) = \frac{x^4}{4} + 14\frac{x^3}{3} + 7$

49.  $f(x) = x^4 + 4x^3 + 6x^2 + 4x + 1$

51.  $f(x) = \frac{1}{x^2 - 2x + 4}$

53.  $f(x) = \sin(x) + \cos(x)$  on  $(-\pi, \pi)$

55.  $f(x) = x^2 \ln(x)$

44.  $f(x) = -x^2 + 6x + 4$

46.  $f(x) = -9x^3 - 8x^2 - 7x - 1$

48.  $f(x) = 3x^4 - 24x^3 + 66x^2 - 72x - 6$

50.  $f(x) = \sec(x)$  on  $(-3\pi/2, 3\pi/2)$

52.  $f(x) = \frac{1}{x^2 - 13x + 36}$

54.  $f(x) = x^2 e^x$

56.  $f(x) = e^{-x^2}$

## 3.5 Curve Sketching

We have been learning how we can understand the behavior of a function based on its first and second derivatives. While we have been treating the properties of a function separately (increasing and decreasing, concave up and concave down, etc.), we combine them here to produce an accurate graph of the function without plotting lots of extraneous points.

Why bother? Graphing utilities are very accessible, whether on a computer, a hand-held calculator, or a smartphone. These resources are usually very fast and accurate. We will see that our method is not particularly fast — it will require time (but it is not *hard*). So again: why bother?

We are attempting to understand the behavior of a function  $f$  based on the information given by its derivatives. While all of a function's derivatives relay information about it, it turns out that “most” of the behavior we care about is explained by  $f'$  and  $f''$ . Understanding the interactions between the graph of  $f$  and  $f'$  and  $f''$  is important. To gain this understanding, one might argue that all that is needed is to look at lots of graphs. This is true to a point, but is somewhat similar to stating that one understands how an engine works after looking only at pictures. It is true that the basic ideas will be conveyed, but “hands-on” access increases understanding.

**Key Idea 3.5.1** summarizes what we have learned so far that is applicable to sketching graphs of functions and gives a framework for putting that information together. It is followed by several examples.

### Key Idea 3.5.1 Curve Sketching.

To produce an accurate sketch a given function  $f$ , consider the following steps.

1. Find the domain of  $f$ . Generally, we assume that the domain is the entire real line then find restrictions, such as where a denominator is 0 or where negatives appear under the radical.
2. Find the critical values of  $f$ .
3. Find the possible points of inflection of  $f$ .
4. Find the location of any vertical asymptotes of  $f$  (usually done in conjunction with [Item 1](#)).
5. Consider the limits  $\lim_{x \rightarrow -\infty} f(x)$  and  $\lim_{x \rightarrow \infty} f(x)$  to determine the end behavior of the function.
6. Create a number line that includes all critical points, possible points of inflection, and locations of vertical asymptotes. For each interval created, determine whether  $f$  is increasing or decreasing, concave up or down.
7. Evaluate  $f$  at each critical point and possible point of inflection. Plot these points on a set of axes. Connect these points with curves exhibiting the proper concavity. Sketch asymptotes and  $x$  and  $y$  intercepts where applicable.

**Example 3.5.2 Curve sketching.**

Use [Key Idea 3.5.1](#) to sketch  $f(x) = 3x^3 - 10x^2 + 7x + 5$ .

**Solution.** We follow the steps outlined in [Key Idea 3.5.1](#).

1. The domain of  $f$  is the entire real line; there are no values  $x$  for which  $f(x)$  is not defined.
2. Find the critical values of  $f$ . We compute  $f'(x) = 9x^2 - 20x + 7$ . Use the Quadratic Formula to find the roots of  $f'$ :

$$\begin{aligned} x &= \frac{20 \pm \sqrt{(-20)^2 - 4(9)(7)}}{2(9)} \\ &= \frac{1}{9} (10 \pm \sqrt{37}) \\ x &\approx 0.435, 1.787. \end{aligned}$$

3. Find the possible points of inflection of  $f$ . Compute  $f''(x) = 18x - 20$ . We have

$$\begin{aligned} f''(x) &= 0 \\ 18x - 20 &= 0 \\ x &= 10/9 \\ &\approx 1.111. \end{aligned}$$

4. There are no vertical asymptotes.
5. We determine the end behavior using limits as  $x$  approaches  $\pm\infty$ .

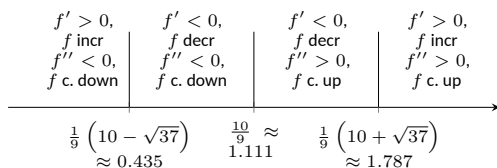
$$\lim_{x \rightarrow -\infty} f(x) = -\infty \quad \lim_{x \rightarrow \infty} f(x) = \infty.$$

We do not have any horizontal asymptotes.

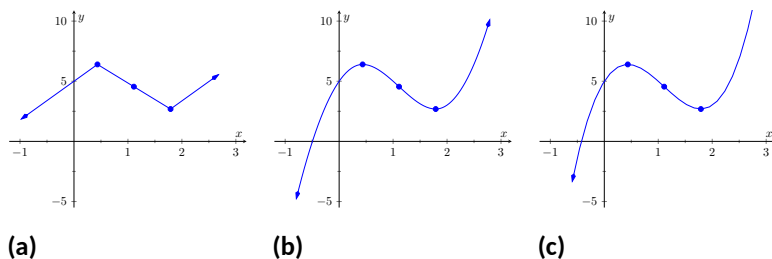
6. We place the values  $x = (10 \pm \sqrt{37})/9$  and  $x = 10/9$  on a number line, as shown in [Figure 3.5.3](#). We mark each subinterval as increasing or decreasing, concave up or down, using the techniques used in [Sections 3.3–3.4](#).
7. Evaluate  $f$  at each critical number and possible inflection point.

$$f(0.435) \approx 6.400 \quad f(1.111) \approx 4.547 \quad f(1.787) \approx 2.695$$

We plot the appropriate points on axes as shown in [Figure 3.5.4\(a\)](#) and connect the points with straight lines (to show increasing/decreasing behavior). In [Figure 3.5.4\(b\)](#) we adjust these lines to demonstrate the proper concavity. In [Figure 3.5.4\(c\)](#) we show a graph of  $f$  drawn with a computer program, verifying the accuracy of our sketch.



**Figure 3.5.3** Number line for  $f$  in [Example 3.5.2](#)

Figure 3.5.4 Sketching  $f$  in Example 3.5.2

Video solution


[youtu.be/watch?v=41XMvSHgl-Y](https://youtu.be/watch?v=41XMvSHgl-Y)
**Example 3.5.5 Curve sketching.**

Sketch  $f(x) = \frac{x^2 - x - 2}{x^2 - x - 6}$ .

**Solution.** We again follow the steps outlined in [Key Idea 3.5.1](#).

1. In determining the domain, we assume it is all real numbers and look for restrictions. We find that at  $x = -2$  and  $x = 3$ ,  $f(x)$  is not defined. So the domain of  $f$  is  $D = \{x \mid x \neq -2, 3\}$ .
2. To find the critical values of  $f$ , we first find  $f'(x)$ . Using the [Quotient Rule](#), we find

$$f'(x) = \frac{-8x + 4}{(x^2 - x - 6)^2} = \frac{-8x + 4}{(x - 3)^2(x + 2)^2}.$$

We get  $f'(x) = 0$  when  $x = 1/2$ , and  $f'$  is undefined when  $x = -2, 3$ . Since  $f'$  is undefined only when  $f$  is also undefined, these are not critical values. The only critical value is  $x = 1/2$ .

3. To find the possible points of inflection, we find  $f''(x)$ , again employing the [Quotient Rule](#):

$$f''(x) = \frac{24x^2 - 24x + 56}{(x - 3)^3(x + 2)^3}.$$

We find that  $f''(x)$  is never 0 (setting the numerator equal to 0 and solving for  $x$ , we find the only roots to this quadratic are not real numbers) and  $f''$  is undefined when  $x = -2, 3$ . Thus concavity will possibly only change at  $x = -2$  and  $x = 3$  (which are not in the domain of  $f$ , so these won't be inflection points).

4. The vertical asymptotes of  $f$  are at  $x = -2$  and  $x = 3$ , the places where  $f$  is undefined.
5. There is a horizontal asymptote of  $y = 1$ , as  $\lim_{x \rightarrow -\infty} f(x) = 1$  and  $\lim_{x \rightarrow \infty} f(x) = 1$ .
6. We place the values  $x = 1/2$ ,  $x = -2$  and  $x = 3$  on a number line as shown in [Figure 3.5.6](#). We mark in each interval whether  $f$  is increasing or decreasing, concave up or down. We see that  $f$  has a relative maximum at  $x = 1/2$ ; concavity changes only at the vertical asymptotes.

7. Evaluate  $f$  at each critical number.

$$f(0) = 1/3$$

$$f(1/2) = 9/25$$

In Figure 3.5.7(a), we plot the points from the number line on a set of axes and connect the points with straight lines to get a general idea of what the function looks like (these lines effectively only convey increasing/decreasing information). In Figure 3.5.7(b), we adjust the graph with the appropriate concavity. We also show  $f$  crossing the  $x$ -axis at  $x = -1$  and  $x = 2$  and crossing the  $y$ -axis at  $y = 1/3$ . Finally, Figure 3.5.7(c) shows a computer generated graph of  $f$ , which verifies the accuracy of our sketch.

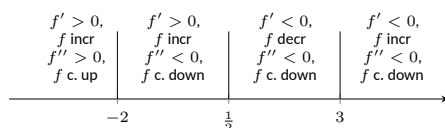


Figure 3.5.6 Number line for  $f$  in Example 3.5.5

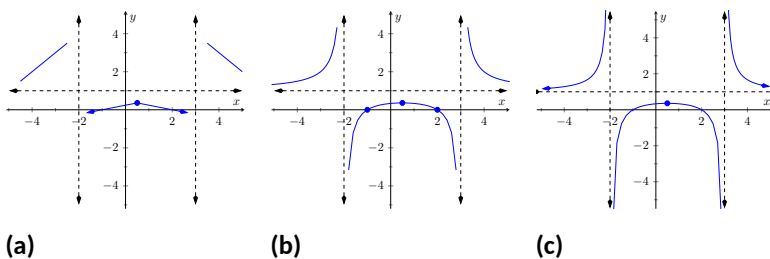


Figure 3.5.7 Sketching  $f$  in Example 3.5.5

Video solution



[youtu.be/watch?v=t3VI2oTmOiA](https://youtu.be/watch?v=t3VI2oTmOiA)

### Example 3.5.8 Curve sketching.

Sketch  $f(x) = \frac{5(x-2)(x+1)}{x^2 + 2x + 4}$ .

**Solution.** We again follow Key Idea 3.5.1.

1. We assume that the domain of  $f$  is all real numbers and consider restrictions. The only restrictions could come when the denominator is 0, but this never occurs because the denominator is a quadratic polynomial with no real roots. Therefore the domain of  $f$  is all real numbers,  $\mathbb{R}$ .
2. We find the critical values of  $f$  by setting  $f'(x) = 0$  and solving for  $x$ . We find

$$\begin{aligned} f'(x) &= \frac{15x(x+4)}{(x^2 + 2x + 4)^2} \\ 0 &= \frac{15x(x+4)}{(x^2 + 2x + 4)^2} \\ x &= -4, 0. \end{aligned}$$

Since the denominator of  $f'$  is just the square of the denominator of  $f$ , there are no values of  $x$  for which  $f'$  is undefined.

3. We find the possible points of inflection by solving  $f''(x) = 0$  for  $x$  (again, there are no values of  $x$  for which  $f''$  is undefined.) We find

$$f''(x) = -\frac{30x^3 + 180x^2 - 240}{(x^2 + 2x + 4)^3}.$$

The cubic in the numerator does not factor very “nicely.” We instead approximate the roots (using a cas) at  $x = -5.759$ ,  $x = -1.305$  and  $x = 1.064$ .

4. There are no vertical asymptotes as the denominator never equals zero.
5. We have a horizontal asymptote of  $y = 5$ , as  $\lim_{x \rightarrow -\infty} f(x) = \lim_{x \rightarrow \infty} f(x) = 5$ .
6. We place the critical points and possible points on a number line as shown in Figure 3.5.9 and mark each interval as increasing/decreasing, concave up/down appropriately.
7. Evaluate  $f$  at each critical number, possible inflection point.

$$\begin{array}{ll} f(-5.759) \approx 7.200 & f(-4) = 7.5 \\ f(-1.305) \approx 1.630 & f(0) = 2.5 \\ f(1.064) \approx -1.331 \end{array}$$

In Figure 3.5.10(a) we plot the significant points from the number line as well as the  $x$ - and  $y$ -intercepts, and connect the points with straight lines to get a general impression about the graph (this graph only includes increasing/decreasing information). In Figure 3.5.10(b), we add concavity, drawing the function so that it is smooth (since  $f$  is differentiable everywhere, there should be no kinks or corners). Figure 3.5.10(c) shows a computer generated graph of  $f$ , affirming our results.

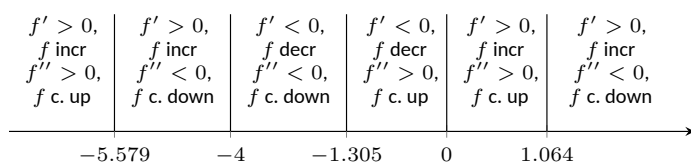


Figure 3.5.9 Number line for  $f$  in Example 3.5.8

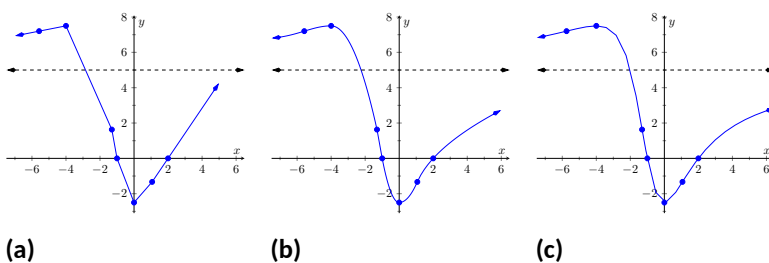


Figure 3.5.10 Sketching  $f$  in Example 3.5.8

To get some more practice with curve sketching, we include a few more

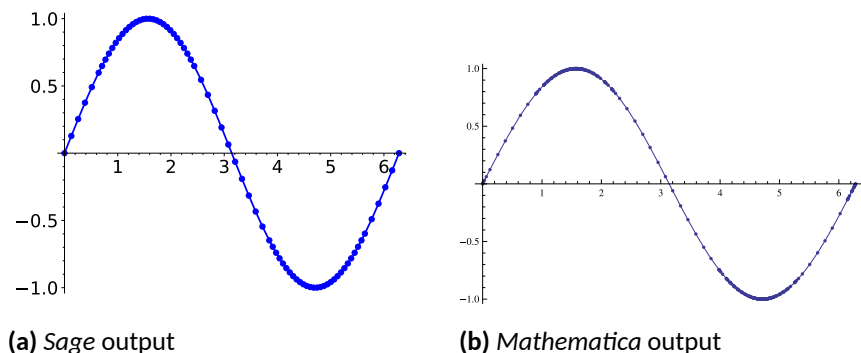
video examples to illustrate the process. (The last of these could be considered “archival footage”: it was from a first run at using our new lightboard.)

In each of our examples, we found a few significant points on the graph of  $f$  that corresponded to changes in increasing/decreasing or concavity. We connected these points with straight lines, then adjusted for concavity, and finished by showing a very accurate, computer generated graph.

Why are computer graphics so good? It is not because computers are “smarter” than we are. Rather, it is largely because computers are much faster at computing than we are. In general, computers graph functions much like most students do when first learning to draw graphs: they plot equally spaced points, then connect the dots using lines. By using lots of points, the connecting lines are short and the graph looks smooth.

This does a fine job of graphing in most cases (in fact, this is the method used for many graphs in this text). However, in regions where the graph is very “curvy,” this can generate noticeable sharp edges on the graph unless a large number of points are used. High quality computer algebra systems, such as *Mathematica* and *Sage*, use special algorithms to plot lots of points only where the graph is “curvy.”

In Figure 3.5.14, two graph of  $y = \sin(x)$  is given, generated by *Sage* and *Mathematica*. The small points represent each of the places where each was sampled the function. Notice how at the “bends” of  $\sin(x)$ , lots of points are used; where  $\sin(x)$  is relatively straight, fewer points are used. (In the *Mathematica* plot, many points are also used at the endpoints to ensure the “end behavior” is accurate.)



**Figure 3.5.14** CAS plots of  $y = \sin(x)$  illustrating the sample points

How does *Sage* know where the graph is “curvy”? Calculus. When we study *curvature* in a later chapter, we will see how the first and second derivatives of a function work together to provide a measurement of “curviness.” *Sage* employs algorithms to determine regions of “high curvature” and plots extra points there.

Again, the goal of this section is not “How to graph a function when there is no computer to help.” Rather, the goal is “Understand that the shape of the graph of a function is largely determined by understanding the behavior of the function at a few key places.” In Example 3.5.8, we were able to accurately sketch a complicated graph using only five points and knowledge of asymptotes!

There are many applications of our understanding of derivatives beyond curve sketching. The next chapter explores some of these applications, demonstrating just a few kinds of problems that can be solved with a basic knowledge of differentiation.



[youtu.be/watch?v=S3j-vuUZPjE](https://youtu.be/watch?v=S3j-vuUZPjE)

**Figure 3.5.11** Sketching the polynomial  $f(x) = x^2(5 - x)^3$



[youtu.be/watch?v=fdnoec\\_9Yw4](https://youtu.be/watch?v=fdnoec_9Yw4)

**Figure 3.5.12** Sketching the graph of the trigonometric function  $f(x) = \sin(2x) - 2\sin(x)$



[youtu.be/watch?v=JR31YX5N3M8](https://youtu.be/watch?v=JR31YX5N3M8)

**Figure 3.5.13** Sketching the graph of  $f(x) = x^{4/3} - 4x^{1/3}$



### 3.5.1 Exercises

#### Terms and Concepts

1. Why is sketching curves by hand beneficial even though technology is ubiquitous?
2. What does “ubiquitous” mean?
3. T/F: When sketching graphs of functions, it is useful to find the critical points. (☐ True ☐ False)
4. T/F: When sketching graphs of functions, it is useful to find the possible points of inflection. (☐ True ☐ False)
5. T/F: When sketching graphs of functions, it is useful to find the horizontal and vertical asymptotes. (☐ True ☐ False)

#### Problems

**Exercise Group.** In the following exercises, practice using [Key Idea 3.5.1](#) by applying the principles to the given functions with familiar graphs.

6. Use [Key Idea 3.5.1](#) to sketch a graph of  $f(x) = 2x + 4$
7. Use [Key Idea 3.5.1](#) to sketch a graph of  $f(x) = -x^2 + 1$
8. Use [Key Idea 3.5.1](#) to sketch a graph of  $f(x) = \sin(x)$
9. Use [Key Idea 3.5.1](#) to sketch a graph of  $f(x) = e^x$
10. Use [Key Idea 3.5.1](#) to sketch a graph of  $f(x) = \frac{1}{x}$
11. Use [Key Idea 3.5.1](#) to sketch a graph of  $f(x) = \frac{1}{x^2}$

**Exercise Group.** In the following exercises, sketch a graph of the given function using [Key Idea 3.5.1](#). Show all work; check your answer with technology.

12. Use [Key Idea 3.5.1](#) to sketch a graph of  $f(x) = x^3 - 2x^2 + 4x + 1$
13. Use [Key Idea 3.5.1](#) to sketch a graph of  $f(x) = -x^3 + 5x^2 - 3x + 2$
14. Use [Key Idea 3.5.1](#) to sketch a graph of  $f(x) = x^3 + 3x^2 + 3x + 1$
15. Use [Key Idea 3.5.1](#) to sketch a graph of  $f(x) = x^3 - x^2 - x + 1$
16. Use [Key Idea 3.5.1](#) to sketch a graph of  $f(x) = (x - 2) \ln(x - 2)$
17. Use [Key Idea 3.5.1](#) to sketch a graph of  $f(x) = (x - 2)^2 \ln(x - 2)$
18. Use [Key Idea 3.5.1](#) to sketch a graph of  $f(x) = \frac{x^2 - 4}{x^2}$
19. Use [Key Idea 3.5.1](#) to sketch a graph of  $f(x) = \frac{x^2 - 4x + 3}{x^2 - 6x + 8}$
20. Use [Key Idea 3.5.1](#) to sketch a graph of  $f(x) = \frac{x^2 - 2x + 1}{x^2 - 6x + 8}$
21. Use [Key Idea 3.5.1](#) to sketch a graph of  $f(x) = x\sqrt{x + 1}$
22. Use [Key Idea 3.5.1](#) to sketch a graph of  $f(x) = x^2 e^x$
23. Use [Key Idea 3.5.1](#) to sketch a graph of  $f(x) = \sin(x) \cos(x)$  on  $[-\pi, \pi]$
24. Use [Key Idea 3.5.1](#) to sketch a graph of  $f(x) = (x - 3)^{2/3} + 2$
25. Use [Key Idea 3.5.1](#) to sketch a graph of  $f(x) = \frac{(x - 1)^{2/3}}{x}$

**Exercise Group.** In the following exercises, a function with the parameters  $a$  and  $b$  are given. Describe the critical points and possible points of inflection of  $f$  in terms of  $a$  and  $b$ .

26.  $f(x) = \frac{a}{x^2 + b^2}$

(a) Find the critical points of  $f$ .

(b) Find the inflection points of  $f$ .

27.  $f(x) = \sin(ax + b)$

(a) Find the critical points of  $f$ .

(b) Find the inflection points of  $f$ .

28.  $f(x) = (x - a)(x - b)$

(a) Find the critical points of  $f$ .

(b) Find the inflection points of  $f$ .

29. Given  $x^2 + y^2 = 1$ , use implicit differentiation to find  $\frac{dy}{dx}$  and  $\frac{d^2y}{dx^2}$ . Use this information to justify the sketch of the unit circle.

## Chapter 4

# Applications of the Derivative

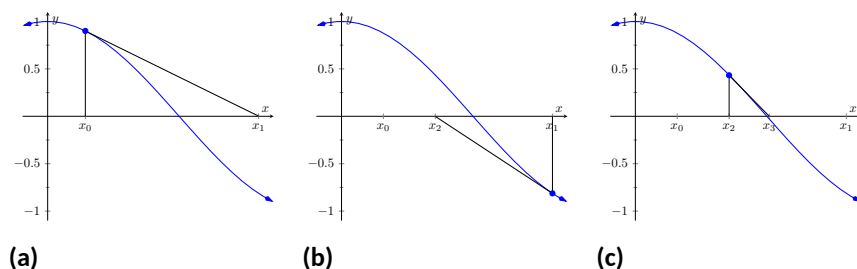
In [Chapter 3](#), we learned how the first and second derivatives of a function influence its graph. In this chapter we explore other applications of the derivative.

### 4.1 Newton's Method

Solving equations is one of the most important things we do in mathematics, yet we are surprisingly limited in what we can solve analytically. For instance, equations as simple as  $x^5 + x + 1 = 0$  or  $\cos(x) = x$  cannot be solved by algebraic methods in terms of familiar functions. Fortunately, there are methods that can give us *approximate* solutions to equations like these. These methods can usually give an approximation correct to as many decimal places as we like. In [Section 1.5](#) we learned about the Bisection Method. This section focuses on another technique (which generally works faster), called Newton's Method.

Newton's Method is built around tangent lines. The main idea is that if  $x$  is sufficiently close to a root of  $f(x)$ , then the tangent line to the graph at  $(x, f(x))$  will cross the  $x$ -axis at a point closer to the root than  $x$ .

We start Newton's Method with an initial guess about roughly where the root is. Call this  $x_0$ . (See [Figure 4.1.1\(a\)](#).) Draw the tangent line to the graph at  $(x_0, f(x_0))$  and see where it meets the  $x$ -axis. Call this point  $x_1$ . Then repeat the process — draw the tangent line to the graph at  $(x_1, f(x_1))$  and see where it meets the  $x$ -axis. (See [Figure 4.1.1\(b\)](#).) Call this point  $x_2$ . Repeat the process again to get  $x_3, x_4$ , etc. This sequence of points will often converge rather quickly to a root of  $f$ .



**Figure 4.1.1** Demonstrating the geometric concept behind Newton's Method

We can use this *geometric* process to create an *algebraic* process. Let's look at how we found  $x_1$ . We started with the tangent line to the graph at  $(x_0, f(x_0))$ . The slope of this tangent line is  $f'(x_0)$  and the equation of the line is

$$y = f'(x_0)(x - x_0) + f(x_0).$$

This line crosses the  $x$ -axis when  $y = 0$ , and the  $x$ -value where it crosses is what we called  $x_1$ . So let  $y = 0$  and replace  $x$  with  $x_1$ , giving the equation:

$$0 = f'(x_0)(x_1 - x_0) + f(x_0).$$

Now solve for  $x_1$ :

$$x_1 = x_0 - \frac{f(x_0)}{f'(x_0)}.$$

Since we repeat the same geometric process to find  $x_2$  from  $x_1$ , we have

$$x_2 = x_1 - \frac{f(x_1)}{f'(x_1)}.$$

In general, given an approximation  $x_n$ , we can find the next approximation,  $x_{n+1}$  as follows:

$$x_{n+1} = x_n - \frac{f(x_n)}{f'(x_n)}.$$

We summarize this process as follows.

#### Key Idea 4.1.2 Newton's Method.

Let  $f$  be a differentiable function on an interval  $I$  with a root in  $I$ . To approximate the value of the root, accurate to  $d$  decimal places:

1. Choose a value  $x_0$  as an initial approximation of the root. (This is often done by looking at a graph of  $f$ .)
2. Create successive approximations iteratively; given an approximation  $x_n$ , compute the next approximation  $x_{n+1}$  as

$$x_{n+1} = x_n - \frac{f(x_n)}{f'(x_n)}.$$

3. Stop the iterations when successive approximations do not differ in the first  $d$  places after the decimal point.

Let's practice Newton's Method with a concrete example.

#### Example 4.1.3 Using Newton's Method.

Approximate the real root of  $x^3 - x^2 - 1 = 0$ , accurate to the first three places after the decimal, using Newton's Method and an initial approximation of  $x_0 = 1$ .

**Solution.** To begin, we compute  $f'(x) = 3x^2 - 2x$ . Then we apply the Newton's Method algorithm, outlined in [Key Idea 4.1.2](#).

**Newton's Method is not Infallible.** The sequence of approximate values may not converge, or it may converge so slowly that one is "tricked" into thinking a certain approximation is better than it actually is. These issues will be discussed at the end of the section.

$$\begin{aligned}
 x_1 &= 1 - \frac{f(1)}{f'(1)} & x_3 &= 1.625 - \frac{f(1.625)}{f'(1.625)} \\
 &= 1 - \frac{1^3 - 1^2 - 1}{3 \cdot 1^2 - 2 \cdot 1} & &= 1.625 - \frac{1.625^3 - 1.625^2 - 1}{3 \cdot 1.625^2 - 2 \cdot 1.625} \\
 &= 2 & &\approx 1.48579 \\
 \\ 
 x_2 &= 2 - \frac{f(2)}{f'(2)} & x_4 &= 1.48579 - \frac{f(1.48579)}{f'(1.48579)} \\
 &= 2 - \frac{2^3 - 2^2 - 1}{3 \cdot 2^2 - 2 \cdot 2} & &\approx 1.46596 \\
 &= 1.625 & x_5 &= 1.46596 - \frac{f(1.46596)}{f'(1.46596)} \\
 & & &\approx 1.46557
 \end{aligned}$$

We performed five iterations of Newton's Method to find a root accurate to the first three places after the decimal; our final approximation is 1.465. The exact value of the root, to six decimal places, is 1.465571; it turns out that our  $x_5$  is accurate to more than just three decimal places. A graph of  $f(x)$  is given in Figure 4.1.4. We can see from the graph that our initial approximation of  $x_0 = 1$  was not particularly accurate; a closer guess would have been  $x_0 = 1.5$ . Our choice was based on ease of initial calculation, and shows that Newton's Method can be robust enough that we do not have to make a very accurate initial approximation.

We can automate this process on a calculator that has an ANS key that returns the result of the previous calculation. Start by pressing 1 and then Enter. (We have just entered our initial guess,  $x_0 = 1$ .) Now compute

$$\text{ANS} - \frac{f(\text{ANS})}{f'(\text{ANS})}$$

by entering the following and repeatedly press the Enter key.

$$\text{ANS} - (\text{ANS}^3 - \text{ANS}^2 - 1) / (3 * \text{ANS}^2 - 2 * \text{ANS})$$

Each time we press the Enter key, we are finding the successive approximations,  $x_1, x_2, \dots$ , and each one is getting closer to the root. In fact, once we get past around  $x_7$  or so, the approximations don't appear to be changing. They actually are changing, but the change is far enough to the right of the decimal point that it doesn't show up on the calculator's display. When this happens, we can be pretty confident that we have found an accurate approximation.

Using a calculator in this manner makes the calculations simple; many iterations can be computed very quickly.

#### Example 4.1.5 Using Newton's Method to find where functions intersect.

Use Newton's Method to approximate a solution to  $\cos(x) = x$ , accurate to five places after the decimal.

**Solution.** Newton's Method provides a method of solving  $f(x) = 0$ ; it is not (directly) a method for solving equations like  $f(x) = g(x)$ . However, this is not a problem; we can rewrite the latter equation as  $f(x) - g(x) = 0$  and then use Newton's Method.

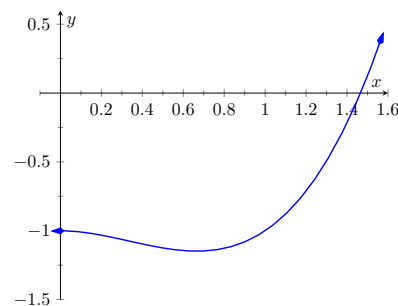


Figure 4.1.4 A graph of  $f(x) = x^3 - x^2 - 1$  in Example 4.1.3

So we rewrite  $\cos(x) = x$  as  $\cos(x) - x = 0$ . Written this way, we are finding a root of  $f(x) = \cos(x) - x$ . We compute  $f'(x) = -\sin(x) - 1$ . Next we need a starting value,  $x_0$ . Consider Figure 4.1.6, where  $f(x) = \cos(x) - x$  is graphed. It seems that  $x_0 = 0.75$  is pretty close to the root, so we will use that as our  $x_0$ . (The figure also shows the graphs of  $y = \cos(x)$  and  $y = x$ . Note how they intersect at the same  $x$  value as when  $f(x) = 0$ .)

We now compute  $x_1, x_2$ , etc. The formula for  $x_1$  is

$$x_1 = 0.75 - \frac{\cos(0.75) - 0.75}{-\sin(0.75) - 1} \\ \approx 0.7391111388.$$

Apply Newton's Method again to find  $x_2$ :

$$x_2 = 0.7391111388 - \frac{\cos(0.7391111388) - 0.7391111388}{-\sin(0.7391111388) - 1} \\ \approx 0.7390851334.$$

We can continue this way, but it is really best to automate this process. On a calculator with an ANS key, we would start by entering 0.75, then Enter, inputting our initial approximation. We then enter:

$$\text{ANS} - (\cos(\text{ANS}) - \text{ANS}) / (-\sin(\text{ANS}) - 1)$$

Repeatedly pressing the Enter key gives successive approximations. We quickly find:

$$x_3 = 0.7390851332$$

$$x_4 = 0.7390851332.$$

Our approximations  $x_2$  and  $x_3$  did not differ for at least the first five places after the decimal, so we could have stopped. However, using our calculator in the manner described is easy, so finding  $x_4$  was not hard. It is interesting to see how we found an approximation, accurate to as many decimal places as our calculator displays, in just four iterations.

If you know how to program, you can translate the following pseudocode into your favorite language to perform the computation in this problem.

```
x = 0.75
while true
    oldx = x
    x = x - (cos(x)-x)/(-sin(x)-1)
    print x
    if abs(x-oldx) < 0.000000001
        break
```

This code calculates  $x_1, x_2$ , etc., storing each result in the variable  $x$ . The previous approximation is stored in the variable  $oldx$ . We continue looping until the difference between two successive approximations,  $\text{abs}(x - oldx)$ , is less than some small tolerance, in this case, 0.000000001.

**Convergence of Newton's Method.** What should one use for the initial guess,  $x_0$ ? Generally, the closer to the actual root the initial guess is, the better. How-

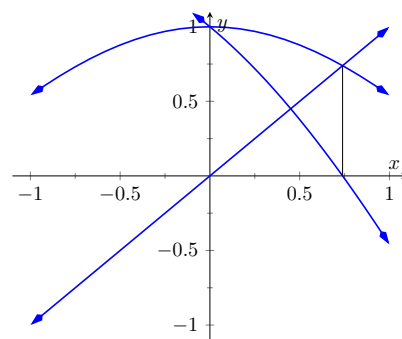


Figure 4.1.6 A graph of  $f(x) = \cos(x) - x$  used to find an initial approximation of its root

ever, some initial guesses should be avoided. For instance, consider [Example 4.1.3](#) where we sought the root to  $f(x) = x^3 - x^2 - 1$ . Choosing  $x_0 = 0$  would have been a particularly poor choice. Consider [Figure 4.1.7](#), where  $f(x)$  is graphed along with its tangent line at  $x = 0$ . Since  $f'(0) = 0$ , the tangent line is horizontal and does not intersect the  $x$ -axis. Graphically, we see that Newton's Method fails.

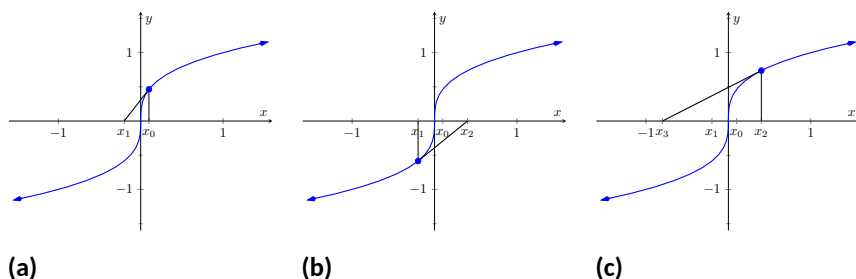
We can also see analytically that it fails. Since

$$x_1 = 0 - \frac{f(0)}{f'(0)}$$

and  $f'(0) = 0$ , we see that  $x_1$  is not well defined.

This problem can also occur if, for instance, it turns out that  $f'(x_5) = 0$ . Adjusting the initial approximation  $x_0$  by a very small amount will likely fix the problem.

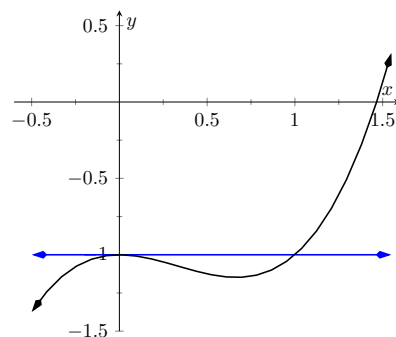
It is also possible for Newton's Method to not converge while each successive approximation is well defined. Consider  $f(x) = x^{1/3}$ , as shown in [Figure 4.1.8](#). It is clear that the root is  $x = 0$ , but let's approximate this with  $x_0 = 0.1$ . [Figure 4.1.8\(a\)](#) shows graphically the calculation of  $x_1$ ; notice how it is farther from the root than  $x_0$ . [Figure 4.1.8\(b\)](#) and [Figure 4.1.8\(c\)](#) show the calculation of  $x_2$  and  $x_3$ , which are even farther away; our successive approximations are getting worse. (It turns out that in this particular example, each successive approximation is twice as far from the true answer as the previous approximation.)



**Figure 4.1.8** Newton's Method fails to find a root of  $f(x) = x^{1/3}$ , regardless of the choice of  $x_0$ .

There is no “fix” to this problem; Newton's Method simply will not work and another method must be used. (In this case the particular reason Newton's Method fails is that the tangent line is vertical at the root).

While Newton's Method does not always work, it does work “most of the time,” and it is generally very fast. Once the approximations get close to the root, Newton's Method can as much as double the number of correct decimal places with each successive approximation. A course in Numerical Analysis will introduce the reader to more iterative root finding methods, as well as give greater detail about the strengths and weaknesses of Newton's Method.



**Figure 4.1.7** A graph of  $f(x) = x^3 - x^2 - 1$ , showing why an initial approximation of  $x_0 = 0$  with Newton's Method fails

### 4.1.1 Exercises

#### Terms and Concepts

1. (☐ True ☐ False) Given a function  $f(x)$ , Newton's Method produces an exact solution to  $f(x) = 0$ .
2. (☐ True ☐ False) In order to get a solution to  $f(x) = 0$  accurate to  $d$  places after the decimal, at least  $d + 1$  iterations of Newton's Method must be used.

#### Problems

**Exercise Group.** The roots of the function  $f(x)$  are known or are easily found. Use five iterations of Newton's Method with the given initial approximation to approximate the root. Compare it to the known value of the root.

- |                                  |  |
|----------------------------------|--|
| 3. $f(x) = \cos(x), x_0 = 1.5$   | 4. $f(x) = \sin(x), x_0 = 1$           |
| 5. $f(x) = x^2 + x - 2, x_0 = 0$ | 6. $f(x) = x^2 - 2, x_0 = 1.5$         |
| 7. $f(x) = \ln(x), x_0 = 2$      | 8. $f(x) = x^3 - x^2 + x - 1, x_0 = 2$ |

**Exercise Group.** Use Newton's Method to approximate all roots of the given function accurate to three places after the decimal. If an interval is given, find only the roots that lie within that interval. Use technology to obtain good initial approximations.

9.  $f(x) = x^3 + 5x^2 - x - 1$
10.  $f(x) = x^4 + 2x^3 - 7x^2 - x + 5$
11.  $f(x) = x^{17} - 2x^{13} - 10x^8 + 10$  on  $(-2, 2)$
12.  $f(x) = x^2 \cos(x) + (x - 1) \sin(x)$  on  $(-3, 3)$

**Exercise Group.** Use Newton's Method to approximate when the given functions are equal, accurate to 3 places after the decimal. Use technology to obtain good initial approximations.

13.  $f(x) = x^2, g(x) = \cos(x)$
14.  $f(x) = x^2 - 1, g(x) = \sin(x)$
15.  $f(x) = e^{x^2}, g(x) = \cos(x)$
16.  $f(x) = x, g(x) = \tan(x)$  on  $[-6, 6]$
17. Why does Newton's Method fail in finding a root of  $f(x) = x^3 - 3x^2 + x + 3$  when  $x_0 = 1$ ?
18. Why does Newton's Method fail in finding a root of  $f(x) = -17x^4 + 130x^3 - 301x^2 + 156x + 156$  when  $x_0 = 1$ ?



## 4.2 Related Rates

When two quantities are related by an equation, knowing the value of one quantity can determine the value of the other. For instance, the circumference and radius of a circle are related by  $C = 2\pi r$ ; knowing that  $C$  is  $6\pi$  in determines the radius must be 3 in.

But what if both variables are changing with time? If we know how two variables are related and we know how one of them changes with time, can we find how the other variable changes with time?

The topic of **related rates** allows us to answer this question: knowing the *rate* at which one quantity is changing can determine the *rate* at which another changes.

**Remark 4.2.2** This section relies heavily on implicit differentiation, so referring back to [Section 2.6](#) may help.

We demonstrate the concepts of related rates through examples.

### Example 4.2.3 Understanding related rates.

The radius of a circle is growing at a rate of  $5 \frac{\text{in}}{\text{h}}$ . At what rate is the circumference growing?

**Solution (a).** The circumference and radius of a circle are related by  $C = 2\pi r$ . We are given information about how the length of  $r$  changes with respect to time; that is, we are told  $\frac{dr}{dt}$  is  $5 \frac{\text{in}}{\text{h}}$ . We want to know how the length of  $C$  changes with respect to time, i.e., we want to know  $\frac{dC}{dt}$ .  
Implicitly differentiate both sides of  $C = 2\pi r$  with respect to  $t$ :

$$\begin{aligned} C &= 2\pi r \\ \frac{d}{dt}(C) &= \frac{d}{dt}(2\pi r) \\ \frac{dC}{dt} &= 2\pi \frac{dr}{dt}. \end{aligned}$$

As we know  $\frac{dr}{dt}$  is  $5 \frac{\text{in}}{\text{h}}$ , we know

$$\frac{dC}{dt} = 2\pi 5 = 10\pi \approx 31.4 \text{ in/hr}.$$

This problem was relatively straightforward, owing to the linear relationship between radius and circumference. The video in [Figure 4.2.4](#) explores what would happen if we had instead been asked for the rate at which the area is changing.

In related rates problems, we will be presented with an application problem that involves two or more variables and one or more rate. It is the job of the reader to construct the appropriate model that can be used to answer the posed question. [Key Idea 4.2.5](#) outlines the basic steps for solving a related rates problem.

### Key Idea 4.2.5 Related Rates.

1. Read the problem carefully and identify the quantities that are changing with time. (There may be many quantities that change with time, try to identify which variables are important to your goal and only focus on these quantities.)



[youtu.be/watch?v=TKqYEDaAidQ](https://youtu.be/watch?v=TKqYEDaAidQ)

**Figure 4.2.1** Video introduction to [Section 4.2](#)

### Video solution



[youtu.be/watch?v=Qg3GStrQ8pY](https://youtu.be/watch?v=Qg3GStrQ8pY)



[youtu.be/watch?v=RDPxSmxqUBs](https://youtu.be/watch?v=RDPxSmxqUBs)

**Figure 4.2.4** Trying to find the rate at which area is changing for the circle in [Example 4.2.3](#)

2. Draw a diagram (if applicable) and assign mathematical variables to each quantity that is changing with time. (If you are given a particular value of a quantity that is also changing with time, do not include these values on your diagram. We will call these “instantaneous values” of the variable.)
3. Relate the important variables using a mathematical model. (Typical models are known formulas for area, perimeter, the Pythagorean Theorem or Trigonometric Ratios.) It may be necessary to use more than one technique (such as similar triangles) to reduce your model down to one that only involves the variables of interest.
4. Implicitly differentiate both sides of the equation found in [Step 3](#) with respect to  $t$ .
5. Substitute in the known values of rates and known instantaneous values of the variables.
6. Solve for the unknown rate.
7. Write a full sentence conclusion.

Consider another, similar example.

#### Example 4.2.6 Finding related rates.

Water streams out of a faucet at a rate of  $2 \frac{\text{in}^3}{\text{s}}$  onto a flat surface at a constant rate, forming a circular puddle that is  $1/8$  in deep.

1. At what rate is the area of the puddle growing?
2. At what rate is the radius of the circle growing?

#### Solution.

1. We can answer this question two ways: using “common sense” or related rates. The common sense method states that the volume of the puddle is growing by  $2 \frac{\text{in}^3}{\text{s}}$ , where

$$\text{volume of puddle} = \text{area of circle} \times \text{depth}.$$

Since the depth is constant at  $1/8$  in, the area must be growing by  $16 \frac{\text{in}^2}{\text{s}}$  since  $16 \cdot \frac{1}{8} = 2$ . This approach reveals the underlying related rates principle.

Now let’s solve the problem using [Key Idea 4.2.5](#). Based on the problem description, the quantities that change with time are the volume of water (the volume of the puddle), the area of the circular puddle and the radius of the circle. We don’t need a diagram for this problem. The important variables for this part of the problem are the volume and area.

Let  $V$  and  $A$  represent the Volume and Area of the puddle. We know  $V = A \times \frac{1}{8}$ . Take the derivative of both sides with respect to  $t$ , employing implicit differentiation.

$$V = \frac{1}{8} A$$

$$\begin{aligned}\frac{d}{dt}(V) &= \frac{d}{dt}\left(\frac{1}{8}A\right) \\ \frac{dV}{dt} &= \frac{1}{8} \frac{dA}{dt}\end{aligned}$$

We know the change in volume,  $\frac{dV}{dt} = 2$ , so we substitute this value into our related rates equation:  $2 = \frac{1}{8} \frac{dA}{dt}$ , and hence  $\frac{dA}{dt} = 16$ . Thus the area is growing by  $16 \frac{\text{in}^2}{\text{s}}$ .

2. We already identified the quantities that are changing in [Part 1](#). The variables of interest in this problem are the radius and the volume. We need an equation that relates the volume of the circle to the radius. Since the puddle is a right circular cylinder, we will use a known volume formula,  $V = \pi r^2 h$  where  $V$  is the volume of the puddle (in  $\text{in}^3$ ),  $r$  is the radius (in inches) and  $h$  is the height (i.e. depth) of the puddle in inches. (Notice that this formula is equivalent to  $V = \text{area} \times \text{depth}$ .) We know that the height (depth) is a constant  $1/8$  inch. Since this quantity does not change in the problem, we can safely substitute this value now.

Implicitly derive both sides of  $V = \pi r^2 \frac{1}{8}$  with respect to  $t$ :

$$\begin{aligned}V &= \frac{1}{8}\pi r^2 \\ \frac{d}{dt}(V) &= \frac{d}{dt}\left(\frac{1}{8}\pi r^2\right) \\ \frac{dV}{dt} &= \frac{1}{8}2\pi r \frac{dr}{dt} \\ \frac{dV}{dt} &= \frac{1}{4}\pi r \frac{dr}{dt}\end{aligned}$$

We know that  $\frac{dV}{dt}$  is  $2 \frac{\text{in}^3}{\text{s}}$ . So we have:

$$2 = \frac{1}{4}\pi r \frac{dr}{dt}$$

Solving for  $\frac{dr}{dt}$ , we have

$$\frac{dr}{dt} = \frac{8}{\pi r}.$$

Note how our answer is not a number, but rather a function of  $r$ . In other words, *the rate at which the radius is growing depends on how big the circle already is*. If the circle is very large, adding  $2 \frac{\text{in}^3}{\text{s}}$  of water will not make the circle much bigger at all. If the circle is dime-sized, adding the same amount of water will make a radical change in the radius of the circle.

In some ways, our problem was (intentionally) ill-posed. We need to specify a current (instantaneous) value of the radius in order to know a rate of change. When the puddle has a radius of 10 in, the radius is growing at a rate of

$$\frac{dr}{dt} = \frac{8}{10\pi} = \frac{4}{5\pi} \approx 0.25 \text{ in/s}.$$

Video solution



[youtu.be/watch?v=8ctKxMoFWkU](https://youtu.be/watch?v=8ctKxMoFWkU)

**Example 4.2.7 Studying related rates.**

Radar guns measure the rate of distance change between the gun and the object it is measuring. For instance, a reading of “55 mph” means the object is moving away from the gun at a rate of 55 miles per hour, whereas a measurement of “−25 mph” would mean that the object is approaching the gun at a rate of 25 miles per hour.

If the radar gun is moving (say, attached to a police car) then radar readouts are only immediately understandable if the gun and the object are moving along the same line. If a police officer is traveling 60 mph and gets a readout of 15 mph, he knows that the car ahead of him is moving away at a rate of 15 miles an hour, meaning the car is traveling 75 mph. (This straight-line principle is one reason officers park on the side of the highway and try to shoot straight back down the road. It gives the most accurate reading.)

Suppose an officer is driving due north at 30 mph and sees a car moving due east, as shown in [Figure 4.2.8](#). Using his radar gun, he measures a reading of 20 mph. By using landmarks, he believes both he and the other car are about  $1/2$  mile from the intersection of their two roads.

If the speed limit on the other road is 55 mph, is the other driver speeding?

**Solution.** The important quantities that are changing are: the distance of the officer to the intersection, the distance of the car to the intersection, and the distance of the officer to the car. (There are other quantities that are changing as well such as the angles and area of the triangle, but these are not important to this problem.)

Using the diagram in [Figure 4.2.8](#), let's label what we know about the situation. As both the police officer and other driver are  $1/2$  mile from the intersection, we have  $A = 1/2$ ,  $B = 1/2$ , and through the Pythagorean Theorem,  $C = 1/\sqrt{2} \approx 0.707$ . These values are “instantaneous” values for our variables, so we won't use them until the *end* of the problem. Instead, we will use the variables  $A$ ,  $B$ , and  $C$ .

We need an equation that relates  $A$ ,  $B$ , and  $C$ . The Pythagorean Theorem is a good choice:  $A^2 + B^2 = C^2$ . Differentiate both sides with respect to  $t$ :

$$\begin{aligned} A^2 + B^2 &= C^2 \\ \frac{d}{dt}(A^2 + B^2) &= \frac{d}{dt}(C^2) \\ 2A \frac{dA}{dt} + 2B \frac{dB}{dt} &= 2C \frac{dC}{dt} \end{aligned}$$

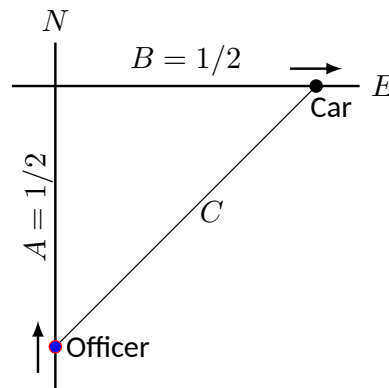
We know the police officer is traveling at 30 mph; that is,  $\frac{dA}{dt} = -30$ . The reason this rate of change is negative is that  $A$  is getting smaller; the distance between the officer and the intersection is shrinking. The radar measurement is  $\frac{dC}{dt} = 20$ . We want to find  $\frac{dB}{dt}$ .

We have values for everything except  $\frac{dB}{dt}$ . Solving for this we have:

$$\frac{dB}{dt} = \frac{C \frac{dC}{dt} - A \frac{dA}{dt}}{B}.$$

Now we substitute in our known rates and instantaneous values of our variables:

$$\frac{dB}{dt} \approx \frac{0.707(20) - 0.5(-30)}{(0.5)}$$



**Figure 4.2.8** A sketch of a police car (at bottom) attempting to measure the speed of a car (at right) in [Example 4.2.7](#)

$$= 58.28 \text{ mph}.$$

The other driver appears to be speeding slightly.

#### Example 4.2.9 Studying related rates.

A camera is placed on a tripod 10 ft from the side of a road. The camera is to turn to track a car that is to drive by at 100 mph for a promotional video. The video's planners want to know what kind of motor the tripod should be equipped with in order to properly track the car as it passes by. Figure 4.2.10 shows the proposed setup.

How fast must the camera be able to turn to track the car?

**Solution.** The quantities that changing are  $x$  and  $\theta$  as drawn on Figure 4.2.10. (The hypotenuse of the triangle is also changing, but this isn't important to the problem). We seek information about how fast the camera is to turn; therefore, we need an equation that will relate an angle  $\theta$  to the position of the camera and the speed and position of the car.

Figure 4.2.10 suggests we use a trigonometric equation. Letting  $x$  represent the distance the car is from the point on the road directly in front of the camera, we have

$$\tan(\theta) = \frac{x}{10}. \quad (4.2.1)$$

Now take the derivative of both sides of Equation (4.2.1) using implicit differentiation:

$$\begin{aligned} \tan(\theta) &= \frac{x}{10} \\ \frac{d}{dt}(\tan(\theta)) &= \frac{d}{dt}\left(\frac{x}{10}\right) \\ \sec^2(\theta) \frac{d\theta}{dt} &= \frac{1}{10} \frac{dx}{dt} \end{aligned}$$

Now we solve for  $\frac{d\theta}{dt}$ :

$$\frac{d\theta}{dt} = \frac{\cos^2(\theta)}{10} \frac{dx}{dt} \quad (4.2.2)$$

As the car is moving at 100 mph, we have that  $\frac{dx}{dt}$  is  $-100$  mph (as in the last example, since  $x$  is getting smaller as the car travels,  $\frac{dx}{dt}$  is negative). We need to convert the measurements so they use the same units (we chose ft); rewrite  $-100$  mph in terms of  $\frac{\text{ft}}{\text{s}}$ :

$$\begin{aligned} \frac{dx}{dt} &= -100 \frac{\text{mi}}{\text{hr}} \\ &= -100 \frac{\text{mi}}{\text{hr}} \cdot 5280 \frac{\text{ft}}{\text{mi}} \cdot \frac{1}{3600} \frac{\text{hr}}{\text{s}} \\ &= -146.\bar{6} \text{ ft/s}. \end{aligned}$$

We want to know the fastest the camera has to turn. Common sense tells us this is when the car is directly in front of the camera (i.e., when  $\theta = 0$ ). Our mathematics bears this out. In Equation (4.2.2) we see this is when  $\cos^2(\theta)$  is largest; this is when  $\cos(\theta) = 1$ , or when  $\theta = 0$ . We also know that we should get an answer that is in  $\frac{\text{rad}}{\text{s}}$ . Since  $\cos(\theta)$  is a “dimensionless” measure, it won't contribute to the units. However,

**Practicality.** Example 4.2.7 is both interesting and impractical. It highlights the difficulty in using radar in a nonlinear fashion, and explains why “in real life” the police officer would follow the other driver to determine their speed, and not pull out pencil and paper.

The principles here are important, though. Many automated vehicles make judgments about other moving objects based on perceived distances, radar-like measurements and the concepts of related rates.

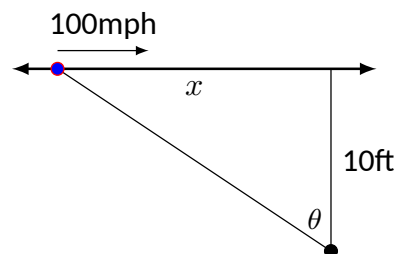


Figure 4.2.10 Tracking a speeding car (at left) with a rotating camera

radians are also dimensionless. This means we can write (or erase) the word “radian” without any unit consequences. (The same is not true of degrees — always convert degrees to radians).

With  $\frac{dx}{dt}$  approximately  $-146.7 \frac{\text{ft}}{\text{s}}$ , we have

$$\begin{aligned}\frac{d\theta}{dt} &\approx -\frac{1}{10 \text{ ft}} 146.67 \text{ ft/s} \\ &= -14.667 \text{ radians/s}\end{aligned}$$

We find that  $\frac{d\theta}{dt}$  is negative; this matches our diagram in Figure 4.2.10 for  $\theta$  is getting smaller as the car approaches the camera.

What is the practical meaning of  $-14.667 \frac{\text{rad}}{\text{s}}$ ? Recall that 1 circular revolution goes through  $2\pi$  radians, thus  $14.667 \frac{\text{rad}}{\text{s}}$  means  $14.667/(2\pi) \approx 2.33$  revolutions per second. The negative sign indicates the camera is rotating in a clockwise fashion.

We introduced the derivative as a function that gives the slopes of tangent lines of functions. This chapter emphasizes using the derivative in other ways. Newton’s Method uses the derivative to approximate roots of functions; this section stresses the “rate of change” aspect of the derivative to find a relationship between the rates of change of two related quantities.

In the next section we use Extreme Value concepts to *optimize* quantities.

Video solution



[youtu.be/watch?v=B85LIGHgVQo](https://youtu.be/watch?v=B85LIGHgVQo)

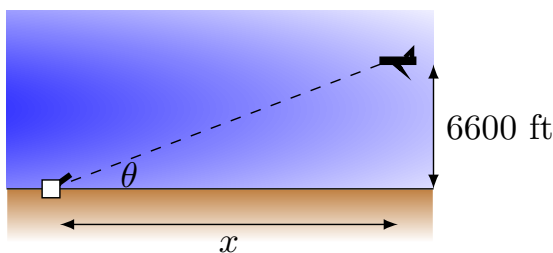
## 4.2.1 Exercises

## Terms and Concepts

1. ☐ True ☐ False Implicit differentiation is often used when solving “related rates” type problems.
2. ☐ True ☐ False A study of related rates is part of the standard police officer training.

## Problems

3. Water flows onto a flat surface at a rate of  $4 \frac{\text{cm}^3}{\text{s}}$  forming a circular puddle 8 mm deep. How fast is the radius growing when the radius is:
  - (a) 2 cm
  - (b) 20 cm
  - (c) 200 cm
4. A spherical balloon is inflated with air flowing at a rate of  $5 \frac{\text{cm}^3}{\text{s}}$ . How fast is the radius of the balloon increasing when the radius is:
  - (a) 1 cm
  - (b) 10 cm
  - (c) 100 cm
5. Consider the traffic situation introduced in Example 4.2.7. How fast is the “other car” traveling if the officer and the other car are each  $\frac{3}{4}$  mile from the intersection, the other car is traveling *due west*, the officer is traveling north at 55 mph, and the radar reading is  $-75$  mph?
6. Consider the traffic situation introduced in Example 4.2.7. Calculate how fast the “other car” is traveling in each of the following situations.
  - (a) The officer is traveling due north at 50 mph and is  $\frac{3}{4}$  mile from the intersection, while the other car is 1 mile from the intersection traveling west and the radar reading is  $-85$  mph?
  - (b) The officer is traveling due north at 50 mph and is 1 mile from the intersection, while the other car is  $\frac{3}{4}$  mile from the intersection traveling west and the radar reading is  $-85$  mph?
7. An F-22 aircraft is flying at 530 mph with an elevation of 6600 ft on a straight-line path that will take it directly over an anti-aircraft gun.



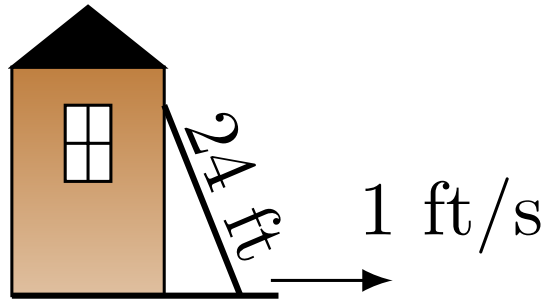
How fast (in radians per second) must the gun be able to turn to accurately track the aircraft when the plane is:

- (a) 1 mile away?
- (b)  $1/5$  mile away?
- (c) Directly overhead?

8. An F-22 aircraft is flying at 500 mi/h with an elevation of 100 ft on a straight-line path that will take it directly over an anti-aircraft gun as in Exercise 4.2.7 (note the lower elevation here).  
How fast must the gun be able to turn to accurately track the aircraft when the plane is:

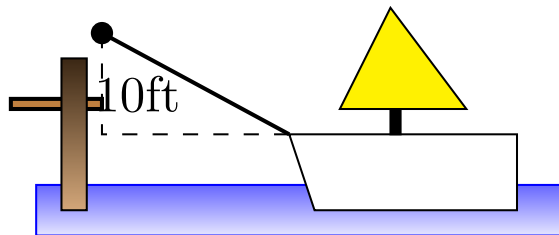
- (a) 1800 ft away?
- (b) 350 ft away?
- (c) Directly overhead?

9. A 24 ft ladder is leaning against a house while the base is pulled away at a constant rate of 1 ft/s.



At what rate is the top of the ladder sliding down the side of the house when the base is:

- (a) 1 foot from the house?
  - (b) 10 feet from the house?
  - (c) 23 feet from the house?
  - (d) 24 feet from the house?
10. A boat is being pulled into a dock at a constant rate of 30 ft/min by a winch located 10 ft above the deck of the boat.

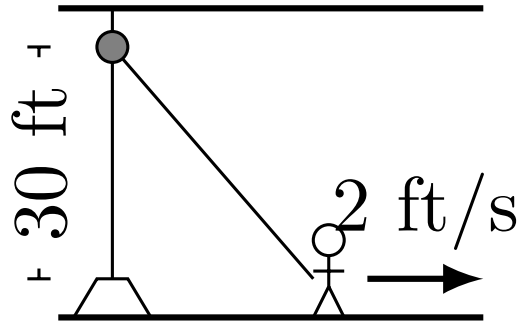


At what rate is the boat approaching the dock when the boat is:

- (a) 50 feet out?
  - (b) 15 feet out?
  - (c) 1 foot from the dock?
  - (d) What happens when the length of rope pulling in the boat is less than 10 feet long?
11. An inverted cylindrical cone, 28 ft deep and 25 ft across at the top, is being filled with water at a rate of  $12 \frac{\text{ft}^3}{\text{s}}$ . At what rate is the water rising in the tank when the depth of the water is:
- (a) 1 foot?
  - (b) 10 feet?
  - (c) 22 feet?
  - (d) How long will the tank take to fill when starting at empty?



12. A rope, attached to a weight, goes up through a pulley at the ceiling and back down to a worker. The man holds the rope at the same height as the connection point between rope and weight.



Suppose the man stands directly next to the weight (i.e., a total rope length of 60 feet) and begins to walk away at a rate of 2 ft/s. How fast is the weight rising when the man has walked:

- (a) 10 feet?
  - (b) 40 feet?
  - (c) How far must the man walk to raise the weight all the way to the pulley?
13. Consider the situation described in Exercise 4.2.12. Suppose the man starts 40 ft from the weight and begins to walk away at a rate of  $2 \frac{\text{ft}}{\text{s}}$ .
- (a) How long is the rope?
  - (b) How fast is the weight rising after the man has walked 10 feet?
  - (c) How fast is the weight rising after the man has walked 30 feet?
  - (d) How far must the man walk to raise the weight all the way to the pulley?
14. A hot air balloon lifts off from ground rising vertically. From 90 feet away, a 6 ft tall woman tracks the path of the balloon. When her sightline with the balloon makes a  $45^\circ$  angle with the horizontal, she notes the angle is increasing at about  $3^\circ$  per minute.
- (a) What is the elevation of the balloon?
  - (b) How fast is it rising?
15. A company that produces landscaping materials is dumping sand into a conical pile. The sand is being poured at a rate of  $5 \frac{\text{ft}^3}{\text{s}}$ . The physical properties of the sand, in conjunction with gravity, ensure that the cone's height is roughly  $\frac{4}{7}$  the length of the diameter of the circular base.
- How fast is the cone rising when it has a height of 30 feet?

### 4.3 Optimization

In [Section 3.1](#) we learned about extreme values — the largest and smallest values a function attains on an interval. We motivated our interest in such values by discussing how it made sense to want to know the highest/lowest values of a stock, or the fastest/slowest an object was moving. In this section we apply the concepts of extreme values to solve “word problems,” i.e., problems stated in terms of situations that require us to create the appropriate mathematical framework in which to solve the problem.

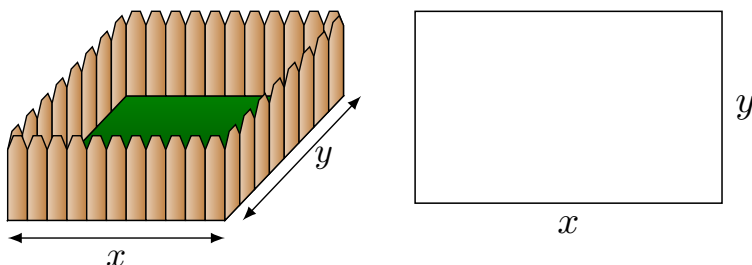
We start with a classic example which is followed by a discussion of the topic of optimization.

#### Example 4.3.2 Optimization: perimeter and area.

A man has 100 feet of fencing, a large yard, and a small dog. He wants to create a rectangular enclosure for his dog with the fencing that provides the maximal area. What dimensions provide the maximal area?

**Solution.** One can likely guess the correct answer — that is great. We will proceed to show how calculus can provide this answer in a context that proves this answer is correct.

It helps to make a sketch of the situation. Our enclosure is sketched twice in [Figure 4.3.3](#), either with treetop grass and nice fence boards or as a simple rectangle. Either way, drawing a rectangle forces us to realize that we need to know the dimensions of this rectangle so we can create an area function — after all, we are trying to maximize the area.



**Figure 4.3.3** A sketch of the enclosure in [Example 4.3.2](#).

We let  $x$  and  $y$  denote the lengths of the sides of the rectangle. Clearly,

$$\text{Area} = xy.$$

We do not yet know how to handle functions with two variables; we need to reduce this down to a single variable. We know more about the situation: the man has 100 feet of fencing. By knowing the perimeter of the rectangle must be 100, we can create another equation:

$$\text{Perimeter} = 100 = 2x + 2y.$$

We now have two equations and two unknowns. In the latter equation, we solve for  $y$ :

$$y = 50 - x.$$

Now substitute this expression for  $y$  in the area equation:

$$\text{Area} = A(x) = x(50 - x).$$

Note we now have an equation of one variable; we can truly call the Area a function of  $x$ .



[youtu.be/watch?v=nLf3Ccgbll](https://youtu.be/watch?v=nLf3Ccgbll)

**Figure 4.3.1** A simple optimization problem

This function only makes sense when  $0 \leq x \leq 50$ , otherwise we get negative values of area. So we find the extreme values of  $A(x)$  on the interval  $[0, 50]$  using [Key Idea 3.1.18](#).

To find the critical points, we take the derivative of  $A(x)$  and set it equal to 0, then solve for  $x$ .

$$\begin{aligned} A(x) &= x(50 - x) \\ &= 50x - x^2 \\ A'(x) &= 50 - 2x \end{aligned}$$

We solve  $50 - 2x = 0$  to find  $x = 25$ ; this is the only critical point. We evaluate  $A(x)$  at the endpoints of our interval and at this critical point to find the extreme values; in this case, all we care about is the maximum. Clearly  $A(0) = 0$  and  $A(50) = 0$ , whereas  $A(25) = 625\text{ft}^2$ . This is the maximum. Since we earlier found  $y = 50 - x$ , we find that  $y$  is also 25. Thus the dimensions of the rectangular enclosure with perimeter of 100 ft. with maximum area is a square, with sides of length 25 ft.

This example is very simplistic and a bit contrived. (After all, most people create a design then buy fencing to meet their needs, and not buy fencing and plan later.) But it models well the necessary process: create equations that describe a situation, reduce an equation to a single variable, then find the needed extreme value.

“In real life,” problems are much more complex. The equations are often not reducible to a single variable (hence multi-variable calculus is needed) and the equations themselves may be difficult to form. Understanding the principles here will provide a good foundation for the mathematics you will likely encounter later.

We outline here the basic process of solving these optimization problems.

#### Key Idea 4.3.4 Solving Optimization Problems.

1. Understand the problem. Clearly identify what quantity is to be maximized or minimized. Make a sketch if helpful.
2. Create equations relevant to the context of the problem, using the information given. (One of these should describe the quantity to be optimized. We'll call this the *fundamental equation*.)
3. If the fundamental equation defines the quantity to be optimized as a function of more than one variable, reduce it to a single variable function using substitutions derived from the other equations (we'll call these **constraint** equations).
4. Identify the domain of this function, keeping in mind the context of the problem.
5. Find the extreme values of this function on the determined domain.
6. Identify the values of all relevant quantities of the problem.

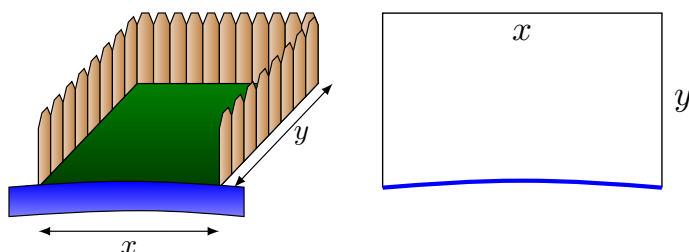
We will use [Key Idea 4.3.4](#) in a variety of examples.

**Example 4.3.5 Optimization: perimeter and area.**

Here is another classic calculus problem: A woman has a 100 feet of fencing, a small dog, and a large yard that contains a stream (that is mostly straight). She wants to create a rectangular enclosure with maximal area that uses the stream as one side. (Apparently her dog won't swim away.) What dimensions provide the maximal area?

**Solution.** We will follow the steps outlined by [Key Idea 4.3.4](#).

1. We are maximizing *area*. A sketch of the region will help; [Figure 4.3.6](#) gives two sketches of the proposed enclosed area. A key feature of the sketches is to acknowledge that one side is not fenced.



**Figure 4.3.6** A sketch of the enclosure in [Example 4.3.5](#)

2. We want to maximize the area; as in the example before,

$$\text{Area} = xy.$$

This is our fundamental equation. This defines area as a function of two variables, so we need another equation to reduce it to one variable.

We again appeal to the perimeter; here the perimeter is

$$\text{Perimeter} = 100 = x + 2y.$$

The perimeter is our constraint equation. Note how this is a different equation for perimeter than in [Example 4.3.2](#), since one of the sides does not need to be fenced.

3. We now reduce the fundamental equation to a single variable using our constraint equation. In the perimeter equation, solve for  $y$ :  $y = 50 - x/2$ . We can now write Area as

$$\begin{aligned} \text{Area} &= A(x) = x(50 - x/2) \\ &= 50x - \frac{1}{2}x^2. \end{aligned}$$

Area is now defined as a function of one variable.

4. We want the area to be non-negative. Since  $A(x) = x(50 - x/2)$ , we want  $x \geq 0$  and  $50 - x/2 \geq 0$ . The latter inequality implies that  $x \leq 100$ , so  $0 \leq x \leq 100$ .
5. We now find the extreme values. At the endpoints, the minimum is found, giving an area of 0.

Find the critical points. We have  $A'(x) = 50 - x$ ; setting this equal to 0 and solving for  $x$  returns  $x = 50$ . This gives an area of

$$A(50) = 50(25) = 1250.$$

6. We earlier set  $y = 50 - x/2$ ; thus  $y = 25$ . Thus our rectangle will have two sides of length 25 and one side of length 50, with a total area of  $1250 \text{ ft}^2$ .

Keep in mind as we do these problems that we are practicing a *process*; that is, we are learning to turn a situation into a system of equations. These equations allow us to write a certain quantity as a function of one variable, which we then optimize.

#### Example 4.3.7 Optimization: minimizing cost.

A power line needs to be run from a power station located on the beach to an offshore facility. Figure 4.3.8 shows the distances between the power station to the facility.

It costs  $\$50/\text{ft}$  to run a power line along the land, and  $\$130/\text{ft}$  to run a power line under water. How much of the power line should be run along the land to minimize the overall cost? What is the minimal cost?

**Solution.** We will follow the strategy of Key Idea 4.3.4 implicitly, without specifically numbering steps.

There are two immediate solutions that we could consider, each of which we will reject through “common sense.” First, we could minimize the distance by directly connecting the two locations with a straight line. However, this requires that all the wire be laid underwater, the most costly option. Second, we could minimize the underwater length by running a wire all 5000 ft along the beach, directly across from the offshore facility. This has the undesired effect of having the longest distance of all, probably ensuring a non-minimal cost.

The optimal solution likely has the line being run along the ground for a while, then underwater, as the figure implies. We need to label our unknown distances — the distance run along the ground and the distance run underwater. Recognizing that the underwater distance can be measured as the hypotenuse of a right triangle, we choose to label the distances as shown in Figure 4.3.9.

By choosing  $x$  as we did (instead of letting  $x$  be the distance along the land), we make the expression under the square root simple. We now create the cost function.

$$\begin{aligned} \text{Cost} &= \text{land cost} && + \text{water cost} \\ &= \$50 \times \text{land distance} + \$130 \times \text{water distance} \\ &= 50(5000 - x) && + 130\sqrt{x^2 + 1000^2}. \end{aligned}$$

So we have  $c(x) = 50(5000 - x) + 130\sqrt{x^2 + 1000^2}$ . This function only makes sense on the interval  $[0, 5000]$ . While we are fairly certain the endpoints will not give a minimal cost, we still evaluate  $c(x)$  at each to verify.

$$c(0) = 380,000 \qquad c(5000) \approx 662,873.$$

(Notice that if  $x = 0$ , the line is run the full 5000 ft along land and a full 1000 ft under water. If  $x = 5000$ , the line is run the maximum distance underwater.)

Video solution



[youtu.be/watch?v=wIs5N5HOCrc](https://youtu.be/watch?v=wIs5N5HOCrc)

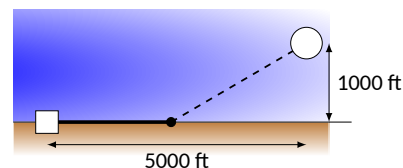


Figure 4.3.8 Running a power line from the power station to an offshore facility with minimal cost in Example 4.3.7

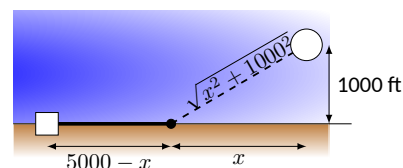


Figure 4.3.9 Labeling unknown distances in Example 4.3.7

We now find the critical values of  $c(x)$ . We compute  $c'(x)$  as

$$c'(x) = -50 + \frac{130x}{\sqrt{x^2 + 1000^2}}.$$

Recognize that this is never undefined. Setting  $c'(x) = 0$  and solving for  $x$ , we have:

$$\begin{aligned} -50 + \frac{130x}{\sqrt{x^2 + 1000^2}} &= 0 \\ \frac{130x}{\sqrt{x^2 + 1000^2}} &= 50 \\ \frac{130^2 x^2}{x^2 + 1000^2} &= 50^2 \\ 130^2 x^2 &= 50^2 (x^2 + 1000^2) \\ 130^2 x^2 - 50^2 x^2 &= 50^2 \cdot 1000^2 \\ (130^2 - 50^2) x^2 &= 50,000^2 \\ x^2 &= \frac{50,000^2}{130^2 - 50^2} \\ x &= \frac{50,000}{\sqrt{130^2 - 50^2}} \\ x &= \frac{50,000}{120} = \frac{1250}{3} \approx 416.67. \end{aligned}$$

Evaluating  $c(x)$  at  $x = 416.67$  gives a minimal cost of about \$370,000. The distance the power line is laid along land is  $5000 - 416.67 = 4583.33$  ft., and the underwater distance is  $\sqrt{416.67^2 + 1000^2} \approx 1083$  ft.

In the exercises you will see a variety of situations that require you to combine problem-solving skills with calculus. Focus on the *process*; learn how to form equations from situations that can be manipulated into what you need. Eschew memorizing how to do “this kind of problem” as opposed to “that kind of problem.” Learning a process will benefit one far longer than memorizing a specific technique.

Before you begin the exercises, here is one more example, presented in video form in Figure 4.3.10.

Section 4.4 introduces our final application of the derivative: *differentials*. Given  $y = f(x)$ , they offer a method of approximating the change in  $y$  after  $x$  changes by a small amount.

Video solution



[youtu.be/watch?v=qDK9rqloKR8](https://youtu.be/watch?v=qDK9rqloKR8)



[youtu.be/watch?v=XJYDMZe8JUK](https://youtu.be/watch?v=XJYDMZe8JUK)

Figure 4.3.10 Optimizing construction of a box with no top


### 4.3.1 Exercises

#### Terms and Concepts

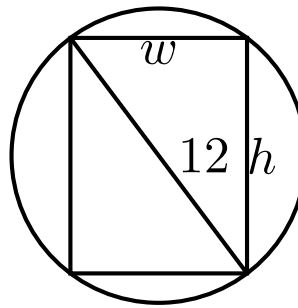
1. (☐ True ☐ False) An “optimization problem” is essentially an “extreme values” problem in a “story problem” setting.
2. (☐ True ☐ False) This section teaches one to find the extreme values of a function that has more than one variable.

#### Problems

3. Find the maximum product of two numbers (not necessarily integers) that have a sum of 150.
4. Find the minimum sum of two positive numbers whose product is 560.
5. Find the maximum sum of two positive numbers whose product is 580.
6. Find the maximum sum of two numbers, each of which is less than or equal to 290, whose product is 400.
7. Find the maximal area of a right triangle with hypotenuse of length 2.
8. A rancher has 900 feet of fencing in which to construct adjacent, equally sized rectangular pens. What dimensions should these pens have to maximize the enclosed area?



9. A standard soda can is roughly cylindrical and holds  $355 \text{ cm}^3$  of liquid. What dimensions should the cylinder have to minimize the material needed to produce the can? Based on your dimensions, determine whether or not the standard can is produced to minimize the material costs.
10. Find the dimensions of a cylindrical can with a volume of  $206 \text{ in}^3$  that minimizes the surface area.  
The “#10 can” is a standard sized can used by the restaurant industry that holds about  $206 \text{ in}^3$  with a diameter of  $6 \frac{3}{16} \text{ in}$  and height of 7 in. Does it seem these dimensions were chosen with minimization in mind?
11. A standard soda can is roughly cylindrical and holds  $355 \text{ cm}^3$  of liquid. A real-world soda can has material on the top and bottom that is thicker than the material around the side. Assume that the top/bottom material is twice as thick as the material around the side. What dimensions should the cylinder have to minimize the material needed to produce the can? Based on your dimensions and the assumption about material thickness, determine whether or not the standard can is produced to minimize the material costs.
12. The United States Postal Service charges more for boxes whose combined length and girth exceeds 108 inches. (The “length” of a package is the length of its longest side; the girth is the perimeter of the cross section, i.e.,  $2w + 2h$ ).  
What is the maximum volume of a package with a square cross section ( $w = h$ ) that does not exceed the 108 inch standard?
13. The strength  $S$  of a wooden beam is directly proportional to its cross sectional width  $w$  and the square of its height  $h$ , that is,  $S = kwh^2$  for some constant  $k$ .



Given a circular log with diameter of 18 inches, what sized beam can be cut from the log with maximum strength?

14. A power line is to be run to an offshore facility in the manner described in Example 4.3.7. The offshore facility is 6 miles at sea and 4 miles along the shoreline from the power plant. It costs \$35,000 per mile to lay a power line underground and \$70,000 to run the line underwater.  
How much of the power line should be run underground? What is the minimum overall cost?
15. A power line is to be run to an offshore facility in the manner described in Example 4.3.7. The offshore facility is 6 miles at sea and 2 miles along the shoreline from the power plant. It costs \$45,000 per mile to lay a power line underground and \$75,000 to run the line underwater.  
How much of the power line should be run underground? What is the minimum overall cost?
16. A woman throws a stick into a lake for her dog to fetch; the stick is 35 feet down the shore line and 13 feet into the water from there. The dog may jump directly into the water and swim, or run along the shore line to get closer to the stick before swimming. The dog runs about  $19 \frac{\text{ft}}{\text{s}}$  and swims about  $2 \frac{\text{ft}}{\text{s}}$ .  
How far along the shore should the dog run to minimize the time it takes to get to the stick? (Hint: the figure from Example 4.3.7 can be useful.)
17. A woman throws a stick into a lake for her dog to fetch; the stick is 25 feet down the shore line and 16 feet into the water from there. The dog may jump directly into the water and swim, or run along the shore line to get closer to the stick before swimming. The dog runs about  $22 \frac{\text{ft}}{\text{s}}$  and swims about  $1.7 \frac{\text{ft}}{\text{s}}$ .  
How far along the shore should the dog run to minimize the time it takes to get to the stick? (Google “calculus dog” to learn more about a dog’s ability to minimize times.)
18. What are the dimensions of the rectangle with largest area that can be drawn inside the unit circle?



## 4.4 Differentials

In [Section 2.2](#) we explored the meaning and use of the derivative. This section starts by revisiting some of those ideas.

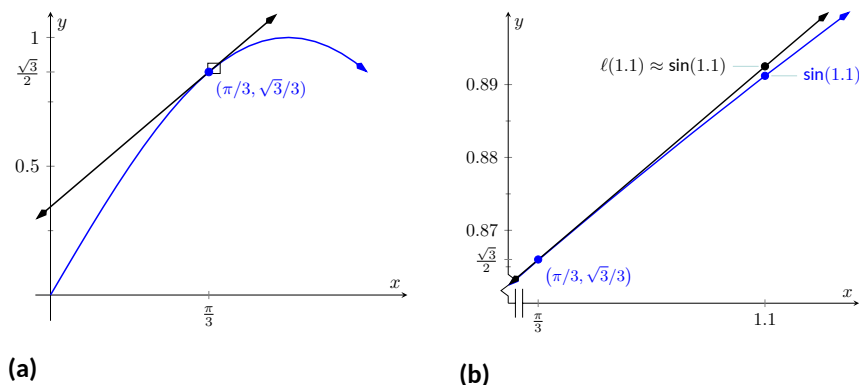
Recall that the derivative of a function  $f$  can be used to find the slopes of lines tangent to the graph of  $f$ . At  $x = c$ , the tangent line to the graph of  $f$  has equation

$$y = f'(c)(x - c) + f(c).$$

The tangent line can be used to find good approximations of  $f(x)$  for values of  $x$  near  $c$ .

For instance, we can approximate  $\sin(1.1)$  using the tangent line to the graph of  $f(x) = \sin(x)$  at  $x = \pi/3 \approx 1.05$ . Recall that  $\sin(\pi/3) = \sqrt{3}/2 \approx 0.866$ , and  $f'(\pi/3) = \cos(\pi/3) = 1/2$ . Thus the tangent line to  $f(x) = \sin(x)$  at  $x = \pi/3$  is:

$$\ell(x) = \frac{1}{2}(x - \pi/3) + 0.866.$$



**Figure 4.4.2** Graphing  $f(x) = \sin(x)$  and its tangent line at  $x = \pi/3$  in order to estimate  $\sin(1.1)$

In [Figure 4.4.2\(a\)](#), we see a graph of  $f(x) = \sin(x)$  graphed along with its tangent line at  $x = \pi/3$ . The small rectangle shows the region that is displayed in [Figure 4.4.2\(b\)](#). In this figure, we see how we are approximating  $\sin(1.1)$  with the tangent line, evaluated at  $1.1$ . Together, the two figures show how close these values are.

Using this line to approximate  $\sin(1.1)$ , we have:

$$\begin{aligned} \ell(1.1) &= \frac{1}{2}(1.1 - \pi/3) + 0.866 \\ &= \frac{1}{2}(0.053) + 0.866 = 0.8925. \end{aligned}$$

(We leave it to the reader to see how good of an approximation this is.)

We now generalize this concept. Given  $f(x)$  and an  $x$ -value  $c$ , the tangent line is  $y = \ell(x)$ , where  $\ell(x) = f'(c)(x - c) + f(c)$ . Clearly,  $f(c) = \ell(c)$ . Let  $\Delta x$  be a small number, representing a small change in the  $x$ -value. We assert that:

$$f(c + \Delta x) \approx \ell(c + \Delta x),$$

since the tangent line to a function approximates well the values of that function near  $x = c$ . This tangent line approximation is used frequently enough in applications that we give it a name.



[youtu.be/watch?v=YmODT2PolKY](https://youtu.be/watch?v=YmODT2PolKY)

**Figure 4.4.1** Video introduction to [Section 4.4](#)



[youtu.be/watch?v=mQRelmurD-w](https://youtu.be/watch?v=mQRelmurD-w)

**Figure 4.4.3** Approximating the value of  $\sin(1.1)$

**Definition 4.4.4**

The function  $\ell(x)$  is often referred to as the **linearization**, or **linear approximation** of  $f$  at  $c$ . It is the linear function that best approximates the value of  $f(x)$  when  $x$  is close to  $c$ .

As the  $x$ -value changes from  $c$  to  $c + \Delta x$ , the  $y$ -value of  $f$  changes from  $f(c)$  to  $f(c + \Delta x)$ . We call this change of  $y$ -value  $\Delta y$ . That is:

$$\Delta y = f(c + \Delta x) - f(c).$$

Replacing  $f(c + \Delta x)$  with its tangent line approximation, we have

$$\begin{aligned}\Delta y &\approx \ell(c + \Delta x) - f(c) \\ &= f'(c)((c + \Delta x) - c) + f(c) - f(c) \\ &= f'(c)\Delta x.\end{aligned}\tag{4.4.1}$$

This final equation is important; it becomes the basis of [Definition 4.4.5](#) and [Key Idea 4.4.7](#). In short, it says that when the  $x$ -value changes from  $c$  to  $c + \Delta x$ , the  $y$  value of a function  $f$  changes by about  $f'(c)\Delta x$ .

We introduce two new variables,  $dx$  and  $dy$  in the context of a formal definition.

**Definition 4.4.5 Differentials of  $x$  and  $y$ .**

Let  $y = f(x)$  be differentiable. The **differential** of  $x$ , denoted  $dx$ , is any nonzero real number (usually taken to be a small number). The **differential** of  $y$ , denoted  $dy$ , is

$$dy = f'(x)dx.$$

We can solve for  $f'(x)$  in the above equation:  $f'(x) = dy/dx$ . This states that the derivative of  $f$  with respect to  $x$  is the differential of  $y$  divided by the differential of  $x$ ; this is *not* the alternate notation for the derivative,  $\frac{dy}{dx}$ . This latter notation was chosen because of the fraction-like qualities of the derivative, but again, it is one symbol and not a fraction.

It is helpful to organize our new concepts and notations in one place.

**Key Idea 4.4.7 Differential Notation.**

Let  $y = f(x)$  be a differentiable function.

1. Let  $\Delta x$  represent a small, nonzero change in  $x$  value.
2. Let  $dx$  represent a small, nonzero change in  $x$  value (i.e.,  $\Delta x = dx$ ).
3. Let  $\Delta y$  be the change in  $y$  value as  $x$  changes by  $\Delta x$ ; hence

$$\Delta y = f(x + \Delta x) - f(x).$$

4. Let  $dy = f'(x)dx$  which, by [Equation \(4.4.1\)](#), is an approximation of the change in  $y$ -value as  $x$  changes by  $\Delta x$ ;  $dy \approx \Delta y$ .

When students first encounter differentials, they are often left wondering why  $dy$  and  $\Delta y$  are different, while  $dx$  and  $\Delta x$  are the same. The video in [Figure 4.4.8](#) attempts to offer an explanation.



[youtu.be/watch?v=y9ITgdHD8wI](https://youtu.be/watch?v=y9ITgdHD8wI)

**Figure 4.4.6** Video presentation of [Definition 4.4.5](#)

**Differentials and linearization.** The relationship between the differential and the linearization given in [Definition 4.4.4](#) is as follows:

$$\ell(x) = f(c) + dy,$$

if we take  $dy$  to be evaluated at  $x = c$ .

It is often useful to think of  $dy$  is the *linear change* in  $f$ , while  $\Delta y$  represents the *true change* in  $f$ .



[youtu.be/watch?v=XxpcZw702nA](https://youtu.be/watch?v=XxpcZw702nA)

**Figure 4.4.8** Why is it that  $dx = \Delta x$ ?

What is the value of differentials? Like many mathematical concepts, differentials provide both practical and theoretical benefits. We explore both here.

#### Example 4.4.9 Finding and using differentials.

Consider  $f(x) = x^2$ . Knowing  $f(3) = 9$ , approximate  $f(3.1)$ .

**Solution.** The  $x$ -value is changing from  $x = 3$  to  $x = 3.1$ ; therefore, we see that  $dx = 0.1$ . If we know how much the  $y$ -value changes from  $f(3)$  to  $f(3.1)$  (i.e., if we know  $\Delta y$ ), we will know exactly what  $f(3.1)$  is (since we already know  $f(3)$ ). We can approximate  $\Delta y$  with  $dy$ .

$$\begin{aligned}\Delta y &\approx dy \\ &= f'(3)dx \\ &= 2 \cdot 3 \cdot 0.1 = 0.6.\end{aligned}$$

We expect the  $y$ -value to change by about 0.6, so we approximate  $f(3.1) \approx 9.6$ .

We leave it to the reader to verify this, but the preceding discussion links the differential to the tangent line of  $f(x)$  at  $x = 3$ . One can verify that the tangent line, evaluated at  $x = 3.1$ , also gives  $y = 9.6$ .

Of course, it is easy to compute the actual answer (by hand or with a calculator):  $3.1^2 = 9.61$ . (Before we get too cynical and say “Then why bother?”, note our approximation is *really* good!)

So why bother?

In “most” real life situations, we do not know the function that describes a particular behavior. Instead, we can only take measurements of how things change — measurements of the derivative.

Imagine water flowing down a winding channel. It is easy to measure the speed and direction (i.e., the *velocity*) of water at any location. It is very hard to create a function that describes the overall flow, hence it is hard to predict where a floating object placed at the beginning of the channel will end up. However, we can *approximate* the path of an object using differentials. Over small intervals, the path taken by a floating object is essentially linear. Differentials allow us to approximate the true path by piecing together lots of short, linear paths. This technique is called Euler’s Method, studied in introductory Differential Equations courses.

We use differentials once more to approximate the value of a function. Even though calculators are very accessible, it is neat to see how these techniques can sometimes be used to easily compute something that looks rather hard.

#### Example 4.4.10 Using differentials to approximate a function value.

Approximate  $\sqrt{4.5}$ .

**Solution.** We expect  $\sqrt{4.5} \approx 2$ , yet we can do better. Let  $f(x) = \sqrt{x}$ , and let  $c = 4$ . Thus  $f(4) = 2$ . We can compute  $f'(x) = 1/(2\sqrt{x})$ , so  $f'(4) = 1/4$ .

We approximate the difference between  $f(4.5)$  and  $f(4)$  using differentials, with  $dx = 0.5$ :

$$\begin{aligned}f(4.5) - f(4) &= \Delta y \approx dy \\ &= f'(4) \cdot dx \\ &= 1/4 \cdot 1/2\end{aligned}$$

Video solution



[youtu.be/watch?v=KCDezzvfDKA](https://youtu.be/watch?v=KCDezzvfDKA)

**PID controllers.** Another place differentials are used is in a PID controller, which stands for “Proportional Integral Derivative”. A PID controller uses concepts of both derivative and integral calculus to very accurately control a process (such as maintaining a stable temperature on an espresso machine).

$$= 1/8$$

$$= 0.125.$$

The approximate change in  $f$  from  $x = 4$  to  $x = 4.5$  is 0.125, so we approximate  $\sqrt{4.5} \approx 2.125$ .

Differentials are important when we discuss *integration*. When we study that topic, we will use notation such as

$$\int f(x) dx$$

quite often. While we don't discuss here what all of that notation means, note the existence of the differential  $dx$ . Proper handling of *integrals* comes with proper handling of differentials.

In light of that, we practice finding differentials in general.

#### Example 4.4.11 Finding differentials.

In each of the following, find the differential  $dy$ .

$$1. y = \sin(x) \qquad 2. y = e^x (x^2 + 2) \qquad 3. y = \frac{1}{\sqrt{x^2 + 3x - 1}}$$

#### Solution.

1.  $y = \sin(x)$ : As  $f(x) = \sin(x)$ ,  $f'(x) = \cos(x)$ . Thus

$$dy = \cos(x)dx.$$

2.  $y = e^x (x^2 + 2)$ : Let  $f(x) = e^x (x^2 + 2)$ . We need  $f'(x)$ , requiring the [Theorem 2.4.2](#).

We have  $f'(x) = e^x (x^2 + 2) + 2xe^x$ , so

$$dy = (e^x (x^2 + 2) + 2xe^x) dx.$$

3.  $y = \frac{1}{\sqrt{x^2 + 3x - 1}}$ : Let  $f(x) = \frac{1}{\sqrt{x^2 + 3x - 1}}$ ; we need  $f'(x)$ , requiring the [Theorem 2.5.4](#).

$$\text{We have } f'(x) = \frac{1}{2} (x^2 + 3x - 1)^{-\frac{1}{2}} (2x + 3) = \frac{2x+3}{2\sqrt{x^2+3x-1}}.$$

Thus

$$dy = \frac{(2x + 3)dx}{2\sqrt{x^2 + 3x - 1}}.$$

Finding the differential  $dy$  of  $y = f(x)$  is really no harder than finding the derivative of  $f$ ; we just *multiply*  $f'(x)$  by  $dx$ . It is important to remember that we are not simply adding the symbol “ $dx$ ” at the end.

We have seen a practical use of differentials as they offer a good method of making certain approximations. Another use is *error propagation*. Suppose a length is measured to be  $x$ , although the actual value is  $x + \Delta x$  (where  $\Delta x$  is the error, which we hope is small). This measurement of  $x$  may be used to compute some other value; we can think of this latter value as  $f(x)$  for some function  $f$ . As the true length is  $x + \Delta x$ , one really should have computed  $f(x + \Delta x)$ . The difference between  $f(x)$  and  $f(x + \Delta x)$  is the propagated error.

Video solution



[youtu.be/watch?v=nFaq1O\\_wWso](https://youtu.be/watch?v=nFaq1O_wWso)

How close are  $f(x)$  and  $f(x + \Delta x)$ ? This is a difference in “y” values:

$$f(x + \Delta x) - f(x) = \Delta y \approx dy.$$

We can approximate the propagated error using differentials.

**Example 4.4.12 Using differentials to approximate propagated error.**

A steel ball bearing is to be manufactured with a diameter of 2 cm. The manufacturing process has a tolerance of  $\pm 0.1$  mm in the diameter. Given that the density of steel is about  $7.85 \frac{\text{g}}{\text{cm}^3}$ , estimate the propagated error in the mass of the ball bearing.

**Solution.** The mass of a ball bearing is found using the equation “mass = volume  $\times$  density.” In this situation the mass function is a product of the radius of the ball bearing, hence it is  $m = 7.85 \frac{4}{3} \pi r^3$ . The differential of the mass is

$$dm = 31.4\pi r^2 dr.$$

The radius is to be 1 cm; the manufacturing tolerance in the radius is  $\pm 0.05$  mm, or  $\pm 0.005$  cm. The propagated error is approximately:

$$\begin{aligned}\Delta m &\approx dm \\ &= 31.4\pi(1)^2(\pm 0.005) \\ &= \pm 0.493\text{g}\end{aligned}$$

Is this error significant? It certainly depends on the application, but we can get an idea by computing the *relative error*. The ratio between amount of error to the total mass is

$$\begin{aligned}\frac{dm}{m} &= \pm \frac{0.493}{7.85 \frac{4}{3} \pi} \\ &= \pm \frac{0.493}{32.88} \\ &= \pm 0.015,\end{aligned}$$

or  $\pm 1.5\%$ .

We leave it to the reader to confirm this, but if the diameter of the ball was supposed to be 10 cm, the same manufacturing tolerance would give a propagated error in mass of  $\pm 12.33$  g, which corresponds to a *percent error* of  $\pm 0.188\%$ . While the amount of error is much greater ( $12.33 > 0.493$ ), the percent error is much lower.

Video solution



[youtu.be/watch?v=0\\_tSaBZZR1s](https://youtu.be/watch?v=0_tSaBZZR1s)

## 4.4.1 Exercises

## Terms and Concepts

1. (☐ True ☐ False) Given a differentiable function  $y = f(x)$ , we are generally free to choose a value for  $dx$ , which then determines the value of  $dy$ .
2. (☐ True ☐ False) The symbols " $dx$ " and " $\Delta x$ " represent the same concept.
3. (☐ True ☐ False) The symbols " $dy$ " and " $\Delta y$ " represent the same concept.
4. (☐ True ☐ False) Differentials are important in the study of integration.
5. How are differentials and tangent lines related?
6. (☐ True ☐ False) In real life, differentials are used to approximate function values when the function itself is not known.

## Problems

**Exercise Group.** Use differentials to approximate the given value by hand.

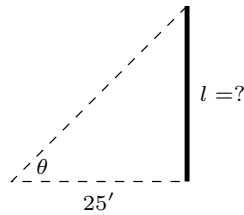
- |                     |                       |
|---------------------|-----------------------|
| 7. $2.07^2$         | 8. $2.95^2$           |
| 9. $4.4^3$          | 10. $4.7^3$           |
| 11. $\sqrt{25.5}$   | 12. $\sqrt{34.6}$     |
| 13. $\sqrt[3]{124}$ | 14. $\sqrt[3]{216.6}$ |
| 15. $\sin(3)$       | 16. $e^{0.1}$         |

**Exercise Group.** Compute the differential  $dy$ .

- |   |                            |
|---|----------------------------|
| 17. $y = x^2 - 5x - 6$                      | 18. $y = x^5 + x^9$        |
| 19. $y = \frac{1}{4x^6}$                    | 20. $y = (6x + \sin(x))^2$ |
| 21. $y = x^7 + e^{8x}$                      | 22. $y = \frac{8}{x^5}$    |
| 23. $y = \frac{9x}{\tan(x) + 2}$            | 24. $y = \ln(9x)$          |
| 25. $y = e^x \sin(x)$                       | 26. $y = \cos(\sin(x))$    |
| 27. $y = \frac{x - 4}{x + 5}$               | 28. $y = 5^x \ln(x)$       |
| 29. $y = x \tan^{-1}(x) - 0.5 \ln(1 + x^2)$ | 30. $y = \ln(\sin(x))$     |
31. A set of plastic spheres are to be made with a diameter of 4 cm. If the manufacturing process is accurate to 2 mm, what is the propagated error in volume of the spheres?
  32. The distance, in feet, a stone drops in  $t$  seconds is given by  $d(t) = 16t^2$ . The depth of a hole is to be approximated by dropping a rock and listening for it to hit the bottom. What is the propagated error if the time measurement is accurate to  $4/10$  of a second and the measured time is:
    - (a) 4 seconds?
    - (b) 6 seconds?
  33. What is the propagated error in the measurement of the cross sectional area of a circular log if the diameter is measured at  $20''$ , accurate to  $1/8''$ ?
  34. A wall is to be painted that is  $8'$  high and is measured to be  $13'$ ,  $2''$  long. Find the propagated error in the measurement of the wall's surface area if the measurement is accurate to  $1/ - 2''$ .

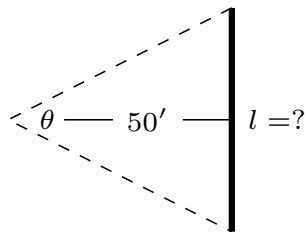
**Exercise Group.** The following exercises explore some issues related to surveying in which distances are approximated using other measured distances and measured angles. (*Hint: Convert all angles to radians before computing.*)

35. The length  $L$  of a long wall is to be approximated. The angle  $\theta$ , as shown in the diagram (not to scale), is measured at a distance of 25 feet from the wall, and found to be  $85.2^\circ$ , accurate to  $1^\circ$ . Assume that the triangle formed is a right triangle.



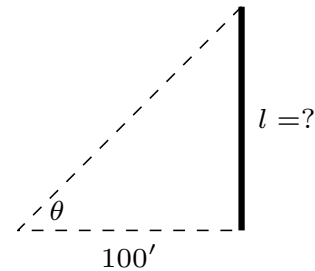
- What is the measured length  $L$  of the wall?
- What is the propagated error?
- What is the percent error?

37. The length  $L$  of a long wall is to be calculated by measuring the angle  $\theta$  shown in the diagram (not to scale) at a distance of 50 feet from the wall. Assume the formed triangle is an isosceles triangle. The measured angle is  $143^\circ$ , accurate to  $1^\circ$ .



- What is the measured length  $L$  of the wall?
- What is the propagated error?
- What is the percent error?

36. The length  $L$  of a long wall is to be approximated. The angle  $\theta$ , as shown in the diagram (not to scale), is measured at a distance of 100 feet from the wall, and found to be  $71.5^\circ$ , accurate to  $1^\circ$ . Assume that the triangle formed is a right triangle.

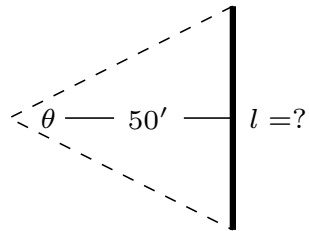


- What is the measured length  $L$  of the wall?
- What is the propagated error?
- What is the percent error?

38. The length of the walls in Exercise 4.4.35–4.4.37 are essentially the same. Which setup gives the most accurate result?

- Right triangle at 25 feet
- Right triangle at 100 feet
- Isosceles triangle at 50 feet

39. Consider the setup in Exercise 4.4.37. This time, assume the angle measurement of  $143^\circ$  is exact but the measured  $50'$  from the wall is accurate to  $6''$ .



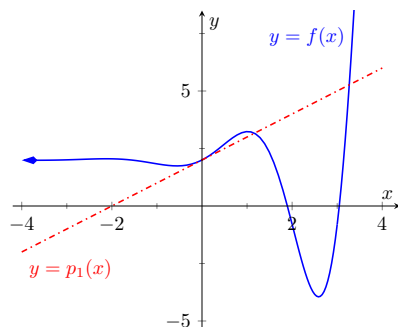
What is the approximate percent error?



## 4.5 Taylor Polynomials

Consider a function  $y = f(x)$  and a point  $(c, f(c))$ . The derivative,  $f'(c)$ , gives the instantaneous rate of change of  $f$  at  $x = c$ . Of all lines that pass through the point  $(c, f(c))$ , the line that best approximates  $f$  at this point is the tangent line; that is, the line whose slope (rate of change) is  $f'(c)$ .

In Figure 4.5.2, we see a function  $y = f(x)$  graphed. The table in Figure 4.5.3 shows that  $f(0) = 2$  and  $f'(0) = 1$ ; therefore, the tangent line to  $f$  at  $x = 0$  is  $p_1(x) = 1(x - 0) + 2 = x + 2$ . The tangent line is also given in the figure. Note that “near”  $x = 0$ ,  $p_1(x) \approx f(x)$ ; that is, the tangent line approximates  $f$  well.



**Figure 4.5.2** A graph of  $f(x)$  and its tangent line at 0

$f(0) = 2$	$f'''(0) = -1$
$f'(0) = 1$	$f^{(4)}(0) = -12$
$f''(0) = 2$	$f^{(5)}(0) = -19$

**Figure 4.5.3** Derivatives of  $f$  evaluated at 0

One shortcoming of this approximation is that the tangent line only matches the slope of  $f$ ; it does not, for instance, match the concavity of  $f$ . We can find a polynomial,  $p_2(x)$ , that does match the concavity near 0 without much difficulty, though. The table in Figure 4.5.3 gives the following information:

$$f(0) = 2 \quad f'(0) = 1 \quad f''(0) = 2.$$

Therefore, we want our polynomial  $p_2(x)$  to have these same properties. That is, we need

$$p_2(0) = 2 \quad p_2'(0) = 1 \quad p_2''(0) = 2.$$

Let's start with a general quadratic function

$$p(x) = a_0 + a_1x + a_2x^2.$$

We find the following:

$$\begin{aligned} p_2(x) &= a_0 + a_1x + a_2x^2 & p_2(0) &= a_0 \\ p_2'(x) &= a_1 + 2a_2x & p_2'(0) &= a_1 \\ p_2''(x) &= 2a_2 & p_2''(0) &= 2a_2. \end{aligned}$$

To get the desired properties above, we must have

$$a_0 = f(0) = 2, \quad a_1 = f'(0) = 1, \quad 2a_2 = f''(0) = 2,$$

so  $a_0 = 2$ ,  $a_1 = 1$ , and  $a_2 = 2/2 = 1$ , giving us the polynomial

$$p_2(x) = 2 + x + x^2.$$

We can repeat this approximation process by creating polynomials of higher degree that match more of the derivatives of  $f$  at  $x = 0$ . In general, a polynomial of degree  $n$  can be created to match the first  $n$  derivatives of  $f$ . Figure 4.5.4



[youtu.be/watch?v=SYJ2uGJCQdY](https://youtu.be/watch?v=SYJ2uGJCQdY)

**Figure 4.5.1** Video introduction to Section 4.5

shows  $p_4(x) = -x^4/2 - x^3/6 + x^2 + x + 2$ , whose first four derivatives at 0 match those of  $f$ .

How do we ensure that the derivatives of our polynomial match those of  $f$ ? We simply begin with a polynomial of the desired degree, compute its derivatives, and compare them to those of  $f$ ! Recall that each term in a polynomial consists of a power of  $x$ , and a coefficient, like so:  $a_n x^n$ . Our goal is to determine the value for each coefficient  $a_n$  so that the derivatives of our polynomial match those of our function  $f$ . If we take  $k$  derivatives of the term  $a_n x^n$ , with  $k \leq n$ , we obtain

$$\frac{d^k}{dx^k}(a_n x^n) = n(n-1) \cdots (n-k+1) a_n x^{n-k}.$$

For  $k < n$ , the expression above vanishes when we set  $x = 0$ . However, for  $n = k$ , we obtain the constant value

$$\frac{d^k}{dx^k}(a_k x^k) = k \cdot (k-1) \cdots 2 \cdot 1 a_k. \quad (4.5.1)$$

Consider a polynomial

$$p_n(x) = a_0 + a_1 x + \cdots + a_k x^k + \cdots + a_n x^n$$

of degree  $n$ . If we take  $k$  derivatives, all of the terms involving powers of  $x$  less than  $k$  disappear, and when we set  $x = 0$ , all of the terms involving powers of  $x$  larger than  $k$  disappear, leaving us with the single constant given in Equation (4.5.1).

Recalling the notation  $k! = 1 \cdot 2 \cdot 3 \cdots k$  for the product of the first  $k$  integers, we have shown that

$$p_n^{(k)}(0) = k! a_k.$$

If we want the derivatives of  $p_n$  to agree with some unknown function  $f$  when  $x = 0$ , then we must have

$$a_k = \frac{f^{(k)}(0)}{k!}.$$

As we use more and more derivatives, our polynomial approximation to  $f$  gets better and better. In this example, the interval on which the approximation is “good” gets bigger and bigger. Figure 4.5.6 shows  $p_{13}(x)$ ; we can visually affirm that this polynomial approximates  $f$  very well on  $[-2, 3]$ . (The polynomial  $p_{13}(x)$  is not particularly “nice”. It is

$$\begin{aligned} p_{13}(x) = & \frac{16901x^{13}}{6227020800} + \frac{13x^{12}}{1209600} - \frac{1321x^{11}}{39916800} - \frac{779x^{10}}{1814400} - \frac{359x^9}{362880} \\ & + \frac{x^8}{240} + \frac{139x^7}{5040} + \frac{11x^6}{360} - \frac{19x^5}{120} - \frac{x^4}{2} - \frac{x^3}{6} + x^2 + x + 2. \end{aligned}$$

The polynomials we have created are examples of *Taylor polynomials*, named after the British mathematician Brook Taylor who made important discoveries about such functions. In the discussion above, we concentrated on evaluating the derivatives of  $f$  at 0; however, there is nothing special about this point. Just as we can consider the linear approximation of a function near any point, so too can we determine a polynomial approximation about any value  $c$  in the domain of  $f$ . The only catch is that our polynomial will then be given in terms of powers of  $x - c$ , rather than powers of  $x$ , as we see in the following definition.

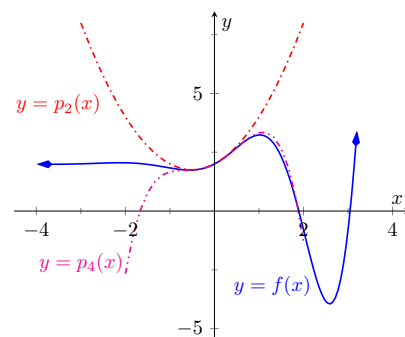


Figure 4.5.4 Plotting  $f$ ,  $p_2$  and  $p_4$



[youtu.be/watch?v=v8mPY7fu1e0](https://youtu.be/watch?v=v8mPY7fu1e0)

Figure 4.5.5 Determining the coefficients of a Taylor polynomial

The notation  $k!$  is read as “ $k$  factorial”. By convention, we also define  $0! = 1$ , mostly because it makes our formulas look a lot nicer.

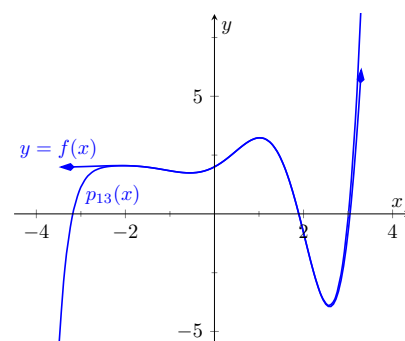


Figure 4.5.6 Plotting  $f$  and  $p_{13}$

**Definition 4.5.7 Taylor Polynomial, Maclaurin Polynomial.**

Let  $f$  be a function whose first  $n$  derivatives exist at  $x = c$ .

1. The Taylor polynomial of degree  $n$  of  $f$  at  $x = c$  is

$$p_n(x) = f(c) + f'(c)(x - c) + \frac{f''(c)}{2!}(x - c)^2 + \frac{f'''(c)}{3!}(x - c)^3 + \cdots + \frac{f^{(n)}(c)}{n!}(x - c)^n.$$

2. A special case of the Taylor polynomial is the Maclaurin polynomial, where  $c = 0$ . That is, the Maclaurin polynomial of degree  $n$  of  $f$  is

$$p_n(x) = f(0) + f'(0)x + \frac{f''(0)}{2!}x^2 + \frac{f'''(0)}{3!}x^3 + \cdots + \frac{f^{(n)}(0)}{n!}x^n.$$

We will practice creating Taylor and Maclaurin polynomials in the following examples.

**Example 4.5.9 Finding and using Maclaurin polynomials.**

1. Find the  $n$ th Maclaurin polynomial for  $f(x) = e^x$ .
2. Use  $p_5(x)$  to approximate the value of  $e$ .

**Solution.**

1. We start with creating a table of the derivatives of  $e^x$  evaluated at  $x = 0$ . In this particular case, this is relatively simple, as shown in [Figure 4.5.10](#).

By the definition of the Maclaurin polynomial, we have

$$\begin{aligned} p_n(x) &= f(0) + f'(0)x + \frac{f''(0)}{2!}x^2 + \frac{f'''(0)}{3!}x^3 + \cdots + \frac{f^{(n)}(0)}{n!}x^n \\ &= 1 + x + \frac{1}{2}x^2 + \frac{1}{6}x^3 + \frac{1}{24}x^4 + \cdots + \frac{1}{n!}x^n. \end{aligned}$$

2. Using our answer from part 1, we have

$$e^x \approx p_5(x) = 1 + x + \frac{1}{2}x^2 + \frac{1}{6}x^3 + \frac{1}{24}x^4 + \frac{1}{120}x^5.$$

To approximate the value of  $e$ , note that  $e = e^1 = f(1) \approx p_5(1)$ . It is very straightforward to evaluate  $p_5(1)$ :

$$p_5(1) = 1 + 1 + \frac{1}{2} + \frac{1}{6} + \frac{1}{24} + \frac{1}{120} = \frac{163}{60} \approx 2.71667.$$

A plot of  $f(x) = e^x$  and  $p_5(x)$  is given in [Figure 4.5.11](#). To 5 decimal places, the actual value of  $e$  is 2.71828. So this approximation agrees to two decimal places.

**Historical note:** Colin Maclaurin was a Scottish mathematician, born in 1698. He lived until 1746, and made a number of contributions to the development of mathematics and physics. His election as professor of mathematics at the University of Aberdeen at the age of 19 made him the world's youngest professor, a record he held until 2008! He was also a staunch foe of the Jacobite Rebellion, and was instrumental in the defence of Edinburgh against the army of Bonnie Prince Charlie. (For more details, see [Wikipedia](#)<sup>1</sup>.)



[youtu.be/watch?v=J-5vVJIGQp4](https://youtu.be/watch?v=J-5vVJIGQp4)

**Figure 4.5.8** Video presentation of [Definition 4.5.7](#)

$f(x) = e^x$	$f(0) = 1$
$f'(x) = e^x$	$f'(0) = 1$
$f''(x) = e^x$	$f''(0) = 1$
$\vdots$	$\vdots$
$f^{(n)}(x) = e^x$	$f^{(n)}(0) = 1$

**Figure 4.5.10** The derivatives of  $f(x) = e^x$  evaluated at  $x = 0$

**Video solution**



[youtu.be/watch?v=ENf-Z2pLrJg](https://youtu.be/watch?v=ENf-Z2pLrJg)

**Example 4.5.12 Finding and using Taylor polynomials.**

1. Find the  $n$ th Taylor polynomial of  $y = \ln(x)$  at  $x = 1$ .
2. Use  $p_6(x)$  to approximate the value of  $\ln(1.5)$ .
3. Use  $p_6(x)$  to approximate the value of  $\ln(2)$ .

**Solution.**

1. We begin by creating a table of derivatives of  $\ln(x)$  evaluated at  $x = 1$ . While this is not as straightforward as it was in the previous example, a pattern does emerge (for  $n \geq 1$ ), as shown in Figure 4.5.13. Notice in the table below that each time we take a derivative (starting at the second derivative), we apply the power rule and “bring down” the exponent to multiply by the previous coefficient. So the 6 in the 4<sup>th</sup> derivative is actually  $1 \cdot 2 \cdot 3 = 3!$ .

Notice that the coefficients alternate in sign starting at  $n = 1$ . Using Definition 4.5.7, we have

$$\begin{aligned}
 p_n(x) &= f(c) + f'(c)(x-c) + \frac{f''(c)}{2!}(x-c)^2 + \dots \\
 &\quad \dots \frac{f'''(c)}{3!}(x-c)^3 + \dots + \frac{f^{(n)}(c)}{n!}(x-c)^n \\
 &= 0 + \frac{0!}{1!}(x-1) - \frac{1!}{2!}(x-1)^2 + \dots \\
 &\quad \dots \frac{2!}{3!}(x-1)^3 + \dots + \frac{(-1)^{n+1} \cdot (n-1)!}{n!}(x-1)^n \\
 &= (x-1) - \frac{1}{2}(x-1)^2 + \frac{1}{3}(x-1)^3 - \dots \\
 &\quad \dots \frac{1}{4}(x-1)^4 + \dots + \frac{(-1)^{n+1}}{n}(x-1)^n.
 \end{aligned}$$

Note how the coefficients of the  $(x-1)$  terms turn out to be “nice.”

2. We can compute  $p_6(x)$  using our work above:

$$\begin{aligned}
 p_6(x) &= (x-1) - \frac{1}{2}(x-1)^2 + \frac{1}{3}(x-1)^3 \\
 &\quad - \frac{1}{4}(x-1)^4 + \frac{1}{5}(x-1)^5 - \frac{1}{6}(x-1)^6.
 \end{aligned}$$

Since  $p_6(x)$  approximates  $\ln(x)$  well near  $x = 1$ , we approximate  $\ln(1.5) \approx p_6(1.5)$ :

$$\begin{aligned}
 p_6(1.5) &= (1.5-1) - \frac{1}{2}(1.5-1)^2 + \frac{1}{3}(1.5-1)^3 + \dots \\
 &\quad \dots - \frac{1}{4}(1.5-1)^4 + \frac{1}{5}(1.5-1)^5 - \frac{1}{6}(1.5-1)^6 \\
 &= \frac{259}{640} \\
 &\approx 0.404688.
 \end{aligned}$$

This is a good approximation as a calculator shows that  $\ln(1.5) \approx 0.4055$ . Figure 4.5.14 below plots  $y = \ln(x)$  with  $y = p_6(x)$ . We can see that  $\ln(1.5) \approx p_6(1.5)$ .

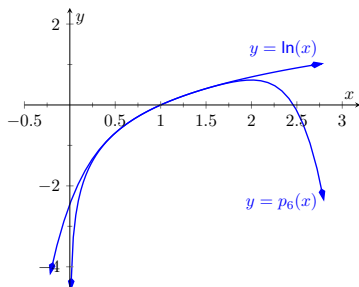
$f(x) = \ln(x)$	$f(1) = 0$
$f'(x) = \frac{1}{x}$	$f'(1) = 1$
$f''(x) = -\frac{1}{x^2}$	$f''(1) = -1$
$f'''(x) = \frac{2}{x^3}$	$f'''(1) = 2$
$f^{(4)}(x) = -\frac{6}{x^4}$	$f^{(4)}(1) = -6$
$\vdots$	$\vdots$
$f^{(n)}(x) = \frac{(-1)^{n+1}(n-1)!}{x^n}$	$f^{(n)}(1) = (-1)^{n+1}(n-1)!$

**Figure 4.5.13** Derivatives of  $\ln(x)$  evaluated at  $x = 1$

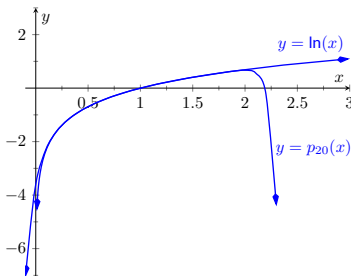
3. We approximate  $\ln 2$  with  $p_6(2)$ :

$$\begin{aligned} p_6(2) &= (2-1) - \frac{1}{2}(2-1)^2 + \frac{1}{3}(2-1)^3 - \frac{1}{4}(2-1)^4 + \cdots \\ &\quad \cdots + \frac{1}{5}(2-1)^5 - \frac{1}{6}(2-1)^6 \\ &= 1 - \frac{1}{2} + \frac{1}{3} - \frac{1}{4} + \frac{1}{5} - \frac{1}{6} \\ &= \frac{37}{60} \\ &\approx 0.616667. \end{aligned}$$

This approximation is not terribly impressive: a hand held calculator shows that  $\ln(2) \approx 0.693147$ . The graph in Figure 4.5.14 shows that  $p_6(x)$  provides less accurate approximations of  $\ln(x)$  as  $x$  gets close to 0 or 2. Surprisingly enough, even the 20th degree Taylor polynomial fails to approximate  $\ln(x)$  for  $x > 2$  very well, as shown in Figure 4.5.15. We'll soon discuss why this is.



**Figure 4.5.14** A plot of  $y = \ln(x)$  and its 6th degree Taylor polynomial at  $x = 1$



**Figure 4.5.15** A plot of  $y = \ln(x)$  and its 20<sup>th</sup> degree Taylor polynomial at  $x = 1$

Taylor polynomials are used to approximate functions  $f(x)$  in mainly two situations:

1. When  $f(x)$  is known, but perhaps “hard” to compute directly. For instance, we can define the cosine of an angle as either the ratio of sides of a right triangle (“adjacent over hypotenuse”) or using the definition in terms of the unit circle. However, neither of these provides a convenient way of computing  $\cos(2)$ . A Taylor polynomial of sufficiently high degree can provide a reasonable method of computing such values using only operations usually hard-wired into a computer (+, −, × and ÷).
2. When  $f(x)$  is not known, but information about its derivatives is known. This occurs more often than one might think, especially in the study of differential equations.

In both situations, a critical piece of information to have is “How good is my approximation?” If we use a Taylor polynomial to compute  $\cos(2)$ , how do we know how accurate the approximation is?

Although much of the content presented in Calculus concerns the search for exact answers to problems such as integration and differentiation, many practical applications of calculus involve attempts to find *approximations*; for example, using Newton's Method to approximate the zeros of a function, or numerical integration to approximate the value of an integral that cannot be solved exactly. Whenever an approximation is used, one naturally wishes to know how good

Video solution



[youtu.be/watch?v=6BeNQe0hl3k](https://youtu.be/watch?v=6BeNQe0hl3k)

As always in calculus, angles are measured in radians, so the 2 in  $\cos(2)$  is an angle of 2 radians.

Even though Taylor polynomials *could* be used in calculators and computers to calculate values of trigonometric functions, in practice they generally aren't. Other more efficient and accurate methods have been developed, such as the CORDIC algorithm. However, understanding how Taylor polynomials could be used is important to developing an understanding of various approximating techniques.

the approximation is. In other words, we look for a bound on the error introduced by working with an approximation. The following theorem gives bounds on the error introduced in using a Taylor (and hence Maclaurin) polynomial to approximate a function.

**Theorem 4.5.16 Taylor's Theorem.**

1. Let  $f$  be a function whose  $(n+1)$ th derivative exists on an interval  $I$  and let  $c$  be in  $I$ . Then, for each  $x$  in  $I$ , there exists  $z_x$  between  $x$  and  $c$  such that

$$f(x) = f(c) + f'(c)(x-c) + \frac{f''(c)}{2!}(x-c)^2 + \cdots + \frac{f^{(n)}(c)}{n!}(x-c)^n + R_n(x),$$

$$\text{where } R_n(x) = \frac{f^{(n+1)}(z_x)}{(n+1)!}(x-c)^{(n+1)}.$$

$$2. |R_n(x)| \leq \frac{\max |f^{(n+1)}(z)|}{(n+1)!} |(x-c)^{(n+1)}|, \text{ where } z \text{ is in } I.$$

The first part of Taylor's Theorem states that  $f(x) = p_n(x) + R_n(x)$ , where  $p_n(x)$  is the  $n$ th order Taylor polynomial and  $R_n(x)$  is the remainder, or error, in the Taylor approximation. The second part gives bounds on how big that error can be. If the  $(n+1)$ th derivative is large on  $I$ , the error may be large; if  $x$  is far from  $c$ , the error may also be large. However, the  $(n+1)!$  term in the denominator tends to ensure that the error gets smaller as  $n$  increases.

The following example computes error estimates for the approximations of  $\ln(1.5)$  and  $\ln(2)$  made in Example 4.5.12.

**Example 4.5.18 Finding error bounds of a Taylor polynomial.**

Use Theorem 4.5.16 to find error bounds when approximating  $\ln(1.5)$  and  $\ln(2)$  with  $p_6(x)$ , the Taylor polynomial of degree 6 of  $f(x) = \ln(x)$  at  $x = 1$ , as calculated in Example 4.5.12.

**Solution.**

1. We start with the approximation of  $\ln(1.5)$  with  $p_6(1.5)$ . The theorem references an open interval  $I$  that contains both  $x$  and  $c$ . The smaller the interval we use the better; it will give us a more accurate (and smaller!) approximation of the error. We let  $I = (0.9, 1.6)$ , as this interval contains both  $c = 1$  and  $x = 1.5$ . The theorem references  $\max |f^{(n+1)}(z)|$ . In our situation, this is asking "How big can the 7th derivative of  $y = \ln(x)$  be on the interval  $(0.9, 1.6)$ ?" The seventh derivative is  $y = -6!/x^7$ . The largest absolute value it attains on  $I$  is about 1506. (There are no critical numbers of  $f^{(7)}$  in the interval so we evaluate the endpoints:  $f^{(7)}(0.9) \approx 1506$  and  $f^{(7)}(1.6) \approx 27$ .) In particular, we are evaluating at  $x = 1.5$ , so we let  $x = 1.5$ . Thus we can bound the error as:

$$\begin{aligned} |R_6(1.5)| &\leq \frac{\max |f^{(7)}(z)|}{7!} |(1.5-1)^7| \\ &\leq \frac{1506}{5040} \cdot \frac{1}{2^7} \\ &\approx 0.0023. \end{aligned}$$

One way of quantifying the extent to which one function approximates another is using the order to which they agree. We say that two functions  $f$  and  $g$  agree to order  $n$  at  $c$  if  $n$  is the largest integer for which

$$\lim_{x \rightarrow c} \frac{f(x) - g(x)}{(x-c)^n} = 0.$$

Taylor's Theorem tells us that a function and its degree  $n$  Taylor polynomial agree to order  $n$ . Roughly speaking, this means that their difference goes to zero faster than the  $n$ th power of  $x - c$  as  $x$  approaches  $c$ .



[youtu.be/watch?v=2IHECY8dFN0](https://youtu.be/watch?v=2IHECY8dFN0)

**Figure 4.5.17** Video presentation of Theorem 4.5.16

We computed  $p_6(1.5) = 0.404688$ ; using a calculator, we find  $\ln(1.5) \approx 0.405465$ , so the actual error is about 0.000778, which is less than our bound of 0.0023. This affirms Taylor's Theorem; the theorem states that our approximation would be within about 2 thousandths of the actual value, whereas the approximation was actually closer. [Taylor's Theorem](#) only gives an upper bound on the error.

2. We again find an interval  $I$  that contains both  $c = 1$  and  $x = 2$ ; we choose  $I = (0.9, 2.1)$ . The maximum value of the seventh derivative of  $f$  on this interval is again about 1506 (as the largest values come near  $x = 0.9$ ). Thus

$$\begin{aligned} |R_6(2)| &\leq \frac{\max |f^{(7)}(z)|}{7!} |(2-1)^7| \\ &\leq \frac{1506}{5040} \cdot 1^7 \\ &\approx 0.30. \end{aligned}$$

This bound is not as nearly as good as before. Using the degree 6 Taylor polynomial at  $x = 1$  will bring us within 0.3 of the correct answer. As  $p_6(2) \approx 0.61667$ , our error estimate guarantees that the actual value of  $\ln(2)$  is somewhere between 0.31667 and 0.91667. These bounds are not particularly useful. In reality, our approximation was only off by about 0.07. However, we are approximating ostensibly because we do not know the real answer. In order to be assured that we have a good approximation, we would have to resort to using a polynomial of higher degree.

Video solution



[youtu.be/watch?v=TBV4-X7HoHk](https://youtu.be/watch?v=TBV4-X7HoHk)

We practice again. This time, we use Taylor's theorem to find  $n$  that guarantees our approximation is within a certain amount.

#### Example 4.5.19 Finding sufficiently accurate Taylor polynomials.

Find  $n$  such that the  $n$ th Taylor polynomial of  $f(x) = \cos(x)$  at  $x = 0$  approximates  $\cos(2)$  to within 0.001 of the actual answer. What is  $p_n(2)$ ?

**Solution.** Following Taylor's theorem, we need bounds on the size of the derivatives of  $f(x) = \cos(x)$ . In the case of this trigonometric function, this is easy. All derivatives of cosine are  $\pm \sin(x)$  or  $\pm \cos(x)$ . In all cases, these functions are never greater than 1 in absolute value. We want the error to be less than 0.001. To find the appropriate  $n$ , consider the following inequalities:

$$\begin{aligned} \frac{\max |f^{(n+1)}(z)|}{(n+1)!} |(2-0)^{(n+1)}| &\leq 0.001 \\ \frac{1}{(n+1)!} \cdot 2^{(n+1)} &\leq 0.001. \end{aligned}$$

We find an  $n$  that satisfies this last inequality with trial-and-error. When  $n = 8$ , we have  $\frac{2^{8+1}}{(8+1)!} \approx 0.0014$ ; when  $n = 9$ , we have  $\frac{2^{9+1}}{(9+1)!} \approx 0.000282 < 0.001$ . Thus we want to approximate  $\cos(2)$  with  $p_9(2)$ .

We now set out to compute  $p_9(x)$ . We again need a table of the derivatives of  $f(x) = \cos(x)$  evaluated at  $x = 0$ . A table of these values is given in Figure 4.5.20.

Notice how the derivatives, evaluated at  $x = 0$ , follow a certain pattern. All the odd powers of  $x$  in the Taylor polynomial will disappear as their coefficient is 0. While our error bounds state that we need  $p_9(x)$ , our work shows that this will be the same as  $p_8(x)$ .

Since we are forming our polynomial at  $x = 0$ , we are creating a Maclaurin polynomial, and:

$$\begin{aligned} p_8(x) &= f(0) + f'(0)x + \frac{f''(0)}{2!}x^2 + \frac{f'''(0)}{3!}x^3 + \cdots + \frac{f^{(8)}(0)}{8!}x^8 \\ &= 1 - \frac{1}{2!}x^2 + \frac{1}{4!}x^4 - \frac{1}{6!}x^6 + \frac{1}{8!}x^8. \end{aligned}$$

We finally approximate  $\cos(2)$ :

$$\cos(2) \approx p_8(2) = -\frac{131}{315} \approx -0.41587.$$

Our error bound guarantee that this approximation is within 0.001 of the correct answer. Technology shows us that our approximation is actually within about 0.0003 of the correct answer.

Figure 4.5.21 shows a graph of  $y = p_8(x)$  and  $y = \cos(x)$ . Note how well the two functions agree on about  $(-\pi, \pi)$ .

#### Example 4.5.22 Finding and using Taylor polynomials.

1. Find the degree 4 Taylor polynomial,  $p_4(x)$ , for  $f(x) = \sqrt{x}$  at  $x = 4$ .
2. Use  $p_4(x)$  to approximate  $\sqrt{3}$ .
3. Find bounds on the error when approximating  $\sqrt{3}$  with  $p_4(3)$ .

#### Solution.

1. We begin by evaluating the derivatives of  $f$  at  $x = 4$ . This is done in Figure 4.5.23.

These values allow us to form the Taylor polynomial  $p_4(x)$ :

$$\begin{aligned} p_4(x) &= 2 + \frac{1}{4}(x-4) + \frac{-1/32}{2!}(x-4)^2 + \cdots \\ &\quad \cdots \frac{3/256}{3!}(x-4)^3 + \frac{-15/2048}{4!}(x-4)^4. \end{aligned}$$

2. As  $p_4(x) \approx \sqrt{x}$  near  $x = 4$ , we approximate  $\sqrt{3}$  with  $p_4(3) = 1.73212$ .
3. To find a bound on the error, we need an open interval that contains  $x = 3$  and  $x = 4$ . We set  $I = (2.9, 4.1)$ . The largest value the fifth derivative of  $f(x) = \sqrt{x}$  takes on this interval is near  $x = 2.9$ , at about 0.0273. (We often graph the  $(n+1)^{th}$  derivative to find its extrema. In this case is  $f^{(5)}(x) = 105/(32x^{9/2})$  is

$f(x) = \cos(x)$	$f(0) = 1$
$f'(x) = -\sin(x)$	$f'(0) = 0$
$f''(x) = -\cos(x)$	$f''(0) = -1$
$f'''(x) = \sin(x)$	$f'''(0) = 0$
$f^{(4)}(x) = \cos(x)$	$f^{(4)}(0) = 1$
$f^{(5)}(x) = -\sin(x)$	$f^{(5)}(0) = 0$
$f^{(6)}(x) = -\cos(x)$	$f^{(6)}(0) = -1$
$f^{(7)}(x) = \sin(x)$	$f^{(7)}(0) = 0$
$f^{(8)}(x) = \cos(x)$	$f^{(8)}(0) = 1$
$f^{(9)}(x) = -\sin(x)$	$f^{(9)}(0) = 0$

Figure 4.5.20 A table of the derivatives of  $f(x) = \cos(x)$  evaluated at  $x = 0$

#### Video solution



[youtu.be/watch?v=zg1W9miUCB4](https://youtu.be/watch?v=zg1W9miUCB4)

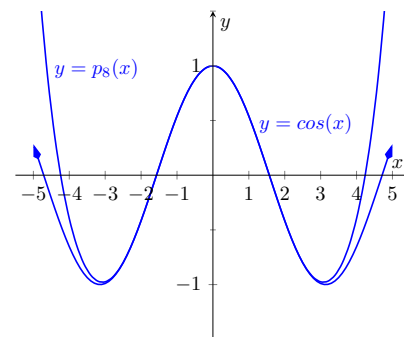


Figure 4.5.21 A graph of  $f(x) = \cos(x)$  and its degree 8 Maclaurin polynomial

$f(x) = \sqrt{x}$	$f(4) = 2$
$f'(x) = \frac{1}{2\sqrt{x}}$	$f'(4) = \frac{1}{4}$
$f''(x) = \frac{-1}{4x^{3/2}}$	$f''(4) = \frac{-1}{32}$
$f'''(x) = \frac{3}{8x^{5/2}}$	$f'''(4) = \frac{3}{256}$
$f^{(4)}(x) = \frac{-15}{16x^{7/2}}$	$f^{(4)}(4) = \frac{-15}{2048}$

Figure 4.5.23 A table of the derivatives of  $f(x) = \sqrt{x}$  evaluated at  $x = 4$



always decreasing, so the maximum occurs at 2.9.) Thus

$$|R_4(3)| \leq \frac{0.0273}{5!} |(3-4)^5| \approx 0.00023.$$

This shows our approximation is accurate to at least the first 2 places after the decimal. (It turns out that our approximation is actually accurate to 4 places after the decimal.) A graph of  $f(x) = \sqrt{x}$  and  $p_4(x)$  is given in Figure 4.5.24. Note how the two functions are nearly indistinguishable on  $(2, 7)$ .

Our final example gives a brief introduction to using Taylor polynomials to solve differential equations.

#### Example 4.5.25 Approximating an unknown function.

A function  $y = f(x)$  is unknown save for the following two facts.

1.  $y(0) = f(0) = 1$ , and
2.  $y' = y^2$

(This second fact says that amazingly, the derivative of the function is actually the function squared!)

Find the degree 3 Maclaurin polynomial  $p_3(x)$  of  $y = f(x)$ .

**Solution.** One might initially think that not enough information is given to find  $p_3(x)$ . However, note how the second fact above actually lets us know what  $y'(0)$  is:

$$y' = y^2 \Rightarrow y'(0) = y^2(0).$$

Since  $y(0) = 1$ , we conclude that  $y'(0) = 1$ .

Now we find information about  $y''$ . Starting with  $y' = y^2$ , take derivatives of both sides, with respect to  $x$ . That means we must use implicit differentiation.

$$\begin{aligned} y' &= y^2 \\ \frac{d}{dx}(y') &= \frac{d}{dx}(y^2) \\ y'' &= 2y \cdot y'. \end{aligned}$$

Now evaluate both sides at  $x = 0$ :

$$\begin{aligned} y''(0) &= 2y(0) \cdot y'(0) \\ y''(0) &= 2. \end{aligned}$$

We repeat this once more to find  $y'''(0)$ . We again use implicit differentiation; this time the Product Rule is also required.

$$\begin{aligned} \frac{d}{dx}(y'') &= \frac{d}{dx}(2yy') \\ y''' &= 2y' \cdot y' + 2y \cdot y''. \end{aligned}$$

Now evaluate both sides at  $x = 0$ :

$$y'''(0) = 2y'(0)^2 + 2y(0)y''(0)$$

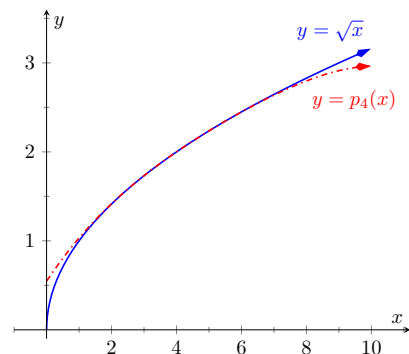


Figure 4.5.24 A graph of  $f(x) = \sqrt{x}$  and its degree 4 Taylor polynomial at  $x = 4$

$$y'''(0) = 2 + 4 = 6.$$

In summary, we have:

$$y(0) = 1 \quad y'(0) = 1 \quad y''(0) = 2 \quad y'''(0) = 6.$$

We can now form  $p_3(x)$ :

$$\begin{aligned} p_3(x) &= 1 + x + \frac{2}{2!}x^2 + \frac{6}{3!}x^3 \\ &= 1 + x + x^2 + x^3. \end{aligned}$$

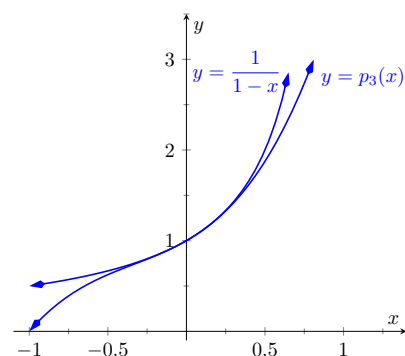
It turns out that the differential equation we started with,  $y' = y^2$ , where  $y(0) = 1$ , can be solved without too much difficulty:

$$y = \frac{1}{1-x}.$$

Figure 4.5.26 shows this function plotted with  $p_3(x)$ . Note how similar they are near  $x = 0$ .

It is beyond the scope of this text to pursue error analysis when using Taylor polynomials to approximate solutions to differential equations. This topic is often broached in introductory Differential Equations courses and usually covered in depth in Numerical Analysis courses. Such an analysis is very important; one needs to know how good their approximation is. We explored this example simply to demonstrate the usefulness of Taylor polynomials.

We first learned of the derivative in the context of instantaneous rates of change and slopes of tangent lines. We furthered our understanding of the power of the derivative by studying how it relates to the graph of a function (leading to ideas of increasing/decreasing and concavity).



**Figure 4.5.26** A graph of  $y = -1/(x-1)$  and  $y = p_3(x)$  from Example 4.5.25

### 4.5.1 Exercises

#### Terms and Concepts

1. What is the difference between a Taylor polynomial and a Maclaurin polynomial?
2. True or False? In general,  $p_n(x)$  approximates  $f(x)$  better and better as  $n$  gets larger. (☐ True ☐ False)
3. For some function  $f(x)$ , the Maclaurin polynomial of degree 4 is  $p_4(x) = 6 + 3x - 4x^2 + 5x^3 - 7x^4$ . What is  $p_2(x)$ ?
4. For some function  $f(x)$ , the Maclaurin polynomial of degree 4 is  $p_4(x) = 6 + 3x - 4x^2 + 5x^3 - 7x^4$ . What is  $f'''(0)$ ?

#### Problems

**Exercise Group.** In the following exercises, find the Maclaurin polynomial of degree  $n$  for the given function.

- |  |  |
|--|--|
| 5. Find the Maclaurin polynomial of degree $n = 3$ for $f(x) = e^{-x}$ .         | 6. Find the Maclaurin polynomial of degree $n = 8$ for $f(x) = \sin(x)$ .        |
| 7. Find the Maclaurin polynomial of degree $n = 5$ for $f(x) = x \cdot e^x$ .    | 8. Find the Maclaurin polynomial of degree $n = 6$ for $f(x) = \tan(x)$ .        |
| 9. Find the Maclaurin polynomial of degree $n = 4$ for $f(x) = e^{2x}$ .         | 10. Find the Maclaurin polynomial of degree $n = 4$ for $f(x) = \frac{1}{1-x}$ . |
| 11. Find the Maclaurin polynomial of degree $n = 4$ for $f(x) = \frac{1}{1+x}$ . | 12. Find the Maclaurin polynomial of degree $n = 7$ for $f(x) = \frac{1}{1+x}$ . |

**Exercise Group.** In the following exercises, find the Taylor polynomial of degree  $n$ , at  $x = c$ , for the given function.

- |  |   |
|--|---|
| 13. Find the Taylor polynomial for $f(x) = \sqrt{x}$ of degree $n = 4$ , at $c = 1$ .      | 14. Find the degree $n = 4$ Taylor polynomial for $f(x) = \ln(x+1)$ , at $c = 1$ .      |
| 15. Find the degree $n = 6$ Taylor polynomial for $f(x) = \cos(x)$ , at $c = \pi/4$ .      | 16. Find the degree $n = 5$ Taylor polynomial for $f(x) = \sin(x)$ , at $c = \pi/6$ .   |
| 17. Find the degree $n = 5$ Taylor polynomial for $f(x) = \frac{1}{x}$ , at $c = 2$ .      | 18. Find the degree $n = 8$ Taylor polynomial for $f(x) = \frac{1}{x^2}$ , at $c = 1$ . |
| 19. Find the degree $n = 3$ Taylor polynomial for $f(x) = \frac{1}{x^2+1}$ , at $c = -1$ . | 20. Find the degree $n = 2$ Taylor polynomial for $f(x) = x^2 \cos(x)$ , at $c = \pi$ . |

**Exercise Group.** In the following exercises, approximate the function value with the indicated Taylor polynomial and give approximate bounds on the error.

- |  |   |
|--|---|
| 21. Approximate $\sin(0.1)$ with the Maclaurin polynomial of degree 3.                   | 22. Approximate $\cos(1)$ with the Maclaurin polynomial of degree 4.                    |
| 23. Approximate $\sqrt{10}$ with the Taylor polynomial of degree 2 centered at $x = 9$ . | 24. Approximate $\ln(1.5)$ with the Taylor polynomial of degree 3 centered at $x = 1$ . |

**Exercise Group.** The following exercises ask for an  $n$  to be found such that  $p_n(x)$  approximates  $f(x)$  within a certain bound of accuracy.

- |   |  |
|---|--|
| 25. Find $n$ such that the Maclaurin polynomial of degree $n$ of $f(x) = e^x$ approximates $e$ within 0.0001 of the actual value. | 26. Find $n$ such that the Taylor polynomial of degree $n$ of $f(x) = \sqrt{x}$ , centered at $x = 4$ , approximates $\sqrt{3}$ within 0.0001 of the actual value. |
|---|--|

27. Find  $n$  such that the Maclaurin polynomial of degree  $n$  of  $f(x) = \cos(x)$  approximates  $\cos(\pi/3)$  within 0.0001 of the actual value.
28. Find  $n$  such that the Maclaurin polynomial of degree  $n$  of  $f(x) = \sin(x)$  approximates  $\cos(\pi)$  within 0.0001 of the actual value.

**Exercise Group.** In the following exercises, find the  $n$ th term of the indicated Taylor polynomial.

29. Find a formula for the  $n$ th term of the Maclaurin polynomial for  $f(x) = e^x$ .
30. Find a formula for the  $n$ th term of the Maclaurin polynomial for  $f(x) = \cos(x)$ .
31. Find a formula for the  $n$ th term of the Maclaurin polynomial for  $f(x) = \sin x$ .
32. Find a formula for the  $n$ th term of the Maclaurin polynomial for  $f(x) = \frac{1}{1-x}$ .
33. Find a formula for the  $n$ th term of the Maclaurin polynomial for  $f(x) = \frac{1}{1+x}$ .
34. Find a formula for the  $n$ th term of the Taylor polynomial for  $f(x) = \ln(x)$  centered at  $x = 1$ .

**Exercise Group.** In the following exercises, approximate the solution to the given differential equation with a degree 4 Maclaurin polynomial.

35.  $y' = y, y(0) = 1$
36.  $y' = 5y, y(0) = 3$
37.  $y' = \frac{2}{y}, y(0) = 1$

## 4.6 L'Hospital's Rule

While this chapter is devoted to learning techniques of integration, this section is not about integration. Rather, it is concerned with a technique of evaluating certain limits that will be useful in the following section, where integration is once more discussed.

Our treatment of limits exposed us to the notion of “0/0”, an indeterminate form. If  $\lim_{x \rightarrow c} f(x) = 0$  and  $\lim_{x \rightarrow c} g(x) = 0$ , we do not conclude that  $\lim_{x \rightarrow c} f(x)/g(x)$  is 0/0; rather, we use 0/0 as notation to describe the fact that both the numerator and denominator approach 0. The expression 0/0 has no numeric value; other work must be done to evaluate the limit.

Other indeterminate forms exist; they are:  $\infty/\infty$ ,  $0 \cdot \infty$ ,  $\infty - \infty$ ,  $0^0$ ,  $1^\infty$  and  $\infty^0$ . Just as “0/0” does not mean “divide 0 by 0,” the expression “ $\infty/\infty$ ” does not mean “divide infinity by infinity.” Instead, it means “a quantity is growing without bound and is being divided by another quantity that is growing without bound.” We cannot determine from such a statement what value, if any, results in the limit. Likewise, “ $0 \cdot \infty$ ” does not mean “multiply zero by infinity.” Instead, it means “one quantity is shrinking to zero, and is being multiplied by a quantity that is growing without bound.” We cannot determine from such a description what the result of such a limit will be.

This section introduces l'Hospital's Rule, a method of resolving limits that produce the indeterminate forms 0/0 and  $\infty/\infty$ . We'll also show how algebraic manipulation can be used to convert other indeterminate expressions into one of these two forms so that our new rule can be applied.



[youtu.be/watch?v=\\_tRdRiWmFhM](https://youtu.be/watch?v=_tRdRiWmFhM)

**Figure 4.6.1** Video introduction to Section 4.6

### 4.6.1 L'Hospital's Rule with indeterminate forms 0/0 and $\infty/\infty$

#### Theorem 4.6.2 L'Hospital's Rule, Part 1.

Let  $\lim_{x \rightarrow c} f(x) = 0$  and  $\lim_{x \rightarrow c} g(x) = 0$ , where  $f$  and  $g$  are differentiable functions on an open interval  $I$  containing  $c$ , and  $g'(x) \neq 0$  on  $I$  except possibly at  $c$ . If

$$\lim_{x \rightarrow c} \frac{f'(x)}{g'(x)} = L,$$

then

$$\lim_{x \rightarrow c} \frac{f(x)}{g(x)} = L,$$

where  $L$  is a real number, or  $L = \pm\infty$ . The result applies to one-sided limits as well.

We demonstrate the use of l'Hospital's Rule in the following examples; we will often use “LHR” as an abbreviation of “l'Hospital's Rule.”

#### Example 4.6.3 Using l'Hospital's Rule.

Evaluate the following limits, using l'Hospital's Rule as needed.

1.  $\lim_{x \rightarrow 0} \frac{\sin(x)}{x}$

3.  $\lim_{x \rightarrow 0} \frac{x^2}{1 - \cos(x)}$

2.  $\lim_{x \rightarrow 1} \frac{\sqrt{x+3} - 2}{1 - x}$

4.  $\lim_{x \rightarrow 2} \frac{x^2 + x - 6}{x^2 - 3x + 2}$

**Solution.**

To use Theorem 4.6.2 in practice, notice that there are two conditions we need to check. First, the original limit needs to be of the “0/0” form. Second, the new limit (involving the derivatives of  $f$  and  $g$ ) must exist (or be infinite).

In some cases, the new limit will also be 0/0, in which case we can apply l'Hospital's rule again. The rule can be applied repeatedly (taking additional derivatives), as long as we reach a step where the limit exists.

1. We proved this limit is 1 in [Example 1.3.13](#) using the Squeeze Theorem. Here we use l'Hospital's Rule to show its power.

$$\lim_{x \rightarrow 0} \frac{\sin(x)}{x} \stackrel{\text{by LHR}}{=} \lim_{x \rightarrow 0} \frac{\cos(x)}{1} = 1.$$

2.

$$\lim_{x \rightarrow 1} \frac{\sqrt{x+3} - 2}{1-x} \stackrel{\text{by LHR}}{=} \lim_{x \rightarrow 1} \frac{\frac{1}{2}(x+3)^{-1/2}}{-1} = -\frac{1}{4}.$$

3.

$$\lim_{x \rightarrow 0} \frac{x^2}{1 - \cos(x)} \stackrel{\text{by LHR}}{=} \lim_{x \rightarrow 0} \frac{2x}{\sin(x)}.$$

This latter limit also evaluates to the 0/0 indeterminate form. To evaluate it, we apply l'Hospital's Rule again.

$$\lim_{x \rightarrow 0} \frac{2x}{\sin(x)} \stackrel{\text{by LHR}}{=} \frac{2}{\cos(x)} = 2.$$

$$\text{Thus } \lim_{x \rightarrow 0} \frac{x^2}{1 - \cos(x)} = 2.$$

4. We already know how to evaluate this limit; first factor the numerator and denominator. We then have:

$$\lim_{x \rightarrow 2} \frac{x^2 + x - 6}{x^2 - 3x + 2} = \lim_{x \rightarrow 2} \frac{(x-2)(x+3)}{(x-2)(x-1)} = \lim_{x \rightarrow 2} \frac{x+3}{x-1} = 5.$$

We now show how to solve this using l'Hospital's Rule.

$$\lim_{x \rightarrow 2} \frac{x^2 + x - 6}{x^2 - 3x + 2} \stackrel{\text{by LHR}}{=} \lim_{x \rightarrow 2} \frac{2x + 1}{2x - 3} = 5.$$

Note that at each step where l'Hospital's Rule was applied, it was *needed*: the initial limit returned the indeterminate form of "0/0." If the initial limit returns, for example, 1/2, then l'Hospital's Rule does not apply.

The following theorem extends our initial version of l'Hospital's Rule in two ways. It allows the technique to be applied to the indeterminate form  $\infty/\infty$  and to limits where  $x$  approaches  $\pm\infty$ .

#### Theorem 4.6.4 l'Hospital's Rule, Part 2.

1. Let  $\lim_{x \rightarrow a} f(x) = \pm\infty$  and  $\lim_{x \rightarrow a} g(x) = \pm\infty$ , where  $f$  and  $g$  are differentiable on an open interval  $I$  containing  $a$ . If

$$\lim_{x \rightarrow a} \frac{f'(x)}{g'(x)} = L,$$

then

$$\lim_{x \rightarrow a} \frac{f(x)}{g(x)} = L,$$

where  $L$  is a real number, or  $L = \pm\infty$ . The result applies to one-sided limits as well.

2. Let  $f$  and  $g$  be differentiable functions on the open interval  $(a, \infty)$  for some value  $a$ , where  $g'(x) \neq 0$  on  $(a, \infty)$  and  $\lim_{x \rightarrow \infty} f(x)/g(x)$

Video solution



[youtu.be/watch?v=Y2O3RD9tt34](https://youtu.be/watch?v=Y2O3RD9tt34)

returns either  $0/0$  or  $\infty/\infty$ . If

$$\lim_{x \rightarrow \infty} \frac{f'(x)}{g'(x)} = L,$$

then

$$\lim_{x \rightarrow \infty} \frac{f(x)}{g(x)} = L,$$

where  $L$  is a real number, or  $L = \pm\infty$ . A similar statement can be made for limits where  $x$  approaches  $-\infty$ .

#### Example 4.6.5 Using l'Hospital's Rule with limits involving $\infty$ .

Evaluate the following limits.

$$1. \lim_{x \rightarrow \infty} \frac{3x^2 - 100x + 2}{4x^2 + 5x - 1000} \quad 2. \lim_{x \rightarrow \infty} \frac{e^x}{x^3}.$$

**Solution.**

1. We can evaluate this limit already using [Theorem 1.6.21](#); the answer is  $3/4$ . We apply l'Hospital's Rule to demonstrate its applicability.

$$\lim_{x \rightarrow \infty} \frac{3x^2 - 100x + 2}{4x^2 + 5x - 1000} \stackrel{\text{by LHR}}{=} \lim_{x \rightarrow \infty} \frac{6x - 100}{8x + 5} \stackrel{\text{by LHR}}{=} \lim_{x \rightarrow \infty} \frac{6}{8} = \frac{3}{4}.$$

2.

$$\lim_{x \rightarrow \infty} \frac{e^x}{x^3} \stackrel{\text{by LHR}}{=} \lim_{x \rightarrow \infty} \frac{e^x}{3x^2} \stackrel{\text{by LHR}}{=} \lim_{x \rightarrow \infty} \frac{e^x}{6x} \stackrel{\text{by LHR}}{=} \lim_{x \rightarrow \infty} \frac{e^x}{6} = \infty.$$

Recall that this means that the limit does not exist; as  $x$  approaches  $\infty$ , the expression  $e^x/x^3$  grows without bound. We can infer from this that  $e^x$  grows “faster” than  $x^3$ ; as  $x$  gets large,  $e^x$  is far larger than  $x^3$ . (This has important implications in computing when considering efficiency of algorithms.)

Video solution



[youtu.be/watch?v=1WIItaObKQk](https://youtu.be/watch?v=1WIItaObKQk)

### 4.6.2 Indeterminate Forms $0 \cdot \infty$ and $\infty - \infty$

L'Hospital's Rule can only be applied to ratios of functions. When faced with an indeterminate form such as  $0 \cdot \infty$  or  $\infty - \infty$ , we can sometimes apply algebra to rewrite the limit so that l'Hospital's Rule can be applied. We demonstrate the general idea in the next example.

#### Example 4.6.6 Applying l'Hospital's Rule to other indeterminate forms.

Evaluate the following limits.

$$\begin{array}{ll} 1. \lim_{x \rightarrow 0^+} x \cdot e^{1/x} & 3. \lim_{x \rightarrow \infty} \ln(x+1) - \ln(x) \\ 2. \lim_{x \rightarrow 0^-} x \cdot e^{1/x} & 4. \lim_{x \rightarrow \infty} x^2 - e^x \end{array}$$

**Solution.**

1. As  $x \rightarrow 0^+$ ,  $x \rightarrow 0$  and  $e^{1/x} \rightarrow \infty$ . Thus we have the indeterminate form  $0 \cdot \infty$ . We rewrite the expression  $x \cdot e^{1/x}$  as  $\frac{e^{1/x}}{1/x}$ ; now, as  $x \rightarrow 0^+$ , we get the indeterminate form  $\infty/\infty$  to which l'Hospital's Rule can be applied.

$$\lim_{x \rightarrow 0^+} x \cdot e^{1/x} = \lim_{x \rightarrow 0^+} \frac{e^{1/x}}{1/x} \stackrel{\text{by LHR}}{=} \lim_{x \rightarrow 0^+} \frac{(-1/x^2)e^{1/x}}{-1/x^2} = \lim_{x \rightarrow 0^+} e^{1/x} = \infty.$$

Interpretation:  $e^{1/x}$  grows “faster” than  $x$  shrinks to zero, meaning their product grows without bound.

2. As  $x \rightarrow 0^-$ ,  $x \rightarrow 0$  and  $e^{1/x} \rightarrow e^{-\infty} \rightarrow 0$ . The limit evaluates to  $0 \cdot 0$  which is not an indeterminate form. We conclude then that

$$\lim_{x \rightarrow 0^-} x \cdot e^{1/x} = 0.$$

3. This limit initially evaluates to the indeterminate form  $\infty - \infty$ . By applying a logarithmic rule, we can rewrite the limit as

$$\lim_{x \rightarrow \infty} \ln(x+1) - \ln(x) = \lim_{x \rightarrow \infty} \ln\left(\frac{x+1}{x}\right).$$

As  $x \rightarrow \infty$ , the argument of the  $\ln$  term approaches  $\infty/\infty$ , to which we can apply l'Hospital's Rule.

$$\lim_{x \rightarrow \infty} \frac{x+1}{x} \stackrel{\text{by LHR}}{=} \frac{1}{1} = 1.$$

Since  $x \rightarrow \infty$  implies  $\frac{x+1}{x} \rightarrow 1$ , it follows that

$$x \rightarrow \infty \text{ implies } \ln\left(\frac{x+1}{x}\right) \rightarrow \ln(1) = 0.$$

Thus

$$\lim_{x \rightarrow \infty} \ln(x+1) - \ln(x) = \lim_{x \rightarrow \infty} \ln\left(\frac{x+1}{x}\right) = 0.$$

Interpretation: since this limit evaluates to 0, it means that for large  $x$ , there is essentially no difference between  $\ln(x+1)$  and  $\ln(x)$ ; their difference is essentially 0.

4. The limit  $\lim_{x \rightarrow \infty} x^2 - e^x$  initially returns the indeterminate form  $\infty - \infty$ . We can rewrite the expression by factoring out  $x^2$ ;  $x^2 - e^x = x^2 \left(1 - \frac{e^x}{x^2}\right)$ . We need to evaluate how  $e^x/x^2$  behaves as  $x \rightarrow \infty$ :

$$\lim_{x \rightarrow \infty} \frac{e^x}{x^2} \stackrel{\text{by LHR}}{=} \lim_{x \rightarrow \infty} \frac{e^x}{2x} \stackrel{\text{by LHR}}{=} \lim_{x \rightarrow \infty} \frac{e^x}{2} = \infty.$$

Thus  $\lim_{x \rightarrow \infty} x^2(1 - e^x/x^2)$  evaluates to  $\infty \cdot (-\infty)$ , which is not an indeterminate form; rather,  $\infty \cdot (-\infty)$  evaluates to  $-\infty$ . We conclude that  $\lim_{x \rightarrow \infty} x^2 - e^x = -\infty$ . Interpretation: as  $x$  gets large, the difference between  $x^2$  and  $e^x$  grows very large.

Video solution



[youtu.be/watch?v=wJzKupOv8cg](https://youtu.be/watch?v=wJzKupOv8cg)



### 4.6.3 Indeterminate Forms $0^0$ , $1^\infty$ and $\infty^0$

When faced with an indeterminate form that involves a power, it often helps to employ the natural logarithmic function. The following Key Idea expresses the concept, which is followed by an example that demonstrates its use.

**Key Idea 4.6.7 Evaluating Limits Involving Indeterminate Forms  $0^0$ ,  $1^\infty$  and  $\infty^0$ .**

If  $\lim_{x \rightarrow c} \ln(f(x)) = L$ , then

$$\lim_{x \rightarrow c} f(x) = \lim_{x \rightarrow c} e^{\ln(f(x))} = e^L.$$

**Example 4.6.8 Using l'Hospital's Rule with indeterminate forms involving exponents.**

Evaluate the following limits.

$$1. \lim_{x \rightarrow \infty} \left(1 + \frac{1}{x}\right)^x \qquad 2. \lim_{x \rightarrow 0^+} x^x$$

**Solution.**

1. This is equivalent to a special limit given in [Theorem 1.3.17](#); these limits have important applications within mathematics and finance. Note that the exponent approaches  $\infty$  while the base approaches 1, leading to the indeterminate form  $1^\infty$ . Let  $f(x) = (1 + 1/x)^x$ ; the problem asks to evaluate  $\lim_{x \rightarrow \infty} f(x)$ . Let's first evaluate  $\lim_{x \rightarrow \infty} \ln(f(x))$ .

$$\begin{aligned} \lim_{x \rightarrow \infty} \ln(f(x)) &= \lim_{x \rightarrow \infty} \ln\left(1 + \frac{1}{x}\right)^x \\ &= \lim_{x \rightarrow \infty} x \ln\left(1 + \frac{1}{x}\right) \\ &= \lim_{x \rightarrow \infty} \frac{\ln(1 + \frac{1}{x})}{1/x} \end{aligned}$$

This produces the indeterminate form  $0/0$ , so we apply l'Hospital's Rule.

$$\begin{aligned} &= \lim_{x \rightarrow \infty} \frac{\frac{1}{1+1/x} \cdot (-1/x^2)}{(-1/x^2)} \\ &= \lim_{x \rightarrow \infty} \frac{1}{1 + 1/x} \\ &= 1. \end{aligned}$$

Thus  $\lim_{x \rightarrow \infty} \ln(f(x)) = 1$ . We return to the original limit and apply [Key Idea 4.6.7](#).

$$\lim_{x \rightarrow \infty} \left(1 + \frac{1}{x}\right)^x = \lim_{x \rightarrow \infty} f(x) = \lim_{x \rightarrow \infty} e^{\ln(f(x))} = e^1 = e.$$

2. This limit leads to the indeterminate form  $0^0$ . Let  $f(x) = x^x$  and consider first  $\lim_{x \rightarrow 0^+} \ln(f(x))$ .

$$\begin{aligned}\lim_{x \rightarrow 0^+} \ln(f(x)) &= \lim_{x \rightarrow 0^+} \ln(x^x) \\ &= \lim_{x \rightarrow 0^+} x \ln(x) \\ &= \lim_{x \rightarrow 0^+} \frac{\ln(x)}{1/x}.\end{aligned}$$

This produces the indeterminate form  $-\infty/\infty$  so we apply l'Hospital's Rule.

$$\begin{aligned}&= \lim_{x \rightarrow 0^+} \frac{1/x}{-1/x^2} \\ &= \lim_{x \rightarrow 0^+} -x \\ &= 0.\end{aligned}$$

Thus  $\lim_{x \rightarrow 0^+} \ln(f(x)) = 0$ . We return to the original limit and apply [Key Idea 4.6.7](#).

$$\lim_{x \rightarrow 0^+} x^x = \lim_{x \rightarrow 0^+} f(x) = \lim_{x \rightarrow 0^+} e^{\ln(f(x))} = e^0 = 1.$$

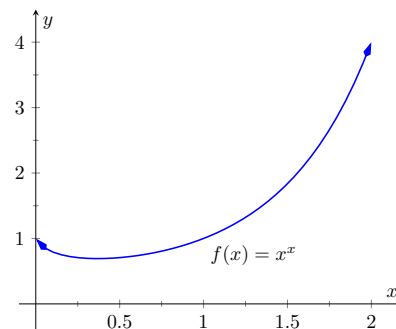
This result is supported by the graph of  $f(x) = x^x$  given in [Figure 4.6.9](#).

Our brief revisit of limits will be rewarded in the next section where we consider *improper integration*. So far, we have only considered definite integrals where the bounds are finite numbers, such as  $\int_0^1 f(x) dx$ . Improper integration considers integrals where one, or both, of the bounds are “infinity.” Such integrals have many uses and applications, in addition to generating ideas that are enlightening.

Video solution



[youtu.be/watch?v=wHCd7Wsxzug](https://youtu.be/watch?v=wHCd7Wsxzug)



**Figure 4.6.9** A graph of  $f(x) = x^x$  supporting the fact that as  $x \rightarrow 0^+$ ,  $f(x) \rightarrow 1$

## 4.6.4 Exercises

## Terms and Concepts

- List the different indeterminate forms described in this section.
- T/F: l'Hospital's Rule provides a faster method of computing derivatives. (☐ True ☐ False)
- l'Hospital's Rule states that  $\frac{d}{dx} \left[ \frac{f(x)}{g(x)} \right] = \frac{f'(x)}{g'(x)}$ . (☐ True ☐ False)
- Explain what the indeterminate form " $1^\infty$ " means.
- Fill in the blanks: The Quotient Rule is applied to  $\frac{f(x)}{g(x)}$  when taking ; l'Hospital's Rule is applied when taking certain .
- Create (but do not evaluate!) a limit that returns " $\infty^0$ ".
- Create a function  $f(x)$  such that  $\lim_{x \rightarrow 1} f(x)$  returns " $0^0$ ".
- Create a function  $f(x)$  such that  $\lim_{x \rightarrow \infty} f(x)$  returns " $0 \cdot \infty$ ".

## Problems

**Exercise Group.** Evaluate the given limit using l'Hospital's rule.

9.  $\lim_{x \rightarrow 1} \frac{x^2 + x - 2}{x - 1}$  10.

$$\lim_{x \rightarrow 2} \frac{x^2 + x - 6}{x^2 - 7x + 10}$$

11.  $\lim_{x \rightarrow \pi} \frac{\sin(x)}{x - \pi}$  12.

$$\lim_{x \rightarrow \pi/4} \frac{\sin(x) - \cos(x)}{\cos(2x)}$$

13.  $\lim_{x \rightarrow 0} \frac{\sin(5x)}{x}$  14.

$$\lim_{x \rightarrow 0} \frac{\sin(2x)}{x + 2}$$

15.  $\lim_{x \rightarrow 0} \frac{\sin(2x)}{\sin(3x)}$  16.

$$\lim_{x \rightarrow 0} \frac{\sin(ax)}{\sin(bx)}$$

17.  $\lim_{x \rightarrow 0^+} \frac{e^x - 1}{x^2}$  18.

$$\lim_{x \rightarrow 0^+} \frac{e^x - x - 1}{x^2}$$

19.  $\lim_{x \rightarrow 0^+} \frac{x - \sin(x)}{x^3 - x^2}$  20.

$$\lim_{x \rightarrow \infty} \frac{x^4}{e^x}$$

21.  $\lim_{x \rightarrow \infty} \frac{\sqrt{x}}{e^x}$  22.

$$\lim_{x \rightarrow \infty} \frac{e^x}{x^2}$$

23.  $\lim_{x \rightarrow \infty} \frac{e^x}{\sqrt{x}}$  24.

$$\lim_{x \rightarrow \infty} \frac{e^x}{2^x}$$

25.  $\lim_{x \rightarrow \infty} \frac{e^x}{3^x}$  26.

$$\lim_{x \rightarrow 3} \frac{x^3 - 5x^2 + 3x + 9}{x^3 - 7x^2 + 15x - 9}$$

27.  $\lim_{x \rightarrow -2} \frac{x^3 + 4x^2 + 4x}{x^3 + 7x^2 + 16x + 12}$  28.

$$\lim_{x \rightarrow \infty} \frac{\ln(x)}{x}$$

29.  $\lim_{x \rightarrow \infty} \frac{\ln(x^2)}{x}$  30.

$$\lim_{x \rightarrow \infty} \frac{\ln^2(x)}{x}$$

31.

$$\lim_{x \rightarrow 0^+} x \cdot \ln(x)$$

33.

$$\lim_{x \rightarrow 0^+} x \cdot e^{\frac{1}{x}}$$

35.

$$\lim_{x \rightarrow \infty} \sqrt{x} - \ln(x)$$

37.

$$\lim_{x \rightarrow 0^+} \frac{1}{x^2} \cdot e^{\frac{-1}{x}}$$

39.

$$\lim_{x \rightarrow 0^+} (2x)^x$$

41.

$$\lim_{x \rightarrow 0^+} (\sin(x))^x$$

Hint: use the Squeeze Theorem.

43.

$$\lim_{x \rightarrow \infty} (x)^{\frac{1}{x}}$$

45.

$$\lim_{x \rightarrow 1^+} (\ln(x))^{1-x}$$

47.

$$\lim_{x \rightarrow \infty} (1 + x^2)^{\frac{1}{x}}$$

49.

$$\lim_{x \rightarrow \pi/2} \tan(x) \sin(2x)$$

51.

$$\lim_{x \rightarrow 3^+} \frac{5}{x^2 - 9} - \frac{x}{x - 3}$$

53.

$$\lim_{x \rightarrow \infty} \frac{\ln^3(x)}{x}$$

32.

$$\lim_{x \rightarrow 0^+} \sqrt{x} \cdot \ln(x)$$

34.

$$\lim_{x \rightarrow \infty} x^3 - x^2$$

36.

$$\lim_{x \rightarrow -\infty} x \cdot e^x$$

38.

$$\lim_{x \rightarrow 0^+} (1 + x)^{\frac{1}{x}}$$

40.

$$\lim_{x \rightarrow 0^+} \left(\frac{2}{x}\right)^x$$

42.

$$\lim_{x \rightarrow 1^-} (1 - x)^{1-x}$$

44.

$$\lim_{x \rightarrow \infty} \left(\frac{1}{x}\right)^x$$

46.

$$\lim_{x \rightarrow \infty} (1 + x)^{\frac{1}{x}}$$

48.

$$\lim_{x \rightarrow \pi/2} \tan(x) \cos(x)$$

50.

$$\lim_{x \rightarrow 1^+} \frac{1}{\ln(x)} - \frac{1}{x - 1}$$

52.

$$\lim_{x \rightarrow \infty} x \tan\left(\frac{1}{x}\right)$$

54.

$$\lim_{x \rightarrow 1} \frac{x^2 + x - 2}{\ln(x)}$$

We first learned of the derivative in the context of instantaneous rates of change and slopes of tangent lines. We furthered our understanding of the power of the derivative by studying how it relates to the graph of a function (leading to ideas of increasing/decreasing and concavity). This chapter has put the derivative to yet more uses:

- Equation solving (Newton's Method),
- Related Rates (furthering our use of the derivative to find instantaneous rates of change),
- Optimization (applied extreme values), and
- Differentials (useful for various approximations and for something called integration).

In the next chapters, we will consider the “reverse” problem to computing the derivative: given a function  $f$ , can we find a function whose derivative is  $f$ ? Being able to do so opens up an incredible world of mathematics and applications.

## Chapter 5

# Integration

We have spent considerable time considering the derivatives of a function and their applications. In the following chapters, we are going to start thinking in “the other direction.” That is, given a function  $f(x)$ , we are going to consider functions  $F(x)$  such that  $F'(x) = f(x)$ . There are numerous reasons this will prove to be useful: these functions will help us compute area, volume, mass, force, pressure, work, and much more.

### 5.1 Antiderivatives and Indefinite Integration

Given a function  $y = f(x)$ , a **differential equation** is an equation that incorporates  $y$ ,  $x$ , and the derivatives of  $y$ . For instance, a simple differential equation is:

$$y' = 2x.$$

Solving a differential equation amounts to finding a function  $y$  that satisfies the given equation. Take a moment and consider that equation; can you find a function  $y$  such that  $y' = 2x$ ?

Can you find another?

And yet another?

Hopefully you were able to come up with at least one solution:  $y = x^2$ . “Finding another” may have seemed impossible until one realizes that a function like  $y = x^2 + 1$  also has a derivative of  $2x$ . Once that discovery is made, finding “yet another” is not difficult; the function  $y = x^2 + 123,456,789$  also has a derivative of  $2x$ . The differential equation  $y' = 2x$  has many solutions. This leads us to some definitions.

#### Definition 5.1.2 Antiderivatives and Indefinite Integrals.

Let a function  $f(x)$  be given. An **antiderivative** of  $f(x)$  is a function  $F(x)$  such that  $F'(x) = f(x)$ .

The set of all antiderivatives of  $f(x)$  is the **indefinite integral** of  $f$ , denoted by

$$\int f(x) dx.$$

Make a note about our definition: we refer to *an* antiderivative of  $f$ , as opposed to *the* antiderivative of  $f$ , since there is *always* an infinite number of them. We often use upper-case letters to denote antiderivatives.



[youtu.be/watch?v=z1XH1JTUKTU](https://youtu.be/watch?v=z1XH1JTUKTU)

**Figure 5.1.1** Video introduction to Section 5.1



[youtu.be/watch?v=BRAJDVVn4H4](https://youtu.be/watch?v=BRAJDVVn4H4)

**Figure 5.1.3** Video presentation of Definition 5.1.2

When  $f$  is continuous, knowing one antiderivative of  $f$  allows us to find infinitely more, simply by adding a constant. Not only does this give us *more* antiderivatives, it gives us *all* of them.

**Theorem 5.1.4 Antiderivative Forms.**

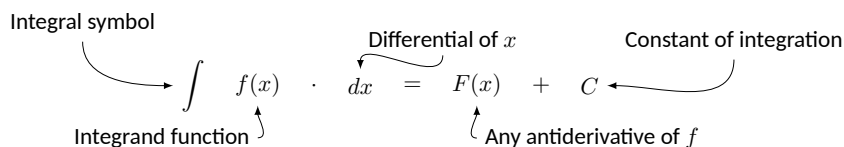
Let  $F(x)$  and  $G(x)$  be antiderivatives of a continuous function  $f(x)$  on an interval  $I$ . Then there exists a constant  $C$  such that, on  $I$ ,

$$G(x) = F(x) + C.$$

Given a continuous function  $f$  defined on an interval  $I$  and one of its antiderivatives  $F$ , we know *all* antiderivatives of  $f$  on  $I$  have the form  $F(x) + C$  for some constant  $C$ . Using Definition 5.1.2, we can say that

$$\int f(x) dx = F(x) + C.$$

Note that we are abusing notation somewhat: when we write  $F(x) + C$  on the right-hand side, we really mean the set of all such functions, for each real number value of  $C$ . Let's analyze this indefinite integral notation.



**Figure 5.1.5** Antiderivative notation

Figure 5.1.5 shows the typical notation of the indefinite integral. The integration symbol,  $\int$ , is in reality an “elongated S,” representing “take the sum.” We will later see how *sums* and *antiderivatives* are related.

The function we want to find an antiderivative of is called the *integrand*. It contains the differential of the variable we are integrating with respect to. The  $\int$  symbol and the differential  $dx$  are not “bookends” with a function sandwiched in between; rather, the symbol  $\int$  means “find all antiderivatives of what follows,” and the function  $f(x)$  and  $dx$  are multiplied together; the  $dx$  does not “just sit there.”

Another way of looking at the notation is that it tells us that  $f(x) dx$  is the differential of  $F(x)$ :  $dF(x) = f(x) dx$ , confirming that  $F'(x) = f(x)$ , as required of an antiderivative. The integral symbol can then be viewed as an instruction to “undo” the differential and recover the antiderivative  $F(x)$ .

Another important aspect of the  $dx$  is that it tells us which variable we’re taking the antiderivative with respect to, much like how  $\frac{d}{dx}$  would mean to take the derivative with respect to  $x$ , while  $\frac{d}{dt}$  would be the derivative with respect to  $t$ .

Let’s practice using this notation.

**Example 5.1.6 Evaluating indefinite integrals.**

Evaluate  $\int \sin(x) dx$ .

**Solution.** We are asked to find all functions  $F(x)$  such that  $F'(x) = \sin(x)$ . Some thought will lead us to one solution:  $F(x) = -\cos(x)$ , because  $\frac{d}{dx}(-\cos(x)) = \sin(x)$ .

The indefinite integral of  $\sin(x)$  is thus  $-\cos(x)$ , plus a constant of inte-

gration. So:

$$\int \sin(x) dx = -\cos(x) + C.$$

A commonly asked question is “What happened to the  $dx$ ?” The unenlightened response is “Don’t worry about it. It just goes away.” A full understanding includes the following.

This process of *antidifferentiation* is really solving a *differential* question. The integral

$$\int \sin(x) dx$$

presents us with a differential,  $dy = \sin(x) dx$ . It is asking: “What is  $y$ ?” We found lots of solutions, all of the form  $y = -\cos(x) + C$ .

Letting  $dy = \sin(x) dx$ , rewrite

$$\int \sin(x) dx \text{ as } \int dy.$$

This is asking: “What functions have a differential of the form  $dy$ ?” The answer is “Functions of the form  $y + C$ , where  $C$  is a constant.” What is  $y$ ? We have lots of choices, all differing by a constant; the simplest choice is  $y = -\cos(x)$ .

Understanding all of this is more important later as we try to find antiderivatives of more complicated functions. In this section, we will simply explore the rules of indefinite integration, and one can succeed for now with answering “What happened to the  $dx$ ?” with “It went away.”

Let’s practice once more before stating integration rules.

#### Example 5.1.7 Evaluating indefinite integrals.

Evaluate  $\int (3x^2 + 4x + 5) dx$ .

**Solution.** We seek a function  $F(x)$  whose derivative is  $3x^2 + 4x + 5$ . When taking derivatives, we can consider functions term-by-term, so we can likely do that here.

What functions have a derivative of  $3x^2$ ? Some thought will lead us to a cubic, specifically  $x^3 + C_1$ , where  $C_1$  is a constant.

What functions have a derivative of  $4x$ ? Here the  $x$  term is raised to the first power, so we likely seek a quadratic. Some thought should lead us to  $2x^2 + C_2$ , where  $C_2$  is a constant.

Finally, what functions have a derivative of 5? Functions of the form  $5x + C_3$ , where  $C_3$  is a constant.

Our answer appears to be

$$\int (3x^2 + 4x + 5) dx = x^3 + C_1 + 2x^2 + C_2 + 5x + C_3.$$

We do not need three separate constants of integration; combine them as one constant, giving the final answer of

$$\int (3x^2 + 4x + 5) dx = x^3 + 2x^2 + 5x + C.$$

It is easy to verify our answer; take the derivative of  $x^3 + 2x^2 + 5x + C$  and see we indeed get  $3x^2 + 4x + 5$ .

Video solution



[youtu.be/watch?v=W-FUL0ApGL8](https://youtu.be/watch?v=W-FUL0ApGL8)

Video solution



[youtu.be/watch?v=3DFPqGHX7Yw](https://youtu.be/watch?v=3DFPqGHX7Yw)



This final step of “verifying our answer” is important both practically and theoretically. In general, taking derivatives is easier than finding antiderivatives so checking our work is easy and vital as we learn.

We also see that taking the derivative of our answer returns the function in the integrand. Thus we can say that:

$$\frac{d}{dx} \left( \int f(x) dx \right) = f(x).$$

Differentiation “undoes” the work done by antidifferentiation.

[Theorem 2.7.16](#) gave a list of the derivatives of common functions we had learned at that point. We restate part of that list here to stress the relationship between derivatives and antiderivatives. This list will also be useful as a glossary of common antiderivatives as we learn.

### Theorem 5.1.8 Derivatives and Antiderivatives.

*Here are the Common Differentiation Rules and their Common Indefinite Integral Rule counterparts.*

$\frac{d}{dx}(cf(x)) = c \cdot f'(x)$	$\int c \cdot f(x) dx = c \cdot \int f(x) dx$
$\frac{d}{dx}(f(x) \pm g(x)) = f'(x) \pm g'(x)$	$\int (f(x) \pm g(x)) dx = \int f(x) dx \pm \int g(x) dx$
$\frac{d}{dx}(C) = 0$	$\int 0 dx = C$
$\frac{d}{dx}(x) = 1$	$\int 1 dx = \int dx = x + C$
$\frac{d}{dx}(x^n) = n \cdot x^{n-1}$	$\int x^n dx = \frac{1}{n+1} x^{n+1} + C \quad (n \neq -1)$
$\frac{d}{dx}(\sin(x)) = \cos(x)$	$\int \cos(x) dx = \sin(x) + C$
$\frac{d}{dx}(\cos(x)) = -\sin(x)$	$\int \sin(x) dx = -\cos(x) + C$
$\frac{d}{dx}(\tan(x)) = \sec^2(x)$	$\int \sec^2(x) dx = \tan(x) + C$
$\frac{d}{dx}(\csc(x)) = -\csc(x) \cot(x)$	$\int \csc(x) \cot(x) dx = -\csc(x) + C$
$\frac{d}{dx}(\sec(x)) = \sec(x) \tan(x)$	$\int \sec(x) \tan(x) dx = \sec(x) + C$
$\frac{d}{dx}(\cot(x)) = -\csc^2(x)$	$\int \csc^2(x) dx = -\cot(x) + C$
$\frac{d}{dx}(e^x) = e^x$	$\int e^x dx = e^x + C$
$\frac{d}{dx}(a^x) = \ln(a) \cdot a^x$	$\int a^x dx = \frac{1}{\ln(a)} \cdot a^x + C$
$\frac{d}{dx}(\ln(x)) = \frac{1}{x}, x > 0$	$\int \frac{1}{x} dx = \ln x  + C$

We highlight a few important points from [Theorem 5.1.8](#).

•

$$\int c \cdot f(x) dx = c \cdot \int f(x) dx$$

This is the Constant Multiple Rule: we can temporarily ignore constants when finding antiderivatives, just as we did when computing derivatives (i.e.,  $\frac{d}{dx}(3x^2)$  is just as easy to compute as  $\frac{d}{dx}(x^2)$ ). An example:

$$\int 5 \cos(x) dx = 5 \cdot \int \cos(x) dx = 5 \cdot (\sin(x) + C) = 5 \sin(x) + C.$$

In the last step we can consider the constant as also being multiplied by 5, but “5 times a constant” is still a constant, so we just write “ $C$ ”.

•

$$\int (f(x) \pm g(x)) dx = \int f(x) dx \pm \int g(x) dx$$

This is the Sum/Difference Rule: we can split integrals apart when the integrand contains terms that are added/subtracted, as we did in [Example 5.1.7](#). So:

$$\begin{aligned} \int (3x^2 + 4x + 5) dx &= \int 3x^2 dx + \int 4x dx + \int 5 dx \\ &= 3 \int x^2 dx + 4 \int x dx + \int 5 dx \\ &= 3 \cdot \frac{1}{3} x^3 + 4 \cdot \frac{1}{2} x^2 + 5x + C \\ &= x^3 + 2x^2 + 5x + C \end{aligned}$$

In practice we generally do not write out all these steps, but we demonstrate them here for completeness.

•

$$\int x^n dx = \frac{1}{n+1} x^{n+1} + C \quad (n \neq -1)$$

This is the Power Rule of indefinite integration. There are two important things to keep in mind:

1. Notice the restriction that  $n \neq -1$ . This is important:  $\int \frac{1}{x} dx \neq \frac{1}{0} x^0 + C^n$ ; rather, see the last rule from the list.
2. We are presenting antidifferentiation as the “inverse operation” of differentiation. Here is a useful quote to remember:

“Inverse operations do the opposite things in the opposite order.”

When taking a derivative using the Power Rule, we *first multiply* by the power, then *second subtract* 1 from the power. To find the antiderivative, do the opposite things in the opposite order: *first add* 1 to the power, then *second divide* by the power.

•

$$\int \frac{1}{x} dx = \ln |x| + C$$

Note that this rule uses the absolute value of  $x$ . The exercises will work the reader through why this is the case; for now, know the absolute value is important and cannot be ignored.

**Initial Value Problems.** In Section 2.3 we saw that the derivative of a position function gave a velocity function, and the derivative of a velocity function describes acceleration. We can now go “the other way:” the antiderivative of an acceleration function gives a velocity function, etc.. While there is just one derivative of a given function, there are infinitely many antiderivatives. Therefore we cannot ask “What is *the* velocity of an object whose acceleration is  $-32 \frac{\text{ft}}{\text{s}^2}$ ?”, since there is more than one answer.

We can find *the* answer if we provide more information with the question, as done in the following example. Often the additional information comes in the form of an *initial value*, a value of the function that one knows beforehand.

**Example 5.1.10 Solving initial value problems.**

The acceleration due to gravity of a falling object is  $-32 \frac{\text{ft}}{\text{s}^2}$ . At time  $t = 3$ , a falling object had a velocity of  $-10 \frac{\text{ft}}{\text{s}}$ . Find the equation of the object's velocity.

**Solution.** We want to know a velocity function,  $v(t)$ . We know two things:

- The acceleration, i.e.,  $v'(t) = -32$ , and
- the velocity at a specific time, i.e.,  $v(3) = -10$ .

Using the first piece of information, we know that  $v(t)$  is an antiderivative of  $v'(t) = -32$ . So we begin by finding the indefinite integral of  $-32$ :

$$\int (-32) dt = -32t + C = v(t).$$

Now we use the fact that  $v(3) = -10$  to find  $C$ :

$$\begin{aligned} v(t) &= -32t + C \\ v(3) &= -10 \\ -32(3) + C &= -10 \\ C &= 86 \end{aligned}$$

Thus  $v(t) = -32t + 86$ . We can use this equation to understand the motion of the object: when  $t = 0$ , the object had a velocity of  $v(0) = 86 \frac{\text{ft}}{\text{s}}$ . Since the velocity is positive, the object was moving upward. When did the object begin moving down? Immediately after  $v(t) = 0$ :

$$-32t + 86 = 0 \implies t = \frac{43}{16} \approx 2.69\text{s}.$$

Recognize that we are able to determine quite a bit about the path of the object knowing just its acceleration and its velocity at a single point in time.

**Example 5.1.11 Solving initial value problems.**

Find  $f(t)$ , given that  $f''(t) = \cos(t)$ ,  $f'(0) = 3$  and  $f(0) = 5$ .

**Solution.** We start by finding  $f'(t)$ , which is an antiderivative of  $f''(t)$ :

$$\int f''(t) dt = \int \cos(t) dt$$



[youtu.be/watch?v=Oo6OHiiGbOc](https://youtu.be/watch?v=Oo6OHiiGbOc)

**Figure 5.1.9** Introducing initial value problems

**Video solution**



[youtu.be/watch?v=3K\\_gWY4ImOs](https://youtu.be/watch?v=3K_gWY4ImOs)

$$\begin{aligned}
 &= \sin(t) + C \\
 &= f'(t).
 \end{aligned}$$

So  $f'(t) = \sin(t) + C$  for the correct value of  $C$ . We are given that  $f'(0) = 3$ , so:

$$\begin{aligned}
 \sin(0) + C &= 3 \\
 C &= 3.
 \end{aligned}$$

Using the initial value, we have found  $f'(t) = \sin(t) + 3$ . We now find  $f(t)$  by integrating again. We will use a different integration constant since we have already defined  $C$  to equal 3 above.

$$f(t) = \int f'(t) dt = \int (\sin(t) + 3) dt = -\cos(t) + 3t + D.$$

We are given that  $f(0) = 5$ , so

$$\begin{aligned}
 -\cos(0) + 3(0) + D &= 5 \\
 -1 + C &= 5 \\
 C &= 6
 \end{aligned}$$

Thus  $f(t) = -\cos(t) + 3t + 6$ .

This section introduced antiderivatives and the indefinite integral. We found they are needed when finding a function given information about its derivative(s). For instance, we found a velocity function given an acceleration function.

In the next section, we will see how position and velocity are unexpectedly related by the areas of certain regions on a graph of the velocity function. Then, in [Section 5.4](#), we will see how areas and antiderivatives are closely tied together. This connection is incredibly important, as indicated by the name of the theorem that describes it: The Fundamental Theorem of Calculus.

Video solution



[youtu.be/watch?v=MB1dLY4lOew](https://youtu.be/watch?v=MB1dLY4lOew)

## 5.1.1 Exercises

## Terms and Concepts

1. Define the term “antiderivative” in your own words.
2. Is it more accurate to refer to “the” antiderivative of  $f(x)$  or “an” antiderivative of  $f(x)$ ?
3. Use your own words to define the indefinite integral of  $f(x)$ .
4. Fill in the blanks: “Inverse operations do the \_\_\_\_\_ things in the \_\_\_\_\_ order.”
5. What is an “initial value problem”?
6. The derivative of a position function is a/an \_\_\_\_\_ function.
7. An antiderivative of an acceleration function is a/an \_\_\_\_\_ function.
8. If  $F(x)$  is an antiderivative of  $f(x)$ , and  $G(x)$  is an antiderivative of  $g(x)$ , give an antiderivative of  $f(x) + g(x)$ .

## Problems

**Exercise Group.** Evaluate the indefinite integral. Don't forget your constant of integration!

- |   |                                   |
|---|-----------------------------------|
| 9. $\int 8x^7 dx$                                 | 10. $\int x^9 dx$                 |
| 11. $\int (5x^2 + 3) dx$                          | 12. $\int dt$                     |
| 13. $\int 1 ds$                                   | 14. $\int \frac{1}{5t^9} dt$      |
| 15. $\int \frac{6}{t^7} dt$                       | 16. $\int \frac{1}{\sqrt{x}} dx$  |
| 17. $\int \sec(\theta) \tan(\theta) d\theta$      | 18. $\int \sin(\theta) d\theta$   |
| 19. $\int (\sec(x) \tan(x) - \csc(x) \cot(x)) dx$ | 20. $\int 2e^\theta d\theta$      |
| 21. $\int 3^t dt$                                 | 22. $\int \frac{4^t}{3} dt$       |
| 23. $\int (5t + 6)^2 dt$                          | 24. $\int (t^4 - 1)(t^5 - 8t) dt$ |
| 25. $\int x^6 x^2 dx$                             | 26. $\int 1.41421^e dx$           |
| 27. $\int r dx$                                   |                                   |
28. Consider the two integrals,  $\int s^n ds$  and  $\int s^n dn$ .
- (a) What is the difference between these two indefinite integrals?
  - (b) Evaluate  $\int s^n ds$ .
  - (c) Evaluate  $\int s^n dn$ .
29. This problem investigates why [Theorem 5.1.8](#) states that  $\int \frac{1}{x} dx = \ln|x| + C$ .
- (a) What is the domain of  $y = \ln(x)$ ?
  - (b) Find  $\frac{d}{dx}(\ln(x))$ .
  - (c) What is the domain of  $y = \ln(-x)$ ?
  - (d) Find  $\frac{d}{dx}(\ln(-x))$ .
  - (e) You should find that  $1/x$  has two types of antiderivatives, depending on whether  $x > 0$  or  $x < 0$ . In one expression, give a formula for  $\int \frac{1}{x} dx$  that takes these different domains into account, and explain your answer.

**Exercise Group.** Find the function determined by the given initial value problem.

- 30.  $f'(x) = \sin(x)$  and  $f(0) = -8$
- 31.  $f'(x) = 2e^x$  and  $f(0) = 10$
- 32.  $f'(x) = 3x^3 - 2x^2$  and  $f(2) = 5$
- 33.  $f'(x) = \sec(x) \tan(x)$  and  $f\left(\frac{\pi}{3}\right) = -8$
- 34.  $f'(x) = 5^x$  and  $f(2) = 7$
- 35.  $f''(x) = 5$  and  $f'(0) = 4, f(0) = 9$
- 36.  $f''(x) = 3x$  and  $f'(1) = -10, f(1) = -5$
- 37.  $f''(x) = 7e^x$  and  $f'(0) = 4, f(0) = 5$
- 38.  $f''(\theta) = \cos(\theta)$  and  $f'(0) = 2, f(0) = 9$
- 39.  $f''(x) = 29x^4 + 6x + \cos(x)$  and  $f'(0) = -3, f(0) = -1$
- 40.  $f''(x) = 0$  and  $f'(-5) = 3, f(-5) = 8$

## 5.2 The Definite Integral

We start with an easy problem. An object travels in a straight line at a constant velocity of  $5 \frac{\text{ft}}{\text{s}}$  for 10 seconds. How far away from its starting point is the object?

We approach this problem with the familiar “Distance = Rate  $\times$  Time” equation. In this case, the distance traveled is  $5 \frac{\text{ft}}{\text{s}} \times 10 \text{ s} = 50$  feet.

It is interesting to note that this solution of 50 feet can be represented graphically. Consider Figure 5.2.2, where the constant velocity of  $5 \frac{\text{ft}}{\text{s}}$  is graphed on the axes. Shading the area under the line from  $t = 0$  to  $t = 10$  gives a rectangle with an area of 50 square units; when one considers the units of the axes, we can say this area represents 50 ft.

Now consider a slightly harder situation (and not particularly realistic): an object travels in a straight line with a constant velocity of  $5 \frac{\text{ft}}{\text{s}}$  for 10 seconds, then instantly reverses course at a rate of  $2 \frac{\text{ft}}{\text{s}}$  for 4 seconds. (Since the object is traveling in the opposite direction when reversing course, we say the velocity is a constant  $-2 \frac{\text{ft}}{\text{s}}$ .) How far away from the starting point is the object — what is its *displacement*?

Here we use “Distance = Rate<sub>1</sub>  $\times$  Time<sub>1</sub> + Rate<sub>2</sub>  $\times$  Time<sub>2</sub>,” which is

$$\text{Distance} = 5 \cdot 10 + (-2) \cdot 4 = 42 \text{ ft.}$$

Hence the object is 42 feet from its starting location.

We can again depict this situation graphically. In Figure 5.2.3 we have the velocities graphed as straight lines on  $[0, 10]$  and  $[10, 14]$ , respectively. The displacement of the object is

“Area above the  $t$ -axis – Area below the  $t$ -axis,”

which is easy to calculate as  $50 - 8 = 42$  feet.

Now consider a more difficult problem.

### Example 5.2.4 Finding position using velocity.

The velocity of an object moving straight up/down under the acceleration of gravity is given as  $v(t) = -32t + 48$ , where time  $t$  is given in seconds and velocity is in  $\frac{\text{ft}}{\text{s}}$ . When  $t = 0$ , the object had a height of 0 ft.

1. What was the initial velocity of the object?
2. What was the maximum height of the object?
3. What was the height of the object at time  $t = 2$ ?

**Solution.** It is straightforward to find the initial velocity; at time  $t = 0$ ,

$$\begin{aligned} v(0) &= -32 \cdot 0 + 48 \\ &= 48 \end{aligned}$$

The initial velocity was  $48 \frac{\text{ft}}{\text{s}}$ .

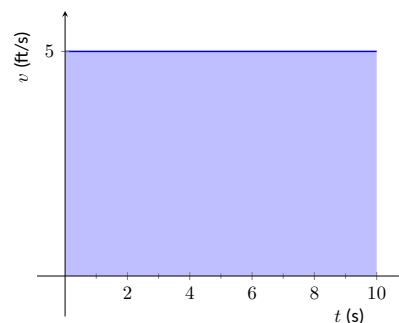
To answer questions about the height of the object, we need to find the object’s position function  $s(t)$ . This is an initial value problem, which we studied in the previous section. We are told the initial height is 0, i.e.,  $s(0) = 0$ . We know  $s'(t) = v(t) = -32t + 48$ . To find  $s$ , we find the indefinite integral of  $v(t)$ :

$$s(t) = \int v(t) dt$$

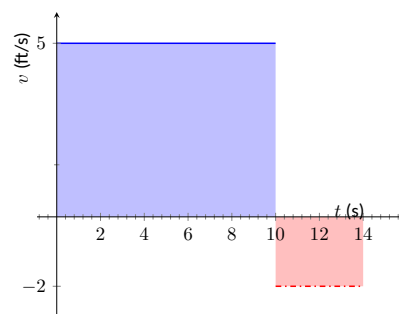


[youtu.be/watch?v=\\_\\_Xh37Qw4UE](https://youtu.be/watch?v=__Xh37Qw4UE)

**Figure 5.2.1** Video introduction to Section 5.2



**Figure 5.2.2** The area under a constant velocity function corresponds to distance traveled



**Figure 5.2.3** The total displacement is the area above the  $t$ -axis minus the area below the  $t$ -axis

$$\begin{aligned}
 &= \int (-32t + 48) dt \\
 &= -16t^2 + 48t + C.
 \end{aligned}$$

Since  $s(0) = 0$ , we conclude that  $C = 0$  and  $s(t) = -16t^2 + 48t$ .

To find the maximum height of the object, we need to find the maximum of  $s$ . Recalling our work finding extreme values, we find the critical points of  $s$  by setting its derivative (the velocity function) equal to 0 and solving for  $t$ :

$$\begin{aligned}
 0 &= -32t + 48 \\
 t &= 48/32 \\
 &= 1.5 \text{ s}.
 \end{aligned}$$

(Notice how we ended up just finding when the velocity was 0 ft/s!) The first derivative test shows this is a maximum, so the maximum height of the object is found at

$$s(1.5) = -16(1.5)^2 + 48(1.5) = 36 \text{ ft}.$$

The height at time  $t = 2$  is now straightforward to compute:

$$\begin{aligned}
 s(2) &= -16(2)^2 + 48(2) \\
 &= 32.
 \end{aligned}$$

The height is 32 ft after 2 seconds.

While we have answered all three questions (using derivatives and anti-derivatives), let's look at them again graphically, using the concepts of area that we explored earlier.

Figure 5.2.5 shows a graph of  $v(t)$  on axes from  $t = 0$  to  $t = 3$ . It is again straightforward to find  $v(0)$ . How can we use the graph to find the maximum height of the object?

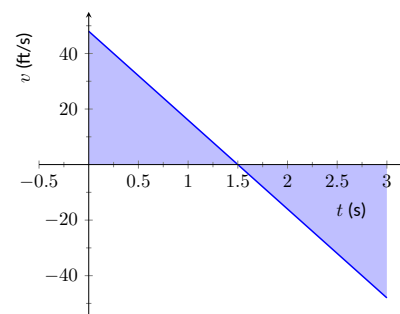
Recall how in our previous work that the displacement of the object (in this case, its height) was found as the area under the velocity curve, as shaded in the figure. Moreover, the area between the curve and the  $t$ -axis that is below the  $t$ -axis counted as “negative” area. That is, it represents the object coming back toward its starting position. So to find the maximum distance from the starting point — the maximum height — we find the area under the velocity line that is above the  $t$ -axis, i.e., from  $t = 0$  to  $t = 1.5$ . This region is a triangle; its area is

$$\begin{aligned}
 \text{Area} &= \frac{1}{2} \text{ Base} \times \text{Height} \\
 &= \frac{1}{2} \times 1.5 \text{ s} \times 48 \text{ ft/s} \\
 &= 36 \text{ ft}
 \end{aligned}$$

which matches our previous calculation of the maximum height.

Finally, to find the height of the object at time  $t = 2$  we calculate the total “signed area” (where some area is negative) under the velocity function from  $t = 0$  to  $t = 2$ . This signed area is equal to  $s(2)$ , the displacement (i.e., signed distance) from the starting position at  $t = 0$  to the position at time  $t = 2$ . That is,

Displacement = Area above the  $t$ -axis — Area below  $t$ -axis.



**Figure 5.2.5** A graph of  $v(t) = -32t + 48$ ; the shaded areas help determine displacement



The regions are triangles, and we find

$$\begin{aligned}\text{Displacement} &= \frac{1}{2}(1.5\text{s})(48\text{ ft/s}) - \frac{1}{2}(0.5\text{s})(16\text{ ft/s}) \\ &= 32\text{ ft}.\end{aligned}$$

This also matches our previous calculation of the height at  $t = 2$ .

Notice how we answered each question in this example in two ways. Our first method was to manipulate equations using our understanding of antiderivatives and derivatives. Our second method was geometric: we answered questions looking at a graph and finding the areas of certain regions of this graph.

The above example does not *prove* a relationship between area under a velocity function and displacement, but it does imply a relationship exists. [Section 5.4](#) will fully establish fact that the area under a velocity function is displacement.

Given a graph of a function  $y = f(x)$ , we will find that there is great use in computing the area between the curve  $y = f(x)$  and the  $x$ -axis. Because of this, we need to define some terms.

**Definition 5.2.6 The Definite Integral, Total Signed Area.**

Let  $y = f(x)$  be defined on a closed interval  $[a, b]$ . The **total signed area** from  $x = a$  to  $x = b$  under  $f$  is:

(area under  $y = f(x)$  and above the  $x$ -axis on  $[a, b]$ ) – (area above  $y = f(x)$  and under the  $x$ -axis on  $[a, b]$ ).

The **definite integral** of  $f$  on  $[a, b]$  is the total signed area of  $f$  on  $[a, b]$ , denoted

$$\int_a^b f(x) dx,$$

where  $a$  and  $b$  are the **bounds of integration**.

By our definition, the definite integral gives the “signed area under  $f$ .” We usually drop the word “signed” when talking about the definite integral, and simply say the definite integral gives “the area under  $f$ ” or, more commonly, “the area under the curve.”

The previous section introduced the indefinite integral, which related to antiderivatives. We have now defined the definite integral, which relates to areas under a function. The two are very much related, as we’ll see when we learn the Fundamental Theorem of Calculus in [Section 5.4](#). Recall that earlier we said that the “ $\int$ ” symbol was an “elongated S” that represented finding a “sum.” In the context of the definite integral, this notation makes a bit more sense, as we are adding up areas under the function  $f$ .

We practice using this notation.

**Example 5.2.8 Evaluating definite integrals.**

Consider the function  $f$  given in [Figure 5.2.9](#). Find:

**Video solution**

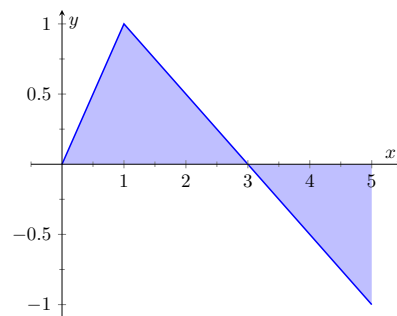


[youtu.be/watch?v=MUX3n9511e8](https://youtu.be/watch?v=MUX3n9511e8)



[youtu.be/watch?v=1kJUMKdjumQ](https://youtu.be/watch?v=1kJUMKdjumQ)

**Figure 5.2.7** Video presentation of [Definition 5.2.6](#)



**Figure 5.2.9** A graph of  $f(x)$  in [Example 5.2.8](#)

1.  $\int_0^3 f(x) dx$
2.  $\int_3^5 f(x) dx$
3.  $\int_0^5 f(x) dx$
4.  $\int_0^3 5f(x) dx$
5.  $\int_1^1 f(x) dx$

**Solution.**

1.  $\int_0^3 f(x) dx$  is the area under  $f$  on the interval  $[0, 3]$ . This region is a triangle, so the area is  $\int_0^3 f(x) dx = \frac{1}{2}(3)(1) = 1.5$ .
2.  $\int_3^5 f(x) dx$  represents the area of the triangle found under the  $x$ -axis on  $[3, 5]$ . The area is  $\frac{1}{2}(2)(1) = 1$ ; since it is found *under* the  $x$ -axis, this is “negative area.” Therefore  $\int_3^5 f(x) dx = -1$ .
3.  $\int_0^5 f(x) dx$  is the total signed area under  $f$  on  $[0, 5]$ . This is  $1.5 + (-1) = 0.5$ .
4.  $\int_0^3 5f(x) dx$  is the area under  $5f$  on  $[0, 3]$ . This is sketched in Figure 5.2.10. Again, the region is a triangle, with height 5 times that of the height of the original triangle. Thus the area is  $\int_0^3 5f(x) dx = \frac{1}{2}(15)(1) = 7.5$ .
5.  $\int_1^1 f(x) dx$  is the area under  $f$  on the “interval”  $[1, 1]$ . This describes a line segment, not a region; it has no width. Therefore the area is 0.

This example illustrates some of the properties of the definite integral, given here.

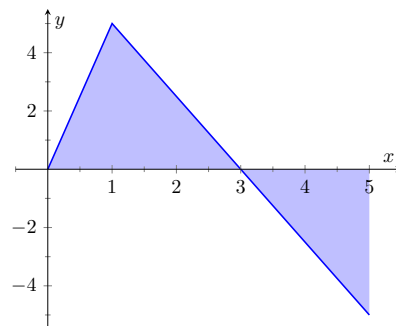
**Theorem 5.2.11 Properties of the Definite Integral.**

Let  $f$  and  $g$  be defined on a closed interval  $I$  that contains the values  $a$ ,  $b$  and  $c$ , and let  $k$  be a constant. The following hold:

1.  $\int_a^a f(x) dx = 0$
2.  $\int_a^b f(x) dx + \int_b^c f(x) dx = \int_a^c f(x) dx$
3.  $\int_a^b f(x) dx = -\int_b^a f(x) dx$
4.  $\int_a^b (f(x) \pm g(x)) dx = \int_a^b f(x) dx \pm \int_a^b g(x) dx$
5.  $\int_a^b k \cdot f(x) dx = k \cdot \int_a^b f(x) dx$

**Video solution**

[youtu.be/watch?v=jrjjVT1j9uw](https://youtu.be/watch?v=jrjjVT1j9uw)



**Figure 5.2.10** A graph of  $5f$  in Example 5.2.8. (Yes, it looks just like the graph of  $f$  in Figure 5.2.9, just with a different  $y$ -scale.)



[youtu.be/watch?v=sK5vZ\\_QrNk](https://youtu.be/watch?v=sK5vZ_QrNk)

**Figure 5.2.12** Video presentation of Theorem 5.2.11

We give a brief justification of [Theorem 5.2.11](#) here.

1. As demonstrated in [Example 5.2.8](#), there is no “area under the curve” when the region has no width; hence this definite integral is 0.
2. This states that total area is the sum of the areas of subregions. It is easily considered when we let  $a < b < c$ . We can break the interval  $[a, c]$  into two subintervals,  $[a, b]$  and  $[b, c]$ . The total area over  $[a, c]$  is the area over  $[a, b]$  plus the area over  $[b, c]$ . It is important to note that this still holds true even if  $a < b < c$  is not true. We discuss this in the next point.
3. This property can be viewed as merely a convention to make other properties work well. (Later we will see how this property has a justification all its own, not necessarily in support of other properties.) Suppose  $b < a < c$ . The discussion from the previous point clearly justifies

$$\int_b^a f(x) dx + \int_a^c f(x) dx = \int_b^c f(x) dx. \quad (5.2.1)$$

However, we still claim that, as originally stated,

$$\int_a^b f(x) dx + \int_b^c f(x) dx = \int_a^c f(x) dx. \quad (5.2.2)$$

How do Equations [\(5.2.1\)](#) and [\(5.2.2\)](#) relate? Start with [Equation \(5.2.1\)](#):

$$\begin{aligned} \int_b^a f(x) dx + \int_a^c f(x) dx &= \int_b^c f(x) dx \\ \int_a^c f(x) dx &= -\int_b^a f(x) dx + \int_b^c f(x) dx \end{aligned}$$

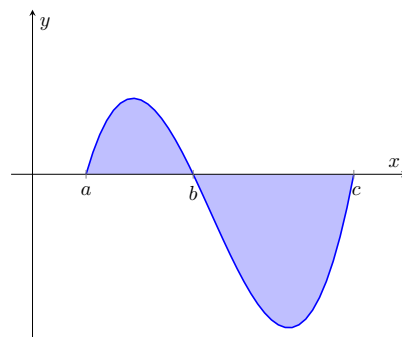
Property (3) justifies changing the sign and switching the bounds of integration on the  $-\int_b^a f(x) dx$  term; when this is done, Equations [\(5.2.1\)](#) and [\(5.2.2\)](#) are equivalent. The conclusion is this: by adopting the convention of Property (3), Property (2) holds no matter the order of  $a$ ,  $b$  and  $c$ . Again, in the next section we will see another justification for this property.

- 4,5. Each of these may be non-intuitive. Property (5) states that when one scales a function by, for instance, 7, the area of the enclosed region also is scaled by a factor of 7. Both Properties (4) and (5) can be proved using geometry. The details are not complicated but are not discussed here.

**Example 5.2.13** Evaluating definite integrals using Theorem 5.2.11.

Consider the graph of a function  $f(x)$  shown in Figure 5.2.14. Answer the following:

1. Which value is greater:  $\int_a^b f(x) dx$  or  $\int_b^c f(x) dx$ ?
2. Is  $\int_a^c f(x) dx$  greater or less than 0?
3. Which value is greater:  $\int_a^b f(x) dx$  or  $\int_c^b f(x) dx$ ?



**Figure 5.2.14** A graph of a function in Example 5.2.13

**Solution.**

1.  $\int_a^b f(x) dx$  has a positive value (since the area is above the  $x$ -axis) whereas  $\int_b^c f(x) dx$  has a negative value. Hence  $\int_a^b f(x) dx$  is bigger.
2.  $\int_a^c f(x) dx$  is the total signed area under  $f$  between  $x = a$  and  $x = c$ . Since the region below the  $x$ -axis looks to be larger than the region above, we conclude that the definite integral has a value less than 0.
3. Note how the second integral has the bounds “reversed.” Therefore  $\int_c^b f(x) dx = -\int_b^c f(x) dx$  represents a positive number, greater than the area described by the first definite integral. Hence  $\int_c^b f(x) dx$  is greater.

The area definition of the definite integral allows us to use geometry to compute the definite integral of some simple functions.

**Example 5.2.15** Evaluating definite integrals using geometry.

Evaluate the following definite integrals:

$$1. \int_{-2}^5 (2x - 4) dx \quad 2. \int_{-3}^3 \sqrt{9 - x^2} dx.$$

**Solution.**

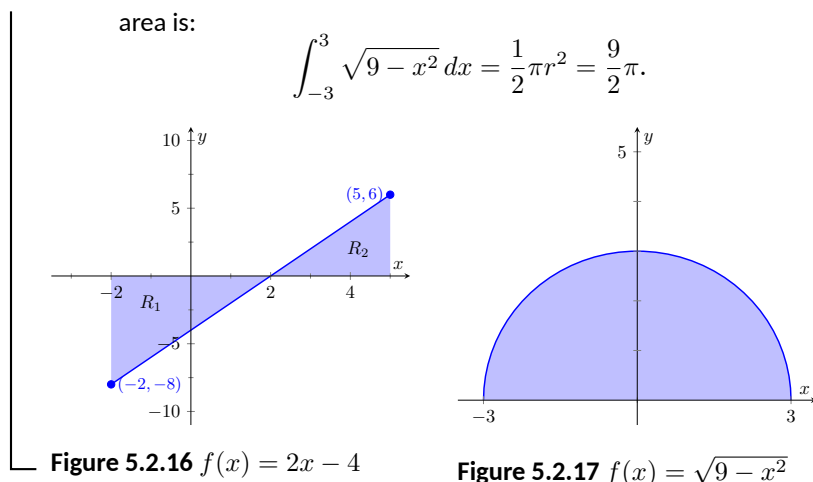
1. It is useful to sketch the function in the integrand, as shown in Figure 5.2.16. We see we need to compute the areas of two regions, which we have labeled  $R_1$  and  $R_2$ . Both are triangles, so the area computation is straightforward:

$$R_1 : \frac{1}{2}(4)(8) = 16 \quad R_2 : \frac{1}{2}(3)6 = 9.$$

Region  $R_1$  lies under the  $x$ -axis, hence it is counted as negative area (we can think of the triangle's height as being “ $-8$ ”), so

$$\int_{-2}^5 (2x - 4) dx = -16 + 9 = -7.$$

2. Recognize that the integrand of this definite integral describes a half circle, as sketched in Figure 5.2.17, with radius 3. Thus the

**Example 5.2.18 Understanding motion given velocity.**

Consider the graph of a velocity function of an object moving in a straight line, given in [Figure 5.2.19](#), where the numbers in the given regions gives the area of that region. Assume that the definite integral of a velocity function gives displacement. Find the maximum speed of the object and its maximum displacement from its starting position.

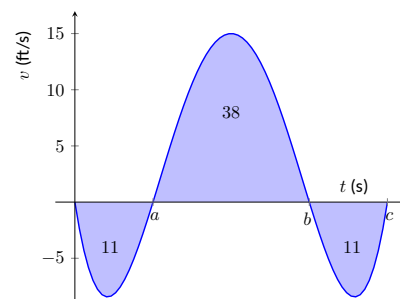
**Solution.** Since the graph gives velocity, finding the maximum speed is simple: it looks to be 15 ft/s.

At time  $t = 0$ , the displacement is 0; the object is at its starting position. At time  $t = a$ , the object has moved backward 11 feet. Between times  $t = a$  and  $t = b$ , the object moves forward 38 feet, bringing it into a position 27 feet forward of its starting position. From  $t = b$  to  $t = c$  the object is moving backwards again, hence its maximum displacement is 27 feet from its starting position.

In our examples, we have either found the areas of regions that have nice geometric shapes (such as rectangles, triangles and circles) or the areas were given to us. Consider [Figure 5.2.20](#), where a region below  $y = x^2$  is shaded. What is its area? The function  $y = x^2$  is relatively simple, yet the shape it defines has an area that is not simple to find geometrically.

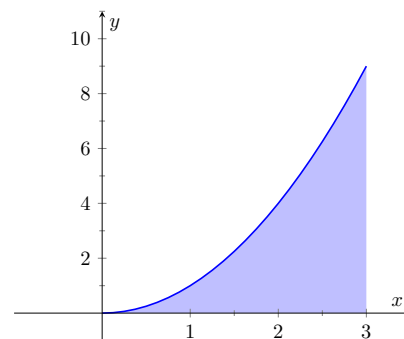
In [Section 5.3](#) we will explore how to find the areas of such regions.

Video solution


[youtu.be/watch?v=AuGASVXd3qA](https://youtu.be/watch?v=AuGASVXd3qA)


**Figure 5.2.19** A graph of a velocity in [Example 5.2.18](#)

Video solution


[youtu.be/watch?v=2zJzbg0hNXE](https://youtu.be/watch?v=2zJzbg0hNXE)


**Figure 5.2.20** What is the area below  $y = x^2$  on  $[0, 3]$ ? The region is not a usual geometric shape.

## 5.2.1 Exercises

## Terms and Concepts

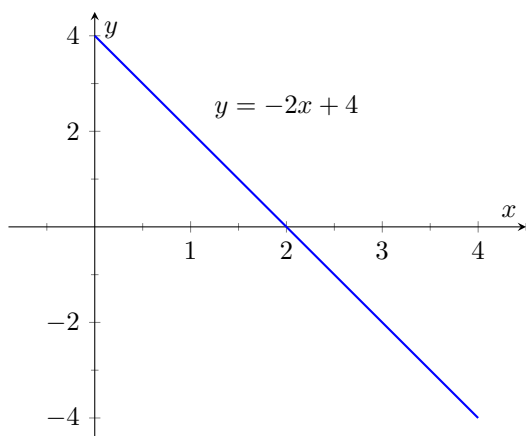
1. What is “total signed area”?
2. What is “displacement”?
3. What is  $\int_3^3 \sin(x) dx$ ?
4. Give a single definite integral that has the same value as

$$I = \int_0^1 (2x + 3) dx + \int_1^2 (2x + 3) dx.$$

## Problems

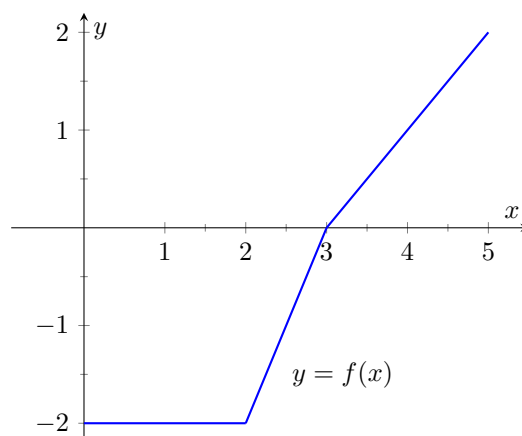
**Exercise Group.** A graph of a function  $f(x)$  is given. Using the geometry of the graph, evaluate the definite integrals.

5.



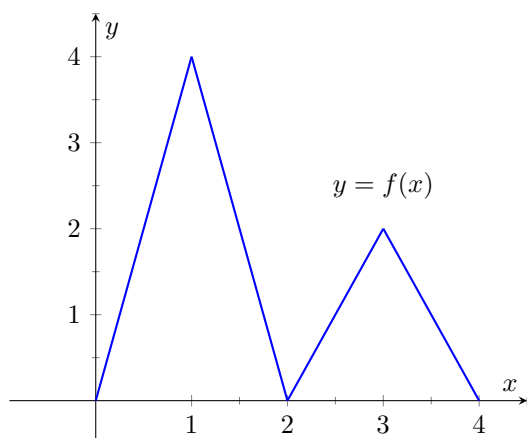
- (a)  $\int_0^1 (-2x + 4) dx$
- (b)  $\int_0^2 (-2x + 4) dx$
- (c)  $\int_0^3 (-2x + 4) dx$
- (d)  $\int_1^3 (-2x + 4) dx$
- (e)  $\int_2^4 (-2x + 4) dx$
- (f)  $\int_0^1 (-6x + 12) dx$

6.



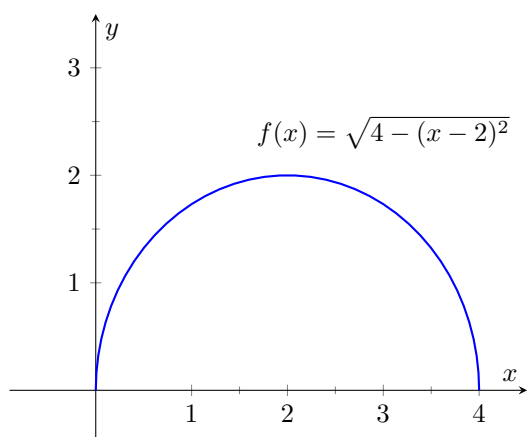
- (a)  $\int_0^2 f(x) dx$
- (b)  $\int_0^3 f(x) dx$
- (c)  $\int_0^5 f(x) dx$
- (d)  $\int_2^5 f(x) dx$
- (e)  $\int_5^3 f(x) dx$
- (f)  $\int_0^3 -2f(x) dx$

7.



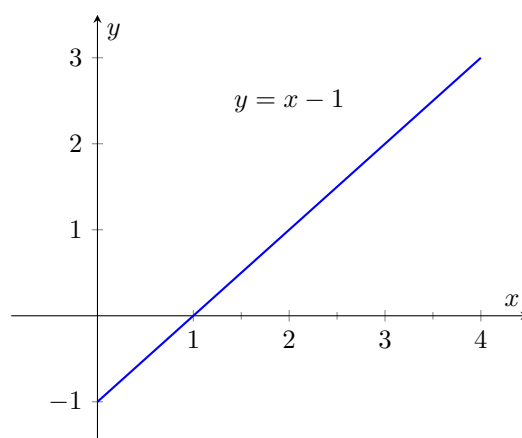
- (a)  $\int_0^2 f(x) dx$
- (b)  $\int_2^4 f(x) dx$
- (c)  $\int_2^4 2f(x) dx$
- (d)  $\int_0^1 4x dx$
- (e)  $\int_2^3 (2x - 4) dx$
- (f)  $\int_2^3 (4x - 8) dx$

9.



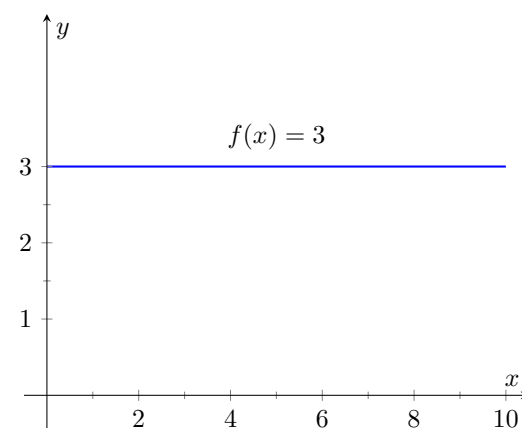
- (a)  $\int_0^2 f(x) dx$
- (b)  $\int_2^4 f(x) dx$
- (c)  $\int_0^4 f(x) dx$
- (d)  $\int_0^4 5f(x) dx$

8.



- (a)  $\int_0^1 (x - 1) dx$
- (b)  $\int_0^2 (x - 1) dx$
- (c)  $\int_0^3 (x - 1) dx$
- (d)  $\int_2^3 (x - 1) dx$
- (e)  $\int_1^4 (x - 1) dx$
- (f)  $\int_1^4 ((x - 1) + 1) dx$

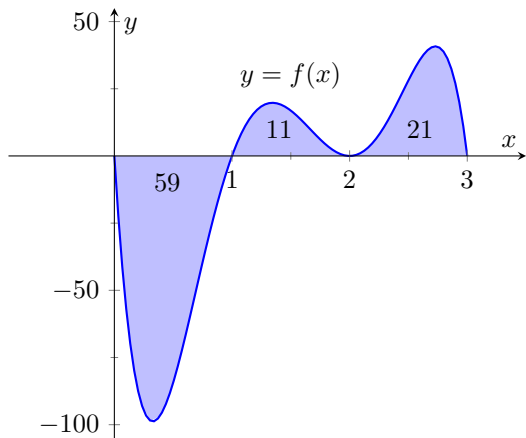
10.



- (a)  $\int_0^5 f(x) dx$
- (b)  $\int_3^7 f(x) dx$
- (c)  $\int_0^0 f(x) dx$
- (d)  $\int_a^b f(x) dx$ , where  $0 \leq a \leq b \leq 10$

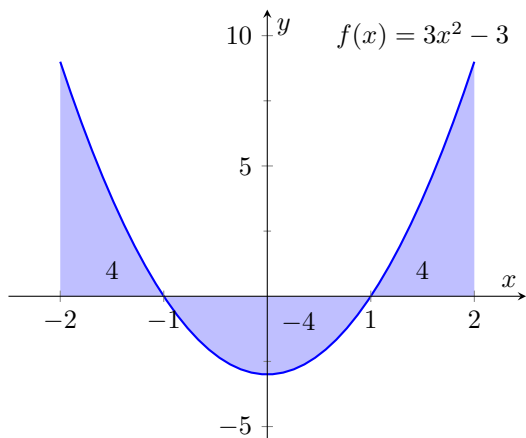
**Exercise Group.** A graph of a function  $f(x)$  is given; the numbers inside the shaded regions give the area of that region. Evaluate the definite integrals using this area information.

11.



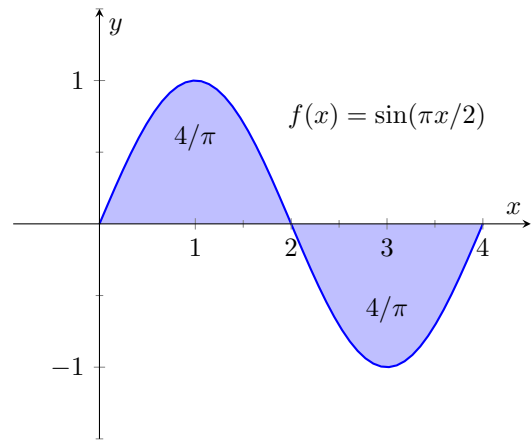
- (a)  $\int_0^1 f(x) dx$   
 (b)  $\int_0^2 f(x) dx$   
 (c)  $\int_0^3 f(x) dx$   
 (d)  $\int_1^2 -3f(x) dx$

13.



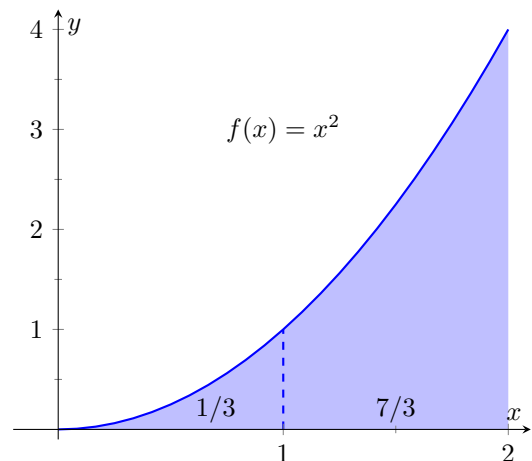
- (a)  $\int_{-2}^{-1} f(x) dx$   
 (b)  $\int_1^2 f(x) dx$   
 (c)  $\int_{-1}^1 f(x) dx$   
 (d)  $\int_0^1 f(x) dx$

12.



- (a)  $\int_0^2 f(x) dx$   
 (b)  $\int_2^4 f(x) dx$   
 (c)  $\int_0^4 f(x) dx$   
 (d)  $\int_0^1 f(x) dx$

14.

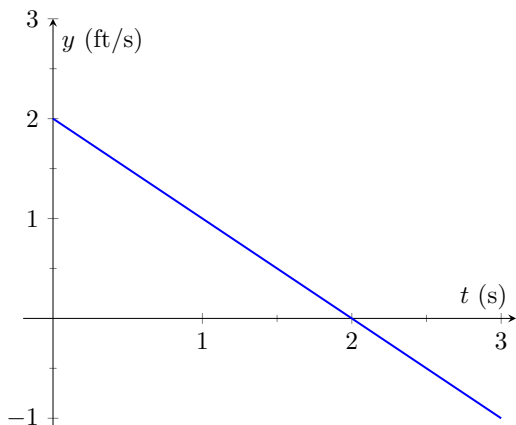


- (a)  $\int_0^2 5x^2 dx$   
 (b)  $\int_0^2 (x^2 + 3) dx$   
 (c)  $\int_1^3 (x - 1)^2 dx$   
 (d)  $\int_2^4 ((x - 2)^2 + 5) dx$

**Exercise Group.** A graph is given of the velocity function of an object moving in a straight line. Answer the questions based on the graph.

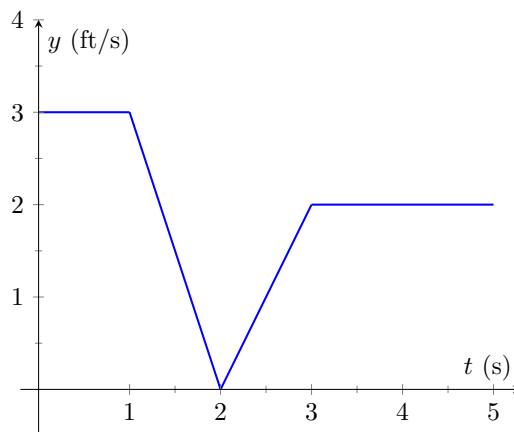


15.



- What is the object's maximum velocity?
- What is the object's maximum displacement?
- What is the object's total displacement on  $[0, 3]$ ?

16.



- What is the object's maximum velocity?
- What is the object's maximum displacement?
- What is the object's total displacement on  $[0, 5]$ ?

17. An object is thrown straight up with a velocity, in ft/s, given by  $v(t) = -32t + 64$ , where  $t$  is in seconds, from a height of 48 feet.

- What is the object's maximum velocity?
- What is the object's maximum displacement?
- When does the maximum displacement occur?
- When will the object reach a height of 0? (Hint: find when the displacement is  $-48$ ft.)

18. An object is thrown straight up with a velocity, in ft/s, given by  $v(t) = -32t + 96$ , where  $t$  is in seconds, from a height of 64 feet.

- What is the object's initial velocity?
- When is the object's displacement 0?
- How long does it take for the object to return to its initial height?
- What is the maximum height the object reaches?

**Exercise Group.** The values of several definite integrals are given as follows:

$$\int_0^2 f(x) dx = 5 \quad \int_0^3 f(x) dx = 7 \quad \int_0^2 g(x) dx = -3 \quad \int_2^3 g(x) dx = 5$$

Use these values and properties of definite integrals to evaluate the indicated definite integral.

19.  $\int_0^2 (f(x) + g(x)) dx$

20.  $\int_0^3 (f(x) - g(x)) dx$

21.  $\int_2^3 (3f(x) + 2g(x)) dx$

22. Find a formula for  $a$  in terms of  $b$  such that  $\int_0^3 (af(x) + bg(x)) dx = 0$ .

**Exercise Group.** The values of several definite integrals are given as follows:

$$\int_0^3 s(t) dt = 10 \quad \int_3^5 s(t) dt = 8 \quad \int_3^5 r(t) dt = -1 \quad \int_0^5 r(t) dt = 11$$

Use these values and properties of definite integrals to evaluate the indicated definite integral.

**23.**  $\int_0^3 (s(t) + r(t)) \, dt$

**25.**  $\int_3^3 (\pi s(t) - 7r(t)) \, dt$

**24.**  $\int_5^0 (s(t) - r(t)) \, dt$

**26.** Find a formula for  $a$  in terms of  $b$  such that  
 $\int_0^5 (ar(t) + bs(t)) \, dt = 0.$

## 5.3 Riemann Sums

In the previous section we defined the definite integral of a function on  $[a, b]$  to be the signed area between the curve and the  $x$ -axis. Some areas were simple to compute; we ended the section with a region whose area was not simple to compute. In this section we develop a technique to find such areas.

A fundamental calculus technique is to first answer a given problem with an approximation, then refine that approximation to make it better, then use limits in the refining process to find the exact answer. That is what we will do here.

Consider the region given in Figure 5.3.2, which is the area under  $y = 4x - x^2$  on  $[0, 4]$ . What is the signed area of this region — i.e., what is  $\int_0^4 (4x - x^2) dx$ ?

We start by approximating. We can surround the region with a rectangle with height and width of 4 and find the area is approximately 16 square units. This is obviously an *over-approximation*; we are including area in the rectangle that is not under the parabola.

We have an approximation of the area, using one rectangle. How can we refine our approximation to make it better? The key to this section is this answer: *use more rectangles*.

Let's use four rectangles with an equal width of 1. This *partitions* the interval  $[0, 4]$  into 4 *subintervals*,  $[0, 1]$ ,  $[1, 2]$ ,  $[2, 3]$  and  $[3, 4]$ . On each subinterval we will draw a rectangle.

There are three common ways to determine the height of these rectangles: the *Left Hand Rule*, the *Right Hand Rule*, and the *Midpoint Rule*. The *Left Hand Rule* says to evaluate the function at the left-hand endpoint of the subinterval and make the rectangle that height. In Figure 5.3.4, the rectangle drawn on the interval  $[2, 3]$  has height determined by the Left Hand Rule; it has a height of  $f(2)$ . (The rectangle is labeled “LHR.”)

The *Right Hand Rule* says the opposite: on each subinterval, evaluate the function at the right endpoint and make the rectangle that height. In the figure, the rectangle drawn on  $[0, 1]$  is drawn using  $f(1)$  as its height; this rectangle is labeled “RHR.”

The *Midpoint Rule* says that on each subinterval, evaluate the function at the midpoint and make the rectangle that height. The rectangle drawn on  $[1, 2]$  was made using the Midpoint Rule, with a height of  $f(1.5)$ . That rectangle is labeled “MPR.”

These are the three most common rules for determining the heights of approximating rectangles, but one is not forced to use one of these three methods. The rectangle on  $[3, 4]$  has a height of approximately  $f(3.53)$ , very close to the Midpoint Rule. It was chosen so that the area of the rectangle is *exactly* the area of the region under  $f$  on  $[3, 4]$ . (Later you'll be able to figure how to do this, too.)

The following example will approximate the value of  $\int_0^4 (4x - x^2) dx$  using these rules.

### Example 5.3.5 Using the Left Hand, Right Hand and Midpoint Rules.

Approximate the value of  $\int_0^4 (4x - x^2) dx$  using the Left Hand Rule, the Right Hand Rule, and the Midpoint Rule, using 4 equally spaced subintervals.

**Solution.** We break the interval  $[0, 4]$  into four subintervals as before. In Figure 5.3.6(a) we see 4 rectangles drawn on  $f(x) = 4x - x^2$  using the Left Hand Rule. (The areas of the rectangles are given in each figure.) Note how in the first subinterval,  $[0, 1]$ , the rectangle has height  $f(0) = 0$ . We add up the areas of each rectangle (height  $\times$  width) for our Left



[youtu.be/watch?v=-4hZaGBw6EI](https://youtu.be/watch?v=-4hZaGBw6EI)

Figure 5.3.1 Video introduction to Section 5.3

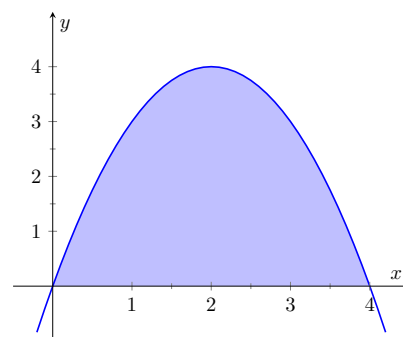


Figure 5.3.2 A graph of  $f(x) = 4x - x^2$ . What is the area of the shaded region?

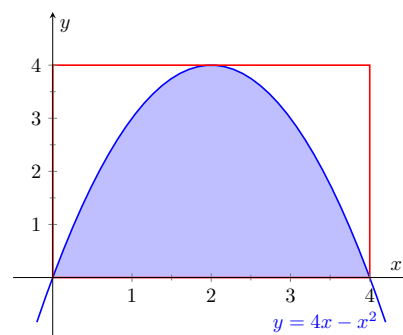


Figure 5.3.3 Approximating area under a curve with one rectangle

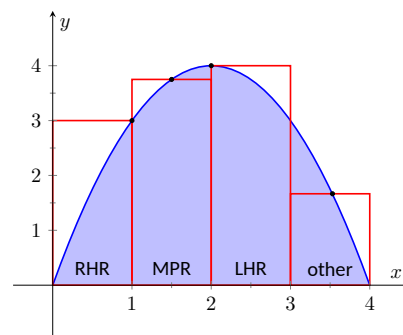


Figure 5.3.4 Approximating  $\int_0^4 (4x - x^2) dx$  using rectangles. The heights of the rectangles are determined using different rules.

Hand Rule approximation:

$$\begin{aligned} & f(0) \cdot 1 + f(1) \cdot 1 + f(2) \cdot 1 + f(3) \cdot 1 \\ &= 0 + 3 + 4 + 3 = 10. \end{aligned}$$

Figure 5.3.6(b) shows 4 rectangles drawn under  $f$  using the Right Hand Rule; note how the  $[3, 4]$  subinterval has a rectangle of height 0. In this example, these rectangles seem to be the mirror image of those found in Figure 5.3.6(a). This is because of the symmetry of our shaded region. Our approximation gives the same answer as before, though calculated a different way:

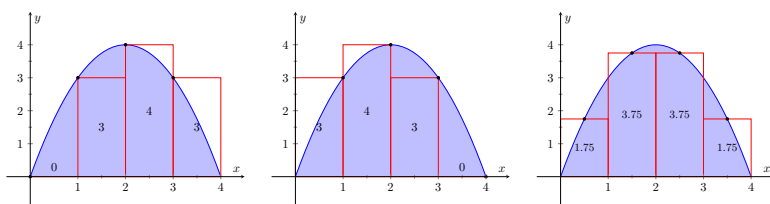
$$\begin{aligned} & f(1) \cdot 1 + f(2) \cdot 1 + f(3) \cdot 1 + f(4) \cdot 1 \\ &= 3 + 4 + 3 + 0 = 10. \end{aligned}$$

Figure 5.3.6(c) shows 4 rectangles drawn under  $f$  using the Midpoint Rule.

This gives an approximation of  $\int_0^4 (4x - x^2) dx$  as:

$$\begin{aligned} & f(0.5) \cdot 1 + f(1.5) \cdot 1 + f(2.5) \cdot 1 + f(3.5) \cdot 1 \\ &= 1.75 + 3.75 + 3.75 + 1.75 = 11. \end{aligned}$$

Our three methods provide two approximations of  $\int_0^4 (4x - x^2) dx$ : 10 and 11.



(a) using the Left Hand Rule

(b) using the Right Hand Rule

(c) using the Midpoint Rule

Figure 5.3.6 Approximating  $\int_0^4 (4x - x^2) dx$  in Example 5.3.5

Video solution



[youtu.be/watch?v=qn8Q1i8s5Ng](https://youtu.be/watch?v=qn8Q1i8s5Ng)

### 5.3.1 Summation Notation

It is hard to tell at this moment which is a better approximation: 10 or 11? We can continue to refine our approximation by using more rectangles. The notation can become unwieldy, though, as we add up longer and longer lists of numbers. We introduce *summation notation* to ameliorate this problem.

Suppose we wish to add up a list of numbers  $a_1, a_2, a_3, \dots, a_9$ . Instead of writing

$$a_1 + a_2 + a_3 + a_4 + a_5 + a_6 + a_7 + a_8 + a_9,$$

we use summation notation and write  $\sum_{i=1}^9 a_i$ . The upper case sigma, *Sigma*, represents the term “sum”. The index (counter) of summation in this example is  $i$ ; any symbol can be used. By convention, the index takes on only the integer values between (and including) the lower and upper bounds. To the right of  $\Sigma$ , the expression  $a_i$  is called the summand. It tells us what we are summing. This



[youtu.be/watch?v=d0gSFCIfRdY](https://youtu.be/watch?v=d0gSFCIfRdY)

Figure 5.3.7 Explaining summation notation

is summarized in Equation (5.3.1).

$$\overbrace{\sum_{i=1}^9}^{\text{upper bound}} \underbrace{a_i}_{\text{summand}} \quad (5.3.1)$$

$i$ -index of summation

Let's practice using this notation.

**Example 5.3.8 Using summation notation.**

Let the numbers  $\{a_i\}$  be defined as  $a_i = 2i - 1$  for integers  $i$ , where  $i \geq 1$ . So  $a_1 = 1$ ,  $a_2 = 3$ ,  $a_3 = 5$ , etc. (The output is the positive odd integers). Evaluate the following summations:

1.  $\sum_{i=1}^6 a_i$

2.  $\sum_{i=3}^7 (3a_i - 4)$

3.  $\sum_{i=1}^4 (a_i)^2$

**Solution.**

1.

$$\begin{aligned} \sum_{i=1}^6 a_i &= a_1 + a_2 + a_3 + a_4 + a_5 + a_6 \\ &= 1 + 3 + 5 + 7 + 9 + 11 \\ &= 36. \end{aligned}$$

2. Note the starting value is different than 1:

$$\begin{aligned} \sum_{i=3}^7 (3a_i - 4) &= (3a_3 - 4) + (3a_4 - 4) + (3a_5 - 4) + (3a_6 - 4) + (3a_7 - 4) \\ &= 11 + 17 + 23 + 29 + 35 \\ &= 115. \end{aligned}$$

3.

$$\begin{aligned} \sum_{i=1}^4 (a_i)^2 &= (a_1)^2 + (a_2)^2 + (a_3)^2 + (a_4)^2 \\ &= 1^2 + 3^2 + 5^2 + 7^2 \\ &= 84. \end{aligned}$$

Video solution



[youtu.be/watch?v=GKaRI\\_a96-Q](https://youtu.be/watch?v=GKaRI_a96-Q)

It might seem odd to stress a new, concise way of writing summations only to write each term out as we add them up. It is. The following theorem gives some of the properties of summations that allow us to work with them without

writing individual terms. Examples will follow.

**Theorem 5.3.9 Properties of Summations.**

1.  $\sum_{i=1}^n c = c \cdot n$ , where  $c$  is a constant.
2.  $\sum_{i=m}^n (a_i \pm b_i) = \sum_{i=m}^n a_i \pm \sum_{i=m}^n b_i$
3.  $\sum_{i=m}^n c \cdot a_i = c \cdot \sum_{i=m}^n a_i$
4.  $\sum_{i=m}^j a_i + \sum_{i=j+1}^n a_i = \sum_{i=m}^n a_i$
5.  $\sum_{i=1}^n i = \frac{n(n+1)}{2}$
6.  $\sum_{i=1}^n i^2 = \frac{n(n+1)(2n+1)}{6}$
7.  $\sum_{i=1}^n i^3 = \left(\frac{n(n+1)}{2}\right)^2$

**Example 5.3.11 Evaluating summations using Theorem 5.3.9.**

Revisit Example 5.3.8 and, using Theorem 5.3.9, evaluate

$$\sum_{i=1}^6 a_i = \sum_{i=1}^6 (2i - 1).$$

**Solution.**

$$\begin{aligned} \sum_{i=1}^6 (2i - 1) &= \sum_{i=1}^6 2i - \sum_{i=1}^6 (1) \\ &= \left(2 \sum_{i=1}^6 i\right) - 6 \\ &= 2 \frac{6(6+1)}{2} - 6 \\ &= 42 - 6 = 36 \end{aligned}$$

We obtained the same answer without writing out all six terms. When dealing with small sizes of  $n$ , it may be faster to write the terms out by hand. However, Theorem 5.3.9 is incredibly important when dealing with large sums as we'll soon see.

### 5.3.2 Riemann Sums

Consider again  $\int_0^4 (4x - x^2) dx$ . We will approximate this definite integral using 16 equally spaced subintervals and the Right Hand Rule in Example 5.3.13. Before doing so, it will pay to do some careful preparation.

Figure 5.3.12 shows a number line of  $[0, 4]$  divided, or *partitioned*, into 16 equally spaced subintervals. We denote 0 as  $x_0$ ; we have marked the values of  $x_4, x_8, x_{12}$  and  $x_{16}$ . We could mark them all, but the figure would get crowded. While it is easy to figure that  $x_9 = 2.25$ , in general, we want a method of determining the value of  $x_i$  without consulting the figure. Consider:



[youtu.be/watch?v=w8jWl2KjOvQ](https://youtu.be/watch?v=w8jWl2KjOvQ)

**Figure 5.3.10** Video presentation of Theorem 5.3.9



**Figure 5.3.12** Dividing  $[0, 4]$  into 16 equally spaced subintervals

$$\begin{array}{c}
 \text{number of subintervals} \\
 \text{between } x_0 \text{ and } x_i \\
 \downarrow \\
 x_i = x_0 + i\Delta x \\
 \begin{array}{cc}
 \uparrow & \nwarrow \\
 \text{starting} & \text{subinterval} \\
 \text{value} & \text{size}
 \end{array}
 \end{array}$$

So  $x_9 = x_0 + 9(4/16) = 2.25$ .

If we had partitioned  $[0, 4]$  into 100 equally spaced subintervals, each subinterval would have length  $\Delta x = 4/100 = 0.04$ . We could compute  $x_{31}$  as

$$x_{31} = x_0 + 31(4/100) = 1.24.$$

(That was far faster than creating a sketch first.)

Given any subdivision of  $[0, 4]$ , the first subinterval is  $[x_0, x_1]$ ; the second is  $[x_1, x_2]$ ; the  $i$ th subinterval is  $[x_{i-1}, x_i]$ .

When using the Left Hand Rule, the height of the  $i$ th rectangle will be  $f(x_{i-1})$ .

When using the Right Hand Rule, the height of the  $i$ th rectangle will be  $f(x_i)$ .

When using the Midpoint Rule, the height of the  $i$ th rectangle will be  $f\left(\frac{x_{i-1} + x_i}{2}\right)$ .

Thus approximating  $\int_0^4 (4x - x^2) dx$  with 16 equally spaced subintervals can be expressed as follows, where  $\Delta x = 4/16 = 1/4$ :

**Left Hand Rule**

$$\sum_{i=1}^{16} f(x_{i-1})\Delta x$$

**Right Hand Rule**

$$\sum_{i=1}^{16} f(x_i)\Delta x$$

**Midpoint Rule**

$$\sum_{i=1}^{16} f\left(\frac{x_{i-1} + x_i}{2}\right)\Delta x$$

We use these formulas in the next two examples. The following example lets us practice using the Right Hand Rule and the summation formulas introduced in [Theorem 5.3.9](#).

### Example 5.3.13 Approximating definite integrals using sums.

Approximate  $\int_0^4 (4x - x^2) dx$  using the Right Hand Rule and summation formulas with 16 and 1000 equally spaced intervals.

**Solution.** Using the formula derived before, using 16 equally spaced intervals and the Right Hand Rule, we can approximate the definite integral as

$$\sum_{i=1}^{16} f(x_i)\Delta x.$$

We have  $\Delta x = 4/16 = 0.25$ . Since  $x_i = 0 + i\Delta x$ , we have

$$x_i = 0 + i\Delta x = i\Delta x.$$

Using the summation formulas, consider:

$$\int_0^4 (4x - x^2) dx \approx \sum_{i=1}^{16} f(x_i)\Delta x$$

$$\begin{aligned}
 &= \sum_{i=1}^{16} f(i\Delta x)\Delta x \\
 &= \sum_{i=1}^{16} (4i\Delta x - (i\Delta x)^2)\Delta x \\
 &= \sum_{i=1}^{16} (4i\Delta x^2 - i^2\Delta x^3) \\
 &= (4\Delta x^2) \sum_{i=1}^{16} i - \Delta x^3 \sum_{i=1}^{16} i^2 \quad (5.3.2) \\
 &= (4\Delta x^2) \frac{16 \cdot 17}{2} - \Delta x^3 \frac{16(17)(33)}{6} \\
 &= 4 \cdot 0.25^2 \cdot 136 - 0.25^3 \cdot 1496 \\
 &= 10.625
 \end{aligned}$$

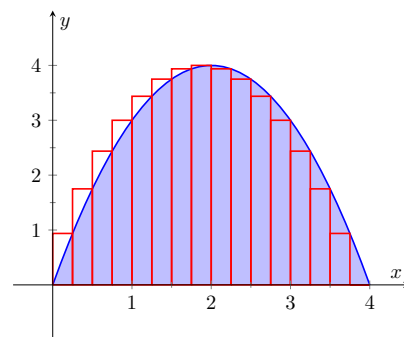
We were able to sum up the areas of 16 rectangles with very little computation. In Figure 5.3.14 the function and the 16 rectangles are graphed. While some rectangles over-approximate the area, other under-approximate the area (by about the same amount). Thus our approximate area of 10.625 is likely a fairly good approximation. Notice Equation (5.3.2); by replacing 16 by 1,000 (and appropriately changing the value of  $\Delta x$ ), we can use that equation to sum up 1000 rectangles!

We do so here, skipping from the original summand to the equivalent of Equation (5.3.2) to save space. Note that  $\Delta x = 4/1000 = 0.004$ .

$$\begin{aligned}
 \int_0^4 (4x - x^2) dx &\approx \sum_{i=1}^{1000} f(x_i)\Delta x \\
 &= (4\Delta x^2) \sum_{i=1}^{1000} i - \Delta x^3 \sum_{i=1}^{1000} i^2 \\
 &= (4\Delta x^2) \frac{1000 \cdot 1001}{2} - \Delta x^3 \frac{1000(1001)(2001)}{6} \\
 &= 10.666656
 \end{aligned}$$

Using many, many rectangles, we have a likely good approximation of  $\int_0^4 (4x - x^2) dx$ . That is,

$$\int_0^4 (4x - x^2) dx \approx 10.666656.$$



**Figure 5.3.14** Approximating  $\int_0^4 (4x - x^2) dx$  with the Right Hand Rule and 16 evenly spaced subintervals

Video solution



[youtu.be/watch?v=urkFFBmu9uQ](https://youtu.be/watch?v=urkFFBmu9uQ)

Before the above example, we stated what the summations for the Left Hand, Right Hand and Midpoint Rules looked like. Each had the same basic structure, which was:

1. each rectangle has the same width, which we referred to as  $\Delta x$ , and
2. each rectangle's height is determined by evaluating  $f$  at a particular point in each subinterval. For instance, the Left Hand Rule states that each rectangle's height is determined by evaluating  $f$  at the left hand endpoint of the subinterval the rectangle lives on.



One could partition an interval  $[a, b]$  with subintervals that do not have the same size. We refer to the length of the  $i$ th subinterval as  $\Delta x_i$ . Also, one could determine each rectangle's height by evaluating  $f$  at *any* point  $c_i$  in the  $i$ th subinterval. Thus the height of the  $i$ th subinterval would be  $f(c_i)$ , and the area of the  $i$ th rectangle would be  $f(c_i)\Delta x_i$ . These ideas are formally defined below.

**Definition 5.3.15 Partition.**

A **partition**  $\Delta x$  of a closed interval  $[a, b]$  is a set of numbers  $x_0, x_1, \dots, x_n$  where

$$a = x_0 < x_1 < \dots < x_{n-1} < x_n = b.$$

The length of the  $i$ th subinterval,  $[x_{i-1}, x_i]$ , is  $\Delta x_i = x_i - x_{i-1}$ . If  $[a, b]$  is partitioned into subintervals of equal length, we let  $\Delta x$  represent the length of each subinterval.

The **size of the partition**, denoted  $\|\Delta x\|$ , is the length of the largest subinterval of the partition.

Summations of rectangles with area  $f(c_i)\Delta x_i$  are named after mathematician Georg Friedrich Bernhard Riemann, as given in the following definition.

**Definition 5.3.17 Riemann Sum.**

Let  $f$  be defined on a closed interval  $[a, b]$ , let  $\Delta x$  be a partition of  $[a, b]$  as given in Definition 5.3.15, and let  $c_i$  denote any value in the  $i$ th subinterval.

The sum

$$\sum_{i=1}^n f(c_i)\Delta x_i$$

is a **Riemann sum** of  $f$  on  $[a, b]$ .

Figure 5.3.19 shows the approximating rectangles of a Riemann sum of  $\int_0^4 (4x - x^2) dx$ . While the rectangles in this example do not approximate well the shaded area, they demonstrate that the subinterval widths may vary and the heights of the rectangles can be determined without following a particular rule.

“Usually” Riemann sums are calculated using one of the three methods we have introduced. The uniformity of construction makes computations easier. Before working another example, let's summarize some of what we have learned in a convenient way.

**Key Idea 5.3.20 Riemann Sum Concepts.**

Consider  $\int_a^b f(x) dx \approx \sum_{i=1}^n f(c_i)\Delta x_i$ .

1. When the  $n$  subintervals have equal length,  $\Delta x_i = \Delta x = \frac{b-a}{n}$ .
2. The  $i$ th term of an equally spaced partition is  $x_i = a + i\Delta x$ . (Thus  $x_0 = a$  and  $x_n = b$ .)

3. The Left Hand Rule summation is:  $\sum_{i=1}^n f(x_{i-1})\Delta x$ .



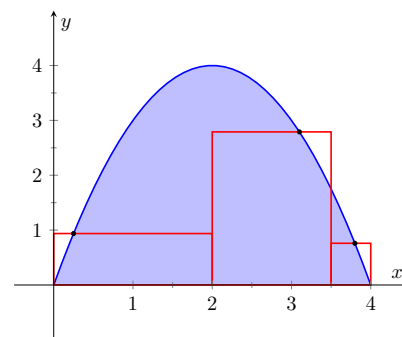
[youtu.be/watch?v=2iw1Mh4iJ0I](https://youtu.be/watch?v=2iw1Mh4iJ0I)

**Figure 5.3.16** Video presentation of Definition 5.3.15



[youtu.be/watch?v=1ZxKyf4JSS4](https://youtu.be/watch?v=1ZxKyf4JSS4)

**Figure 5.3.18** Video presentation of Definition 5.3.17



**Figure 5.3.19** An example of a general Riemann sum to approximate  $\int_0^4 (4x - x^2) dx$

4. The Right Hand Rule summation is:  $\sum_{i=1}^n f(x_i) \Delta x$ .

5. The Midpoint Rule summation is:  $\sum_{i=1}^n f\left(\frac{x_{i-1} + x_i}{2}\right) \Delta x$ .

Let's do another example.

**Example 5.3.21 Approximating definite integrals with sums.**

Approximate  $\int_{-2}^3 (5x + 2) dx$  using the Midpoint Rule and 10 equally spaced intervals.

**Solution.** Following [Key Idea 5.3.20](#), we have

$$\Delta x = \frac{3 - (-2)}{10} = 1/2 \text{ and } x_i = (-2) + (1/2)(i) = i/2 - 2.$$

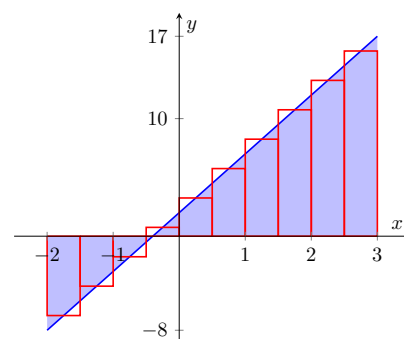
As we are using the Midpoint Rule, we will also need  $x_{i-1}$  and  $\frac{x_{i-1} + x_i}{2}$ . Since  $x_i = i/2 - 2$ ,  $x_{i-1} = (i-1)/2 - 2 = i/2 - 5/2$ . This gives

$$\frac{x_{i-1} + x_i}{2} = \frac{(i/2 - 5/2) + (i/2 - 2)}{2} = \frac{i - 9/2}{2} = i/2 - 9/4.$$

We now construct the Riemann sum and compute its value using summation formulas.

$$\begin{aligned} \int_{-2}^3 (5x + 2) dx &\approx \sum_{i=1}^{10} f\left(\frac{x_{i-1} + x_i}{2}\right) \Delta x \\ &= \sum_{i=1}^{10} f(i/2 - 9/4) \Delta x \\ &= \sum_{i=1}^{10} (5(i/2 - 9/4) + 2) \Delta x \\ &= \Delta x \sum_{i=1}^{10} \left[ \left(\frac{5}{2}\right)i - \frac{37}{4} \right] \\ &= \Delta x \left( \frac{5}{2} \sum_{i=1}^{10} (i) - \sum_{i=1}^{10} \left(\frac{37}{4}\right) \right) \\ &= \frac{1}{2} \left( \frac{5}{2} \cdot \frac{10(11)}{2} - 10 \cdot \frac{37}{4} \right) \\ &= \frac{45}{2} = 22.5 \end{aligned}$$

Note the graph of  $f(x) = 5x + 2$  in [Figure 5.3.22](#). The regions whose area is computed by the definite integral are triangles, meaning we can find the exact answer without summation techniques. We find that the exact answer is indeed 22.5. One of the strengths of the Midpoint Rule is that often each rectangle includes area that should not be counted, but misses other area that should. When the partition size is small, these two amounts are about equal and these errors almost “cancel each other out.” In this example, since our function is a line, these errors are exactly equal and they do cancel each other out, giving us the exact answer.



**Figure 5.3.22** Approximating  $\int_{-2}^3 (5x + 2) dx$  using the Midpoint Rule and 10 evenly spaced subintervals in [Example 5.3.21](#)

Note too that when the function is negative, the rectangles have a “negative” height. When we compute the area of the rectangle, we use  $f(c_i)\Delta x$ ; when  $f$  is negative, the area is counted as negative.

Notice in the previous example that while we used 10 equally spaced intervals, the number “10” didn’t play a big role in the calculations until the very end. Mathematicians love to abstract ideas; let’s approximate the area of another region using  $n$  subintervals, where we do not specify a value of  $n$  until the very end.

**Example 5.3.23 Approximating definite integrals with a formula, using sums.**

Revisit  $\int_0^4 (4x - x^2) dx$  yet again. Approximate this definite integral using the Right Hand Rule with  $n$  equally spaced subintervals.

**Solution.** Using [Key Idea 5.3.20](#), we know  $\Delta x = \frac{4-0}{n} = 4/n$ . We also find  $x_i = 0 + i\Delta x = 4i/n$ .

We construct the Right Hand Rule Riemann sum as follows. Be sure to follow each step carefully. If you get stuck, and do not understand how one line proceeds to the next, you may skip to the result and consider how this result is used. You should come back, though, and work through each step for full understanding.

$$\begin{aligned}
 \int_0^4 (4x - x^2) dx &\approx \sum_{i=1}^n f(x_i) \Delta x \\
 &= \sum_{i=1}^n f\left(\frac{4i}{n}\right) \Delta x \\
 &= \sum_{i=1}^n \left[ 4\frac{4i}{n} - \left(\frac{4i}{n}\right)^2 \right] \Delta x \\
 &= \sum_{i=1}^n \left( \frac{16\Delta x}{n} \right) i - \sum_{i=1}^n \left( \frac{16\Delta x}{n^2} \right) i^2 \\
 &= \left( \frac{16\Delta x}{n} \right) \sum_{i=1}^n i - \left( \frac{16\Delta x}{n^2} \right) \sum_{i=1}^n i^2 \\
 &= \left( \frac{16\Delta x}{n} \right) \cdot \frac{n(n+1)}{2} - \left( \frac{16\Delta x}{n^2} \right) \frac{n(n+1)(2n+1)}{6} \\
 &= \frac{32(n+1)}{n} - \frac{32(n+1)(2n+1)}{3n^2} \quad (\text{recall } \Delta x = 4/n) \\
 &= \frac{32}{3} \left( 1 - \frac{1}{n^2} \right) \quad (\text{after simplifying})
 \end{aligned}$$

The result is an amazing, easy to use formula. To approximate the definite integral with 10 equally spaced subintervals and the Right Hand Rule, set  $n = 10$  and compute

$$\int_0^4 (4x - x^2) dx \approx \frac{32}{3} \left( 1 - \frac{1}{10^2} \right) = 10.56.$$

Recall how earlier we approximated the definite integral with 4 subintervals; with  $n = 4$ , the formula gives 10, our answer as before.

Video solution



[youtu.be/watch?v=O6S1f6-D8Ls](https://youtu.be/watch?v=O6S1f6-D8Ls)

It is now easy to approximate the integral with 1,000,000 subintervals! Hand-held calculators will round off the answer a bit prematurely giving an answer of 10.66666667. (The actual answer is 10.66666666666656.)

We now take an important leap. Up to this point, our mathematics has been limited to geometry and algebra (finding areas and manipulating expressions). Now we apply *calculus*. For any *finite*  $n$ , we know that

$$\int_0^4 (4x - x^2) dx \approx \frac{32}{3} \left(1 - \frac{1}{n^2}\right).$$

Both common sense and high-level mathematics tell us that as  $n$  gets large, the approximation gets better. In fact, if we take the *limit* as  $n \rightarrow \infty$ , we get the *exact area* described by  $\int_0^4 (4x - x^2) dx$ . That is,

$$\begin{aligned} \int_0^4 (4x - x^2) dx &= \lim_{n \rightarrow \infty} \frac{32}{3} \left(1 - \frac{1}{n^2}\right) \\ &= \frac{32}{3} (1 - 0) \\ &= \frac{32}{3} = 10.\bar{6} \end{aligned}$$

This is a fantastic result. By considering  $n$  equally-spaced subintervals, we obtained a formula for an approximation of the definite integral that involved our variable  $n$ . As  $n$  grows large — without bound — the error shrinks to zero and we obtain the exact area.

This section started with a fundamental calculus technique: make an approximation, refine the approximation to make it better, then use limits in the refining process to get an exact answer. That is precisely what we just did.

Let's practice this again.

**Example 5.3.24 Approximating definite integrals with a formula, using sums.**

Find a formula that approximates  $\int_{-1}^5 x^3 dx$  using the Right Hand Rule and  $n$  equally spaced subintervals, then take the limit as  $n \rightarrow \infty$  to find the exact area.

**Solution.** Following [Key Idea 5.3.20](#), we have  $\Delta x = \frac{5 - (-1)}{n} = 6/n$ . We have  $x_i = (-1) + i\Delta x$ , which is the right endpoint of the  $i$ th subinterval. The Riemann sum corresponding to the Right Hand Rule is (followed by simplifications):

$$\begin{aligned} \int_{-1}^5 x^3 dx &\approx \sum_{i=1}^n f(x_i) \Delta x \\ &= \sum_{i=1}^n f(-1 + i\Delta x) \Delta x \\ &= \sum_{i=1}^n (-1 + i\Delta x)^3 \Delta x \\ &= \sum_{i=1}^n ((i\Delta x)^3 - 3(i\Delta x)^2 + 3i\Delta x - 1) \Delta x \text{ (now distribute } \Delta x) \end{aligned}$$

Video solution



[youtu.be/watch?v=LjMZOVNdRxQ](https://youtu.be/watch?v=LjMZOVNdRxQ)

$$\begin{aligned}
&= \sum_{i=1}^n (i^3 \Delta x^4 - 3i^2 \Delta x^3 + 3i \Delta x^2 - \Delta x) \text{ (now split up summation)} \\
&= \Delta x^4 \sum_{i=1}^n i^3 - 3\Delta x^3 \sum_{i=1}^n i^2 + 3\Delta x^2 \sum_{i=1}^n i - \sum_{i=1}^n \Delta x \\
&= \Delta x^4 \left( \frac{n(n+1)}{2} \right)^2 - 3\Delta x^3 \frac{n(n+1)(2n+1)}{6} + 3\Delta x^2 \frac{n(n+1)}{2} - n\Delta x
\end{aligned}$$

(use  $\Delta x = 6/n$ )

$$= \frac{1296}{n^4} \cdot \frac{n^2(n+1)^2}{4} - 3 \frac{216}{n^3} \cdot \frac{n(n+1)(2n+1)}{6} + 3 \frac{36}{n^2} \frac{n(n+1)}{2} - 6$$

(now do a sizable amount of algebra to simplify)

$$= 156 + \frac{378}{n} + \frac{216}{n^2}$$

Once again, we have found a compact formula for approximating the definite integral with  $n$  equally spaced subintervals and the Right Hand Rule. Using 10 subintervals, we have an approximation of 195.96 (these rectangles are shown in Figure 5.3.25). Using  $n = 100$  gives an approximation of 159.802.

Now find the exact answer using a limit:

$$\int_{-1}^5 x^3 dx = \lim_{n \rightarrow \infty} \left( 156 + \frac{378}{n} + \frac{216}{n^2} \right) = 156.$$

Video solution



[youtu.be/watch?v=yvWSszlOXvc](https://youtu.be/watch?v=yvWSszlOXvc)

### 5.3.3 Limits of Riemann Sums

We have used limits to evaluate given definite integrals. Will this always work? It can be shown, given not-very-restrictive conditions, that yes, it will always work — this is the content of Theorem 5.3.26 below.

The previous two examples demonstrated how an expression such as

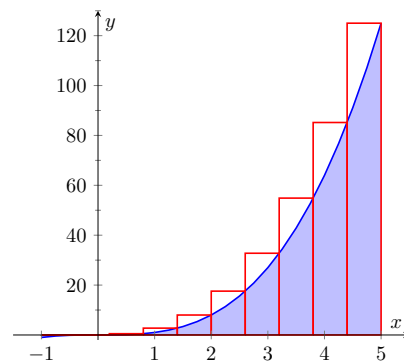
$$\sum_{i=1}^n f(x_i) \Delta x$$

can be rewritten as an expression explicitly involving  $n$ , such as  $32/3(1 - 1/n^2)$ .

Viewed in this manner, we can think of the summation as a function of  $n$ . An  $n$  value is given (where  $n$  is a positive integer), and the sum of areas of  $n$  equally spaced rectangles is returned, using the Left Hand, Right Hand, or Mid-point Rules.

Given a definite integral  $\int_a^b f(x) dx$ , let:

- $S_L(n) = \sum_{i=1}^n f(x_{i-1}) \Delta x$ , the sum of equally spaced rectangles formed using the Left Hand Rule,
- $S_R(n) = \sum_{i=1}^n f(x_i) \Delta x$ , the sum of equally spaced rectangles formed using the Right Hand Rule, and



**Figure 5.3.25** Approximating  $\int_{-1}^5 x^3 dx$  using the Right Hand Rule and 10 evenly spaced subintervals

- $S_M(n) = \sum_{i=1}^n f\left(\frac{x_{i-1} + x_i}{2}\right) \Delta x$ , the sum of equally spaced rectangles formed using the Midpoint Rule.

Recall the definition of a limit as  $n \rightarrow \infty$ :  $\lim_{n \rightarrow \infty} S_L(n) = K$  if, given any  $\varepsilon > 0$ , there exists  $N > 0$  such that

$$|S_L(n) - K| < \varepsilon \text{ when } n \geq N.$$

The following theorem states that we can use any of our three rules to find the exact value of a definite integral  $\int_a^b f(x) dx$ . It also goes two steps further. The theorem states that the height of each rectangle doesn't have to be determined following a specific rule, but could be  $f(c_i)$ , where  $c_i$  is any point in the  $i$ th subinterval, as discussed before Riemann Sums were defined in [Definition 5.3.17](#).

The theorem goes on to state that the rectangles do not need to be of the same width. Using the notation of [Definition 5.3.15](#), let  $\Delta x_i$  denote the length of the  $i$ th subinterval in a partition of  $[a, b]$  and let  $\|\Delta x\|$  represent the length of the largest subinterval in the partition: that is,  $\|\Delta x\|$  is the largest of all the  $\Delta x_i$ . If  $\|\Delta x\|$  is small, then  $[a, b]$  must be partitioned into many subintervals, since all subintervals must have small lengths. "Taking the limit as  $\|\Delta x\|$  goes to zero" implies that the number  $n$  of subintervals in the partition is growing to infinity, as the largest subinterval length is becoming arbitrarily small. We then interpret the expression

$$\lim_{\|\Delta x\| \rightarrow 0} \sum_{i=1}^n f(c_i) \Delta x_i$$

as "the limit of the sum of the areas of rectangles, where the width of each rectangle can be different but getting small, and the height of each rectangle is not necessarily determined by a particular rule." The theorem states that this Riemann Sum also gives the value of the definite integral of  $f$  over  $[a, b]$ .

#### Theorem 5.3.26 Definite Integrals and the Limit of Riemann Sums.

Let  $f$  be continuous on the closed interval  $[a, b]$  and let  $S_L(n)$ ,  $S_R(n)$ ,  $S_M(n)$ ,  $\Delta x$ ,  $\Delta x_i$  and  $c_i$  be defined as before. Then:

1. 
$$\begin{aligned} \lim_{n \rightarrow \infty} S_L(n) &= \lim_{n \rightarrow \infty} S_R(n) \\ &= \lim_{n \rightarrow \infty} S_M(n) \\ &= \lim_{n \rightarrow \infty} \sum_{i=1}^n f(c_i) \Delta x \end{aligned}$$
2. 
$$\lim_{n \rightarrow \infty} \sum_{i=1}^n f(c_i) \Delta x = \int_a^b f(x) dx$$
3. 
$$\lim_{\|\Delta x\| \rightarrow 0} \sum_{i=1}^n f(c_i) \Delta x_i = \int_a^b f(x) dx$$

We summarize what we have learned over the past few sections here.

- Knowing the "area under the curve" can be useful. One common example: the area under a velocity curve is displacement.



[youtu.be/watch?v=A-WLvclVMC0](https://youtu.be/watch?v=A-WLvclVMC0)

Figure 5.3.27 Video presentation of Theorem 5.3.26

One of the things [Theorem 5.3.26](#) tells us is that if  $f$  is continuous on  $[a, b]$ , then the definite integral  $\int_a^b f(x) dx$  is guaranteed to exist.

Knowing that every continuous function can be integrated is useful, since most of the functions we work with are continuous. However, it turns out that a function can be integrated even if it has a finite number of discontinuities, as long as these are removable or jump discontinuities.

- We have defined the definite integral,  $\int_a^b f(x) dx$ , to be the signed area under  $f$  on the interval  $[a, b]$ .
- While we can approximate a definite integral many ways, we have focused on using rectangles whose heights can be determined using the Left Hand Rule, the Right Hand Rule and the Midpoint Rule.
- Sums of rectangles of this type are called Riemann sums.
- The exact value of the definite integral can be computed using the limit of a Riemann sum. We generally use one of the above methods as it makes the algebra simpler.

We first learned of derivatives through limits then learned rules that made the process simpler. We know of a way to evaluate a definite integral using limits; in the next section we will see how the Fundamental Theorem of Calculus makes the process simpler. The key feature of this theorem is its connection between the indefinite integral and the definite integral.

## 5.3.4 Exercises

## Terms and Concepts

1. A fundamental calculus technique is to use \_\_\_\_\_ to refine approximations to get an exact answer.
2. What is the upper bound in the summation  $\sum_{i=2}^{14} (35i + 217)$ ?
3. This section approximates definite integrals using what geometric shape?
4. (☐ True ☐ False) A sum using the Right Hand Rule is an example of a Riemann Sum.

## Problems

**Exercise Group.** Write out each term of the summation and compute the sum.

- |   |                                       |
|---|---------------------------------------|
| 5. $\sum_{i=3}^5 i^2$                                       | 6. $\sum_{i=-2}^3 (5i + 2)$           |
| 7. $\sum_{i=-2}^2 \sin\left(\frac{\pi i}{2}\right)$         | 8. $\sum_{i=1}^8 5$                   |
| 9. $\sum_{i=1}^6 \frac{1}{i}$                               | 10. $\sum_{i=1}^8 (-1)^i i$           |
| 11. $\sum_{i=1}^3 \left(\frac{1}{i} - \frac{1}{i+1}\right)$ | 12. $\sum_{i=0}^6 (-1)^i \cos(\pi i)$ |

**Exercise Group.** Write the sum in summation notation.

- |   |  |
|---|--|
| 13. $5 + 10 + 15 + 20$  | 14. $-2 + (-1) + 2 + 7 + 14 + 23 + 34$ |
| 15. $\frac{1}{5} + \frac{2}{6} + \frac{3}{7} + \frac{4}{8} + \frac{5}{9}$ | 16. $e - e^2 + e^3 - e^4 + e^5$        |

**Exercise Group.** Evaluate the summation using [Theorem 5.3.9](#).

- |  |   |
|--|---|
| 17. $\sum_{i=1}^8 5$                       | 18. $\sum_{i=1}^{28} i$                 |
| 19. $\sum_{i=1}^{12} (3i^2 - 2i)$          | 20. $\sum_{i=1}^{12} (6i^3 + 4)$        |
| 21. $\sum_{i=1}^8 (4i^3 - 10i^2 + 3i + 7)$ | 22. $\sum_{i=1}^9 (i^3 - 4i^2 + i - 3)$ |
| 23. $1 + 2 + 3 + \cdots + 94 + 95$         | 24. $1 + 4 + 9 + \cdots + 484 + 529$    |

**Exercise Group.** [Theorem 5.3.9](#) states  $\sum_{i=1}^n a_i = \sum_{i=1}^k a_i + \sum_{i=k+1}^n a_i$ , so  $\sum_{i=k+1}^n a_i = \sum_{i=1}^n a_i - \sum_{i=1}^k a_i$ . Use this fact, along with other parts of [Theorem 5.3.9](#), to evaluate the summation.

- |                          |                            |
|--------------------------|----------------------------|
| 25. $\sum_{i=11}^{20} i$ | 26. $\sum_{i=17}^{29} i^3$ |
| 27. $\sum_{i=8}^{15} 6$  | 28. $\sum_{i=8}^{13} 3i^3$ |

**Exercise Group.** In the following exercises, a definite integral  $\int_a^b f(x) dx$  is given.

- (a) Graph  $f(x)$  on  $[a, b]$ .



(b) Add to the sketch rectangles using the provided rule.

(c) Approximate  $\int_a^b f(x) dx$  by summing the areas of the rectangles.

29.  $\int_{-3}^3 x^2 dx$ , with 6 rectangles using the Left Hand Rule.

31.  $\int_0^\pi \sin(x) dx$ , with 6 rectangles using the Right Hand Rule.

33.  $\int_1^2 \ln(x) dx$ , with 3 rectangles using the Midpoint Rule.

30.  $\int_0^2 (5 - x^2) dx$ , with 4 rectangles using the Midpoint Rule.

32.  $\int_0^3 2^x dx$ , with 5 rectangles using the Left Hand Rule.

34.  $\int_1^9 \frac{1}{x} dx$ , with 4 rectangles using the Right Hand Rule.

**Exercise Group.** A definite integral is given below. As demonstrated in [Examples 5.3.23](#) and [5.3.24](#), do the following:

(a) Find a formula to approximate the definite integral using  $n$  subintervals and the provided rule.

(b) Evaluate the formula using  $n = 10, 100$ , and  $1000$ .

(c) Find the limit of the formula, as  $n \rightarrow \infty$ , to find the exact value of the definite integral.

35.  $\int_0^1 x^3 dx$ , using the Left Hand Rule.

37.  $\int_{-2}^1 (3x + 2) dx$ , using the Midpoint Rule.

39.  $\int_{-10}^{10} (3 - x) dx$ , using the Left Hand Rule.

36.  $\int_{-1}^2 2x^2 dx$ , using the Left Hand Rule.

38.  $\int_2^6 (4x^2 + 1) dx$ , using the Left Hand Rule.

40.  $\int_0^1 (x^3 - x^2) dx$ , using the Right Hand Rule.

## 5.4 The Fundamental Theorem of Calculus

Let  $f(t)$  be a continuous function defined on  $[a, b]$ . The definite integral  $\int_a^b f(x) dx$  is the “area under  $f$ ” on  $[a, b]$ . We can turn this concept into a function by letting the upper (or lower) bound vary.

Let  $F(x) = \int_a^x f(t) dt$ . It computes the area under  $f$  on  $[a, x]$  as illustrated in Figure 5.4.2. We can study this function using our knowledge of the definite integral. For instance,  $F(a) = 0$  since  $\int_a^a f(t) dt = 0$ .

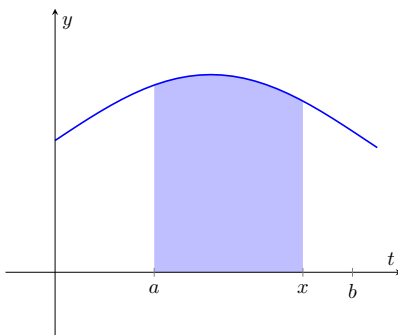


Figure 5.4.2 The area of the shaded region is  $F(x) = \int_a^x f(t) dt$

### Example 5.4.3 Exploring the “Area so far” function.

Consider  $f(t) = 2t$  pictured in Figure 5.4.4 and its associated “area so far” function,  $F(x) = \int_1^x 2t dt$ . Using the graph of  $f$  and geometry, find an explicit formula for  $F$ .

**Solution.** We can see from Figure 5.4.5 that for  $x \geq 1$ , the area under the curve can be found by subtracting the area of two triangles. The larger triangle will have a base of  $x$  and a height of  $f(x) = 2x$ , while the smaller triangle will have a base of 1 and a height of 2. Therefore, the area under the curve for  $x \geq 1$  is given by  $A(x) = \frac{1}{2}(x)(2x) - \frac{1}{2}(1)(2) = x^2 - 1$ .

Note that this same formula holds for  $x < 1$ . If  $x < 1$ , then  $F(x) = \int_1^x 2t dt = -\int_x^1 2t dt$ . The areas to the left of  $x = 1$  will have opposite signs (since they are accumulated *before*  $x = 1$ ). For example, when  $x = 0$ ,  $F(0) = -\int_0^1 2t dt = -\frac{1}{2}(1)(2) = -1$ . This is the same value we get from evaluating  $x^2 - 1$  for  $x = 0$ . Also notice that  $F(-1) = \int_1^{-1} 2t dt = -\int_{-1}^1 2t dt$ . This integral is clearly 0 since the areas over  $[-1, 0]$  and  $[0, 1]$  will sum to zero. Again, this is the same answer obtained by evaluating  $x^2 - 1$  for  $x = -1$ .

Therefore, we can reasonably say that  $F(x) = x^2 - 1$ . A plot of both  $f(x) = 2x$  and  $F(x) = x^2 - 1$  are given in Figure 5.4.6. You should notice a familiar relationship between these two functions. This relationship is formally stated in Theorem 5.4.7.



[youtu.be/watch?v=8d3R9MSwKuk](https://youtu.be/watch?v=8d3R9MSwKuk)

Figure 5.4.1 Video introduction to Section 5.4

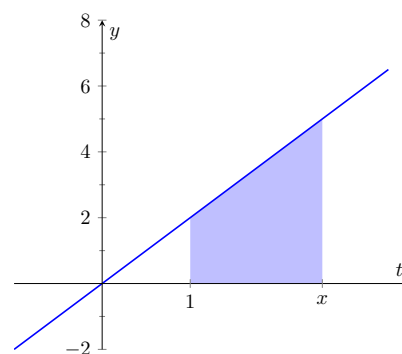


Figure 5.4.4 The area of the shaded region is  $F(x) = \int_1^x 2t dt$

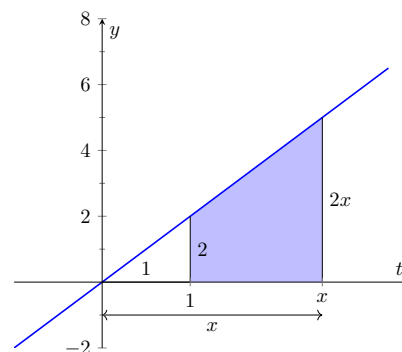


Figure 5.4.5 The area of the shaded region is  $F(x) = \int_1^x 2t dt$

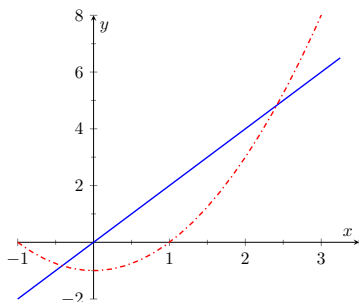


Figure 5.4.6 Graphs of  $f(x) = 2x$  and  $F(x) = x^2 - 1$

Video solution



[youtu.be/watch?v=zVvMghQRLcl](https://youtu.be/watch?v=zVvMghQRLcl)

### 5.4.1 Fundamental Theorem of Calculus, Parts 1 and 2

As [Example 5.4.3](#) hinted, we can apply calculus ideas to  $F(x)$ ; in particular, we can compute its derivative. In [Example 5.4.3](#),  $F(x) = x^2 - 1$ , so  $F'(x) = 2x = f(x)$ . While this may seem like an innocuous thing to do, it has far-reaching implications, as demonstrated by the fact that the result is given as an important theorem.

#### Theorem 5.4.7 The Fundamental Theorem of Calculus, Part 1.

Let  $f$  be continuous on  $[a, b]$  and let  $F(x) = \int_a^x f(t) dt$ . Then  $F$  is continuous on  $[a, b]$ , differentiable on  $(a, b)$ , and

$$F'(x) = f(x).$$

In other words:

$$\frac{d}{dx} \left( \int_a^x f(t) dt \right) = f(x).$$

Initially this seems simple, as demonstrated in the following example.

#### Example 5.4.9 Using the Fundamental Theorem of Calculus, Part 1.

Let  $F(x) = \int_{-5}^x (t^2 + \sin(t)) dt$ . What is  $F'(x)$ ?

**Solution.** Using the Fundamental Theorem of Calculus, we have  $F'(x) = x^2 + \sin(x)$ . That is, the derivative of the “area so far” function, is simply the integrand replacing  $x$  with  $t$ .

This simple example reveals something incredible:  $F(x)$  is an antiderivative of  $x^2 + \sin(x)$ ! Therefore,  $F(x) = \frac{1}{3}x^3 - \cos(x) + C$  for some value of  $C$ . (We can find  $C$ , but generally we do not care. We know that  $F(-5) = 0$ , which allows us to compute  $C$ . In this case,  $C = \cos(-5) + \frac{125}{3}$ .)

What we have done in [Example 5.4.9](#) was more than finding a complicated way of computing an antiderivative. Consider a function  $f$  defined on an open interval containing  $a$ ,  $b$  and  $c$ . Suppose we want to compute  $\int_a^b f(t) dt$ . First, let

$$F(x) = \int_c^x f(t) dt. \quad (5.4.1)$$



[youtu.be/watch?v=TE3kZRIsO-Q](https://youtu.be/watch?v=TE3kZRIsO-Q)

Figure 5.4.8 Video presentation of Theorem 5.4.7

Video solution



[youtu.be/watch?v=7tHmgPcUZG4](https://youtu.be/watch?v=7tHmgPcUZG4)

Using the properties of the definite integral found in [Theorem 5.2.11](#), we know

$$\begin{aligned}\int_a^b f(t) dt &= \int_a^c f(t) dt + \int_c^b f(t) dt \\ &= -\int_c^a f(t) dt + \int_c^b f(t) dt\end{aligned}$$

Using [Equation \(5.4.1\)](#), let  $x = a$  in the first integral and  $x = b$  in the second integral so that  $\int_c^a f(t) dt = F(a)$  and  $\int_c^b f(t) dt = F(b)$ . Therefore:

$$\begin{aligned}\int_a^b f(t) dt &= -F(a) + F(b) \\ &= F(b) - F(a).\end{aligned}$$

We now see how indefinite integrals and definite integrals are related: we can evaluate a definite integral using antiderivatives! In fact, this is exactly what we noticed in [Example 5.4.3](#). The “area so far” function was indeed an antiderivative of the integrand. This is the second part of the Fundamental Theorem of Calculus.

**Theorem 5.4.10 Fundamental Theorem of Calculus, Part 2.**

Let  $f$  be continuous on  $[a, b]$  and let  $F$  be any antiderivative of  $f$ . Then

$$\int_a^b f(x) dx = F(b) - F(a).$$

As its name suggests, the Fundamental Theorem of Calculus is an important result. In fact, it's sufficiently important that it's worth taking a moment to understand why it's true. A proof is given in [Figure 5.4.12](#).

**Example 5.4.13 Using the Fundamental Theorem of Calculus, Part 2.**

We spent a great deal of time in the previous section studying  $\int_0^4 (4x - x^2) dx$ . Using the Fundamental Theorem of Calculus, evaluate this definite integral.

**Solution.** We need an antiderivative of  $f(x) = 4x - x^2$ . All antiderivatives of  $f$  have the form  $F(x) = 2x^2 - \frac{1}{3}x^3 + C$ ; for simplicity, choose  $C = 0$ .

The Fundamental Theorem of Calculus states

$$\begin{aligned}\int_0^4 (4x - x^2) dx &= F(4) - F(0) \\ &= (2(4)^2 - \frac{1}{3}4^3) - (0 - 0) \\ &= 32 - \frac{64}{3} = 32/3.\end{aligned}$$

This is the same answer we obtained using limits in the previous section, just with much less work.

**Notation:** A special notation is often used in the process of evaluating definite integrals using the Fundamental Theorem of Calculus. Instead of explicitly writing  $F(b) - F(a)$ , the notation  $F(x) \Big|_a^b$  is used. Thus the solution to [Exam-](#)



[youtu.be/watch?v=jU\\_WUPjamFQ](https://youtu.be/watch?v=jU_WUPjamFQ)

**Figure 5.4.11** Video presentation of [Theorem 5.4.10](#)



[youtu.be/watch?v=8doi\\_AI\\_img](https://youtu.be/watch?v=8doi_AI_img)

**Figure 5.4.12** Proving the Fundamental Theorem of Calculus

ple 5.4.13 would be written as:

$$\begin{aligned}\int_0^4 (4x - x^2) dx &= \left(2x^2 - \frac{1}{3}x^3\right)\bigg|_0^4 \\ &= (2(4)^2 - \frac{1}{3}4^3) - (0 - 0) = 32/3.\end{aligned}$$

*The Constant  $C$ :* Any antiderivative  $F(x)$  can be chosen when using the Fundamental Theorem of Calculus to evaluate a definite integral, meaning any value of  $C$  can be picked. The constant *always* cancels out of the expression when evaluating  $F(b) - F(a)$ , so it does not matter what value is picked. This being the case, we might as well let  $C = 0$ .

**Example 5.4.14 Using the Fundamental Theorem of Calculus, Part 2.**

Evaluate the following definite integrals.

1.  $\int_{-2}^2 x^3 dx$
2.  $\int_0^\pi \sin(x) dx$
3.  $\int_0^5 e^t dt$
4.  $\int_4^9 \sqrt{u} du$
5.  $\int_1^5 2 dx$

**Solution.**

1.

$$\begin{aligned}\int_{-2}^2 x^3 dx &= \frac{1}{4}x^4\bigg|_{-2}^2 \\ &= \left(\frac{1}{4}2^4\right) - \left(\frac{1}{4}(-2)^4\right) \\ &= 0.\end{aligned}$$

2.

$$\begin{aligned}\int_0^\pi \sin(x) dx &= -\cos(x)\bigg|_0^\pi \\ &= -\cos(\pi) - (-\cos(0)) \\ &= 1 + 1 = 2.\end{aligned}$$

(This is interesting; it says that the area under one “hump” of a sine curve is 2.)

3.

$$\begin{aligned}\int_0^5 e^t dt &= e^t\bigg|_0^5 \\ &= e^5 - e^0 \\ &= e^5 - 1 \approx 147.41.\end{aligned}$$

4.

$$\int_4^9 \sqrt{u} du = \int_4^9 u^{\frac{1}{2}} du$$

$$\begin{aligned}
 &= \frac{2}{3} u^{\frac{3}{2}} \Big|_4^9 \\
 &= \frac{2}{3} \left( 9^{\frac{3}{2}} - 4^{\frac{3}{2}} \right) \\
 &= \frac{2}{3} (27 - 8) = \frac{38}{3}.
 \end{aligned}$$

5.

$$\begin{aligned}
 \int_1^5 2 \, dx &= 2x \Big|_1^5 \\
 &= 2(5) - 2 \\
 &= 2(5 - 1) = 8.
 \end{aligned}$$

This integral is interesting; the integrand is a constant function, hence we are finding the area of a rectangle with width  $(5-1) = 4$  and height 2. Notice how the evaluation of the definite integral led to  $2(4) = 8$ . In general, if  $c$  is a constant, then  $\int_a^b c \, dx = c(b-a)$ .

Video solution


[youtu.be/watch?v=YxQyFln5UIQ](https://youtu.be/watch?v=YxQyFln5UIQ)

### 5.4.2 Understanding Motion with the Fundamental Theorem of Calculus

We established, starting with [Key Idea 2.2.3](#), that the derivative of a position function is a velocity function, and the derivative of a velocity function is an acceleration function. Now consider definite integrals of velocity and acceleration functions. Specifically, if  $v(t)$  is a velocity function, what does  $\int_a^b v(t) \, dt$  mean?

The Fundamental Theorem of Calculus states that

$$\int_a^b v(t) \, dt = V(b) - V(a),$$

where  $V(t)$  is any antiderivative of  $v(t)$ . Since  $v(t)$  is a velocity function,  $V(t)$  must be a position function, and  $V(b) - V(a)$  measures a change in position, or *displacement*.

#### Example 5.4.15 Finding displacement and distance.

A ball is thrown straight up with velocity given by  $v(t) = -32t + 20$  ft/s, where  $t$  is measured in seconds. Find, and interpret,  $\int_0^1 v(t) \, dt$  and  $\int_0^1 |v(t)| \, dt$ .

**Solution.** Using the Fundamental Theorem of Calculus, we have

$$\begin{aligned}
 \int_0^1 v(t) \, dt &= \int_0^1 (-32t + 20) \, dt \\
 &= (-16t^2 + 20t) \Big|_0^1 \\
 &= 4.
 \end{aligned}$$

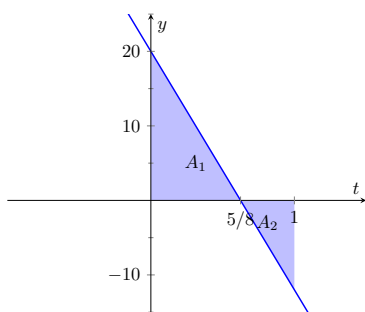
Thus if a ball is thrown straight up into the air with velocity  $v(t) = -32t + 20$ , the height of the ball, 1 second later, will be 4 feet above the initial height.

Note that the ball has *traveled* much farther. It has gone up to its peak and is falling down, but the difference between its height at  $t = 0$  and  $t = 1$  is 4ft.

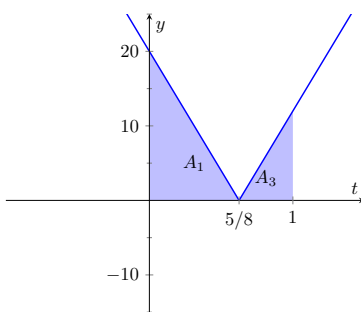
If we wish to find the total distance traveled, we must evaluate  $\int_0^1 |v(t)| dt$  (noting that negative velocities will reduce the displacement, but we want *distance*, not displacement). In this case, we know that the velocity changes sign once when  $v(t) = 0$ , so  $t = 20/32 = 5/8$  seconds. The velocity is positive over  $[0, 5/8]$  and negative over  $[5/8, 1]$ . Therefore

$$\begin{aligned}\int_0^1 |v(t)| dt &= \int_0^{5/8} v(t) dt + \int_{5/8}^1 -v(t) dt \\ &= \int_0^{5/8} (-32t + 20) dt - \int_{5/8}^1 (-32t + 20) dt \\ &= (-16t^2 + 20t) \Big|_0^{5/8} - (-16t^2 + 20t) \Big|_{5/8}^1 \\ &= \frac{25}{4} - \left(-\frac{9}{4}\right) = 9.\end{aligned}$$

So the total distance traveled over  $[0, 1]$  is  $\int_0^1 |-32t + 20| dt = 9$  feet. As we can see in Figure 5.4.16, the positive area between  $v(t)$  and the  $t$ -axis,  $A_1 = 25/4$ , while the negative area,  $A_2 = -9/4$ . When we add these two areas, we get the displacement of 4 ft. But when we add the absolute value of both of these areas (as in Figure 5.4.17), we get the total distance of 9 ft.



**Figure 5.4.16** The area between  $v(t)$  and the  $t$ -axis can be used to represent displacement



**Figure 5.4.17** The area between  $|v(t)|$  and the  $t$ -axis can be used to represent distance

Integrating a rate of change function gives total change. Velocity is the rate of position change; integrating velocity gives the total change of position, i.e., displacement.

Integrating a speed function gives a similar, though different, result. Speed is also the rate of position change, but does not account for direction. That is, the speed an object is the absolute value of its velocity. This is what we saw in Example 5.4.15 when we evaluated  $\int_0^1 |v(t)| dt$ . So integrating a speed function gives total change of position, without the possibility of “negative position change.” Hence the integral of a speed function gives *distance traveled*.

As acceleration is the rate of velocity change, integrating an acceleration function gives total change in velocity. We do not have a simple term for this analogous to displacement. If  $a(t) = 5\text{miles/h}^2$  and  $t$  is measured in hours,

then

$$\int_0^3 a(t) dt = 15$$

means the velocity has increased by 15m/h from  $t = 0$  to  $t = 3$ .

### 5.4.3 The Fundamental Theorem of Calculus and the Chain Rule

Part 1 of the Fundamental Theorem of Calculus (FTC) states that given

$$F(x) = \int_a^x f(t) dt,$$

we have  $F'(x) = f(x)$ . Using other notation,

$$\frac{d}{dx}(F(x)) = \frac{d}{dx}\left(\int_a^x f(t) dt\right) = f(x).$$

While we have just practiced evaluating definite integrals, sometimes finding antiderivatives is impossible and we need to rely on other techniques to approximate the value of a definite integral. Functions written as  $F(x) = \int_a^x f(t) dt$  are useful in such situations.

It may be of further use to compose such a function with another. As an example, we may compose  $F(x)$  with  $g(x)$  to get

$$F(g(x)) = \int_a^{g(x)} f(t) dt.$$

What is the derivative of such a function? The Chain Rule can be employed to state

$$\frac{d}{dx}(F(g(x))) = F'(g(x))g'(x) = f(g(x))g'(x).$$

An example will help us understand this.

#### Example 5.4.19 The FTC, Part 1, and the Chain Rule.

Find the derivative of  $F(x) = \int_2^{x^2} \ln(t) dt$ .

**Solution.** We can view  $F(x)$  as being the function  $G(x) = \int_2^x \ln(t) dt$  composed with  $g(x) = x^2$ ; that is,  $F(x) = G(g(x))$ . The Fundamental Theorem of Calculus states that  $G'(x) = \ln(x)$ . The Chain Rule gives us

$$\begin{aligned} F'(x) &= G'(g(x))g'(x) \\ &= \ln(g(x))g'(x) \\ &= \ln(x^2)2x \\ &= 2x \ln(x^2) \end{aligned}$$

Normally, the steps defining  $G(x)$  and  $g(x)$  are skipped.

Let's practice this once more.

#### Example 5.4.20 The FTC, Part 1, and the Chain Rule.

Find the derivative of  $F(x) = \int_{\cos(x)}^5 t^3 dt$ .



[youtu.be/watch?v=fywjn8-evpE](https://youtu.be/watch?v=fywjn8-evpE)

**Figure 5.4.18** Video presentation of Subsection 5.4.3 and Example 5.4.19



**Solution.** Note that  $F(x) = -\int_5^{\cos(x)} t^3 dt$ . Viewed this way, the derivative of  $F$  is straightforward:

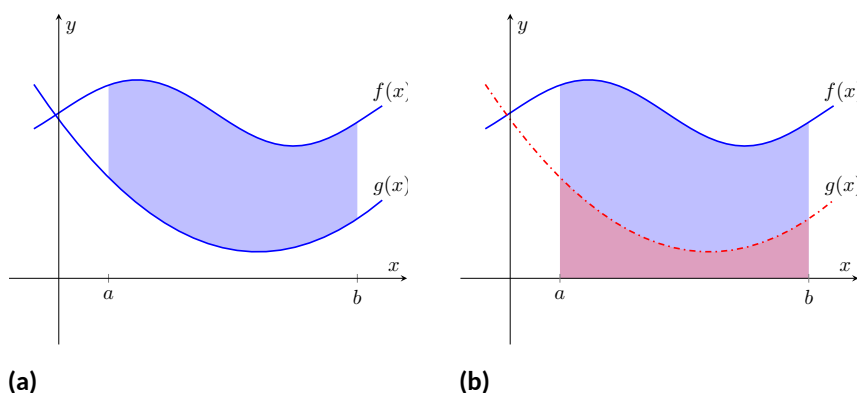
$$\begin{aligned} F'(x) &= -\cos^3(x) (-\sin(x)) \\ &= \cos^3(x) \sin(x). \end{aligned}$$



[youtu.be/watch?v=nGS4ENM8arI](https://youtu.be/watch?v=nGS4ENM8arI)

### 5.4.4 Area Between Curves

Consider continuous functions  $f(x)$  and  $g(x)$  defined on  $[a, b]$ , where  $f(x) \geq g(x)$  for all  $x$  in  $[a, b]$ , as demonstrated in Figure 5.4.22. What is the area of the shaded region bounded by the two curves over  $[a, b]$ ?



[youtu.be/watch?v=UufnFHBnv88](https://youtu.be/watch?v=UufnFHBnv88)

**Figure 5.4.21** Video introduction to Subsection 5.4.4

**Figure 5.4.22** Finding the area bounded by two functions on an interval by subtracting the area under  $g$  from the area under  $f$

The area can be found by recognizing that this area is “the area under  $f$  – the area under  $g$ .” Using mathematical notation, the area is

$$\int_a^b f(x) dx - \int_a^b g(x) dx.$$

Properties of the definite integral allow us to simplify this expression to

$$\int_a^b (f(x) - g(x)) dx.$$

#### Theorem 5.4.23 Area Between Curves.

Let  $f(x)$  and  $g(x)$  be continuous functions defined on  $[a, b]$  where  $f(x) \geq g(x)$  for all  $x$  in  $[a, b]$ . The area of the region bounded by the curves  $y = f(x)$ ,  $y = g(x)$  and the lines  $x = a$  and  $x = b$  is

$$\int_a^b (f(x) - g(x)) dx.$$

#### Example 5.4.24 Finding area between curves.

Find the area of the region enclosed by  $y = x^2 + x - 5$  and  $y = 3x - 2$ .

**Solution.** It will help to sketch these two functions, as done in Fig-

Figure 5.4.25.

The region whose area we seek is completely bounded by these two functions; they seem to intersect at  $x = -1$  and  $x = 3$ . To check, set  $x^2 + x - 5 = 3x - 2$  and solve for  $x$ :

$$\begin{aligned}x^2 + x - 5 &= 3x - 2 \\(x^2 + x - 5) - (3x - 2) &= 0 \\x^2 - 2x - 3 &= 0 \\(x - 3)(x + 1) &= 0 \\x &= -1, 3.\end{aligned}$$

Following Theorem 5.4.23, the area is

$$\begin{aligned}\int_{-1}^3 (3x - 2 - (x^2 + x - 5)) dx &= \int_{-1}^3 (-x^2 + 2x + 3) dx \\&= \left( -\frac{1}{3}x^3 + x^2 + 3x \right) \Big|_{-1}^3 \\&= -\frac{1}{3}(27) + 9 + 9 - \left( \frac{1}{3} + 1 - 3 \right) \\&= 10\frac{2}{3} = 10.\bar{6}\end{aligned}$$

One of the things we have to be careful about when finding the area between curves is that the curves might cross, so that the distinction between “upper curve” and “lower curve” can change. The video example in Figure 5.4.26 illustrates this phenomenon.

### 5.4.5 The Mean Value Theorem and Average Value

Consider the graph of a function  $f$  in Figure 5.4.27 and the area defined by  $\int_1^4 f(x) dx$ . Three rectangles are drawn in Figure 5.4.28; in Figure 5.4.28(a), the height of the rectangle is greater than  $f$  on  $[1, 4]$ , hence the area of this rectangle is greater than  $\int_1^4 f(x) dx$ .

In Figure 5.4.28(b), the height of the rectangle is smaller than  $f$  on  $[1, 4]$ , hence the area of this rectangle is less than  $\int_1^4 f(x) dx$ .

Finally, in Figure 5.4.28(c) the height of the rectangle is such that the area of the rectangle is *exactly* that of  $\int_1^4 f(x) dx$ . Since rectangles that are “too big”, as in (a), and rectangles that are “too little,” as in (b), give areas greater/lesser than  $\int_1^4 f(x) dx$ , it makes sense that there is a rectangle, whose top intersects  $f(x)$  somewhere on  $[1, 4]$ , whose area is *exactly* that of the definite integral.

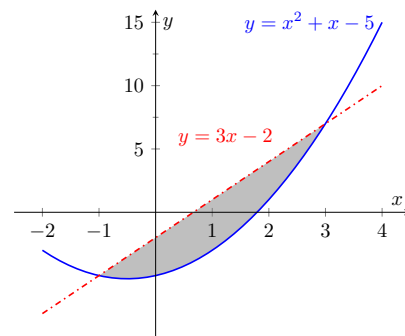


Figure 5.4.25 Sketching the region enclosed by  $y = x^2 + x - 5$  and  $y = 3x - 2$  in Example 5.4.24

Video solution



[youtu.be/watch?v=su2CXdpYPdo](https://youtu.be/watch?v=su2CXdpYPdo)



[youtu.be/watch?v=Bgji1b7Wdr4](https://youtu.be/watch?v=Bgji1b7Wdr4)

Figure 5.4.26 Finding the area between curves that intersect multiple times

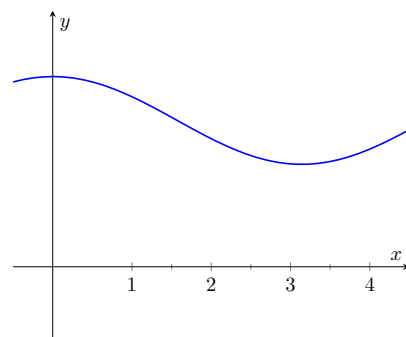
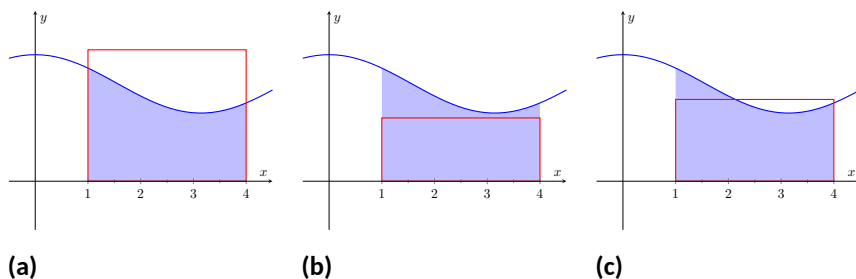


Figure 5.4.27 A graph of a function  $f$  to introduce the Mean Value Theorem



**Figure 5.4.28** Differently sized rectangles give upper and lower bounds on  $\int_1^4 f(x) dx$ ; the last rectangle matches the area exactly

We state this idea formally in a theorem.

**Theorem 5.4.29 The Mean Value Theorem of Integration.**

Let  $f$  be continuous on  $[a, b]$ . There exists a value  $c$  in  $[a, b]$  such that

$$\int_a^b f(x) dx = f(c)(b - a).$$

This is an *existential* statement;  $c$  exists, but we do not provide a method of finding it. **Theorem 5.4.29** is directly connected to the Mean Value Theorem of Differentiation, given as **Theorem 3.2.4**; we leave it to the reader to see how.

We demonstrate the principles involved in this version of the Mean Value Theorem in the following example.

**Example 5.4.31 Using the Mean Value Theorem.**

Consider  $\int_0^\pi \sin(x) dx$ . Find a value  $c$  guaranteed by the Mean Value Theorem.

**Solution.** We first need to evaluate  $\int_0^\pi \sin(x) dx$ . (This was previously done in **Example 5.4.14**.)

$$\int_0^\pi \sin(x) dx = -\cos(x) \Big|_0^\pi = 2.$$

Thus we seek a value  $c$  in  $[0, \pi]$  such that  $\pi \sin(c) = 2$ .

$$\pi \sin(c) = 2 \Rightarrow \sin(c) = 2/\pi \Rightarrow c = \arcsin(2/\pi) \approx 0.69.$$

In **Figure 5.4.32**  $\sin(x)$  is sketched along with a rectangle with height  $\sin(0.69)$ . The area of the rectangle is the same as the area under  $\sin(x)$  on  $[0, \pi]$ .

We now turn our attention to a related topic —average value. Let  $f$  be a function on  $[a, b]$  with  $c$  such that  $f(c)(b-a) = \int_a^b f(x) dx$ . Consider  $\int_a^b (f(x) - f(c)) dx$ :

$$\begin{aligned} \int_a^b (f(x) - f(c)) dx &= \int_a^b f(x) dx - \int_a^b f(c) dx \\ &= f(c)(b-a) - f(c)(b-a) \\ &= 0. \end{aligned}$$

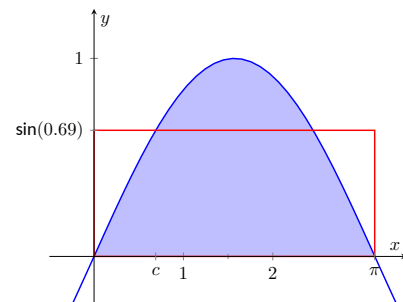
When  $f(x)$  is shifted by  $-f(c)$ , the amount of area under  $f$  above the  $x$ -axis on  $[a, b]$  is the same as the amount of area below the  $x$ -axis above  $f$ ; see



[youtu.be/watch?v=KD90CwK0PJk](https://youtu.be/watch?v=KD90CwK0PJk)

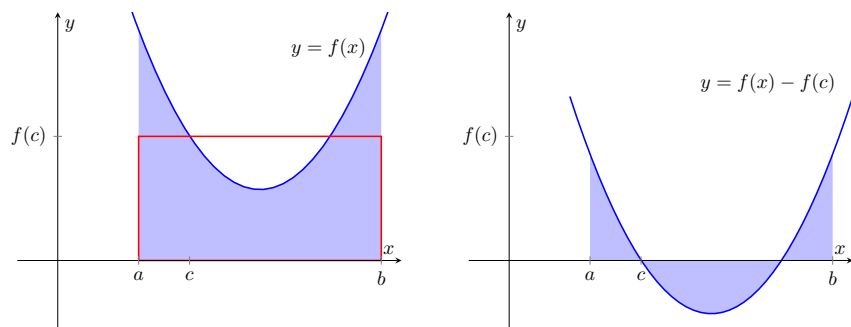
**Figure 5.4.30** Video presentation of **Theorem 5.4.29**

The **Theorem 5.4.29** simply says that there is a rectangle with height  $f(c)$  and width  $b-a$ , the area of which is the same as the area between  $f$  and the  $x$ -axis over  $[a, b]$ . Furthermore, we know that  $c$  will be in the interval  $[a, b]$ .



**Figure 5.4.32** A graph of  $y = \sin(x)$  on  $[0, \pi]$  and the rectangle guaranteed by the Mean Value Theorem

Figure 5.4.33 for an illustration of this. In this sense, we can say that  $f(c)$  is the *average value* of  $f$  on  $[a, b]$ .



**Figure 5.4.33** On the left, a graph of  $y = f(x)$  and the rectangle guaranteed by the Mean Value Theorem. On the right,  $y = f(x)$  is shifted down by  $f(c)$ ; the resulting “area under the curve” is 0

The value  $f(c)$  is the average value in another sense. First, recognize that the Mean Value Theorem can be rewritten as

$$f(c) = \frac{1}{b-a} \int_a^b f(x) dx,$$

for some value of  $c$  in  $[a, b]$ . Replacing the integral with the limit of a Riemann sum (as in Theorem 5.3.26):

$$\begin{aligned} f(c) &= \frac{1}{b-a} \int_a^b f(x) dx \\ &= \frac{1}{b-a} \lim_{n \rightarrow \infty} \sum_{i=1}^n f(c_i) \Delta x && \text{Using Theorem 5.3.26} \\ &= \frac{1}{b-a} \lim_{n \rightarrow \infty} \sum_{i=1}^n f(c_i) \frac{b-a}{n} && \Delta x = \frac{b-a}{n} \\ &= \lim_{n \rightarrow \infty} \sum_{i=1}^n f(c_i) \frac{1}{n} && \text{Cancelling the common factor of } b-a. \end{aligned}$$

Examining this last line closely, the expression  $\sum_{i=1}^n f(c_i) \frac{1}{n}$  represents adding up  $n$  sample values of  $f(x)$  and then dividing by  $n$ . This is *exactly* what we do when we calculate the average of a set of  $n$  numbers. Now when we consider taking the limit as  $n$  goes to  $\infty$ ,  $\lim_{n \rightarrow \infty} \sum_{i=1}^n f(c_i) \frac{1}{n}$ , we are adding up *all* of the function’s output values over  $[a, b]$  and dividing by the “number of numbers”. In a sense, we are adding up an infinite number of output values and then dividing by the number of terms we summed (which is again infinite).

This leads us to a definition.

**Definition 5.4.34 The Average Value of  $f$  on  $[a, b]$ .**

Let  $f$  be continuous on  $[a, b]$ . The **average value** of  $f$  on  $[a, b]$  is  $f(c)$ , where  $c$  is a value in  $[a, b]$  guaranteed by the Mean Value Theorem. i.e.,

$$\text{Average Value of } f \text{ on } [a, b] = \frac{1}{b-a} \int_a^b f(x) dx.$$

An application of this definition is given in the following example.



[youtu.be/watch?v=Gz9r9zF5asU](https://youtu.be/watch?v=Gz9r9zF5asU)

**Figure 5.4.35** Video presentation of Definition 5.4.34

**Example 5.4.36 Finding the average value of a function.**

An object moves back and forth along a straight line with a velocity given by  $v(t) = (t - 1)^2$  on  $[0, 3]$ , where  $t$  is measured in seconds and  $v(t)$  is measured in ft/s.

What is the average velocity of the object?

**Solution.** By our definition, the average velocity is:

$$\begin{aligned} \frac{1}{3-0} \int_0^3 (t-1)^2 dt &= \frac{1}{3} \int_0^3 (t^2 - 2t + 1) dt \\ &= \frac{1}{3} \left( \frac{1}{3}t^3 - t^2 + t \right) \Big|_0^3 \\ &= \frac{1}{3} \left[ \left( \frac{1}{3}(3)^3 - (3)^2 + (3) \right) - \left( \frac{1}{3}(0)^3 - (0)^2 + (0) \right) \right] \\ &= 1 \text{ ft/s.} \end{aligned}$$

We can understand the above example through a simpler situation. Suppose you drove 100 miles in 2 hours. What was your average speed? The answer is simple: displacement/time = 100 miles/2 hours = 50 mph.

What was the displacement of the object in [Example 5.4.36](#)? We calculate this by integrating its velocity function:  $\int_0^3 (t-1)^2 dt = 3$  ft. Its final position was 3 feet from its initial position after 3 seconds: its average velocity was 1 ft/s.

This section has laid the groundwork for a lot of great mathematics to follow. The most important lesson is this: definite integrals can be evaluated using antiderivatives. Since [Section 5.3](#) established that definite integrals are the limit of Riemann sums, we can later create Riemann sums to approximate values other than “area under the curve,” convert the sums to definite integrals, then evaluate these using the [Theorem 5.4.10](#). This will allow us to compute the work done by a variable force, the volume of certain solids, the arc length of curves, and more.

The downside is this: generally speaking, computing antiderivatives is much more difficult than computing derivatives. [Chapter 6](#) is devoted to techniques of finding antiderivatives so that a wide variety of definite integrals can be evaluated. Before that, [Section 5.5](#) explores techniques of approximating the value of definite integrals beyond using the Left Hand, Right Hand and Midpoint Rules. These techniques are invaluable when antiderivatives cannot be computed, or when the actual function  $f$  is unknown and all we know is the value of  $f$  at certain  $x$ -values.

## 5.4.6 Exercises

## Terms and Concepts

1. How are definite and indefinite integrals related?
2. What constant of integration is most commonly used when evaluating definite integrals?
3. (☐ True ☐ False) If  $f$  is a continuous function, then  $F(x) = \int_a^x f(t) dt$  is also a continuous function.
4. The definite integral can be used to find “the area under a curve.” Give two other uses for definite integrals.

## Problems

**Exercise Group.** Evaluate the definite integral.

- |  |   |
|--|---|
| 5. $\int_2^4 (3x^2 - 2x - 2) dx$                             | 6. $\int_0^2 (x - 5)^2 dx$                                    |
| 7. $\int_{-2}^2 (x^5 - x^3) dx$                              | 8. $\int_0^{\frac{\pi}{2}} \sin(x) dx$                        |
| 9. $\int_{\frac{\pi}{4}}^{\frac{\pi}{3}} \sec(x) \tan(x) dx$ | 10. $\int_1^{e^7} \frac{1}{x} dx$                             |
| 11. $\int_{-3}^1 8^x dx$                                     | 12. $\int_{-2}^{-1} (1 + 4x^3) dx$                            |
| 13. $\int_0^{\pi} (3 \sin(x) - 9 \cos(x)) dx$                | 14. $\int_1^2 e^x dx$   |
| 15. $\int_1^{25} \sqrt{t} dt$                                | 16. $\int_4^{16} \frac{1}{\sqrt{t}} dt$                       |
| 17. $\int_1^{81} \sqrt[4]{x} dx$                             | 18. $\int_1^6 \frac{1}{x} dx$                                 |
| 19. $\int_1^7 \frac{1}{x^2} dx$                              | 20. $\int_1^3 \frac{1}{x^6} dx$                               |
| 21. $\int_0^1 x dx$  | 22. $\int_0^1 x^2 dx$   |
| 23. $\int_0^1 x^3 dx$  | 24. $\int_0^1 x^{89} dx$                                      |
| 25. $\int_{-7}^7 dx$   | 26. $\int_{-9}^{-5} 4 dx$                                     |
| 27. $\int_{-5}^5 0 dx$                                       | 28. $\int_{\frac{\pi}{6}}^{\frac{\pi}{2}} \csc(x) \cot(x) dx$ |

29.

(a) Explain why  $\int_{-1}^1 x^n dx = 0$  when  $n$  is a positive, odd integer.

(b) Explain why  $\int_{-1}^1 x^n dx = 2 \int_0^1 x^n dx$  when  $n$  is a positive, even integer.

30. Explain why  $\int_a^{a+2\pi} \sin t dt = 0$  for all values of  $a$ .

**Exercise Group.** Find all values  $c$  such that  $\int_a^b f(x) dx = f(c)(b - a)$ , as guaranteed by the [Theorem 5.4.29](#).

31.  $\int x^2 dx$

32.  $\int x^2 dx$

33.  $\int e^x dx$

34.  $\int \sqrt{x} dx$

**Exercise Group.** Find the average value of the function on the given interval.

35.  $f(x) = \sin(x)$  on  $[\frac{\pi}{2}, \pi]$

36.  $y = \cos(x)$  on  $[0, \pi]$

37.  $y = x$  on  $[0, 7]$

38.  $y = x^2$  on  $[0, 8]$

39.  $y = x^3$  on  $[0, 9]$

40.  $y = \frac{1}{t}$  on  $[1, e]$

**Exercise Group.** A velocity function is given for an object moving along a straight line. Find the displacement of the object over the given time interval.

41.  $v(t) = -32t + 28 \frac{\text{ft}}{\text{s}}$  on  $[0, 4]$

42.  $v(t) = -32t + 200 \frac{\text{ft}}{\text{s}}$  on  $[0, 9]$

43.  $v(t) = 7 \frac{\text{ft}}{\text{s}}$  on  $[0, 4]$

44.  $v(t) = 8^t$  mph on  $[-2, 3]$

45.  $v(t) = \cos(t) \frac{\text{ft}}{\text{s}}$  on  $[0, \frac{3\pi}{2}]$

46.  $v(t) = \sqrt[5]{t} \frac{\text{ft}}{\text{s}}$  on  $[0, 32]$

**Exercise Group.** An acceleration function of an object moving along a straight line is given. Find the change of the object's velocity over the given time interval.

47.  $a(t) = -32 \frac{\text{ft}}{\text{s}^2}$  on  $[0, 8]$

48.  $a(t) = 11 \frac{\text{ft}}{\text{s}^2}$  on  $[0, 9]$

49.  $a(t) = t \frac{\text{ft}}{\text{s}^2}$  on  $[0, 1]$

50.  $a(t) = \sin(t) \frac{\text{ft}}{\text{s}^2}$  on  $[\frac{\pi}{2}, \frac{3\pi}{2}]$

**Exercise Group.** Sketch the given relations and find the area of the enclosed region.

51.  $y = 2x$ ,  $y = 5x$ , and  $x = 3$

52.  $y = -x + 1$ ,  $y = 3x + 6$ ,  $x = 2$  and  $x = -1$

53.  $y = x^2 - 2x + 5$ ,  $y = 5x - 5$

54.  $y = 2x^2 + 2x - 5$ ,  $y = x^2 + 3x + 7$ ,

**Exercise Group.** Find  $F'(x)$ .

55.  $F(x) = \int_8^{x^3-2x} \frac{1}{t} dt$

56.  $F(x) = \int_{x^3}^{-9} t^3 dt$

57.  $F(x) = \int_x^{x^4} (t - 1) dt$

58.  $F(x) = \int_{\sin(x)}^{\ln(x)} e^t dt$

59.  $F(x) = \int_5^{x^4} (\sin(3t^2)) dt$

60.  $F(x) = \int_{\cos(x)}^{\sqrt{x}} (\sqrt{t^4 + 5t^2}) dt$

## 5.5 Numerical Integration

The Fundamental Theorem of Calculus gives a concrete technique for finding the exact value of a definite integral. That technique is based on computing antiderivatives. Despite the power of this theorem, there are still situations where we must *approximate* the value of the definite integral instead of finding its exact value. The first situation we explore is where we *cannot* compute the antiderivative of the integrand. The second case is when we actually do not know the function in the integrand, but only its value when evaluated at certain points.

An *elementary function* is any function that is a combination of polynomial,  $n$ th root, rational, exponential, logarithmic and trigonometric functions. We can compute the derivative of any elementary function, but there are many elementary functions of which we cannot compute an antiderivative. For example, the following functions do not have antiderivatives that we can express with elementary functions:

$$e^{x^2}, \quad \sin(x^3), \quad \frac{\sin(x)}{x}.$$

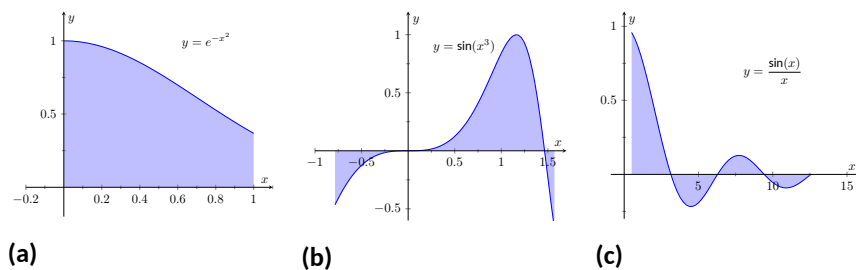
The simplest way to refer to the antiderivatives of  $e^{-x^2}$  is to simply write  $\int e^{-x^2} dx$ .

This section outlines three common methods of approximating the value of definite integrals. We describe each as a systematic method of approximating area under a curve. By approximating this area accurately, we find an accurate approximation of the corresponding definite integral.

We will apply the methods we learn in this section to the following definite integrals:

$$\int_0^1 e^{-x^2} dx, \quad \int_{-\frac{\pi}{4}}^{\frac{\pi}{2}} \sin(x^3) dx, \quad \int_{0.5}^{4\pi} \frac{\sin(x)}{x} dx,$$

as pictured in Figure 5.5.1.



**Figure 5.5.1** Graphically representing three definite integrals that cannot be evaluated using antiderivatives

### 5.5.1 The Left and Right Hand Rule Methods

In Section 5.3 we addressed the problem of evaluating definite integrals by approximating the area under the curve using rectangles. We revisit those ideas here before introducing other methods of approximating definite integrals.

We start with a review of notation. Let  $f$  be a continuous function on the interval  $[a, b]$ . We wish to approximate  $\int_a^b f(x) dx$ . We partition  $[a, b]$  into  $n$  equally spaced subintervals, each of length  $\Delta x = \frac{b-a}{n}$ . The endpoints of these subintervals are labeled as

$$x_0 = a, x_1 = a + \Delta x, x_2 = a + 2\Delta x, \dots, x_i = a + i\Delta x, \dots, x_n = b.$$



**Key Idea 5.3.20** states that to use the Left Hand Rule we use the summation  $\sum_{i=1}^n f(x_{i-1})\Delta x$  and to use the Right Hand Rule we use  $\sum_{i=1}^n f(x_i)\Delta x$ . We review the use of these rules in the context of examples.

**Example 5.5.2 Approximating definite integrals with rectangles.**

Approximate  $\int_0^1 e^{-x^2} dx$  using the Left and Right Hand Rules with 5 equally spaced subintervals.

**Solution.** We begin by partitioning the interval  $[0, 1]$  into 5 equally spaced intervals. We have  $\Delta x = \frac{1-0}{5} = 1/5 = 0.2$ , so

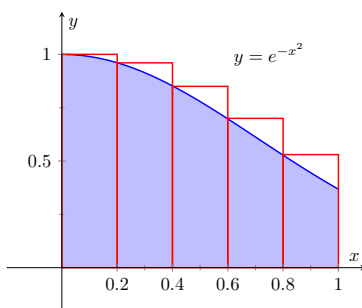
$$x_0 = 0, x_1 = 0.2, x_2 = 0.4, x_3 = 0.6, x_4 = 0.8, \text{ and } x_5 = 1.$$

Using the Left Hand Rule, we have:

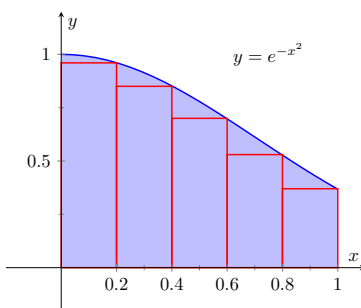
$$\begin{aligned} \sum_{i=1}^n f(x_{i-1})\Delta x &= (f(x_0) + f(x_1) + f(x_2) + f(x_3) + f(x_4))\Delta x \\ &= (f(0) + f(0.2) + f(0.4) + f(0.6) + f(0.8))\Delta x \\ &\approx (1 + 0.9608 + 0.8521 + 0.6977 + 0.5273)(0.2) \\ &\approx 0.8076. \end{aligned}$$

Using the Right Hand Rule, we have:

$$\begin{aligned} \sum_{i=1}^n f(x_i)\Delta x &= (f(x_1) + f(x_2) + f(x_3) + f(x_4) + f(x_5))\Delta x \\ &= (f(0.2) + f(0.4) + f(0.6) + f(0.8) + f(1))\Delta x \\ &\approx (0.9608 + 0.8521 + 0.6977 + 0.5273 + 0.3678)(0.2) \\ &\approx 0.6812. \end{aligned}$$



(a) Using the Left Hand Rule



(b) Using the Right Hand Rule

**Figure 5.5.3** Approximating  $\int_0^1 e^{-x^2} dx$  in [Example 5.5.2](#)

[Figure 5.5.3](#) shows the rectangles used in each method to approximate the definite integral. These graphs show that in this particular case, the Left Hand Rule is an over approximation and the Right Hand Rule is an under approximation. To get a better approximation, we could use more rectangles, as we did in [Section 5.3](#). We could also average the Left and Right Hand Rule results together, giving

$$\frac{0.8076 + 0.6812}{2} = 0.7444.$$

The actual answer, accurate to 4 places after the decimal, is 0.7468, showing our average is a good approximation.

#### Example 5.5.4 Approximating definite integrals with rectangles.

Approximate  $\int_{-\pi/4}^{\pi/2} \sin(x^3) dx$  using the Left and Right Hand Rules with 10 equally spaced subintervals.

**Solution.** We begin by finding  $\Delta x$ :

$$\frac{b-a}{n} = \frac{\pi/2 - (-\pi/4)}{10} = \frac{3\pi}{40} \approx 0.2356.$$

It is useful to write out the endpoints of the subintervals in a table; in Figure 5.5.5, we give the exact values of the endpoints, their decimal approximations, and decimal approximations of  $\sin(x^3)$  evaluated at these points.

Once this table is created, it is straightforward to approximate the definite integral using the Left and Right Hand Rules. (Note: the table itself is easy to create, especially with a standard spreadsheet program on a computer. The last two columns are all that are needed.) The Left Hand Rule sums the first 10 values of  $\sin(x_i^3)$  and multiplies the sum by  $\Delta x$ ; the Right Hand Rule sums the last 10 values of  $\sin(x_i^3)$  and multiplies by  $\Delta x$ . Therefore we have:

Left Hand Rule:  $\int_{-\pi/4}^{\pi/2} \sin(x^3) dx \approx (1.9093)(0.2356) \approx 0.4498$ .

Right Hand Rule:  $\int_{-\pi/4}^{\pi/2} \sin(x^3) dx \approx (1.705)(0.2356) \approx 0.4017$ .

Average of the Left and Right Hand Rules: 0.4258.

$x_i$	Exact	Approx.	$\sin(x_i^3)$
$x_0$	$-\pi/4$	-0.7854	-0.4657
$x_1$	$-7\pi/40$	-0.5498	-0.1654
$x_2$	$-\pi/10$	-0.3142	-0.0310
$x_3$	$-\pi/40$	-0.0785	-0.0005
$x_4$	$\pi/20$	0.1571	0.0039
$x_5$	$\pi/8$	0.3927	0.0605
$x_6$	$\pi/5$	0.6283	0.2455
$x_7$	$11\pi/40$	0.8639	0.6011
$x_8$	$7\pi/20$	1.0996	0.9710
$x_9$	$17\pi/40$	1.3352	0.6899
$x_{10}$	$\pi/2$	1.5708	-0.6700

Figure 5.5.5 Values used to approximate  $\int_{-\pi/4}^{\pi/2} \sin(x^3) dx$  in Example 5.5.4

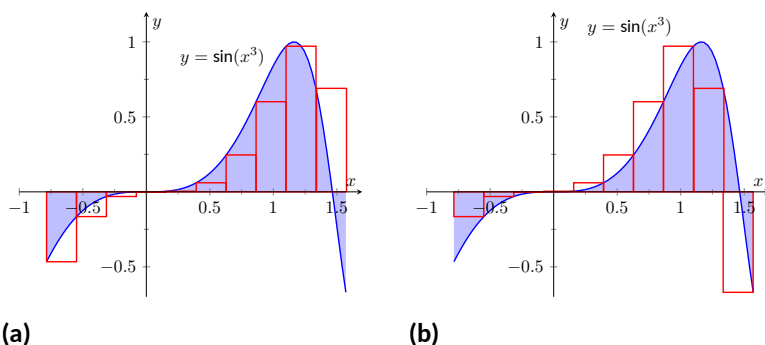


Figure 5.5.6 Approximating  $\int_{-\pi/4}^{\pi/2} \sin(x^3) dx$  in Example 5.5.4

The actual answer, accurate to 4 places after the decimal, is 0.4609. Our approximations were once again fairly good. The rectangles used in each approximation are shown in Figure 5.5.6(a). It is clear from the graphs that using more rectangles (and hence, narrower rectangles) should result in a more accurate approximation.

## 5.5.2 The Trapezoidal Rule

In [Example 5.5.2](#) we approximated the value of  $\int_0^1 e^{-x^2} dx$  with 5 rectangles of equal width. [Figure 5.5.3](#) shows the rectangles used in the Left and Right Hand Rules. These graphs clearly show that rectangles do not match the shape of the graph all that well, and that accurate approximations will only come by using lots of rectangles.

Instead of using rectangles to approximate the area, we can instead use *trapezoids*. In [Figure 5.5.7](#), we show the region under  $f(x) = e^{-x^2}$  on  $[0, 1]$  approximated with 5 trapezoids of equal width; the top “corners” of each trapezoid lies on the graph of  $f(x)$ . It is clear from this figure that these trapezoids more accurately approximate the area under  $f$  and hence should give a better approximation of  $\int_0^1 e^{-x^2} dx$ . (In fact, these trapezoids seem to give a *great* approximation of the area!)

The formula for the area of a trapezoid is given in [Figure 5.5.8](#). We approximate  $\int_0^1 e^{-x^2} dx$  with these trapezoids in the following example.

### Example 5.5.9 Approximating definite integrals using trapezoids.

Use 5 trapezoids of equal width to approximate  $\int_0^1 e^{-x^2} dx$ .

**Solution.** To compute the areas of the 5 trapezoids in [Figure 5.5.7](#), it will again be useful to create a table of values as shown in [Figure 5.5.10](#). The leftmost trapezoid has legs of length 1 and 0.9607 and a height of 0.2. Thus, by our formula, the area of the leftmost trapezoid is:

$$\frac{1 + 0.9608}{2}(0.2) = 0.1961.$$

Moving right, the next trapezoid has legs of length 0.9607 and 0.8521 and a height of 0.2. Thus its area is:

$$\frac{0.9608 + 0.8521}{2}(0.2) = 0.1813.$$

The sum of the areas of all 5 trapezoids is:

$$\begin{aligned} \frac{1 + 0.9608}{2}(0.2) + \frac{0.9608 + 0.8521}{2}(0.2) + \frac{0.8521 + 0.6977}{2}(0.2) + \\ \frac{0.6977 + 0.5273}{2}(0.2) + \frac{0.5273 + 0.3679}{2}(0.2) = 0.7444. \end{aligned}$$

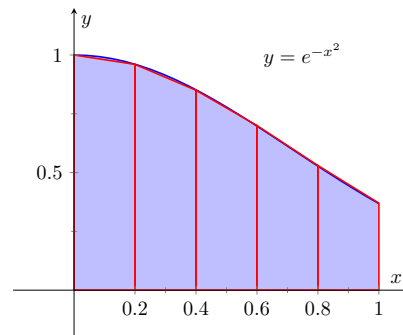
We approximate  $\int_0^1 e^{-x^2} dx \approx 0.7444$ .

There are many things to observe in this example. Note how each term in the final summation was multiplied by both  $1/2$  and by  $\Delta x = 0.2$ . We can factor these coefficients out, leaving a more concise summation as:

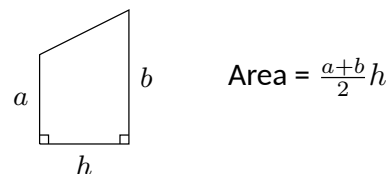
$$\begin{aligned} \frac{1}{2}(0.2) \Big[ (1 + 0.9608) + (0.9608 + 0.8521) + (0.8521 + 0.6977) \\ + (0.6977 + 0.5273) + (0.5273 + 0.3679) \Big]. \end{aligned}$$

Now notice that all numbers except for the first and the last are added twice. Therefore we can write the summation even more concisely as

$$\frac{0.2}{2} \Big[ 1 + 2(0.9608 + 0.8521 + 0.6977 + 0.5273) + 0.3679 \Big].$$



**Figure 5.5.7** Approximating  $\int_0^1 e^{-x^2} dx$  using 5 trapezoids of equal widths



**Figure 5.5.8** The area of a trapezoid

$x_i$	$e^{-x_i^2}$
0	1
0.2	0.9608
0.4	0.8521
0.6	0.6977
0.8	0.5273
1	0.3679

**Figure 5.5.10** A table of values of  $e^{-x^2}$

This is the heart of the *Trapezoidal Rule*, wherein a definite integral  $\int_a^b f(x) dx$  is approximated by using trapezoids of equal widths to approximate the corresponding area under  $f$ . Using  $n$  equally spaced subintervals with endpoints  $x_0, x_1, \dots, x_n$ , we again have  $\Delta x = \frac{b-a}{n}$ . Thus:

$$\begin{aligned} \int_a^b f(x) dx &\approx \sum_{i=1}^n \frac{f(x_{i-1}) + f(x_i)}{2} \Delta x \\ &= \frac{\Delta x}{2} \sum_{i=1}^n (f(x_{i-1}) + f(x_i)) \\ &= \frac{\Delta x}{2} \left[ f(x_0) + \left( 2 \sum_{i=1}^{n-1} f(x_i) \right) + f(x_n) \right]. \end{aligned}$$

#### Example 5.5.11 Using the Trapezoidal Rule.

Revisit [Example 5.5.4](#) and approximate  $\int_{-\pi/4}^{\pi/2} \sin(x^3) dx$  using the Trapezoidal Rule and 10 equally spaced subintervals.

**Solution.** We refer back to [Figure 5.5.5](#) for the table of values of  $\sin(x^3)$ . Recall that  $\Delta x = 3\pi/40 \approx 0.236$ . Thus we have:

$$\begin{aligned} &\int_{-\pi/4}^{\pi/2} \sin(x^3) dx \\ &\approx \frac{0.236}{2} \left[ -0.4657 + 2(-0.1654 + (-0.031) + \dots + 0.68999) + (-0.67) \right] \\ &= 0.4258. \end{aligned}$$

The actual answer, accurate to 4 decimal places is 0.4609. So the Trapezoidal Rule with 10 subintervals is an under-approximation by about 0.0351.

Notice how “quickly” the Trapezoidal Rule can be implemented once the table of values is created. This is true for all the methods explored in this section; the real work is creating a table of  $x_i$  and  $f(x_i)$  values. Once this is completed, approximating the definite integral is not difficult. Again, using technology is wise. Spreadsheets can make quick work of these computations and make using lots of subintervals easy.

Also notice the approximations the Trapezoidal Rule gives. It is the average of the approximations given by the Left and Right Hand Rules! This effectively renders the Left and Right Hand Rules obsolete. They are useful when first learning about definite integrals, but if a real approximation is needed, one is generally better off using the Trapezoidal Rule instead of either the Left or Right Hand Rule. However, there are two other methods that are also generally more accurate than the Left or Right Hand Rule.

### 5.5.3 The Midpoint Rule

Another method that can be more accurate than the Trapezoidal Rule is the Midpoint Rule:

$$S_M(n) = \sum_{i=1}^n f\left(\frac{x_{i-1} + x_i}{2}\right) \Delta x$$

$$= \sum_{i=1}^n f(\bar{x}_i) \Delta x$$

where  $\bar{x}_i$  is the midpoint of each subinterval,

$$\bar{x}_i = a + \Delta x \left( i - \frac{1}{2} \right)$$

### Example 5.5.12 Using the Midpoint Rule.

Use the Midpoint Rule with  $n = 5$  to approximate  $\int_0^1 e^{-x^2} dx$ .

**Solution.** We cannot use the table in Figure 5.5.10 that we used for the Trapezoidal, Right and Left Hand Rules when using the Midpoint Rule. The Trapezoidal rule averages the *outputs* of the function to obtain a more accurate estimate of the definite integral. The Midpoint Rule averages the *inputs* of each subinterval to create a rectangle with height  $f\left(\frac{x_{i-1}+x_i}{2}\right)$ . Generally  $f\left(\frac{x_{i-1}+x_i}{2}\right) \neq \frac{f(x_{i-1})+f(x_i)}{2}$ .

So we will create a new table of values as shown in Figure 5.5.13. We have  $\Delta x = (1 - 0)/5 = 0.2$ . The midpoint of the first subinterval is at  $0 + 0.2(1/2) = 0.1$  and each successive midpoint is 0.2 from the last. So we have

$$\begin{aligned} \int_0^1 e^{-x^2} dx &\approx 0.2(0.99 + 0.9139 + 0.7788 + 0.6126 + 0.4449) \\ &\approx 0.7480 \end{aligned}$$

We approximate  $\int_0^1 e^{-x^2} dx \approx 0.7480$ .

$x_i$	$e^{-x_i^2}$
0.1	0.9900
0.3	0.9139
0.5	0.7788
0.7	0.6126
0.9	0.4449

Figure 5.5.13 A table of values of  $e^{-x^2}$

### Example 5.5.14 Using the Midpoint Rule.

Revisit Example 5.5.11 and approximate  $\int_{-\pi/4}^{\pi/2} \sin(x^3) dx$  using the Midpoint Rule and 10 equally spaced subintervals.

**Solution.** Again, a table will be useful. Recall that  $\Delta x = 3\pi/40 \approx 0.2356$ . The midpoint of the first subinterval is  $\bar{x}_1 = a + \Delta x/2 = -\pi/4 + 3\pi/40(1/2) = -17\pi/80$  (notice that  $\bar{x}_1$  is half of a subinterval width to the right of  $a$ ). Each successive midpoint is  $\Delta x = 3\pi/40 = 6\pi/80$  to the right of the last. So we have:

Thus we have:

$$\begin{aligned} &\int_{-\pi/4}^{\pi/2} \sin(x^3) dx \\ &\approx 0.2356 \left[ -0.2932 + (-0.0805) + (-0.0076) + \cdots + 0.9729 + 0.0740 \right] \\ &= 0.2356 \cdot 2.0339 \\ &\approx 0.4792. \end{aligned}$$

The actual answer, accurate to 4 decimal places is 0.4609. So the Midpoint Rule with 10 subintervals is an overapproximation by about 0.0183. Notice that this error is about half of the error in using the Trapezoidal Rule.

$\bar{x}_i$	Exact	Approx.	$\sin(x_i^3)$
$\bar{x}_1$	$-17\pi/80$	-0.6676	-0.2932
$\bar{x}_2$	$-11\pi/80$	-0.4320	-0.0805
$\bar{x}_3$	$-5\pi/80$	-0.1963	-0.0076
$\bar{x}_4$	$1\pi/80$	-0.0393	0.0001
$\bar{x}_5$	$7\pi/80$	0.2749	0.0208
$\bar{x}_6$	$13\pi/80$	0.5105	0.1327
$\bar{x}_7$	$19\pi/80$	0.7461	0.4035
$\bar{x}_8$	$25\pi/80$	0.9817	0.8112
$\bar{x}_9$	$31\pi/80$	1.2174	0.9729
$\bar{x}_{10}$	$37\pi/80$	1.4530	0.0740

Figure 5.5.15 Values used to approximate  $\int_{-\pi/4}^{\pi/2} \sin(x^3) dx$  in Example 5.5.14

In many cases, the Midpoint Rule will more accurately than the Trapezoidal Rule. You may wonder though, how can we improve on the Trapezoidal and Midpoint Rules, apart from using more and more subintervals? The answer is clear once we look back and consider what we have *really* done so far. The Left Hand Rule, Right Hand Rule and Midpoint Rules are not *really* about using rectangles to approximate area. Instead, they approximate a function  $f$  with constant functions on small subintervals and then compute the definite integral of these constant functions. The Trapezoidal Rule is really approximating a function  $f$  with a linear function on a small subinterval, then computing the definite integral of this linear function. In all of these cases the definite integrals are easy to compute in geometric terms.

So we have a progression: we start by approximating  $f$  with a constant function and then with a linear function. What is next? A quadratic function. By approximating the curve of a function with lots of parabolas, we generally get an even better approximation of the definite integral. We call this process *Simpson's Rule*, named after Thomas Simpson (1710-1761), even though others had used this rule as much as 100 years prior.

### 5.5.4 Simpson's Rule

Given one point, we can create a constant function that goes through that point. Given two points, we can create a linear function that goes through those points. Given three points, we can create a quadratic function that goes through those three points (given that no two have the same  $x$ -value).

Consider three points  $(x_0, y_0)$ ,  $(x_1, y_1)$  and  $(x_2, y_2)$  whose  $x$ -values are equally spaced and  $x_0 < x_1 < x_2$ . Let  $f$  be the quadratic function that goes through these three points. It is not hard to show that

$$\int_{x_0}^{x_2} f(x) dx = \frac{x_2 - x_0}{6} (y_0 + 4y_1 + y_2). \quad (5.5.1)$$

Consider Figure 5.5.16. A function  $f$  goes through the 3 points shown and the parabola  $g$  that also goes through those points is graphed with a dashed line. Using our equation from above, we know exactly that

$$\int_1^3 g(x) dx = \frac{3-1}{6} (3 + 4(1) + 2) = 3.$$

Since  $g$  is a good approximation for  $f$  on  $[1, 3]$ , we can state that

$$\int_1^3 f(x) dx \approx 3.$$

Notice how the interval  $[1, 3]$  was split into two subintervals as we needed 3 points. Because of this, whenever we use Simpson's Rule, we need to break the interval into an even number of subintervals.

In general, to approximate  $\int_a^b f(x) dx$  using Simpson's Rule, subdivide  $[a, b]$  into  $n$  subintervals, where  $n$  is even and each subinterval has width  $\Delta x = (b - a)/n$ . We approximate  $f$  with  $n/2$  parabolic curves, using Equation (5.5.1) to compute the area under these parabolas. Adding up these areas gives the formula:

$$\int_a^b f(x) dx \approx \frac{\Delta x}{3} [f(x_0) + 4f(x_1) + 2f(x_2) + 4f(x_3) + \dots + 2f(x_{n-2}) + 4f(x_{n-1}) + f(x_n)].$$

Note how the coefficients of the terms in the summation have the pattern 1, 4, 2, 4, 2, 4,  $\dots$ , 2, 4, 1.

While it's not *hard* to show the results of Equation (5.5.1), it's also not exactly easy. This video might help: [youtu.be/uc4xJsi99bk](https://youtu.be/uc4xJsi99bk)

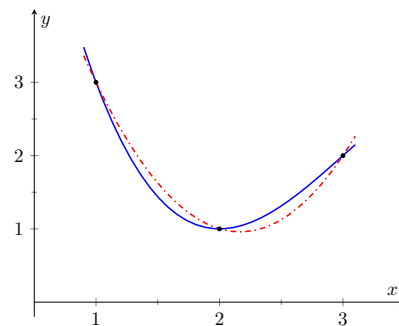


Figure 5.5.16 A graph of a function  $f$  and a parabola that approximates it well on  $[1, 3]$

Figure 5.5.17 illustrates how the area calculated by Simpson's Rule approximates  $\int_0^5 f(x) dx$  for the function  $f(x) = \sin(\pi x)$ . In this case, 8 subintervals were used, resulting in 4 quadratic curves (dashed lines) being fitted to each pair of subintervals. The actual answer (accurate to 4 decimal places) is about 10.6366, while Simpson's rule gives 10.7294. Of course more subintervals would result in better accuracy. However 8 intervals were chosen specifically so that you could see how the parabolas compare to the original function. With larger values of  $n$ , it becomes difficult to distinguish the function and its quadratic approximations on each subinterval.

Let's demonstrate Simpson's Rule with a concrete example.

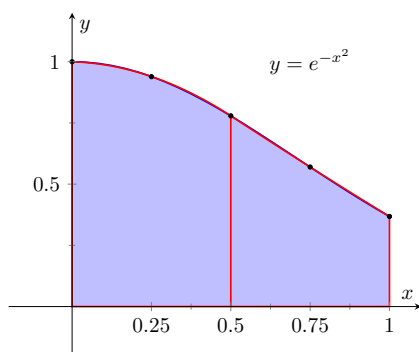
#### Example 5.5.18 Using Simpson's Rule.

Approximate  $\int_0^1 e^{-x^2} dx$  using Simpson's Rule and 4 equally spaced subintervals.

**Solution.** We begin by making a table of values as we have in the past, as shown in Figure 5.5.19(a).

$x_i$	$e^{-x_i^2}$
0	1
0.25	0.939
0.5	0.779
0.75	0.570
1	0.368

(a)



(b)

Figure 5.5.19 A table of values to approximate  $\int_0^1 e^{-x^2} dx$ , along with a graph of the function

Simpson's Rule states that

$$\int_0^1 e^{-x^2} dx \approx \frac{0.25}{3} [1 + 4(0.939) + 2(0.779) + 4(0.570) + 0.368] = 0.7468\bar{3}.$$

Recall in Example 5.5.2 we stated that the correct answer, accurate to 4 places after the decimal, was 0.7468. Our approximation with Simpson's Rule, with 4 subintervals, is better than our approximation with the Trapezoidal Rule using 5!

Figure 5.5.19(b) shows  $f(x) = e^{-x^2}$  along with its approximating parabolas, demonstrating how good our approximation is. The approximating curves are nearly indistinguishable from the actual function.

#### Example 5.5.20 Using Simpson's Rule.

Approximate  $\int_{-\pi/4}^{\pi/2} \sin(x^3) dx$  using Simpson's Rule and 10 equally spaced intervals.

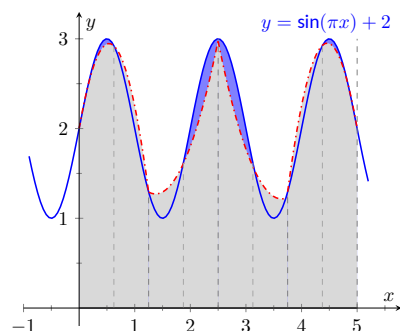


Figure 5.5.17 An illustration of Simpson's rule on  $f(x) = \sin(\pi x) + 2$  over  $[0, 5]$  using 8 subintervals, resulting in 4 quadratic approximations

**Solution.** Figure 5.5.21 shows the table of values that we used in the past for this problem, shown here again for convenience. Again,  $\Delta x = (\pi/2 + \pi/4)/10 \approx 0.236$ .

Simpson's Rule states that

$$\begin{aligned} \int_{-\pi/4}^{\pi/2} \sin(x^3) dx &\approx \frac{0.2356}{3} [(-0.4657) + 4(-0.1654) + 2(-0.0310) + \dots \\ &\quad \dots + 2(0.9710) + 4(0.6899) + (-0.6700)] \\ &\approx 0.4701 \end{aligned}$$

Recall that the actual value, accurate to 3 decimal places, is 0.4609. Our approximation is within one 1/100th of the correct value. The graph in Figure 5.5.22 shows how closely the parabolas match the shape of the graph.

### 5.5.5 Summary and Error Analysis

We summarize the key concepts of this section thus far in the following Key Idea.

#### Key Idea 5.5.23 Numerical Integration.

Let  $f$  be a continuous function on  $[a, b]$ , let  $n$  be a positive integer, and let  $\Delta x = \frac{b-a}{n}$ .

Set  $x_0 = a, x_1 = a + \Delta x, \dots, x_i = a + i\Delta x, x_n = b$ .

Consider  $\int_a^b f(x) dx$ .

Left Hand Rule:  $\int_a^b f(x) dx \approx \Delta x [f(x_0) + f(x_1) + \dots + f(x_{n-1})]$ .

Right Hand Rule:  $\int_a^b f(x) dx \approx \Delta x [f(x_1) + f(x_2) + \dots + f(x_n)]$ .

Trapezoidal Rule:  $\int_a^b f(x) dx \approx \frac{\Delta x}{2} [f(x_0) + 2f(x_1) + 2f(x_2) + \dots + 2f(x_{n-1}) + f(x_n)]$ .

Midpoint Rule:  $\int_a^b f(x) dx \approx \sum_{i=1}^n f\left(\frac{x_{i-1} + x_i}{2}\right) \Delta x$ .

Simpson's Rule:  $\int_a^b f(x) dx \approx \frac{\Delta x}{3} [f(x_0) + 4f(x_1) + 2f(x_2) + \dots + 4f(x_{n-1}) + f(x_n)]$  for  $n$  even.

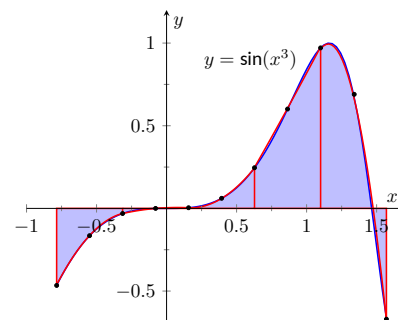
In our examples, we approximated the value of a definite integral using a given method then compared it to the “right” answer. This should have raised several questions in the reader’s mind, such as:

1. How was the “right” answer computed?
2. If the right answer can be found, what is the point of approximating?
3. If there is value to approximating, how are we supposed to know if the approximation is any good?

These are good questions, and their answers are educational. In the examples, the right answer was never computed. Rather, an approximation accurate

$x_i$	$\sin(x_i^3)$
-0.7854	-0.4657
-0.5498	-0.1654
-0.3142	-0.0310
-0.0785	-0.0005
0.1571	0.0039
0.3927	0.0605
0.6283	0.2455
0.8639	0.6011
1.0996	0.9710
1.3352	0.6899
1.5708	-0.6700

**Figure 5.5.21** Values used to approximate  $\int_{-\pi/4}^{\pi/2} \sin(x^3) dx$  in Example 5.5.20



**Figure 5.5.22** Approximating  $\int_{-\pi/4}^{\pi/2} \sin(x^3) dx$  in Example 5.5.20 with Simpson's Rule and 10 equally spaced intervals



to a certain number of places after the decimal was given. In [Example 5.5.2](#), we do not know the exact answer, but we know it starts with 0.7468. These more accurate approximations were computed using numerical integration but with more precision (i.e., more subintervals and the help of a computer).

Since the exact answer cannot be found, approximation still has its place. How are we to tell if the approximation is any good?

“Trial and error” provides one way. Using technology, make an approximation with, say, 10, 100, and 200 subintervals. This likely will not take much time at all, and a trend should emerge. If a trend does not emerge, try using yet more subintervals. Keep in mind that trial and error is never foolproof; you might stumble upon a problem in which a trend will not emerge.

A second method is to use Error Analysis. While the details are beyond the scope of this text, there are some formulas that give *bounds* for how good your approximation will be. For instance, the formula might state that the approximation is within 0.1 of the correct answer. If the approximation is 1.58, then one knows that the correct answer is between 1.48 and 1.68. By using lots of subintervals, one can get an approximation as accurate as one likes. [Theorem 5.5.24](#) states what these bounds are.

**Theorem 5.5.24 Error Bounds in the Trapezoidal Rule and Simpson's Rule.**

1. Let  $E_T$  and  $E_M$  be the error in approximating  $\int_a^b f(x) dx$  using the Trapezoidal and Midpoint Rules respectively, with  $n$  subintervals. If  $f$  has a continuous second derivative on  $[a, b]$  and  $K$  is any upper bound of  $|f''(x)|$  on  $[a, b]$ , then

$$E_T \leq \frac{(b-a)^3}{12n^2} K.$$

and

$$E_M \leq \frac{(b-a)^3}{24n^2} K.$$

2. Let  $E_S$  be the error in approximating  $\int_a^b f(x) dx$  using Simpson's Rule with  $n$  subintervals.. If  $f$  has a continuous 4th derivative on  $[a, b]$  and  $K$  is any upper bound of  $|f^{(4)}(x)|$  on  $[a, b]$ , then

$$E_S \leq \frac{(b-a)^5}{180n^4} K.$$

There are some key things to note about this theorem.

1. The larger the interval, the larger the error. This should make sense intuitively.
2. The error shrinks as more subintervals are used (i.e., as  $n$  gets larger).
3. The maximum error in the Midpoint Rule is half of the maximum error in the Trapezoidal Rule. (Usually the errors in these two rules have opposite signs as well, that is one will be an under approximation and the other will be an over approximation).
4. The error in Simpson's Rule has a term relating to the 4th derivative of  $f$ . Consider a cubic polynomial: its 4th derivative is 0. Therefore, the error in

approximating the definite integral of a cubic polynomial with Simpson's Rule is 0 — Simpson's Rule computes the exact answer!

We revisit Examples 5.5.9 and 5.5.18 and compute the error bounds using Theorem 5.5.24 in the following example.

**Example 5.5.25 Computing error bounds.**

Find the error bounds when approximating  $\int_0^1 e^{-x^2} dx$  using the Trapezoidal and Midpoint Rules and 5 subintervals, and using Simpson's Rule with 4 subintervals.

**Solution.** *Trapezoidal and Midpoints Rules with  $n = 5$ :*

We start by computing the 2nd derivative of  $f(x) = e^{-x^2}$ :

$$f''(x) = e^{-x^2}(4x^2 - 2).$$

Figure 5.5.26 shows a graph of  $f''(x)$  on  $[0, 1]$ . It is clear that the largest value of  $f''$ , in absolute value, is 2.

Thus we let  $K = 2$  and apply the error formula from Theorem 5.5.24.

$$E_T \leq \frac{(1-0)^3}{12 \cdot 5^2} \cdot 2 = 0.00\bar{6}.$$

Since the maximum error in the Midpoint rule is half the error in the Trapezoidal Rule, we can say:  $E_M \leq 0.00\bar{3}$

Our error estimation formula states that our approximation of 0.7444 found in Example 5.5.9 is within 0.0067 of the correct answer. Hence we know that the actual value is within  $[0.7444 - 0.0067, 0.7444 + 0.0067] = [0.7377, 0.7511]$ . So:

$$0.7377 \leq \int_0^1 e^{-x^2} dx \leq 0.7511$$

But we can do better than this with the Midpoint Rule since its error is at most half of the error of the Trapezoidal Rule. Our error estimate formula state that our approximate of 0.7480 found in Example 5.5.12 is within 0.0034 of the correct answer. Hence we know that the actual value is within  $[0.7480 - 0.0034, 0.7480 + 0.0033] = [0.7447, 0.7513]$ .

We had earlier stated the actual answer, correct to 4 decimal places, to be 0.7468, affirming the validity of Theorem 5.5.24.

*Simpson's Rule with  $n = 4$ :*

We start by computing the 4th derivative of  $f(x) = e^{-x^2}$ :

$$f^{(4)}(x) = e^{-x^2}(16x^4 - 48x^2 + 12).$$

Figure 5.5.27 shows a graph of  $f^{(4)}(x)$  on  $[0, 1]$ . It is clear that the largest value of  $f^{(4)}$ , in absolute value, is 12. Thus we let  $K = 12$  and apply the error formula from Theorem 5.5.24.

$$E_s \leq \frac{(1-0)^5}{180 \cdot 4^4} \cdot 12 = 0.00026.$$

Our error estimation formula states that our approximation of 0.74683 found in Example 5.5.18 is within 0.00026 of the correct answer,

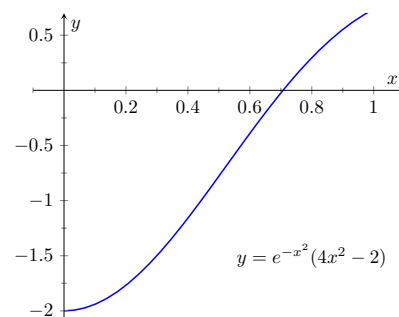


Figure 5.5.26 Graphing  $f''(x)$  in Example 5.5.25 to help establish error bounds

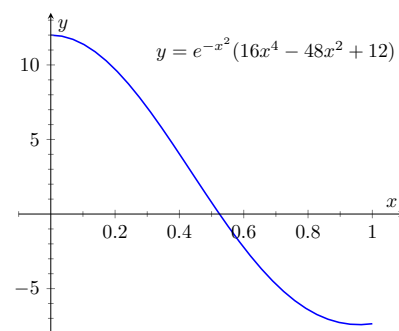


Figure 5.5.27 Graphing  $f^{(4)}(x)$  in Example 5.5.25 to help establish error bounds

hence we know that the correct answer is in the interval  $[0.74683 - 0.00026, 0.74683 + 0.00026] = [0.74657, 0.74709]$ . So:

$$0.74657 \leq \int_0^1 e^{-x^2} dx \leq 0.74709.$$

Once again we affirm the validity of [Theorem 5.5.24](#) since the answer to 4 decimal places is actually 0.7468.

At the beginning of this section we mentioned two main situations where numerical integration was desirable. We have considered the case where an antiderivative of the integrand cannot be computed. We now investigate the situation where the integrand is not known. This is, in fact, the most widely used application of Numerical Integration methods. “Most of the time” we observe behavior but do not know “the” function that describes it. We instead collect data about the behavior and make approximations based on this data. We demonstrate this in an example.

#### Example 5.5.28 Approximating distance traveled.

One of the authors drove his daughter home from school while she recorded their speed every 30 seconds. The data is given in [Figure 5.5.29](#). Approximate the distance they traveled.

**Solution.** Recall that by integrating a speed function we get distance traveled. We have information about  $v(t)$ ; we will use Simpson’s Rule to

approximate  $\int_a^b v(t) dt$ .

The most difficult aspect of this problem is converting the given data into the form we need it to be in. The speed is measured in miles per hour, whereas the time is measured in minutes.

We need to compute  $\Delta x = (b - a)/n$ . With 25 data points collected, there are  $n = 24$  subintervals. What are  $a$  and  $b$ ? Since we start at time  $t = 0$ , we have  $a = 0$ . The final recorded time was  $t = 12$  minutes, which is  $1/5$  of an hour. Thus we have

$$\Delta x = \frac{b - a}{n} = \frac{1/5 - 0}{24} = \frac{1}{120}; \quad \frac{\Delta x}{3} = \frac{1}{360}.$$

Thus the distance traveled is approximately:

$$\begin{aligned} \int_0^{0.2} v(t) dt &\approx \frac{1}{360} [f(x_0) + 4f(x_1) + 2f(x_2) + \cdots + 4f(x_{n-1}) + f(x_n)] \\ &= \frac{1}{360} [0 + 4 \cdot 25 + 2 \cdot 22 + \cdots + 2 \cdot 40 + 4 \cdot 23 + 0] \\ &\approx 6.2167 \text{ miles.} \end{aligned}$$

We approximate the author drove 6.2 miles. (Because we are sure the reader wants to know, the author’s odometer recorded the distance as about 6.05 miles.)

Time (min)	Speed (mph)
0	0
1	25
2	22
3	19
4	39
5	0
6	43
7	59
8	54
9	51
10	43
11	35
12	40
13	43
14	30
15	0
16	0
17	28
18	40
19	42
20	40
21	39
22	40
23	23
24	0

**Figure 5.5.29** Speed data collected at 30 second intervals for [Example 5.5.28](#)

## 5.5.6 Exercises

### Terms and Concepts

1. T/F: Simpson's Rule is a method of approximating antiderivatives. (☐ True ☐ False)
2. What are the two basic situations where approximating the value of a definite integral is necessary?
3. Why are the Left and Right Hand Rules rarely used?
4. Simpson's Rule is based on approximating portions of a function with what type of function?

### Problems

**Exercise Group.** In the following exercises, approximate the definite integral with the Trapezoidal Rule and Simpson's Rule, with  $n = 4$ . Then find the exact value.

- |  |   |
|--|---|
| 5. For the integral $\int_{-1}^1 x^2 dx$ :<br>(a) Approximate using the trapezoidal rule.<br>(b) Approximate using Simpson's rule.<br>(c) Find the exact value.                | 6. For the integral $\int_0^{10} 5x dx$ :<br>(a) Approximate using the trapezoidal rule.<br>(b) Approximate using Simpson's rule.<br>(c) Find the exact value.              |
| 7. For the integral $\int_0^{\pi} \sin(x) dx$ :<br>(a) Approximate using the trapezoidal rule.<br>(b) Approximate using Simpson's rule.<br>(c) Find the exact value.           | 8. For the integral $\int_0^4 \sqrt{x} dx$ :<br>(a) Approximate using the trapezoidal rule.<br>(b) Approximate using Simpson's rule.<br>(c) Find the exact value.           |
| 9. For the integral $\int_0^3 (x^3 + 2x^2 - 5x + 7) dx$ :<br>(a) Approximate using the trapezoidal rule.<br>(b) Approximate using Simpson's rule.<br>(c) Find the exact value. | 10. For the integral $\int_0^1 x^4 dx$ :<br>(a) Approximate using the trapezoidal rule.<br>(b) Approximate using Simpson's rule.<br>(c) Find the exact value.               |
| 11. For the integral $\int_0^{2\pi} \cos(x) dx$ :<br>(a) Approximate using the trapezoidal rule.<br>(b) Approximate using Simpson's rule.<br>(c) Find the exact value.         | 12. For the integral $\int_{-3}^3 \sqrt{9 - x^2} dx$ :<br>(a) Approximate using the trapezoidal rule.<br>(b) Approximate using Simpson's rule.<br>(c) Find the exact value. |

**Exercise Group.** In the following exercises, approximate the definite integral with the Trapezoidal Rule and Simpson's Rule, with  $n = 6$ .

- |   |  |
|---|--|
| 13. For the integral $\int_0^1 \cos(x^2) dx$ :<br>(a) Approximate using the trapezoidal rule.<br>(b) Approximate using Simpson's rule.      | 14. For the integral $\int_{-1}^1 e^{x^2} dx$ :<br>(a) Approximate using the trapezoidal rule.<br>(b) Approximate using Simpson's rule.    |
| 15. For the integral $\int_0^5 \sqrt{x^2 + 1} dx$ :<br>(a) Approximate using the trapezoidal rule.<br>(b) Approximate using Simpson's rule. | 16. For the integral $\int_0^{\pi} x \sin(x) dx$ :<br>(a) Approximate using the trapezoidal rule.<br>(b) Approximate using Simpson's rule. |

17. For the integral  $\int_0^{\pi/2} \sqrt{\cos(x)} dx$ :

- (a) Approximate using the trapezoidal rule.
- (b) Approximate using Simpson's rule.

19. For the integral  $\int_{-1}^1 \frac{1}{\sin(x)+2} dx$ :

- (a) Approximate using the trapezoidal rule.
- (b) Approximate using Simpson's rule.

18. For the integral  $\int_1^4 \ln(x) dx$ :

- (a) Approximate using the trapezoidal rule.
- (b) Approximate using Simpson's rule.

20. For the integral  $\int_0^6 \frac{1}{\sin(x)+2} dx$ :

- (a) Approximate using the trapezoidal rule.
- (b) Approximate using Simpson's rule.

**Exercise Group.** In the following exercises, find  $n$  such that the error in approximating the given definite integral is less than 0.0001 when using the Trapezoidal Rule and Simpson's Rule.

21. For the integral  $\int_0^{\pi} \sin(x) dx$ :

- (a) Using the trapezoid rule.
- (b) Using Simpson's rule.

23. For the integral  $\int_0^{\pi} \cos(x^2) dx$ :

- (a) Using the trapezoid rule.
- (b) Using Simpson's rule.

22. For the integral  $\int_1^4 \frac{1}{\sqrt{x}} dx$ :

- (a) Using the trapezoid rule.
- (b) Using Simpson's rule.

24. For the integral  $\int_0^5 x^4 dx$ :

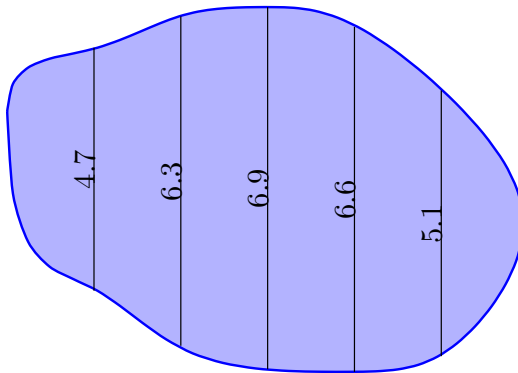
- (a) Using the trapezoid rule.
- (b) Using Simpson's rule.

**Exercise Group.** In the following exercises, a region is given. Find the area of the region using Simpson's Rule:

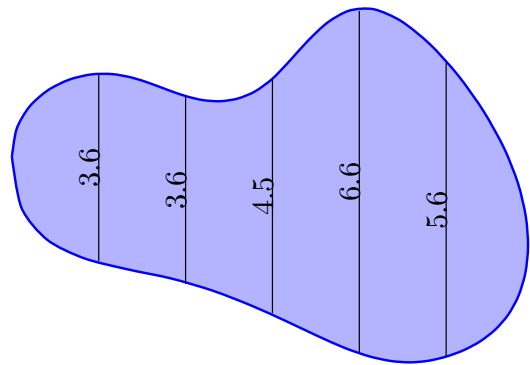
(a) where the measurements are in centimeters, taken in 1 cm increments, and

(b) where the measurements are in hundreds of feet, taken in 100 ft increments.

25.



26.



## 5.6 Substitution

We motivate this section with an example. Let  $f(x) = (x^2 + 3x - 5)^{10}$ . We can compute  $f'(x)$  using the Chain Rule. It is:

$$\begin{aligned} f'(x) &= 10(x^2 + 3x - 5)^9 \cdot (2x + 3) \\ &= (20x + 30)(x^2 + 3x - 5)^9. \end{aligned}$$

Now consider this: What is  $\int (20x + 30)(x^2 + 3x - 5)^9 dx$ ? We have the answer in front of us;

$$\int (20x + 30)(x^2 + 3x - 5)^9 dx = (x^2 + 3x - 5)^{10} + C.$$

How would we have evaluated this indefinite integral without starting with  $f(x)$  as we did?

This section explores *integration by substitution*. It allows us to “undo the Chain Rule.” Substitution allows us to evaluate the above integral without knowing the original function first.

The underlying principle is to rewrite a “complicated” integral of the form  $\int f(x) dx$  as a not-so-complicated integral  $\int h(u) du$ . We’ll formally establish later how this is done. First, consider again our introductory indefinite integral,  $\int (20x + 30)(x^2 + 3x - 5)^9 dx$ . Arguably the most “complicated” part of the integrand is  $(x^2 + 3x - 5)^9$ . We wish to make this simpler; we do so through a substitution. Let  $u = x^2 + 3x - 5$ . Thus

$$(x^2 + 3x - 5)^9 = u^9.$$

We have established  $u$  as a function of  $x$ , so now consider the differential of  $u$ :

$$du = (2x + 3)dx.$$

Keep in mind that  $(2x + 3)$  and  $dx$  are multiplied; the  $dx$  is not “just sitting there.”

Return to the original integral and do some substitutions through algebra:

$$\begin{aligned} \int (20x + 30)(x^2 + 3x - 5)^9 dx &= \int 10(2x + 3)(x^2 + 3x - 5)^9 dx \\ &= \int 10 \underbrace{(x^2 + 3x - 5)^9}_u \underbrace{(2x + 3) dx}_{du} \\ &= \int 10u^9 du \\ &= u^{10} + C \quad (\text{replace } u \text{ with } x^2 + 3x - 5) \\ &= (x^2 + 3x - 5)^{10} + C \end{aligned}$$

One might well look at this and think “I (sort of) followed how that worked, but I could never come up with that on my own,” but the process is learnable. This section contains numerous examples through which the reader will gain understanding and mathematical maturity enabling them to regard substitution as a natural tool when evaluating integrals.

We stated before that integration by substitution “undoes” the Chain Rule. Specifically, let  $F(x)$  and  $g(x)$  be differentiable functions and consider the derivative of their composition:

$$\frac{d}{dx}(F(g(x))) = F'(g(x))g'(x).$$



[youtu.be/watch?v=mElhuqXsPhQ](https://youtu.be/watch?v=mElhuqXsPhQ)

**Figure 5.6.1** Video introduction to Section 5.6

Thus

$$\int F'(g(x))g'(x) dx = F(g(x)) + C.$$

Integration by substitution works by recognizing the “inside” function  $g(x)$  and replacing it with a variable. By setting  $u = g(x)$ , we can rewrite the derivative as

$$\frac{d}{dx}(F(u)) = F'(u)u'.$$

Since  $du = g'(x)dx$ , we can rewrite the above integral as

$$\int F'(g(x))g'(x) dx = \int F'(u)du = F(u) + C = F(g(x)) + C.$$

This concept is important so we restate it in the context of a theorem.

**Theorem 5.6.2 Integration by Substitution.**

Let  $F$  and  $g$  be differentiable functions, where the range of  $g$  is an interval  $I$  contained in the domain of  $F$ . Then

$$\int F'(g(x))g'(x) dx = F(g(x)) + C.$$

If  $u = g(x)$ , then  $du = g'(x)dx$  and

$$\int F'(g(x))g'(x) dx = \int F'(u) du = F(u) + C = F(g(x)) + C.$$

The point of substitution is to make the integration step easy. Indeed, the step  $\int F'(u) du = F(u) + C$  looks easy, as the antiderivative of the derivative of  $F$  is just  $F$ , plus a constant. The “work” involved is making the proper substitution. There is not a step-by-step process that one can memorize; rather, experience will be one’s guide. To gain experience, we now embark on many examples.

**Example 5.6.3 Integrating by substitution.**

Evaluate  $\int x \sin(x^2 + 5) dx$ .

**Solution.** Knowing that substitution is related to the Chain Rule, we choose to let  $u$  be the “inside” function of  $\sin(x^2 + 5)$ . (This is not *always* a good choice, but it is often the best place to start.)

Let  $u = x^2 + 5$ , hence  $du = 2x dx$ . The integrand has an  $x dx$  term, but not a  $2x dx$  term. (Recall that multiplication is commutative, so the  $x$  does not physically have to be next to  $dx$  for there to be an  $x dx$  term.) We can divide both sides of the  $du$  expression by 2:

$$du = 2x dx \quad \Rightarrow \quad \frac{1}{2}du = x dx.$$

We can now substitute.

$$\begin{aligned} \int x \sin(x^2 + 5) dx &= \int \underbrace{\sin(x^2 + 5)}_u \underbrace{x dx}_{\frac{1}{2}du} \\ &= \int \frac{1}{2} \sin(u) du \\ &= -\frac{1}{2} \cos(u) + C \quad (\text{now replace } u \text{ with } x^2 + 5) \end{aligned}$$

$$= -\frac{1}{2} \cos(x^2 + 5) + C.$$

Thus  $\int x \sin(x^2 + 5) dx = -\frac{1}{2} \cos(x^2 + 5) + C$ . We can check our work by evaluating the derivative of the right hand side.

#### Example 5.6.4 Integrating by substitution.

Evaluate  $\int \cos(5x) dx$ .

**Solution.** Again let  $u$  replace the “inside” function. Letting  $u = 5x$ , we have  $du = 5 dx$ . Since our integrand does not have a  $5 dx$  term, we can divide the previous equation by 5 to obtain  $\frac{1}{5} du = dx$ . We can now substitute.

$$\begin{aligned} \int \cos(5x) dx &= \int \underbrace{\cos(5x)}_u \underbrace{dx}_{\frac{1}{5} du} \\ &= \int \frac{1}{5} \cos(u) du \\ &= \frac{1}{5} \sin(u) + C \\ &= \frac{1}{5} \sin(5x) + C. \end{aligned}$$

We can again check our work through differentiation.

The previous example exhibited a common, and simple, type of substitution. The “inside” function was a linear function (in this case,  $y = 5x$ ). When the inside function is linear, the resulting integration is very predictable, outlined here.

#### Key Idea 5.6.5 Substitution With A Linear Function.

Consider  $\int F'(ax + b) dx$ , where  $a \neq 0$  and  $b$  are constants. Letting  $u = ax + b$  gives  $du = a \cdot dx$ , leading to the result

$$\int F'(ax + b) dx = \frac{1}{a} F(ax + b) + C.$$

Thus  $\int \sin(7x - 4) dx = -\frac{1}{7} \cos(7x - 4) + C$ . Our next example can use [Key Idea 5.6.5](#), but we will only employ it after going through all of the steps.

#### Example 5.6.6 Integrating by substituting a linear function.

Evaluate  $\int \frac{7}{-3x + 1} dx$ .

**Solution.** View the integrand as the composition of functions  $f(g(x))$ , where  $f(x) = 7/x$  and  $g(x) = -3x + 1$ . Employing our understanding of substitution, we let  $u = -3x + 1$ , the inside function. Thus  $du = -3 dx$ . The integrand lacks a  $-3$ ; hence divide the previous equation by  $-3$  to obtain  $-du/3 = dx$ . We can now evaluate the integral through



substitution.

$$\begin{aligned}\int \frac{7}{-3x+1} dx &= \int \frac{7}{u-3} \frac{du}{-3} \\ &= \frac{-7}{3} \int \frac{du}{u} \\ &= \frac{-7}{3} \ln|u| + C \\ &= -\frac{7}{3} \ln|-3x+1| + C.\end{aligned}$$

Using [Key Idea 5.6.5](#) is faster, recognizing that  $u$  is linear and  $a = -3$ . One may want to continue writing out all the steps until they are comfortable with this particular shortcut.

Not all integrals that benefit from substitution have a clear “inside” function. Several of the following examples will demonstrate ways in which this occurs.

#### Example 5.6.8 Integrating by substitution.

Evaluate  $\int \sin(x) \cos(x) dx$ .

**Solution.** There is not a composition of functions here to exploit; rather, just a product of functions. Do not be afraid to experiment; when given an integral to evaluate, it is often beneficial to think “If I let  $u$  be *this*, then  $du$  must be *that ...*” and see if this helps simplify the integral at all. In this example, let’s set  $u = \sin(x)$ . Then  $du = \cos(x) dx$ , which we have as part of the integrand! The substitution becomes very straightforward:

$$\begin{aligned}\int \sin(x) \cos(x) dx &= \int u du \\ &= \frac{1}{2} u^2 + C \\ &= \frac{1}{2} \sin^2(x) + C.\end{aligned}$$

One would do well to ask “What would happen if we let  $u = \cos(x)$ ?” The result is just as easy to find, yet looks very different. The challenge to the reader is to evaluate the integral letting  $u = \cos(x)$  and discover why the answer is the same, yet looks different.

Our examples so far have required “basic substitution.” The next example demonstrates how substitutions can be made that often strike the new learner as being “nonstandard.”

#### Example 5.6.9 Integrating by substitution.

Evaluate  $\int x\sqrt{x+3} dx$ .

**Solution.** Recognizing the composition of functions, set  $u = x + 3$ . Then  $du = dx$ , giving what seems initially to be a simple substitution.



[youtu.be/watch?v=-6CFSvtMCDU](https://youtu.be/watch?v=-6CFSvtMCDU)

Figure 5.6.7 Video presentation of Examples 5.6.3–5.6.6

Video solution



[youtu.be/watch?v=UdGVU8H5w3M](https://youtu.be/watch?v=UdGVU8H5w3M)

But at this stage, we have:

$$\int x\sqrt{x+3} dx = \int x\sqrt{u} du.$$

We cannot evaluate an integral that has both an  $x$  and an  $u$  in it. We need to convert the  $x$  to an expression involving just  $u$ .

Since we set  $u = x + 3$ , we can also state that  $u - 3 = x$ . Thus we can replace  $x$  in the integrand with  $u - 3$ . It will also be helpful to rewrite  $\sqrt{u}$  as  $u^{\frac{1}{2}}$ .

$$\begin{aligned} \int x\sqrt{x+3} dx &= \int (u-3)u^{\frac{1}{2}} du \\ &= \int (u^{\frac{3}{2}} - 3u^{\frac{1}{2}}) du \\ &= \frac{2}{5}u^{\frac{5}{2}} - 2u^{\frac{3}{2}} + C \\ &= \frac{2}{5}(x+3)^{\frac{5}{2}} - 2(x+3)^{\frac{3}{2}} + C. \end{aligned}$$

Checking your work is always a good idea. In this particular case, some algebra will be needed to make one's answer match the integrand in the original problem.

#### Example 5.6.10 Integrating by substitution.

Evaluate  $\int \frac{1}{x \ln(x)} dx$ .

**Solution.** This is another example where there does not seem to be an obvious composition of functions. The line of thinking used in [Example 5.6.9](#) is useful here: choose something for  $u$  and consider what this implies  $du$  must be. If  $u$  can be chosen such that  $du$  also appears in the integrand, then we have chosen well.

Choosing  $u = 1/x$  makes  $du = -1/x^2 dx$ ; that does not seem helpful. However, setting  $u = \ln(x)$  makes  $du = 1/x dx$ , which is part of the integrand. Thus:

$$\begin{aligned} \int \frac{1}{x \ln(x)} dx &= \int \underbrace{\frac{1}{\ln(x)}}_u \underbrace{\frac{1}{x} dx}_{du} \\ &= \int \frac{1}{u} du \\ &= \ln |u| + C \\ &= \ln |\ln(x)| + C. \end{aligned}$$

The final answer is interesting; the natural log of the natural log. Take the derivative to confirm this answer is indeed correct.



[youtu.be/watch?v=Qzj4UJX\\_69c](https://youtu.be/watch?v=Qzj4UJX_69c)

**Figure 5.6.11** Video presentation of Examples 5.6.9–5.6.10

### 5.6.1 Integrals Involving Trigonometric Functions

[Section 6.2](#) delves deeper into integrals of a variety of trigonometric functions; here we use substitution to establish a foundation that we will build upon.

The next three examples will help fill in some missing pieces of our antiderivative knowledge. We know the antiderivatives of the sine and cosine functions; what about the other standard functions tangent, cotangent, secant and cosecant? We discover these next.

**Example 5.6.12** Integrating by substitution: the antiderivative of  $\tan(x)$ .

Evaluate  $\int \tan(x) dx$ .

**Solution.** The previous paragraph established that we did not know the antiderivatives of tangent, hence we must assume that we have learned something in this section that can help us evaluate this indefinite integral.

Rewrite  $\tan(x)$  as  $\sin(x)/\cos(x)$ . While the presence of a composition of functions may not be immediately obvious, recognize that  $\cos(x)$  is “inside” the  $1/x$  function. Therefore, we see if setting  $u = \cos(x)$  returns usable results. We have that  $du = -\sin(x) dx$ , hence  $-du = \sin(x) dx$ . We can integrate:

$$\begin{aligned}\int \tan(x) dx &= \int \frac{\sin(x)}{\cos(x)} dx \\ &= \int \underbrace{\frac{1}{\cos(x)}}_u \underbrace{\sin(x) dx}_{-du} \\ &= \int \frac{-1}{u} du \\ &= -\ln |u| + C \\ &= -\ln |\cos(x)| + C.\end{aligned}$$

Some texts prefer to bring the  $-1$  inside the logarithm as a power of  $\cos(x)$ , as in:

$$\begin{aligned}-\ln |\cos(x)| + C &= \ln |(\cos(x))^{-1}| + C \\ &= \ln \left| \frac{1}{\cos(x)} \right| + C \\ &= \ln |\sec(x)| + C.\end{aligned}$$

Thus the result they give is  $\int \tan(x) dx = \ln |\sec(x)| + C$ . These two answers are equivalent.

Video solution



[youtu.be/watch?v=sJryXwwdqM4](https://youtu.be/watch?v=sJryXwwdqM4)

**Example 5.6.13** Integrating by substitution: the antiderivative of  $\sec(x)$ .

Evaluate  $\int \sec(x) dx$ .

**Solution.** This example employs a wonderful trick: multiply the integrand by “1” so that we see how to integrate more clearly. In this case, we write “1” as

$$1 = \frac{\sec(x) + \tan(x)}{\sec(x) + \tan(x)}.$$

This may seem like it came out of left field, but it works beautifully. Con-

sider:

$$\begin{aligned}\int \sec(x) dx &= \int \sec(x) \cdot \frac{\sec(x) + \tan(x)}{\sec(x) + \tan(x)} dx \\ &= \int \frac{\sec^2(x) + \sec(x) \tan(x)}{\sec(x) + \tan(x)} dx.\end{aligned}$$

Now let  $u = \sec(x) + \tan(x)$ ; this means  $du = (\sec(x) \tan(x) + \sec^2(x)) dx$ , which is our numerator. Thus:

$$\begin{aligned}&= \int \frac{du}{u} \\ &= \ln |u| + C \\ &= \ln |\sec(x) + \tan(x)| + C.\end{aligned}$$

Video solution



[youtu.be/watch?v=ivQ5GFSvEGg](https://youtu.be/watch?v=ivQ5GFSvEGg)

We can use similar techniques to those used in Examples 5.6.12 and 5.6.13 to find antiderivatives of  $\cot(x)$  and  $\csc(x)$  (which the reader can explore in the exercises.) We summarize our results here.

**Theorem 5.6.14 Antiderivatives of Trigonometric Functions.**

1.  $\int \sin(x) dx = -\cos(x) + C$ ,
2.  $\int \cos(x) dx = \sin(x) + C$ ,
3.  $\int \tan(x) dx = -\ln |\cos(x)| + C$ ,
4.  $\int \csc(x) dx = -\ln |\csc(x) + \cot(x)| + C$ ,
5.  $\int \sec(x) dx = \ln |\sec(x) + \tan(x)| + C$ ,
6.  $\int \cot(x) dx = \ln |\sin(x)| + C$ ,

We explore one more common trigonometric integral.

**Example 5.6.15 Integration by substitution: powers of  $\cos(x)$  and  $\sin(x)$ .**

Evaluate  $\int \cos^2(x) dx$ .

**Solution.** We have a composition of functions as  $\cos^2(x) = (\cos(x))^2$ . However, setting  $u = \cos(x)$  means  $du = -\sin(x) dx$ , which we do not have in the integral. Another technique is needed.

The process we'll employ is to use a Power Reducing formula for  $\cos^2(x)$ , which states

$$\cos^2(x) = \frac{1 + \cos(2x)}{2}.$$

The right hand side of this equation is not difficult to integrate. We have:

$$\begin{aligned}\int \cos^2(x) dx &= \int \frac{1 + \cos(2x)}{2} dx \\ &= \int \left( \frac{1}{2} + \frac{1}{2} \cos(2x) \right) dx \\ &= \frac{1}{2}x + \frac{1}{2} \frac{\sin(2x)}{2} + C\end{aligned}$$

The power reduction identities can be found in List B.3.5 in Appendix B.

$$= \frac{1}{2}x + \frac{\sin(2x)}{4} + C,$$

where we used [Key Idea 5.6.5](#) for the antiderivative of  $\cos(2x)$ .

We'll make significant use of this power-reducing technique in future sections.



[youtu.be/watch?v=XB\\_PG1Z\\_n1M](https://youtu.be/watch?v=XB_PG1Z_n1M)

**Figure 5.6.16** Video presentation of [Example 5.6.15](#) and two other trigonometric examples

## 5.6.2 Simplifying the Integrand

It is common to be reluctant to manipulate the integrand of an integral; at first, our grasp of integration is tenuous and one may think that working with the integrand will improperly change the results. Integration by substitution works using a different logic: as long as *equality* is maintained, the integrand can be manipulated so that its *form* is easier to deal with. The next two examples demonstrate common ways in which using algebra first makes the integration easier to perform.

### Example 5.6.17 Integration by substitution: simplifying first.

Evaluate  $\int \frac{x^3 + 4x^2 + 8x + 5}{x^2 + 2x + 1} dx$ .

**Solution.** One may try to start by setting  $u$  equal to either the numerator or denominator; in each instance, the result is not workable.

When dealing with rational functions (i.e., quotients made up of polynomial functions), it is an almost universal rule that everything works better when the degree of the numerator is less than the degree of the denominator. Hence we use polynomial division.

We skip the specifics of the steps, but note that when  $x^2 + 2x + 1$  is divided into  $x^3 + 4x^2 + 8x + 5$ , it goes in  $x + 2$  times with a remainder of  $3x + 3$ . Thus

$$\frac{x^3 + 4x^2 + 8x + 5}{x^2 + 2x + 1} = x + 2 + \frac{3x + 3}{x^2 + 2x + 1}.$$

Integrating  $x + 2$  is simple. The fraction can be integrated by setting  $u = x^2 + 2x + 1$ , giving  $du = (2x + 2) dx$ . This is very similar to the numerator. Note that  $du/2 = (x + 1) dx$  and then consider the following:

$$\begin{aligned} \int \frac{x^3 + 4x^2 + 8x + 5}{x^2 + 2x + 1} dx &= \int \left( x + 2 + \frac{3x + 3}{x^2 + 2x + 1} \right) dx \\ &= \int (x + 2) dx + \int \frac{3(x + 1)}{x^2 + 2x + 1} dx \\ &= \frac{1}{2}x^2 + 2x + C_1 + \int \frac{3}{u} \frac{du}{2} \\ &= \frac{1}{2}x^2 + 2x + C_1 + \frac{3}{2} \ln |u| + C_2 \\ &= \frac{1}{2}x^2 + 2x + \frac{3}{2} \ln |x^2 + 2x + 1| + C. \end{aligned}$$

In some ways, we “lucked out” in that after dividing, substitution was able to be done. In later sections we’ll develop techniques for handling rational functions where substitution is not directly feasible.

Video solution



[youtu.be/watch?v=kuHKfsyaOAI](https://youtu.be/watch?v=kuHKfsyaOAI)

**Example 5.6.18 Integration by alternate methods.**

Evaluate  $\int \frac{x^2 + 2x + 3}{\sqrt{x}} dx$  with, and without, substitution.

**Solution.** We already know how to integrate this particular example. Rewrite  $\sqrt{x}$  as  $x^{\frac{1}{2}}$  and simplify the fraction:

$$\frac{x^2 + 2x + 3}{x^{1/2}} = x^{\frac{3}{2}} + 2x^{\frac{1}{2}} + 3x^{-\frac{1}{2}}.$$

We can now integrate using the Power Rule:

$$\begin{aligned} \int \frac{x^2 + 2x + 3}{x^{1/2}} dx &= \int \left( x^{\frac{3}{2}} + 2x^{\frac{1}{2}} + 3x^{-\frac{1}{2}} \right) dx \\ &= \frac{2}{5} x^{\frac{5}{2}} + \frac{4}{3} x^{\frac{3}{2}} + 6x^{\frac{1}{2}} + C \end{aligned}$$

This is a perfectly fine approach. We demonstrate how this can also be solved using substitution as its implementation is rather clever.

Let  $u = \sqrt{x} = x^{\frac{1}{2}}$ ; therefore

$$du = \frac{1}{2\sqrt{x}} dx \quad \Rightarrow \quad 2du = \frac{1}{\sqrt{x}} dx.$$

This gives us  $\int \frac{x^2 + 2x + 3}{\sqrt{x}} dx = \int (x^2 + 2x + 3) \cdot 2 du$ . What are we to do with the other  $x$  terms? Since  $u = x^{\frac{1}{2}}$ ,  $u^2 = x$ , etc. We can then replace  $x^2$  and  $x$  with appropriate powers of  $u$ . We thus have

$$\begin{aligned} \int \frac{x^2 + 2x + 3}{\sqrt{x}} dx &= \int (x^2 + 2x + 3) \cdot 2 du \\ &= \int 2(u^4 + 2u^2 + 3) du \\ &= \frac{2}{5} u^5 + \frac{4}{3} u^3 + 6u + C \\ &= \frac{2}{5} x^{\frac{5}{2}} + \frac{4}{3} x^{\frac{3}{2}} + 6x^{\frac{1}{2}} + C, \end{aligned}$$

which is obviously the same answer we obtained before. In this situation, substitution is arguably more work than our other method. The fantastic thing is that it works. It demonstrates how flexible integration is.

**5.6.3 Substitution and Inverse Trigonometric Functions**

When studying derivatives of inverse functions, we learned that

$$\frac{d}{dx} (\tan^{-1}(x)) = \frac{1}{1 + x^2}.$$

Applying the Chain Rule to this is not difficult; for instance,

$$\frac{d}{dx} (\tan^{-1}(5x)) = \frac{5}{1 + 25x^2}.$$

We now explore how Substitution can be used to “undo” certain derivatives that are the result of the Chain Rule applied to Inverse Trigonometric functions. We begin with an example.

**Example 5.6.19 Integrating by substitution: inverse trigonometric functions.**

Evaluate  $\int \frac{1}{25 + x^2} dx$ .

**Solution.** The integrand looks similar to the derivative of the arctangent function. Note:

$$\begin{aligned}\frac{1}{25 + x^2} &= \frac{1}{25 \left(1 + \frac{x^2}{25}\right)} \\ &= \frac{1}{25 \left(1 + \left(\frac{x}{5}\right)^2\right)} \\ &= \frac{1}{25} \frac{1}{1 + \left(\frac{x}{5}\right)^2}.\end{aligned}$$

Thus

$$\int \frac{1}{25 + x^2} dx = \frac{1}{25} \int \frac{1}{1 + \left(\frac{x}{5}\right)^2} dx.$$

This can be integrated using Substitution. Set  $u = x/5$ , hence  $du = dx/5$  or  $dx = 5 du$ . Thus

$$\begin{aligned}\int \frac{1}{25 + x^2} dx &= \frac{1}{25} \int \frac{1}{1 + \left(\frac{x}{5}\right)^2} dx \\ &= \frac{1}{5} \int \frac{1}{1 + u^2} du \\ &= \frac{1}{5} \tan^{-1}(u) + C \\ &= \frac{1}{5} \tan^{-1}\left(\frac{x}{5}\right) + C\end{aligned}$$

Video solution



[youtu.be/watch?v=skYWHK8feRs](https://youtu.be/watch?v=skYWHK8feRs)

Example 5.6.19 demonstrates a general technique that can be applied to other integrands that result in inverse trigonometric functions. The results are summarized here.

**Theorem 5.6.20 Integrals Involving Inverse Trigonometric Functions.**

Let  $a > 0$ .

1.  $\int \frac{1}{a^2 + x^2} dx = \frac{1}{a} \tan^{-1}\left(\frac{x}{a}\right) + C$
2.  $\int \frac{1}{\sqrt{a^2 - x^2}} dx = \sin^{-1}\left(\frac{x}{a}\right) + C$
3.  $\int \frac{1}{x\sqrt{x^2 - a^2}} dx = \frac{1}{a} \sec^{-1}\left(\frac{|x|}{a}\right) + C$

Let's practice using Theorem 5.6.20.

**Example 5.6.21 Integrating by substitution: inverse trigonometric functions.**

Evaluate the given indefinite integrals:

$$1. \int \frac{1}{9+x^2} dx \quad 2. \int \frac{1}{\sqrt{5-x^2}} dx \quad 3. \int \frac{1}{x\sqrt{x^2 - \frac{1}{100}}} dx$$

**Solution.** Each can be answered using a straightforward application of [Theorem 5.6.20](#).

$$\begin{aligned} 1. \int \frac{1}{9+x^2} dx &= \frac{1}{3} \tan^{-1}\left(\frac{x}{3}\right) + C, \text{ as } a = 3. \\ 2. \int \frac{1}{\sqrt{5-x^2}} &= \sin^{-1}\left(\frac{x}{\sqrt{5}}\right) + C, \text{ as } a = \sqrt{5}. \\ 3. \int \frac{1}{x\sqrt{x^2 - \frac{1}{100}}} dx &= 10 \sec^{-1}(10x) + C, \text{ as } a = \frac{1}{10}. \end{aligned}$$

Most applications of [Theorem 5.6.20](#) are not as straightforward. The next examples show some common integrals that can still be approached with this theorem.

**Example 5.6.22 Integrating by substitution: completing the square.**

Evaluate  $\int \frac{1}{x^2 - 4x + 13} dx$ .

**Solution.** Initially, this integral seems to have nothing in common with the integrals in [Theorem 5.6.20](#). As it lacks a square root, it almost certainly is not related to arcsine or arcsecant. It is, however, related to the arctangent function.

We see this by *completing the square* in the denominator. We give a brief reminder of the process here.

Start with a quadratic with a leading coefficient of 1. It will have the form of  $x^2 + bx + c$ . Take  $1/2$  of  $b$ , square it, and add/subtract it back into the expression. i.e.,

$$\begin{aligned} x^2 + bx + c &= x^2 + bx + \underbrace{\frac{b^2}{4}}_{(x+b/2)^2} - \frac{b^2}{4} + c \\ &= \left(x + \frac{b}{2}\right)^2 + c - \frac{b^2}{4} \end{aligned}$$

In our example, we take half of  $-4$  and square it, getting  $4$ . We add/subtract it into the denominator as follows:

$$\begin{aligned} \frac{1}{x^2 - 4x + 13} &= \frac{1}{\underbrace{x^2 - 4x + 4}_{(x-2)^2} - 4 + 13} \\ &= \frac{1}{(x-2)^2 + 9} \end{aligned}$$

We can now integrate this using the arctangent rule. Technically, we need to substitute first with  $u = x - 2$ , but we can employ [Key Idea 5.6.5](#)



instead. Thus we have

$$\begin{aligned}\int \frac{1}{x^2 - 4x + 13} dx &= \int \frac{1}{(x-2)^2 + 9} dx \\ &= \frac{1}{3} \tan^{-1} \left( \frac{x-2}{3} \right) + C.\end{aligned}$$

### Example 5.6.23 Integrals requiring multiple methods.

Evaluate  $\int \frac{4-x}{\sqrt{16-x^2}} dx$ .

**Solution.** This integral requires two different methods to evaluate it. We get to those methods by splitting up the integral into two terms:

$$\int \frac{4-x}{\sqrt{16-x^2}} dx = \int \frac{4}{\sqrt{16-x^2}} dx - \int \frac{x}{\sqrt{16-x^2}} dx.$$

We handle each separately. The first integral is handled using a straightforward application of [Theorem 5.6.20](#):

$$\int \frac{4}{\sqrt{16-x^2}} dx = 4 \sin^{-1} \left( \frac{x}{4} \right) + C.$$

The second integral is handled by substitution, with  $u = 16 - x^2$ .

$\int \frac{x}{\sqrt{16-x^2}} dx$ : Set  $u = 16 - x^2$ , so  $du = -2x dx$  and  $x dx = -du/2$ . We have

$$\begin{aligned}\int \frac{x}{\sqrt{16-x^2}} dx &= \int \frac{-du/2}{\sqrt{u}} \\ &= -\frac{1}{2} \int \frac{1}{\sqrt{u}} du \\ &= -\sqrt{u} + C \\ &= -\sqrt{16-x^2} + C.\end{aligned}$$

Combining these together, we have

$$\int \frac{4-x}{\sqrt{16-x^2}} dx = 4 \sin^{-1} \left( \frac{x}{4} \right) + \sqrt{16-x^2} + C.$$

As with all definite integrals, you can check your work by differentiation.

## 5.6.4 Substitution and Definite Integration

This section has focused on evaluating indefinite integrals as we are learning a new technique for finding antiderivatives. However, much of the time integration is used in the context of a definite integral. Definite integrals that require substitution can be calculated using the following workflow:

1. Start with a definite integral  $\int_a^b f(x) dx$  that requires substitution.
2. Ignore the bounds; use substitution to evaluate  $\int f(x) dx$  and find an antiderivative  $F(x)$ .

Video solution



[youtu.be/watch?v=wSrXvtTvUjl](https://youtu.be/watch?v=wSrXvtTvUjl)

Video solution



[youtu.be/watch?v=tEPUnupFCfs](https://youtu.be/watch?v=tEPUnupFCfs)



[youtu.be/watch?v=JGD5OtxoKol](https://youtu.be/watch?v=JGD5OtxoKol)

**Figure 5.6.24** Video introduction to Subsection 5.6.4

3. Evaluate  $F(x)$  at the bounds; that is, evaluate  $F(x)\Big|_a^b = F(b) - F(a)$ .

This workflow works fine, but substitution offers an alternative that is powerful and amazing (and a little time saving).

At its heart, (using the notation of [Theorem 5.6.2](#)) substitution converts integrals of the form  $\int F'(g(x))g'(x) dx$  into an integral of the form  $\int F'(u) du$  with the substitution of  $u = g(x)$ . The following theorem states how the bounds of a definite integral can be changed as the substitution is performed.

**Theorem 5.6.25 Substitution with Definite Integrals.**

Let  $F$  and  $g$  be differentiable functions, where the range of  $g$  is an interval  $I$  that is contained in the domain of  $F$  and  $u = g(x)$ . Then

$$\int_a^b F'(g(x))g'(x) dx = \int_{g(a)}^{g(b)} F'(u) du.$$

In effect, [Theorem 5.6.25](#) states that once you convert to integrating with respect to  $u$ , you do not need to switch back to evaluating with respect to  $x$ . A few examples will help one understand.

**Example 5.6.26 Definite integrals and substitution: changing the bounds.**

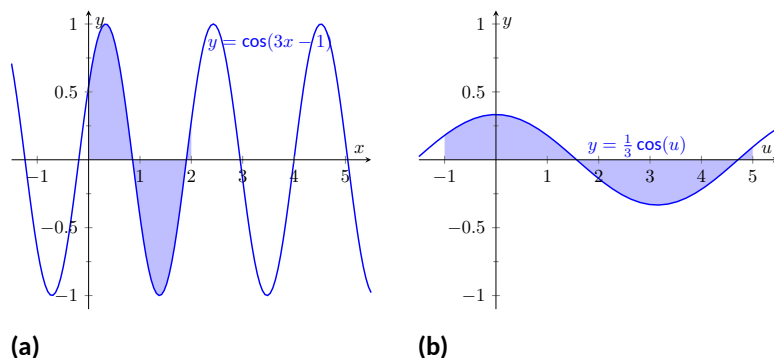
Evaluate  $\int_0^2 \cos(3x - 1) dx$  using [Theorem 5.6.25](#).

**Solution.** Observing the composition of functions, let  $u = 3x - 1$ , hence  $du = 3 dx$ . As  $3 dx$  does not appear in the integrand, divide the latter equation by 3 to get  $du/3 = dx$ .

By setting  $u = 3x - 1$ , we are implicitly stating that  $g(x) = 3x - 1$ . [Theorem 5.6.25](#) states that the new lower bound is  $g(0) = -1$ ; the new upper bound is  $g(2) = 5$ . We now evaluate the definite integral:

$$\begin{aligned} \int_0^2 \cos(3x - 1) dx &= \int_{-1}^5 \cos(u) \frac{du}{3} \\ &= \frac{1}{3} \sin(u) \Big|_{-1}^5 \\ &= \frac{1}{3} (\sin(5) - \sin(-1)) \\ &\approx -0.039. \end{aligned}$$

Notice how once we converted the integral to be in terms of  $u$ , we never went back to using  $x$ .



**Figure 5.6.27** Graphing the areas defined by the definite integrals of [Example 5.6.26](#)

The graphs in [Figure 5.6.27](#) tell more of the story. In [Figure 5.6.27\(a\)](#) the area defined by the original integrand is shaded, whereas in [Figure 5.6.27\(b\)](#) the area defined by the new integrand is shaded. In this particular situation, the areas look very similar; the new region is “shorter” but “wider,” giving the same area.

**Example 5.6.28** Definite integrals and substitution: changing the bounds.

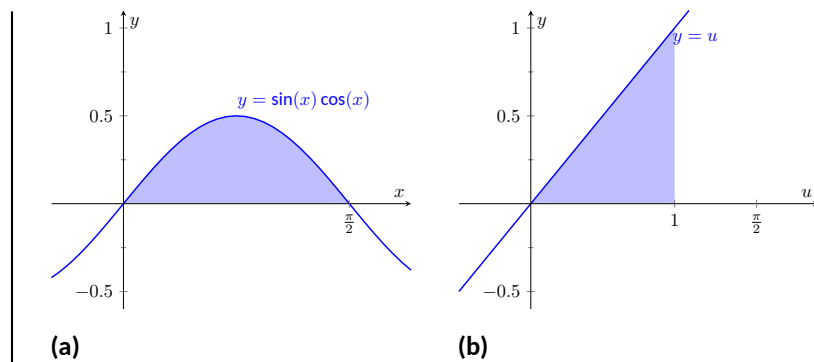
Evaluate  $\int_0^{\pi/2} \sin(x) \cos(x) dx$  using [Theorem 5.6.25](#).

**Solution.** We saw the corresponding indefinite integral in [Example 5.6.8](#). In that example we set  $u = \sin(x)$  but stated that we could have let  $u = \cos(x)$ . For variety, we do the latter here.

Let  $u = g(x) = \cos(x)$ , giving  $du = -\sin(x) dx$  and hence  $\sin(x) dx = -du$ . The new upper bound is  $g(\pi/2) = 0$ ; the new lower bound is  $g(0) = 1$ . Note how the lower bound is actually larger than the upper bound now. We have

$$\begin{aligned}
 \int_0^{\pi/2} \sin(x) \cos(x) dx &= \int_1^0 -u du \quad (\text{switch bounds and change sign}) \\
 &= \int_0^1 u du \\
 &= \left. \frac{1}{2} u^2 \right|_0^1 = 1/2.
 \end{aligned}$$

In [Figure 5.6.29](#) we have again graphed the two regions defined by our definite integrals. Unlike the previous example, they bear no resemblance to each other. However, [Theorem 5.6.25](#) guarantees that they have the same area.



**Figure 5.6.29** Graphing the areas defined by the definite integrals of [Example 5.6.28](#)

Integration by substitution is a powerful and useful integration technique. The next section introduces another technique, called Integration by Parts. As substitution “undoes” the Chain Rule, integration by parts “undoes” the Product Rule. Together, these two techniques provide a strong foundation on which most other integration techniques are based.

Video solution



[youtu.be/watch?v=U3B47kxjidl](https://youtu.be/watch?v=U3B47kxjidl)

## 5.6.5 Exercises

### Terms and Concepts

1. Substitution “undoes” what derivative rule?
2. (☐ True ☐ False) One can use algebra to rewrite the integrand of an integral to make it easier to evaluate.

### Problems

**Exercise Group.** Evaluate the indefinite integral to develop an understanding of Substitution.

- |   |  |
|---|--|
| 3. $\int 4x^3(x^4 + 8)^7 dx$                | 4. $\int (2x + 9)(x^2 + 9x + 1)^9 dx$    |
| 5. $\int x(x^2 - 7)^4 dx$                   | 6. $\int (21 - 36x)(7x - 6x^2 + 5)^9 dx$ |
| 7. $\int \frac{1}{4x + 6} dx$               | 8. $\int \frac{1}{\sqrt{5x + 3}} dx$     |
| 9. $\int \frac{x}{\sqrt{x + 1}} dx$         | 10. $\int \frac{x^4 + 3x}{\sqrt{x}} dx$  |
| 11. $\int \frac{e^{\sqrt{x}}}{\sqrt{x}} dx$ | 12. $\int \frac{x^6}{\sqrt{x^7 + 7}} dx$ |
| 13. $\int \frac{\frac{1}{x^2} + 9}{x^3} dx$ | 14. $\int \frac{\ln(x)}{x} dx$           |

**Exercise Group.** Use Substitution to evaluate the indefinite integral involving trigonometric functions.

- |                                 |                                   |
|---------------------------------|-----------------------------------|
| 15. $\int \sin^3(x) \cos(x) dx$ | 16. $\int \cos^4(x) \sin(x) dx$   |
| 17. $\int \sin(1 - 6x) dx$      | 18. $\int \sec^2(7 - 5x) dx$      |
| 19. $\int \sec(7x) dx$          | 20. $\int \tan^8(x) \sec^2(x) dx$ |
| 21. $\int x^8 \cos(x^9) dx$     | 22. $\int \tan^2(x) dx$           |
| 23. $\int \cot(x) dx$           | 24. $\int \csc(x) dx$             |

Do not just refer to Theorem 5.6.14 for the answer; justify it through Substitution.

Do not just refer to Theorem 5.6.14 for the answer; justify it through Substitution.

**Exercise Group.** Use Substitution to evaluate the indefinite integral involving exponential functions.

- |                                   |   |
|-----------------------------------|---|
| 25. $\int e^{4x-5} dx$            | 26. $\int e^{x^5} x^4 dx$                 |
| 27. $\int e^{x^2+2x+1}(x+1) dx$   | 28. $\int \frac{e^x + 3}{e^x} dx$         |
| 29. $\int \frac{e^x}{e^x + 7} dx$ | 30. $\int \frac{e^x + e^{-x}}{e^{4x}} dx$ |
| 31. $\int 9^{9x} dx$              | 32. $\int 2^{8x} dx$                      |

**Exercise Group.** Use Substitution to evaluate the indefinite integral involving logarithmic functions.

33.  $\int \frac{\ln(x)}{x} dx$

35.  $\int \frac{\ln(x^5)}{x} dx$

34.  $\int \frac{(\ln(x))^4}{x} dx$

36.  $\int \frac{1}{x \ln(x^6)} dx$

**Exercise Group.** Use Substitution to evaluate the indefinite integral involving rational functions.

37.  $\int \frac{x^2 + 3x - 8}{x} dx$

39.  $\int \frac{x^3 - 2}{x + 1} dx$

41.  $\int \frac{4x - 8x^2 - 2}{x - 6} dx$

38.  $\int \frac{x^3 + x^2 + x + 1}{x} dx$

40.  $\int \frac{x^2 + 9x - 9}{x + 8} dx$

42.  $\int \frac{x^2 - 4x}{x^3 - 6x^2 + 9} dx$

**Exercise Group.** Use Substitution to evaluate the indefinite integral involving inverse trigonometric functions.

43.  $\int \frac{6}{x^2 + 6} dx$

45.  $\int \frac{7}{\sqrt{10 - x^2}} dx$

47.  $\int \frac{6x}{\sqrt{x^6 - 64x^4}} dx$

49.  $\int \frac{1}{x^2 + 18x + 96} dx$

51.  $\int \frac{6}{\sqrt{-x^2 + 12x - 27}} dx$

44.  $\int \frac{5}{\sqrt{25 - x^2}} dx$

46.  $\int \frac{9}{x\sqrt{x^2 - 49}} dx$

48.  $\int \frac{x}{\sqrt{1 - x^4}} dx$

50.  $\int \frac{3}{\sqrt{-x^2 + 16x - 28}} dx$

52.  $\int \frac{8}{x^2 - 8x + 80} dx$

**Exercise Group.** Evaluate the indefinite integral.

53.  $\int \frac{x^4}{(x^5 - 2)^2} dx$

55.  $\int \frac{x}{\sqrt{6 + 6x^2}} dx$

57.  $\int \sin(x) \sqrt{\cos(x)} dx$

59.  $\int \frac{1}{x - 8} dx$

61.  $\int \frac{4x^3 - 13x^2 + 10x + 11}{x^2 - 4x + 5} dx$

63.  $\int \frac{2(2x - 9)}{x^2 - 9x + 3} dx$

65.  $\int \frac{x}{x^4 + 49} dx$

67.  $\int \frac{1}{x\sqrt{81x^2 - 1}} dx$

69.  $\int \frac{5x - 38}{x^2 - 12x + 117} dx$

71.  $\int \frac{x^2 + 14x + 18}{x^2 - 4x + 9} dx$

73.  $\int \frac{x^3 - 9x - 53}{x^2 + 6x + 19} dx$

54.  $\int (5x^5 - 4x^3)(5x^6 - 6x^4 + 6)^5 dx$

56.  $\int x^7 \sec^2(x^8 + 3) dx$

58.  $\int \sin(9x + 5) dx$

60.  $\int \frac{2}{x + 5} dx$

62.  $\int \frac{2x - 2}{x^2 - 2x - 3} dx$

64.  $\int \frac{-x^3 + 6x^2 + 25x + 39}{x^2 + 3x + 4} dx$

66.  $\int \frac{8}{64x^2 + 1} dx$

68.  $\int \frac{1}{\sqrt{4 - 25x^2}} dx$

70.  $\int \frac{3x - 2}{x^2 - 8x + 52} dx$

72.  $\int \frac{x^3}{x^2 + 36} dx$

74.  $\int \frac{\sin(x)}{\cos^2(x) + 1} dx$

$$75. \int \frac{\cos(x)}{\sin^2(x) + 1} dx$$

$$77. \int \frac{5x + 40}{\sqrt{x^2 + 16x + 56}} dx$$

$$76. \int \frac{\sin(x)}{1 - \cos^2(x)} dx$$

$$78. \int \frac{x + 6}{\sqrt{x^2 + 12x + 34}} dx$$

**Exercise Group.** Evaluate the definite integral.

$$79. \int_{-4}^{-1} \frac{1}{x - 4} dx$$

$$81. \int_{-\frac{\pi}{2}}^{\pi} \cos^2(x) \sin(x) dx$$

$$83. \int_{-7}^{-3} (x + 5) e^{x^2 + 10x + 25} dx$$

$$85. \int_{-10}^{-8} \frac{1}{x^2 + 18x + 82} dx$$

$$80. \int_3^{38} x\sqrt{x - 2} dx$$

$$82. \int_0^1 2x(1 - x^2)^7 dx$$

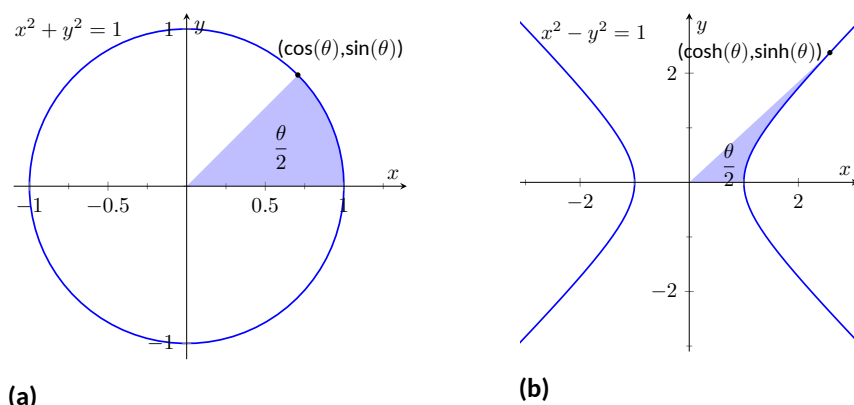
$$84. \int_{-1}^1 \frac{1}{1 + x^2} dx$$

$$86. \int_{-2}^{-\sqrt{3}} \frac{1}{\sqrt{4 - x^2}} dx$$

## 5.7 Hyperbolic Functions

The *hyperbolic functions* are a set of functions that have many applications to mathematics, physics, and engineering. Among many other applications, they are used to describe the formation of satellite rings around planets, to describe the shape of a rope hanging from two points, and have application to the theory of special relativity. This section defines the hyperbolic functions and describes many of their properties, especially their usefulness to calculus.

These functions are sometimes referred to as the “hyperbolic trigonometric functions” as there are many, many connections between them and the standard trigonometric functions. Figure 5.7.2 demonstrates one such connection. Just as cosine and sine are used to define points on the circle defined by  $x^2 + y^2 = 1$ , the functions *hyperbolic cosine* and *hyperbolic sine* are used to define points on the hyperbola  $x^2 - y^2 = 1$ .



**Figure 5.7.2** Using trigonometric functions to define points on a circle and hyperbolic functions to define points on a hyperbola. The area of the shaded regions are included in them.

### 5.7.1 The Hyperbolic Functions and their Properties

We begin with their definition.

#### Definition 5.7.3 Hyperbolic Functions.

- |   |   |
|---|---|
| 1. $\cosh(x) = \frac{e^x + e^{-x}}{2}$    | 4. $\operatorname{sech}(x) = \frac{1}{\cosh(x)}$        |
| 2. $\sinh(x) = \frac{e^x - e^{-x}}{2}$    | 5. $\operatorname{csch}(x) = \frac{1}{\sinh(x)}$        |
| 3. $\tanh(x) = \frac{\sinh(x)}{\cosh(x)}$ | 6. $\operatorname{coth}(x) = \frac{\cosh(x)}{\sinh(x)}$ |

These hyperbolic functions are graphed in Figure 5.7.4 and Figure 5.7.6.

In the graph of  $\cosh(x)$  in Figure 5.7.4(a), the graphs of  $e^x/2$  and  $e^{-x}/2$  are included with dashed lines. In the graph of  $\sinh(x)$  in Figure 5.7.4(b), the graphs of  $e^x/2$  and  $-e^{-x}/2$  are included with dashed lines. As  $x$  gets “large,”  $\cosh(x)$  and  $\sinh(x)$  each act like  $e^x/2$ ; when  $x$  is a large negative number,  $\cosh(x)$  acts like  $e^{-x}/2$  whereas  $\sinh(x)$  acts like  $-e^{-x}/2$ .



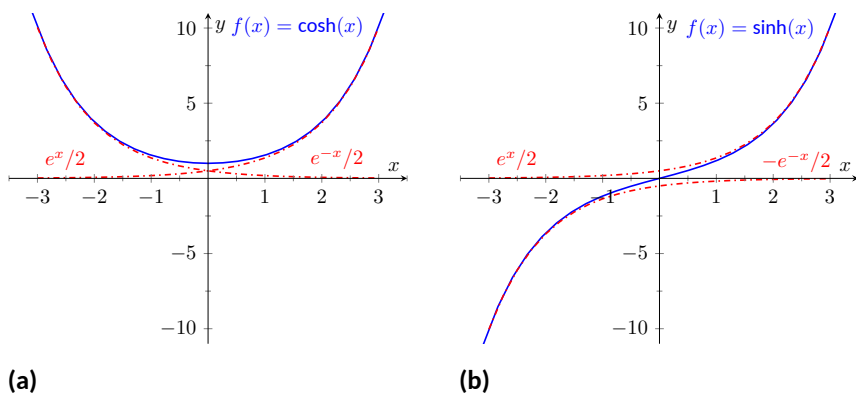
[youtu.be/watch?v=-6y0xCwCy4s](https://youtu.be/watch?v=-6y0xCwCy4s)

**Figure 5.7.1** Video introduction to Section 5.7

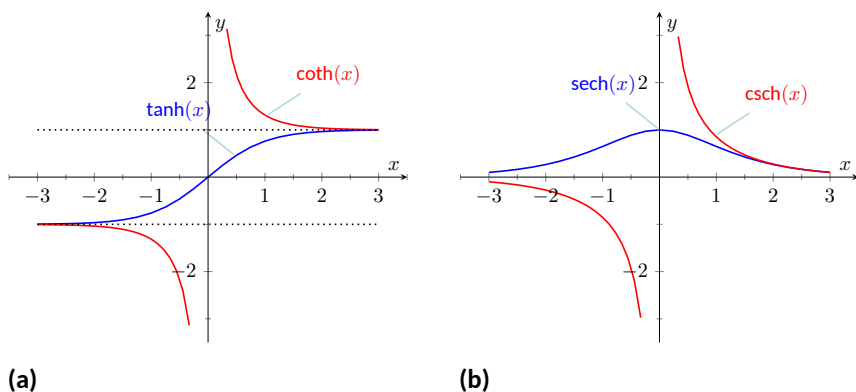
*Pronunciation Note:*

“cosh” rhymes with “gosh,”  
 “sinh” rhymes with “pinch,”  
 and  
 “tanh” rhymes with “ranch.”



Figure 5.7.4 Graphs of  $\sinh(x)$  and  $\cosh(x)$ 

In Figure 5.7.6, notice the domains of  $\tanh(x)$  and  $\operatorname{sech}(x)$  are  $(-\infty, \infty)$ , whereas both  $\coth(x)$  and  $\operatorname{csch}(x)$  have vertical asymptotes at  $x = 0$ . Also note the ranges of these functions, especially  $\tanh(x)$ : as  $x \rightarrow \infty$ , both  $\sinh(x)$  and  $\cosh(x)$  approach  $e^{-x}/2$ , hence  $\tanh(x)$  approaches 1.

Figure 5.7.6 Graphs of  $\tanh(x)$ ,  $\coth(x)$ ,  $\operatorname{csch}(x)$  and  $\operatorname{sech}(x)$ 

The following example explores some of the properties of these functions that bear remarkable resemblance to the properties of their trigonometric counterparts.

### Example 5.7.7 Exploring properties of hyperbolic functions.

Use Definition 5.7.3 to rewrite the following expressions.

1.  $\cosh^2(x) - \sinh^2(x)$
2.  $\tanh^2(x) + \operatorname{sech}^2(x)$
3.  $2 \cosh(x) \sinh(x)$
4.  $\frac{d}{dx}(\cosh(x))$
5.  $\frac{d}{dx}(\sinh(x))$
6.  $\frac{d}{dx}(\tanh(x))$

**Solution.**

1. By Definition 5.7.3

$$\cosh^2(x) - \sinh^2(x) = \left(\frac{e^x + e^{-x}}{2}\right)^2 - \left(\frac{e^x - e^{-x}}{2}\right)^2$$



[youtu.be/watch?v=0YP4mVrroVlk](https://youtu.be/watch?v=0YP4mVrroVlk)

Figure 5.7.5 Video presentation of graphs and basic properties of hyperbolic functions

$$\begin{aligned}
 &= \frac{e^{2x} + 2e^x e^{-x} + e^{-2x}}{4} - \frac{e^{2x} - 2e^x e^{-x} + e^{-2x}}{4} \\
 &= \frac{4}{4} = 1.
 \end{aligned}$$

$$\text{So } \cosh^2(x) - \sinh^2(x) = 1.$$

2. Again, use [Definition 5.7.3](#)

$$\begin{aligned}
 \tanh^2(x) + \operatorname{sech}^2(x) &= \frac{\sinh^2(x)}{\cosh^2(x)} + \frac{1}{\cosh^2(x)} \\
 &= \frac{\sinh^2(x) + 1}{\cosh^2(x)} \quad \text{Now use identity from Part 1} \\
 &= \frac{\cosh^2(x)}{\cosh^2(x)} = 1.
 \end{aligned}$$

$$\text{So } \tanh^2(x) + \operatorname{sech}^2(x) = 1.$$

3. Again, use [Definition 5.7.3](#)

$$\begin{aligned}
 2 \cosh(x) \sinh(x) &= 2 \left( \frac{e^x + e^{-x}}{2} \right) \left( \frac{e^x - e^{-x}}{2} \right) \\
 &= 2 \cdot \frac{e^{2x} - e^{-2x}}{4} \\
 &= \frac{e^{2x} - e^{-2x}}{2} = \sinh(2x).
 \end{aligned}$$

$$\text{Thus } 2 \cosh(x) \sinh(x) = \sinh(2x).$$

4. Again, use [Definition 5.7.3](#)

$$\begin{aligned}
 \frac{d}{dx}(\cosh(x)) &= \frac{d}{dx} \left( \frac{e^x + e^{-x}}{2} \right) \\
 &= \frac{e^x - e^{-x}}{2} \\
 &= \sinh(x)
 \end{aligned}$$

$$\text{So } \frac{d}{dx}(\cosh(x)) = \sinh(x).$$

5. Apply derivatives to [Definition 5.7.3](#):

$$\begin{aligned}
 \frac{d}{dx}(\sinh(x)) &= \frac{d}{dx} \left( \frac{e^x - e^{-x}}{2} \right) \\
 &= \frac{e^x + e^{-x}}{2} \\
 &= \cosh(x).
 \end{aligned}$$

$$\text{So } \frac{d}{dx}(\sinh(x)) = \cosh(x).$$

6. Apply derivatives to [Definition 5.7.3](#):

$$\frac{d}{dx}(\tanh(x)) = \frac{d}{dx} \left( \frac{\sinh(x)}{\cosh(x)} \right)$$

Video solution


[youtu.be/watch?v=VunyFD8keVg](https://youtu.be/watch?v=VunyFD8keVg)

$$\begin{aligned}
 &= \frac{\cosh(x) \cosh(x) - \sinh(x) \sinh(x)}{\cosh^2(x)} \\
 &= \frac{1}{\cosh^2(x)} \\
 &= \operatorname{sech}^2(x).
 \end{aligned}$$

So  $\frac{d}{dx}(\tanh(x)) = \operatorname{sech}^2(x)$ .

The following Key Idea summarizes many of the important identities relating to hyperbolic functions. Each can be verified by referring back to [Definition 5.7.3](#).

#### Key Idea 5.7.8 Useful Hyperbolic Function Properties.

##### List 5.7.9 Basic Identities

1.  $\cosh^2(x) - \sinh^2(x) = 1$
2.  $\tanh^2(x) + \operatorname{sech}^2(x) = 1$
3.  $\coth^2(x) - \operatorname{csch}^2(x) = 1$
4.  $\cosh(2x) = \cosh^2(x) + \sinh^2(x)$
5.  $\sinh(2x) = 2 \sinh(x) \cosh(x)$
6.  $\cosh^2(x) = \frac{\cosh(2x) + 1}{2}$
7.  $\sinh^2(x) = \frac{\cosh(2x) - 1}{2}$

##### List 5.7.10 Derivatives

1.  $\frac{d}{dx}(\cosh(x)) = \sinh(x)$
2.  $\frac{d}{dx}(\sinh(x)) = \cosh(x)$
3.  $\frac{d}{dx}(\tanh(x)) = \operatorname{sech}^2(x)$
4.  $\frac{d}{dx}(\operatorname{sech}(x)) = -\operatorname{sech}(x) \tanh(x)$
5.  $\frac{d}{dx}(\operatorname{csch}(x)) = -\operatorname{csch}(x) \coth(x)$
6.  $\frac{d}{dx}(\coth(x)) = -\operatorname{csch}^2(x)$

**List 5.7.11 Integrals**

1.  $\int \cosh(x) dx = \sinh(x) + C$
2.  $\int \sinh(x) dx = \cosh(x) + C$
3.  $\int \tanh(x) dx = \ln(\cosh(x)) + C$
4.  $\int \coth(x) dx = \ln |\sinh(x)| + C$

We practice using [Key Idea 5.7.8](#).

**Example 5.7.12 Derivatives and integrals of hyperbolic functions.**

Evaluate the following derivatives and integrals.

1.  $\frac{d}{dx}(\cosh(2x))$
2.  $\int \operatorname{sech}^2(7t - 3) dt$
3.  $\int_0^{\ln(2)} \cosh(x) dx$

**Solution.**

1. Using the Chain Rule directly, we have  $\frac{d}{dx}(\cosh(2x)) = 2 \sinh(2x)$ . Just to demonstrate that it works, let's also use the Basic Identity found in [Key Idea 5.7.8](#):  $\cosh(2x) = \cosh^2(x) + \sinh^2(x)$ .

$$\begin{aligned} \frac{d}{dx}(\cosh(2x)) &= \frac{d}{dx}(\cosh^2(x) + \sinh^2(x)) \\ &= 2 \cosh(x) \sinh(x) + 2 \sinh(x) \cosh(x) \\ &= 4 \cosh(x) \sinh(x). \end{aligned}$$

Using another Basic Identity, we can see that  $4 \cosh(x) \sinh(x) = 2 \sinh(2x)$ . We get the same answer either way.

2. We employ substitution, with  $u = 7t - 3$  and  $du = 7dt$ . Applying [Key Ideas 5.6.5](#) and [5.7.8](#) we have:

$$\int \operatorname{sech}^2(7t - 3) dt = \frac{1}{7} \tanh(7t - 3) + C.$$

- 3.

$$\begin{aligned} \int_0^{\ln(2)} \cosh(x) dx &= \sinh(x) \Big|_0^{\ln(2)} \\ &= \sinh(\ln(2)) - \sinh(0) \\ &= \sinh(\ln(2)). \end{aligned}$$

We can simplify this last expression as  $\sinh(x)$  is based on exponentials:

$$\begin{aligned}\sinh(\ln(2)) &= \frac{e^{\ln(2)} - e^{-\ln(2)}}{2} \\ &= \frac{2 - 1/2}{2} \\ &= \frac{3}{4}.\end{aligned}$$

Video solution



[youtu.be/watch?v=MwYZHh9UaRo](https://youtu.be/watch?v=MwYZHh9UaRo)

## 5.7.2 Inverse Hyperbolic Functions

Just as the inverse trigonometric functions are useful in certain applications, the inverse hyperbolic functions are useful with others. Figure 5.7.15(a) shows restriction on the domain of  $\cosh(x)$  to make the function one-to-one and the resulting domain and range of its inverse function. Since  $\sinh(x)$  is already one-to-one, no domain restriction is needed as shown in Figure 5.7.15(b). Since  $\operatorname{sech}(x)$  is not one to one, it also needs a restricted domain in order to be invertible. Figure 5.7.15(d) shows the graph of  $\operatorname{sech}^{-1}(x)$ . You should carefully compare the graph of this function to the graph given in Figure 5.7.6(b) to see how this inverse was constructed. The rest of the hyperbolic functions are already one-to-one and need no domain restrictions. Their graphs are also shown in Figure 5.7.15.

Because the hyperbolic functions are defined in terms of exponential functions, their inverses can be expressed in terms of logarithms as shown in Key Idea 5.7.16. It is often more convenient to refer to  $\sinh^{-1}(x)$  than to  $\ln(x + \sqrt{x^2 + 1})$ , especially when one is working on theory and does not need to compute actual values. On the other hand, when computations are needed, technology is often helpful but many hand-held calculators lack a *convenient*  $\sinh^{-1}(x)$  button. (Often it can be accessed under a menu system, but not conveniently.) In such a situation, the logarithmic representation is useful. The reader is not encouraged to memorize these, but rather know they exist and know how to use them when needed.

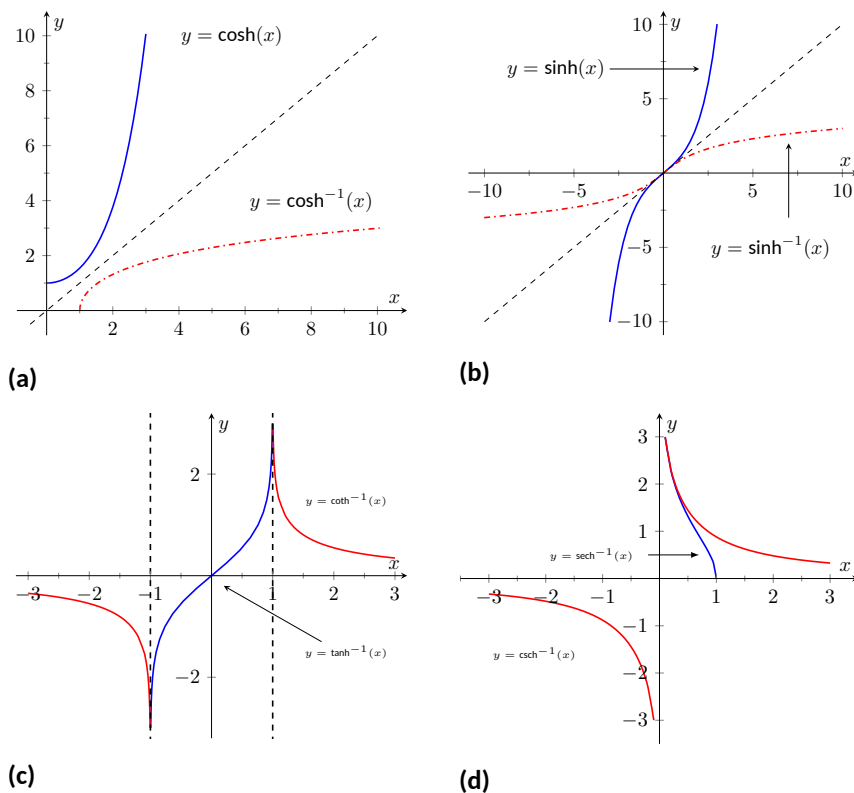


[youtu.be/watch?v=znJxWgMJpW8](https://youtu.be/watch?v=znJxWgMJpW8)

**Figure 5.7.13** Finding the inverse of  $f(x) = \sinh(x)$

**Table 5.7.14** Domains and ranges of the hyperbolic and inverse hyperbolic functions

Function	Domain	Range	Function	Domain	Range
$\cosh(x)$	$[0, \infty)$	$[1, \infty)$	$\cosh^{-1}(x)$	$[1, \infty)$	$[0, \infty)$
$\sinh(x)$	$(-\infty, \infty)$	$(-\infty, \infty)$	$\sinh^{-1}(x)$	$(-\infty, \infty)$	$(-\infty, \infty)$
$\tanh(x)$	$(-\infty, \infty)$	$(-1, 1)$	$\tanh^{-1}(x)$	$(-1, 1)$	$(-\infty, \infty)$
$\operatorname{sech}(x)$	$[0, \infty)$	$(0, 1]$	$\operatorname{sech}^{-1}(x)$	$(0, 1]$	$[0, \infty)$
$\operatorname{csch}(x)$	$(-\infty, 0) \cup (0, \infty)$	$(-\infty, 0) \cup (0, \infty)$	$\operatorname{csch}^{-1}(x)$	$(-\infty, 0) \cup (0, \infty)$	$(-\infty, 0) \cup (0, \infty)$
$\operatorname{coth}(x)$	$(-\infty, 0) \cup (0, \infty)$	$(-\infty, -1) \cup (1, \infty)$	$\operatorname{coth}^{-1}(x)$	$(-\infty, -1) \cup (1, \infty)$	$(-\infty, 0) \cup (0, \infty)$



**Figure 5.7.15** Graphs of the hyperbolic functions (with restricted domains) and their inverses

**Key Idea 5.7.16** Logarithmic definitions of Inverse Hyperbolic Functions.

1.  $\cosh^{-1}(x) = \ln(x + \sqrt{x^2 - 1})$ ;  $x \geq 1$
2.  $\tanh^{-1}(x) = \frac{1}{2} \ln\left(\frac{1+x}{1-x}\right)$ ;  $|x| < 1$
3.  $\operatorname{sech}^{-1}(x) = \ln\left(\frac{1 + \sqrt{1-x^2}}{x}\right)$ ;  $0 < x \leq 1$
4.  $\sinh^{-1}(x) = \ln(x + \sqrt{x^2 + 1})$
5.  $\coth^{-1}(x) = \frac{1}{2} \ln\left(\frac{x+1}{x-1}\right)$ ;  $|x| > 1$
6.  $\operatorname{csch}^{-1}(x) = \ln\left(\frac{1}{x} + \frac{\sqrt{1+x^2}}{|x|}\right)$ ;  $x \neq 0$

The following Key Ideas give the derivatives and integrals relating to the inverse hyperbolic functions. In [Key Idea 5.7.18](#), both the inverse hyperbolic and logarithmic function representations of the antiderivative are given, based on [Key Idea 5.7.16](#). Again, these latter functions are often more useful than the former. Note how inverse hyperbolic functions can be used to solve integrals we used Trigonometric Substitution to solve in [Section 6.3](#).

**Key Idea 5.7.17 Derivatives Involving Inverse Hyperbolic Functions.**

1.  $\frac{d}{dx}(\cosh^{-1}(x)) = \frac{1}{\sqrt{x^2 - 1}};$   
 $x > 1$
2.  $\frac{d}{dx}(\sinh^{-1}(x)) = \frac{1}{\sqrt{x^2 + 1}}$
3.  $\frac{d}{dx}(\tanh^{-1}(x)) = \frac{1}{1 - x^2};$   
 $|x| < 1$
4.  $\frac{d}{dx}(\operatorname{sech}^{-1}(x)) = \frac{-1}{x\sqrt{1 - x^2}};$   
 $0 < x < 1$
5.  $\frac{d}{dx}(\operatorname{csch}^{-1}(x)) = \frac{-1}{|x|\sqrt{1 + x^2}};$   
 $x \neq 0$
6.  $\frac{d}{dx}(\operatorname{coth}^{-1}(x)) = \frac{1}{1 - x^2};$   
 $|x| > 1$

**Key Idea 5.7.18 Integrals Involving Inverse Hyperbolic Functions.**Assume  $a > 0$ .

1.

$$\int \frac{1}{\sqrt{x^2 - a^2}} dx = \ln |x + \sqrt{x^2 - a^2}| + C$$

$$(\text{for } 0 < x < a) = \cosh^{-1}\left(\frac{x}{a}\right) + C$$

2.

$$\int \frac{1}{\sqrt{x^2 + a^2}} dx = \ln |x + \sqrt{x^2 + a^2}| + C$$

$$= \sinh^{-1}\left(\frac{x}{a}\right) + C$$

3.

$$\int \frac{1}{a^2 - x^2} dx = \frac{1}{2a} \ln \left| \frac{a+x}{a-x} \right| + C$$

$$= \begin{cases} \frac{1}{a} \tanh^{-1}\left(\frac{x}{a}\right) + C & x^2 < a^2 \\ \frac{1}{a} \coth^{-1}\left(\frac{x}{a}\right) + C & a^2 < x^2 \end{cases}$$

4.

$$\int \frac{1}{x\sqrt{a^2 - x^2}} dx = \frac{1}{a} \ln \left( \frac{x}{a + \sqrt{a^2 - x^2}} \right) + C$$

$$(\text{for } 0 < x < a) = -\frac{1}{a} \operatorname{sech}^{-1}\left(\frac{x}{a}\right) + C$$

5.

$$\begin{aligned}\int \frac{1}{x\sqrt{x^2 + a^2}} dx &= \frac{1}{a} \ln \left| \frac{x}{a + \sqrt{a^2 + x^2}} \right| + C \\ &= -\frac{1}{a} \operatorname{csch}^{-1} \left| \frac{x}{a} \right| + C\end{aligned}$$

Hyperbolic functions can be used as an alternative to trigonometric substitution, as illustrated in Figure 5.7.19.

We practice using the derivative and integral formulas in the following example.

**Example 5.7.20 Derivatives and integrals involving inverse hyperbolic functions.**

Evaluate the following.

$$1. \frac{d}{dx} \left[ \cosh^{-1} \left( \frac{3x-2}{5} \right) \right] \int \frac{1}{x^2-1} dx \quad 3. \int \frac{1}{\sqrt{9x^2+10}} dx$$

**Solution.**

1. Applying Key Idea 5.7.17 with the Chain Rule gives:

$$\frac{d}{dx} \left[ \cosh^{-1} \left( \frac{3x-2}{5} \right) \right] = \frac{1}{\sqrt{\left(\frac{3x-2}{5}\right)^2 - 1}} \cdot \frac{3}{5}.$$

2. Multiplying the numerator and denominator by  $(-1)$  gives:

$\int \frac{1}{x^2-1} dx = \int \frac{-1}{1-x^2} dx$ . The second integral can be solved with a direct application of item #3 from Key Idea 5.7.18, with  $a = 1$ . Thus

$$\begin{aligned}\int \frac{1}{x^2-1} dx &= -\int \frac{1}{1-x^2} dx \\ &= \begin{cases} -\tanh^{-1}(x) + C & x^2 < 1 \\ -\coth^{-1}(x) + C & 1 < x^2 \end{cases} \\ &= -\frac{1}{2} \ln \left| \frac{x+1}{x-1} \right| + C \\ &= \frac{1}{2} \ln \left| \frac{x-1}{x+1} \right| + C. \quad (5.7.1)\end{aligned}$$

We should note that this exact problem was solved at the beginning of Section 6.4. In that example the answer was given as  $\frac{1}{2} \ln |x-1| - \frac{1}{2} \ln |x+1| + C$ . Note that this is equivalent to the answer given in Equation (5.7.1), as  $\ln(a/b) = \ln(a) - \ln(b)$ .

3. This requires a substitution, then item #2 of Key Idea 5.7.18 can be applied. Let  $u = 3x$ , hence  $du = 3dx$ . We have

$$\int \frac{1}{\sqrt{9x^2+10}} dx = \frac{1}{3} \int \frac{1}{\sqrt{u^2+10}} du.$$



[youtu.be/watch?v=xYG0fnGDakI](https://youtu.be/watch?v=xYG0fnGDakI)

**Figure 5.7.19** Using a hyperbolic substitution to evaluate an integral



Note  $a^2 = 10$ , hence  $a = \sqrt{10}$ . Now apply the integral rule.

$$\begin{aligned} &= \frac{1}{3} \sinh^{-1} \left( \frac{3x}{\sqrt{10}} \right) + C \\ &= \frac{1}{3} \ln \left| 3x + \sqrt{9x^2 + 10} \right| + C. \end{aligned}$$

This section covers a lot of ground. New functions were introduced, along with some of their fundamental identities, their derivatives and antiderivatives, their inverses, and the derivatives and antiderivatives of these inverses. Four Key Ideas were presented, each including quite a bit of information.

Do not view this section as containing a source of information to be memorized, but rather as a reference for future problem solving. [Key Idea 5.7.18](#) contains perhaps the most useful information. Know the integration forms it helps evaluate and understand how to use the inverse hyperbolic answer and the logarithmic answer.

The next section takes a brief break from demonstrating new integration techniques. It instead demonstrates a technique of evaluating limits that return indeterminate forms. This technique will be useful in [Section 6.5](#), where limits will arise in the evaluation of certain definite integrals.

Video solution



[youtu.be/watch?v=vIW6Og4hk-w](https://youtu.be/watch?v=vIW6Og4hk-w)

### 5.7.3 Exercises

#### Terms and Concepts

1. In Key Idea 5.7.8, the equation  $\int \tanh(x) dx = \ln(\cosh(x)) + C$  is given. Why is " $\ln |\cosh(x)|$ " not used — i.e., why are absolute values not necessary?
2. The hyperbolic functions are used to define points on the right hand portion of the hyperbola  $x^2 - y^2 = 1$ , as shown in Figure 5.7.2. How can we use the hyperbolic functions to define points on the left hand portion of the hyperbola?

#### Problems

**Exercise Group.** In the following exercises, verify the given identity using [Definition 5.7.3](#), as done in [Example 5.7.7](#).

3. Verify the identity  $\coth^2(x) - \operatorname{csch}^2(x) = 1$  using the definitions of the hyperbolic functions.
4. Verify the identity  $\cosh(2x) = \cosh^2(x) + \sinh^2(x)$  using the definitions of the hyperbolic functions.
5. Verify the identity  $\cosh^2(x) = \frac{\cosh(2x) + 1}{2}$  using the definitions of the hyperbolic functions.
6. Verify the identity  $\sinh^2(x) = \frac{\cosh(2x) - 1}{2}$  using the definitions of the hyperbolic functions.
7. Verify the identity  $\frac{d}{dx} [\operatorname{sech}(x)] = -\operatorname{sech}(x) \tanh(x)$  using the definitions of the hyperbolic functions.
8. Verify the identity  $\frac{d}{dx} [\coth(x)] = -\operatorname{csch}^2(x)$  using the definitions of the hyperbolic functions.
9. Verify the identity  $\int \tanh(x) dx = \ln(\cosh(x)) + C$  using the definitions of the hyperbolic functions.
10. Verify the identity  $\int \coth(x) dx = \ln |\sinh(x)| + C$  using the definitions of the hyperbolic functions.

**Exercise Group.** In the following exercises, find the derivative of the given function.

- |   |   |
|---|---|
| 11. Find the derivative of $f(x) = \sinh(2x)$ .                     | 12. Find the derivative of $f(x) = \cosh^2 x$ .             |
| 13. Find the derivative of $f(x) = \tanh(x^2)$ .                    | 14. Find the derivative of $f(x) = \ln(\sinh(x))$ .         |
| 15. Find the derivative of $f(x) = \sinh(x) \cosh(x)$ .             | 16. Find the derivative of $f(x) = x \sinh(x) - \cosh(x)$ . |
| 17. Find the derivative of $f(x) = \operatorname{sech}^{-1}(x^2)$ . | 18. Find the derivative of $f(x) = \sinh^{-1}(3x)$ .        |
| 19. Find the derivative of $f(x) = \cosh^{-1}(2x^2)$ .              | 20. Find the derivative of $f(x) = \tanh^{-1}(x + 5)$ .     |
| 21. Find the derivative of $f(x) = \tanh^{-1}(\cos(x))$ .           | 22. Find the derivative of $f(x) = \cosh^{-1}(\sec(x))$ .   |

**Exercise Group.** In the following exercises, find the equation of the line tangent to the function at the given  $x$ -value.

- |   |  |
|---|--|
| 23. Find the equation of the tangent line to $y = f(x)$ at $x = 0$ , where $f(x) = \sinh(x)$ .<br>$y =$ _____       | 24. Find the equation of the tangent line to $y = f(x)$ at $x = \ln(2)$ , where $f(x) = \cosh(x)$ .<br>$y =$ _____                 |
| 25. Find the equation of the tangent line to $y = f(x)$ at $x = -\ln(3)$ , where $f(x) = \tanh(x)$ .<br>$y =$ _____ | 26. Find the equation of the tangent line to $y = f(x)$ at $x = \ln(3)$ , where $f(x) = \operatorname{sech}^2(x)$ .<br>$y =$ _____ |
| 27. Find the equation of the tangent line to $y = f(x)$ at $x = 0$ , where $f(x) = \sinh^{-1}(x)$ .<br>$y =$ _____  | 28. Find the equation of the tangent line to $y = f(x)$ at $x = \sqrt{2}$ , where $f(x) = \cosh^{-1}(x)$ .<br>$y =$ _____          |

**Exercise Group.** In the following exercises, evaluate the given indefinite integral.

29. Evaluate the indefinite integral  $\int \tanh(2x) dx$ .
30. Evaluate the indefinite integral  $\int \cosh(3x - 7) dx$ .
31. Evaluate the indefinite integral  $\int \sinh(x) \cosh(x) dx$ .
32. Evaluate the indefinite integral  $\int x \cosh(x) dx$ .
33. Evaluate the indefinite integral  $\int x \sinh(x) dx$ .
34. Evaluate the indefinite integral  $\int \frac{1}{\sqrt{x^2 + 1}} dx$ .
35. Evaluate the indefinite integral  $\int \frac{1}{\sqrt{x^2 - 9}} dx$ .
36. Evaluate the indefinite integral  $\int \frac{1}{9 - x^2} dx$ .
37. Evaluate the indefinite integral  $\int \frac{2x}{\sqrt{x^4 - 4}} dx$ .
38. Evaluate the indefinite integral  $\int \frac{\sqrt{x}}{\sqrt{1 + x^3}} dx$ .
39. Evaluate the indefinite integral  $\int \frac{1}{x^4 - 16} dx$ .
40. Evaluate the indefinite integral  $\int \frac{1}{x^2 + x} dx$ .
41. Evaluate the indefinite integral  $\int \frac{e^x}{e^{2x} + 1} dx$ .
42. Evaluate the indefinite integral  $\int \sinh^{-1}(x) dx$ .
43. Evaluate the indefinite integral  $\int \tanh^{-1}(x) dx$ .
44. Evaluate the indefinite integral  $\int \operatorname{sech}(x) dx$ .  
(Hint: multiply by  $\frac{\cosh(x)}{\cosh(x)}$ ; set  $u = \sinh(x)$ .)

**Exercise Group.** In the following exercises, evaluate the given definite integral.

45. Evaluate the definite integral  $\int_{-1}^1 \sinh(x) dx$ .
46. Evaluate the definite integral  $\int_{-\ln(2)}^{\ln(2)} \cosh(x) dx$ .
47. Evaluate the definite integral  $\int_0^1 \operatorname{sech}^2(x) dx$ .
48. Evaluate the definite integral  $\int_0^2 \frac{1}{\sqrt{x^2 + 1}} dx$ .

We started this chapter learning about antiderivatives and indefinite integrals. We then seemed to change focus by looking at areas between the graph of a function and the  $x$ -axis. We defined these areas as the definite integral of the function, using a notation very similar to the notation of the indefinite integral. The Fundamental Theorem of Calculus tied these two seemingly separate concepts together: we can find areas under a curve, i.e., we can evaluate a definite integral, using antiderivatives.

We ended the chapter by noting that antiderivatives are sometimes more than difficult to find: they are impossible. Therefore we developed numerical techniques that gave us good approximations of definite integrals.

We used the definite integral to compute areas, and also to compute displacements and distances traveled. There is far more we can do than that. In [Chapter 7](#) we'll see more applications of the definite integral. Before that, in [Chapter 6](#) we'll learn advanced techniques of integration, analogous to learning rules like the Product, Quotient and Chain Rules of differentiation.

## **Part II**

# **Math 2565: Accelerated Calculus II**

## Chapter 6

# Techniques of Antidifferentiation

The previous chapter introduced the antiderivative and connected it to signed areas under a curve through the Fundamental Theorem of Calculus. The next chapter explores more applications of definite integrals than just area. As evaluating definite integrals will become important, we will want to find antiderivatives of a variety of functions.

This chapter is devoted to exploring techniques of antidifferentiation. While not every function has an antiderivative in terms of elementary functions (a concept introduced in the section on Numerical Integration), we can still find antiderivatives of a wide variety of functions.

### 6.1 Integration by Parts

Here's a simple integral that we can't yet evaluate:

$$\int x \cos(x) dx.$$

It's a simple matter to take the derivative of the integrand using the Product Rule, but there is no Product Rule for integrals. However, this section introduces *Integration by Parts*, a method of integration that is based on the Product Rule for derivatives. It will enable us to evaluate this integral.

The Product Rule says that if  $u$  and  $v$  are functions of  $x$ , then  $(uv)' = u'v + uv'$ . For simplicity, we've written  $u$  for  $u(x)$  and  $v$  for  $v(x)$ . Suppose we integrate both sides with respect to  $x$ . This gives

$$\int (uv)' dx = \int (u'v + uv') dx.$$

By the Fundamental Theorem of Calculus, the left side integrates to  $uv$ . The right side can be broken up into two integrals, and we have

$$uv = \int u'v dx + \int uv' dx.$$

Solving for the second integral we have

$$\int uv' dx = uv - \int u'v dx.$$



[youtu.be/watch?v=v7KGuoM-cgU](https://youtu.be/watch?v=v7KGuoM-cgU)

**Figure 6.1.1** Video introduction to Section 6.1

Using differential notation, we can write  $du = u'(x)dx$  and  $dv = v'(x)dx$  and the expression above can be written as follows:

$$\int u dv = uv - \int v du.$$

This is the Integration by Parts formula. For reference purposes, we state this in a theorem.

**Theorem 6.1.2 Integration by Parts.**

Let  $u$  and  $v$  be differentiable functions of  $x$  on an interval  $I$  containing  $a$  and  $b$ . Then

$$\int u dv = uv - \int v du,$$

and

$$\int_{x=a}^{x=b} u dv = uv \Big|_a^b - \int_{x=a}^{x=b} v du.$$

Let's try an example to understand our new technique.

**Example 6.1.3 Integrating using Integration by Parts.**

Evaluate  $\int x \cos(x) dx$ .

**Solution.** The key to Integration by Parts is to identify part of the integrand as “ $u$ ” and part as “ $dv$ .” Regular practice will help one make good identifications, and later we will introduce some principles that help. For now, let  $u = x$  and  $dv = \cos(x) dx$ .

It is generally useful to make a small table of these values as done below. Right now we only know  $u$  and  $dv$  as shown on the left of Figure 6.1.4; on the right we fill in the rest of what we need. If  $u = x$ , then  $du = dx$ . Since  $dv = \cos(x) dx$ ,  $v$  is an antiderivative of  $\cos(x)$ . We choose  $v = \sin(x)$ .

$$\begin{array}{llll} u = x & v = ? & \implies & u = x \quad v = \sin(x) \\ du = ? & dv = \cos(x) dx & & du = dx \quad dv = \cos(x) dx \end{array}$$

**Figure 6.1.4** Setting up Integration by Parts

Now substitute all of this into the Integration by Parts formula, giving

$$\int x \cos(x) dx = x \sin(x) - \int \sin(x) dx.$$

We can then integrate  $\sin(x)$  to get  $-\cos(x) + C$  and overall our answer is

$$\int x \cos(x) dx = x \sin(x) + \cos(x) + C.$$

Note how the antiderivative contains a product,  $x \sin(x)$ . This product is what makes Integration by Parts necessary.

We can check our work by taking the derivative:

$$\begin{aligned} \frac{d}{dx}(x \sin(x) + \cos(x) + C) &= x \cos(x) + \sin(x) - \sin(x) + 0 \\ &= x \cos(x). \end{aligned}$$

The integration by parts formula can also be written as

$$\begin{aligned} \int f(x) g'(x) dx \\ = f(x)g(x) - \int f'(x) g(x) dx \end{aligned}$$

for differentiable functions  $f$  and  $g$ .

Video solution



[youtu.be/watch?v=gKtzlaH2EPo](https://youtu.be/watch?v=gKtzlaH2EPo)

You may wonder what would have happened in [Example 6.1.3](#) if we had chosen our  $u$  and  $dv$  differently. If we had chosen  $u = \cos(x)$  and  $dv = x \, dx$  then  $du = -\sin(x) \, dx$  and  $v = x^2/2$ . Our second integral is not simpler than the first; we would have

$$\int x \cos(x) \, dx = \cos(x) \frac{x^2}{2} - \int \frac{x^2}{2} (-\sin(x)) \, dx.$$

The only way to approach this second integral would be yet another integration by parts.

[Example 6.1.3](#) demonstrates how Integration by Parts works in general. We try to identify  $u$  and  $dv$  in the integral we are given, and the key is that we usually want to choose  $u$  and  $dv$  so that  $du$  is simpler than  $u$  and  $v$  is hopefully not too much more complicated than  $dv$ . This will mean that the integral on the right side of the Integration by Parts formula,  $\int v \, du$  will be simpler to integrate than the original integral  $\int u \, dv$ .

In the example above, we chose  $u = x$  and  $dv = \cos(x) \, dx$ . Then  $du = dx$  was simpler than  $u$  and  $v = \sin(x)$  is no more complicated than  $dv$ . Therefore, instead of integrating  $x \cos(x) \, dx$ , we could integrate  $\sin(x) \, dx$ , which we knew how to do.

A useful mnemonic for helping to determine  $u$  is “liate,” where

l = Logarithmic, i = Inverse Trig., a = Algebraic (polynomials, roots, power functions), t = Trigonometric, and e = Exponential.

If the integrand contains both a logarithmic and an algebraic term, in general letting  $u$  be the logarithmic term works best, as indicated by l coming before a in liate.

We now consider another example.

#### Example 6.1.5 Integrating using Integration by Parts.

Evaluate  $\int x e^x \, dx$ .

**Solution.** The integrand contains an Algebraic term ( $x$ ) and an Exponential term ( $e^x$ ). Our mnemonic suggests letting  $u$  be the algebraic term, so we choose  $u = x$  and  $dv = e^x \, dx$ . Then  $du = dx$  and  $v = e^x$  as indicated by the tables below.

$$\begin{array}{llll} u = x & v = ? & \implies & u = x \quad v = e^x \\ du = ? & dv = e^x \, dx & & du = dx \quad dv = e^x \, dx \end{array}$$

#### Figure 6.1.6 Setting up Integration by Parts

We see  $du$  is simpler than  $u$ , while there is no change in going from  $dv$  to  $v$ . This is good. The Integration by Parts formula gives

$$\int x e^x \, dx = x e^x - \int e^x \, dx.$$

The integral on the right is simple; our final answer is

$$\int x e^x \, dx = x e^x - e^x + C.$$

Note again how the antiderivatives contain a product term.



**Example 6.1.7 Integrating using Integration by Parts.**

Evaluate  $\int x^2 \cos(x) dx$ .

**Solution.** The mnemonic suggests letting  $u = x^2$  instead of the trigonometric function, hence  $dv = \cos(x) dx$ . Then  $du = 2x dx$  and  $v = \sin(x)$  as shown below.

$$\begin{array}{llll} u = x^2 & v = ? & \implies & u = x^2 \quad v = \sin(x) \\ du = ? & dv = \cos(x) dx & & du = 2x dx \quad dv = \cos(x) dx \end{array}$$

**Figure 6.1.8 Setting up Integration by Parts**

The Integration by Parts formula gives

$$\int x^2 \cos(x) dx = x^2 \sin(x) - \int 2x \sin(x) dx.$$

At this point, the integral on the right is indeed simpler than the one we started with, but to evaluate it, we need to do Integration by Parts again. Here we choose  $r = 2x$  and  $ds = \sin(x)$  and fill in the rest below. (We are choosing new names since we have already used  $u$  and  $v$ . Our integration by parts formula is now  $\int r ds = rs - \int s dr$ .)

$$\begin{array}{llll} u = 2x & v = ? & \implies & u = 2x \quad v = -\cos(x) \\ du = ? & dv = \sin(x) dx & & du = 2 dx \quad dv = \sin(x) dx \end{array}$$

**Figure 6.1.9 Setting up Integration by Parts (again)**

$$\int x^2 \cos(x) dx = x^2 \sin(x) - \left( -2x \cos(x) - \int -2 \cos(x) dx \right).$$

The integral all the way on the right is now something we can evaluate. It evaluates to  $-2 \sin(x)$ . Then going through and simplifying, being careful to keep all the signs straight, our answer is

$$\int x^2 \cos(x) dx = x^2 \sin(x) + 2x \cos(x) - 2 \sin(x) + C.$$

Video solution



[youtu.be/watch?v=j9pCcQMSjbg](https://youtu.be/watch?v=j9pCcQMSjbg)

**Example 6.1.10 Integrating using Integration by Parts.**

Evaluate  $\int e^x \cos(x) dx$ .

**Solution.** This is a classic problem. Our mnemonic suggests letting  $u$  be the trigonometric function instead of the exponential. In this particular example, one can let  $u$  be either  $\cos(x)$  or  $e^x$ ; to demonstrate that we do not have to follow liate, we choose  $u = e^x$  and hence  $dv = \cos(x) dx$ . Then  $du = e^x dx$  and  $v = \sin(x)$  as shown below.

$$\begin{array}{llll} u = e^x & v = ? & \implies & u = e^x \quad v = \sin(x) \\ du = ? & dv = \cos(x) dx & & du = e^x \quad dv = \cos(x) dx \end{array}$$

**Figure 6.1.11** Setting up Integration by Parts

Notice that  $du$  is no simpler than  $u$ , going against our general rule (but bear with us). The Integration by Parts formula yields

$$\int e^x \cos(x) dx = e^x \sin(x) - \int e^x \sin(x) dx.$$

The integral on the right is not much different than the one we started with, so it seems like we have gotten nowhere. Let's keep working and apply Integration by Parts to the new integral, using  $u = e^x$  and  $dv = \sin(x) dx$ . This leads us to the following:

$$\begin{array}{llll} r = e^x & s = ? & \implies & r = e^x \quad s = -\cos(x) \\ dr = ? & ds = \sin(x) dx & & dr = e^x dx \quad ds = \sin(x) dx \end{array}$$

**Figure 6.1.12** Setting up Integration by Parts (again)

The Integration by Parts formula then gives:

$$\begin{aligned} \int e^x \cos(x) dx &= e^x \sin(x) - \left( -e^x \cos(x) - \int -e^x \cos(x) dx \right) \\ &= e^x \sin(x) + e^x \cos(x) - \int e^x \cos(x) dx. \end{aligned}$$

It seems we are back right where we started, as the right hand side contains  $\int e^x \cos(x) dx$ . But this is actually a good thing.

Add  $\int e^x \cos(x) dx$  to both sides. This gives

$$2 \int e^x \cos(x) dx = e^x \sin(x) + e^x \cos(x)$$

Now divide both sides by 2 and then add the integration constant:

$$\int e^x \cos(x) dx = \frac{1}{2} (e^x \sin(x) + e^x \cos(x)) + C.$$

Simplifying a little, our answer is thus

$$\int e^x \cos(x) dx = \frac{1}{2} e^x (\sin(x) + \cos(x)) + C.$$

Video solution



[youtu.be/watch?v=z0A1v2Zkfns](https://youtu.be/watch?v=z0A1v2Zkfns)

### Example 6.1.13 Integrating using Integration by Parts: antiderivative of $\ln(x)$ .

Evaluate  $\int \ln(x) dx$ .

**Solution.** One may have noticed that we have rules for integrating the familiar trigonometric functions and  $e^x$ , but we have not yet given a rule for integrating  $\ln(x)$ . That is because  $\ln(x)$  can't easily be integrated

with any of the rules we have learned up to this point. But we can find its antiderivative by a clever application of Integration by Parts. Set  $u = \ln(x)$  and  $dv = dx$ . This is a good, sneaky trick to learn as it can help in other situations. This determines  $du = (1/x) dx$  and  $v = x$  as shown below.

$$\begin{array}{llll} u = \ln(x) & v = ? & \implies & u = \ln(x) \quad v = x \\ du = ? & dv = 1 dx & & du = 1/x dx \quad dv = 1 dx \end{array}$$

**Figure 6.1.14** Setting up Integration by Parts

Putting this all together in the Integration by Parts formula, things work out very nicely:

$$\int \ln(x) dx = x \ln(x) - \int x \frac{1}{x} dx.$$

The new integral simplifies to  $\int 1 dx$ , which is about as simple as things get. Its integral is  $x + C$  and our answer is

$$\int \ln(x) dx = x \ln(x) - x + C.$$

Video solution



[youtu.be/watch?v=NGkLj7djFSw](https://youtu.be/watch?v=NGkLj7djFSw)

**Example 6.1.15** Integrating using Int. by Parts: antiderivative of  $\arctan x$ .

Evaluate  $\int \arctan x dx$ .

**Solution.** The same sneaky trick we used above works here. Let  $u = \arctan x$  and  $dv = dx$ . Then  $du = 1/(1+x^2) dx$  and  $v = x$ . The Integration by Parts formula gives

$$\int \arctan x dx = x \arctan x - \int \frac{x}{1+x^2} dx.$$

The integral on the right can be solved by substitution. Taking  $w = 1+x^2$ , we get  $dw = 2x dx$ . The integral then becomes

$$\int \arctan x dx = x \arctan x - \frac{1}{2} \int \frac{1}{w} dw.$$

The integral on the right evaluates to  $\ln|w| + C$ , which becomes  $\ln(1+x^2) + C$  (we can drop the absolute values as  $1+x^2$  is always positive). Therefore, the answer is

$$\int \arctan x dx = x \arctan x - \frac{1}{2} \ln(1+x^2) + C.$$

Video solution



[youtu.be/watch?v=md3-8bv5E5M](https://youtu.be/watch?v=md3-8bv5E5M)

**Substitution Before Integration.** When taking derivatives, it was common to employ multiple rules (such as using both the Quotient and the Chain Rules). It should then come as no surprise that some integrals are best evaluated by combining integration techniques. In particular, here we illustrate making an “unusual” substitution first before using Integration by Parts.

**Example 6.1.16 Integration by Parts after substitution.**

Evaluate  $\int \cos(\ln(x)) dx$ .

**Solution.** The integrand contains a composition of functions, leading us to think Substitution would be beneficial. Letting  $u = \ln(x)$ , we have  $du = 1/x dx$ . This seems problematic, as we do not have a  $1/x$  in the integrand. But consider:

$$du = \frac{1}{x} dx \Rightarrow x \cdot du = dx.$$

Since  $u = \ln(x)$ , we can use inverse functions and conclude that  $x = e^u$ . Therefore we have that

$$\begin{aligned} dx &= x \cdot du \\ &= e^u du. \end{aligned}$$

We can thus replace  $\ln(x)$  with  $u$  and  $dx$  with  $e^u du$ . Thus we rewrite our integral as

$$\int \cos(\ln(x)) dx = \int e^u \cos u du.$$

We evaluated this integral on the right in [Example 6.1.10](#). (This integral can also be found in a table of integrals). Using the result there, we have:

$$\begin{aligned} \int \cos(\ln(x)) dx &= \int e^u \cos(u) du \\ &= \frac{1}{2} e^u (\sin(u) + \cos(u)) + C \\ &= \frac{1}{2} e^{\ln(x)} (\sin(\ln(x)) + \cos(\ln(x))) + C \\ &= \frac{1}{2} x (\sin(\ln(x)) + \cos(\ln(x))) + C. \end{aligned}$$

Video solution



[youtu.be/watch?v=0j0vM0nosYs](https://youtu.be/watch?v=0j0vM0nosYs)

**Definite Integrals and Integration By Parts.** So far we have focused only on evaluating indefinite integrals. Of course, we can use Integration by Parts to evaluate definite integrals as well, as [Theorem 6.1.2](#) states. We do so in the next example.

**Example 6.1.17 Definite integration using Integration by Parts.**

Evaluate  $\int_1^2 x^2 \ln(x) dx$ .

**Solution.** Our mnemonic suggests letting  $u = \ln(x)$ , hence  $dv = x^2 dx$ . We then get  $du = (1/x) dx$  and  $v = x^3/3$  as shown below.

$$\begin{array}{llll} u = \ln(x) & v = ? & \Rightarrow & u = \ln(x) \quad v = x^3/3 \\ du = ? & dv = x^2 dx & & du = 1/x dx \quad dv = x^2 dx \end{array}$$

**Figure 6.1.18** Setting up Integration by Parts

The Integration by Parts formula then gives

$$\begin{aligned}
 \int_1^2 x^2 \ln(x) \, dx &= \left. \frac{x^3}{3} \ln(x) \right|_1^2 - \int_1^2 \frac{x^3}{3} \frac{1}{x} \, dx \\
 &= \left. \frac{x^3}{3} \ln(x) \right|_1^2 - \int_1^2 \frac{x^2}{3} \, dx \\
 &= \left. \frac{x^3}{3} \ln(x) \right|_1^2 - \left. \frac{x^3}{9} \right|_1^2 \\
 &= \left( \frac{x^3}{3} \ln(x) - \frac{x^3}{9} \right) \Big|_1^2 \\
 &= \left( \frac{8}{3} \ln(2) - \frac{8}{9} \right) - \left( \frac{1}{3} \ln(1) - \frac{1}{9} \right) \\
 &= \frac{8}{3} \ln(2) - \frac{7}{9} \\
 &\approx 1.07.
 \end{aligned}$$

Video solution



[youtu.be/watch?v=O9\\_0B2gatMo](https://youtu.be/watch?v=O9_0B2gatMo)

In general, Integration by Parts is useful for integrating certain products of functions, like  $\int x e^x \, dx$  or  $\int x^3 \sin(x) \, dx$ . It is also useful for integrals involving logarithms and inverse trigonometric functions.

As stated before, integration is generally more difficult than derivation. We are developing tools for handling a large array of integrals, and experience will tell us when one tool is preferable/necessary over another. For instance, consider the three similar-looking integrals

$$\int x e^x \, dx, \quad \int x e^{x^2} \, dx \quad \text{and} \quad \int x e^{x^3} \, dx.$$

While the first is calculated easily with Integration by Parts, the second is best approached with Substitution. Taking things one step further, the third integral has no answer in terms of elementary functions, so none of the methods we learn in calculus will get us the exact answer.

Integration by Parts is a very useful method, second only to Substitution. In the following sections of this chapter, we continue to learn other integration techniques. [Section 6.2](#) focuses on handling integrals containing trigonometric functions.

### 6.1.1 Exercises

#### Terms and Concepts

1. (☐ True ☐ False) Integration by Parts is useful in evaluating integrands that contain products of functions.
2. (☐ True ☐ False) Integration by Parts can be thought of as the “opposite of the Chain Rule.”
3. For what is “LIATE” useful?
4. (☐ True ☐ False) If the integral that results from Integration by Parts appears to also need Integration by Parts, then a mistake was made in the original choice of “ $u$ ”.

#### Problems

**Exercise Group.** Evaluate the given indefinite integral.

- |                                 |                                 |
|---------------------------------|---------------------------------|
| 5. $\int x \sin(x) dx$          | 6. $\int x e^{-x} dx$           |
| 7. $\int x^2 \sin(x) dx$        | 8. $\int x^3 \sin(x) dx$        |
| 9. $\int x e^{x^2} dx$          | 10. $\int x^3 e^x dx$           |
| 11. $\int x e^{-2x} dx$         | 12. $\int e^x \sin(x) dx$       |
| 13. $\int e^{2x} \cos(x) dx$    | 14. $\int e^{7x} \sin(3x) dx$   |
| 15. $\int e^{8x} \cos(8x) dx$   | 16. $\int \sin(x) \cos(x) dx$   |
| 17. $\int \sin^{-1}(x) dx$      | 18. $\int \tan^{-1}(3x) dx$     |
| 19. $\int x \tan^{-1}(x) dx$    | 20. $\int \cos^{-1}(x) dx$      |
| 21. $\int x \ln(x) dx$          | 22. $\int (x + 2) \ln(x) dx$    |
| 23. $\int x \ln(x - 4) dx$      | 24. $\int x \ln(x^2) dx$        |
| 25. $\int x^2 \ln(x) dx$        | 26. $\int (\ln(x))^2 dx$        |
| 27. $\int \ln^2(x - 7) dx$      | 28. $\int x \sec^2(x) dx$       |
| 29. $\int x \csc^2(x) dx$       | 30. $\int x \sqrt{x + 2} dx$    |
| 31. $\int x \sqrt{x^2 - 6} dx$  | 32. $\int \sec(x) \tan(x) dx$   |
| 33. $\int x \sec(x) \tan(x) dx$ | 34. $\int x \csc(x) \cot(x) dx$ |

**Exercise Group.** Evaluate the indefinite integral after first making a substitution.

- |                              |                                |
|------------------------------|--------------------------------|
| 35. $\int \sin(\ln(x)) dx$   | 36. $\int e^{2x} \sin(e^x) dx$ |
| 37. $\int \sin(\sqrt{x}) dx$ | 38. $\int \ln(\sqrt{x}) dx$    |

39.  $\int e^{\sqrt{x}} dx$

40.  $\int e^{\ln(x)} dx$

**Exercise Group.** Evaluate the definite integral. Note: the corresponding indefinite integral appears in [Exercises 5–13](#).

41.  $\int_0^{3\pi/2} x \sin(x) dx$

42.  $\int_{-1}^2 x e^{-x} dx$

43.  $\int_{-\pi/2}^{\pi/2} x^2 \sin(x) dx$

44.  $\int_{-\pi/6}^{\pi/6} x^3 \sin(x) dx$

45.  $\int_0^{\sqrt{\ln(2)}} x e^{x^2} dx$

46.  $\int_0^1 x^3 e^x dx$

47.  $\int_2^4 x e^{-2x} dx$

48.  $\int_0^{\pi} e^x \sin(x) dx$

49.  $\int_{-3\pi/2}^{3\pi/2} e^{2x} \cos(x) dx$

## 6.2 Trigonometric Integrals

Functions involving trigonometric functions are useful as they are good at describing periodic behavior. This section describes several techniques for finding antiderivatives of certain combinations of trigonometric functions.

### 6.2.1 Integrals of the form $\int \sin^m(x) \cos^n(x) dx$

In learning the technique of Substitution, we saw the integral  $\int \sin(x) \cos(x) dx$  in [Example 5.6.8](#). The integration was not difficult, and one could easily evaluate the indefinite integral by letting  $u = \sin(x)$  or by letting  $u = \cos(x)$ . This integral is easy since the power of both sine and cosine is 1.

We generalize this integral and consider integrals of the form  $\int \sin^m(x) \cos^n(x) dx$ , where  $m, n$  are nonnegative integers. Our strategy for evaluating these integrals is to use the identity  $\cos^2(x) + \sin^2(x) = 1$  to convert high powers of one trigonometric function into the other, leaving a single sine or cosine term in the integrand. Let's see an example of how this technique works.

#### Example 6.2.1 Integrating powers of sine and cosine.

Evaluate  $\int \sin^3(x) \cos(x) dx$ .

**Solution.** We have used substitution on problems similar to this problem in [Section 5.6](#). If we let  $u = \sin(x)$ , then  $du = \cos(x) dx$ , and

$$\int \sin^3(x) \cos(x) dx = \int u^3 du = \frac{u^4}{4} + C = \frac{1}{4} \sin^4(x) + C.$$

But what if, for some reason, we wanted to let  $u = \cos(x)$  instead? Unfortunately, we have  $\sin^3(x)$  as part of our integrand, not just  $\sin(x)$ . The solution to this problem is to replace some of our powers of sine (two of them to be exact) with expressions that involve cosine. We will use the Pythagorean Identity  $\sin^2(x) = 1 - \cos^2(x)$ .

$$\begin{aligned} \int \sin^3(x) \cos(x) dx &= \int \sin(x) \cdot \sin^2(x) \cos(x) dx \\ &= \int \sin(x) (1 - \cos^2(x)) \cos(x) dx. \end{aligned}$$

Now we let  $u = \cos(x)$  so that  $-du = \sin(x) dx$ .

$$\begin{aligned} \int \sin^3(x) \cos(x) dx &= \int \sin(x) (1 - \cos^2(x)) \cos(x) dx \\ &= \int -(1 - u^2) u du \\ &= \int -(u - u^3) du \\ &= -\frac{u^2}{2} + \frac{u^4}{4} + C \\ &= -\frac{\cos^2(x)}{2} + \frac{\cos^4(x)}{4} + C. \end{aligned}$$

This looks like a very different answer, so you might wonder if we went wrong somewhere. But in fact, the two answers are equivalent, in the sense that they differ by a constant! (So the “+C” is different in each





[youtu.be/watch?v=soXjOeFRsk](https://youtu.be/watch?v=soXjOeFRsk)

case, if you like.) Notice that

$$\begin{aligned}\frac{1}{4} \sin^4(x) &= \frac{1}{4} (1 - \cos^2(x))^2 \\ &= \frac{1}{4} - \frac{1}{2} \cos^2(x) + \frac{1}{4} \cos^4(x),\end{aligned}$$

so the difference between the two answers is the constant  $\frac{1}{4}$ .

We summarize the general technique in the following Key Idea.

### Key Idea 6.2.2 Integrals Involving Powers of Sine and Cosine.

Consider  $\int \sin^m(x) \cos^n(x) dx$ , where  $m, n$  are nonnegative integers.

1. If  $m$  is odd, then  $m = 2k + 1$  for some integer  $k$ . Rewrite

$$\begin{aligned}\sin^m(x) &= \sin^{2k+1}(x) \\ &= \sin^{2k}(x) \sin(x) \\ &= (\sin^2(x))^k \sin(x) \\ &= (1 - \cos^2(x))^k \sin(x).\end{aligned}$$

Then

$$\begin{aligned}\int \sin^m(x) \cos^n(x) dx &= \int (1 - \cos^2(x))^k \sin(x) \cos^n(x) dx \\ &= - \int (1 - u^2)^k u^n du,\end{aligned}$$

where  $u = \cos(x)$  and  $du = -\sin(x) dx$ .

2. If  $n$  is odd, then using substitutions similar to that outlined above (replacing all of the even powers of *cosine* using a Pythagorean identity) we have:

$$\int \sin^m(x) \cos^n(x) dx = \int u^m (1 - u^2)^k du,$$

where  $u = \sin(x)$  and  $du = \cos(x) dx$ .

3. If both  $m$  and  $n$  are even, use the power-reducing identities:

$$\cos^2(x) = \frac{1 + \cos(2x)}{2} \text{ and } \sin^2(x) = \frac{1 - \cos(2x)}{2}$$

to reduce the degree of the integrand. Expand the result and apply the principles of this Key Idea again.

We practice applying [Key Idea 6.2.2](#) in the next examples.

### Example 6.2.3 Integrating powers of sine and cosine.

Evaluate  $\int \sin^5(x) \cos^8(x) dx$ .

**Solution.** The power of the sine term is odd, so we rewrite  $\sin^5(x)$  as

$$\begin{aligned}\sin^5(x) &= \sin^4(x) \sin(x) \\ &= (\sin^2(x))^2 \sin(x) \\ &= (1 - \cos^2(x))^2 \sin(x).\end{aligned}$$

Our integral is now  $\int (1 - \cos^2(x))^2 \cos^8(x) \sin(x) dx$ . Let  $u = \cos(x)$ , hence  $du = -\sin(x) dx$ . Making the substitution and expanding the integrand gives

$$\begin{aligned}\int (1 - \cos^2(x))^2 \cos^8(x) \sin(x) dx &= -\int (1 - u^2)^2 u^8 du \\ &= -\int (1 - 2u^2 + u^4) u^8 du \\ &= -\int (u^8 - 2u^{10} + u^{12}) du.\end{aligned}$$

This final integral is not difficult to evaluate, giving

$$\begin{aligned}-\int (u^8 - 2u^{10} + u^{12}) du &= -\frac{1}{9}u^9 + \frac{2}{11}u^{11} - \frac{1}{13}u^{13} + C \\ &= -\frac{1}{9}\cos^9(x) + \frac{2}{11}\cos^{11}(x) - \frac{1}{13}\cos^{13}(x) + C.\end{aligned}$$

Video solution



[youtu.be/watch?v=CAV4gSbw1GU](https://youtu.be/watch?v=CAV4gSbw1GU)

#### Example 6.2.4 Integrating powers of sine and cosine.

Evaluate  $\int \sin^5(x) \cos^9(x) dx$ .

**Solution.** The powers of both the sine and cosine terms are odd, therefore we can apply the techniques of [Key Idea 6.2.2](#) to either power. We choose to work with the power of the cosine term since the previous example used the sine term's power.

We rewrite  $\cos^9(x)$  as

$$\begin{aligned}\cos^9(x) &= \cos^8(x) \cos(x) \\ &= (\cos^2(x))^4 \cos(x) \\ &= (1 - \sin^2(x))^4 \cos(x).\end{aligned}$$

We rewrite the integral as

$$\int \sin^5(x) \cos^9(x) dx = \int \sin^5(x) (1 - \sin^2(x))^4 \cos(x) dx.$$

Now substitute and integrate, using  $u = \sin(x)$  and  $du = \cos(x) dx$ . Expand the binomial using algebra.

$$\begin{aligned}\int u^5 (1 - u^2)^4 du \\ = \int u^5 (1 - 4u^2 + 6u^4 - 4u^6 + u^8) du\end{aligned}$$

$$\begin{aligned}
 &= \int (u^5 - 4u^7 + 6u^9 - 4u^{11} + u^{13}) du \\
 &= \frac{1}{6}u^6 - \frac{1}{2}u^8 + \frac{3}{5}u^{10} - \frac{1}{3}u^{12} + \frac{1}{14}u^{14} + C \\
 &= \frac{1}{6}\sin^6(x) - \frac{1}{2}\sin^8(x) + \frac{3}{5}\sin^{10}(x) - \frac{1}{3}\sin^{12}(x) + \frac{1}{14}\sin^{14}(x) + C.
 \end{aligned}$$

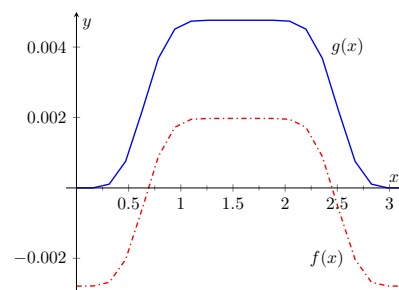
**Technology Note:** The work we are doing here can be a bit tedious, but the skills developed (problem solving, algebraic manipulation, etc.) are important. Nowadays problems of this sort are often solved using a computer algebra system. The powerful program *Mathematica*™ integrates  $\int \sin^5(x) \cos^9(x) dx$  as

$$f(x) = -\frac{45 \cos(2x)}{16384} - \frac{5 \cos(4x)}{8192} + \frac{19 \cos(6x)}{49152} + \frac{\cos(8x)}{4096} - \frac{\cos(10x)}{81920} - \frac{\cos(12x)}{24576} - \frac{\cos(14x)}{114688},$$

which clearly has a different form than our answer in [Example 6.2.4](#), which is

$$g(x) = \frac{1}{6}\sin^6(x) - \frac{1}{2}\sin^8(x) + \frac{3}{5}\sin^{10}(x) - \frac{1}{3}\sin^{12}(x) + \frac{1}{14}\sin^{14}(x).$$

[Figure 6.2.5](#) shows a graph of  $f$  and  $g$ ; they are clearly not equal, but they differ *only by a constant*. That is  $g(x) = f(x) + C$  for some constant  $C$ . So we have two different antiderivatives of the same function, meaning both answers are correct.



**Figure 6.2.5** A plot of  $f(x)$  and  $g(x)$  from [Example 6.2.4](#) and the Technology Note

### Example 6.2.6 Integrating powers of sine and cosine.

Evaluate  $\int \cos^4(x) \sin^2(x) dx$ .

**Solution.** The powers of sine and cosine are both even, so we employ the power-reducing formulas and algebra as follows.

$$\begin{aligned}
 \int \cos^4(x) \sin^2(x) dx &= \int \left( \frac{1 + \cos(2x)}{2} \right)^2 \left( \frac{1 - \cos(2x)}{2} \right) dx \\
 &= \int \frac{1 + 2\cos(2x) + \cos^2(2x)}{4} \cdot \frac{1 - \cos(2x)}{2} dx \\
 &= \int \frac{1}{8} (1 + \cos(2x) + \cos^2(2x) - \cos^3(2x)) dx \\
 &= \frac{1}{8} \left( \underbrace{\int 1 dx}_a + \underbrace{\int \cos(2x) dx}_b - \underbrace{\int \cos^2(2x) dx}_c - \underbrace{\int \cos^3(2x) dx}_d \right)
 \end{aligned}$$

The first integral labeled  $a$  is easy to integrate. The  $\cos(2x)$  term is also easy to integrate, especially with [Key Idea 5.6.5](#). The  $\cos^2(2x)$  term is another trigonometric integral with an even power, requiring the power-reducing formula again. The  $\cos^3(2x)$  term is a cosine function with an odd power, requiring a substitution as done before. We integrate each in turn below.

$$\underbrace{\int \cos(2x) dx}_b = \frac{1}{2} \sin(2x) + C$$

$$\underbrace{\int \cos^2(2x) dx}_c = \int \frac{1 + \cos(4x)}{2} dx$$

$$= \frac{1}{2} \left( x + \frac{1}{4} \sin(4x) \right) + C.$$

Finally, we rewrite  $\cos^3(2x)$  as

$$\begin{aligned} \cos^3(2x) &= \cos^2(2x) \cos(2x) \\ &= (1 - \sin^2(2x)) \cos(2x). \end{aligned}$$

Letting  $u = \sin(2x)$ , we have  $du = 2 \cos(2x) dx$ , hence

$$\begin{aligned} \underbrace{\int \cos^3(2x) dx}_d &= \int (1 - \sin^2(2x)) \cos(2x) dx \\ &= \int \frac{1}{2} (1 - u^2) du \\ &= \frac{1}{2} \left( u - \frac{1}{3} u^3 \right) + C \\ &= \frac{1}{2} \left( \sin(2x) - \frac{1}{3} \sin^3(2x) \right) + C. \end{aligned}$$

Putting all the pieces together, we have

$$\begin{aligned} &\int \cos^4(x) \sin^2(x) dx \\ &= \int \frac{1}{8} (1 + \cos(2x) - \cos^2(2x) - \cos^3(2x)) dx \\ &= \frac{1}{8} \left[ x + \frac{1}{2} \sin(2x) - \frac{1}{2} \left( x + \frac{1}{4} \sin(4x) \right) - \frac{1}{2} \left( \sin(2x) - \frac{1}{3} \sin^3(2x) \right) \right] + C \\ &= \frac{1}{8} \left[ \frac{1}{2} x - \frac{1}{8} \sin(4x) + \frac{1}{6} \sin^3(2x) \right] + C. \end{aligned}$$

The process above was a bit long and tedious, but being able to work a problem such as this from start to finish is important.

### 6.2.2 Integrals of the form $\int \sin(mx) \sin(nx) dx$ , $\int \cos(mx) \cos(nx) dx$ , and $\int \sin(mx) \cos(nx) dx$

Functions that contain products of sines and cosines of differing periods are important in many applications including the analysis of sound waves. Integrals of the form

$$\int \sin(mx) \sin(nx) dx, \int \cos(mx) \cos(nx) dx \text{ and } \int \sin(mx) \cos(nx) dx$$

are best approached by first applying the Product to Sum Formulas found in the back cover of this text, namely

$$\begin{aligned} \sin(mx) \sin(nx) &= \frac{1}{2} [\cos((m-n)x) - \cos((m+n)x)] \\ \cos(mx) \cos(nx) &= \frac{1}{2} [\cos((m-n)x) + \cos((m+n)x)] \end{aligned}$$

Video solution



[youtu.be/watch?v=EXODR17otlw](https://youtu.be/watch?v=EXODR17otlw)

$$\sin(mx) \cos(nx) = \frac{1}{2} \left[ \sin((m-n)x) + \sin((m+n)x) \right].$$

**Example 6.2.7** Integrating products of  $\sin(mx)$  and  $\cos(nx)$ .

Evaluate  $\int \sin(5x) \cos(2x) dx$ .

**Solution.** The application of the formula and subsequent integration are straightforward:

$$\begin{aligned} \int \sin(5x) \cos(2x) dx &= \int \frac{1}{2} \left[ \sin((5-2)x) + \sin((5+2)x) \right] dx \\ &= \int \frac{1}{2} \left[ \sin(3x) + \sin(7x) \right] dx \\ &= -\frac{1}{6} \cos(3x) - \frac{1}{14} \cos(7x) + C \end{aligned}$$

Video solution



[youtu.be/watch?v=KbW-xwITuyI](https://youtu.be/watch?v=KbW-xwITuyI)

### 6.2.3 Integrals of the form $\int \tan^m(x) \sec^n(x) dx$

When evaluating integrals of the form  $\int \sin^m(x) \cos^n(x) dx$ , the Pythagorean Theorem allowed us to convert even powers of sine into even powers of cosine, and vice-versa. If, for instance, the power of sine was odd, we pulled out one  $\sin(x)$  and converted the remaining even power of  $\sin(x)$  into a function using powers of  $\cos(x)$ , leading to an easy substitution.

The same basic strategy applies to integrals of the form  $\int \tan^m(x) \sec^n(x) dx$ , albeit a bit more nuanced. The following three facts will prove useful:

- $\frac{d}{dx}(\tan(x)) = \sec^2(x)$ ,
- $\frac{d}{dx}(\sec(x)) = \sec(x) \tan(x)$ ,
- $1 + \tan^2(x) = \sec^2(x)$  (the Pythagorean Theorem).

If the integrand can be manipulated to separate a  $\sec^2(x)$  term with the remaining secant power even, or if a  $\sec(x) \tan(x)$  term can be separated with the remaining  $\tan(x)$  power even, the Pythagorean Theorem can be employed, leading to a simple substitution. This strategy is outlined in the following Key Idea.

#### Key Idea 6.2.8 Integrals Involving Powers of Tangent and Secant.

Consider  $\int \tan^m(x) \sec^n(x) dx$ , where  $m, n$  are nonnegative integers.

1. If  $n$  is even, then  $n = 2k$  for some integer  $k$ . Rewrite  $\sec^n(x)$  as

$$\begin{aligned} \sec^n(x) &= \sec^{2k}(x) \\ &= \sec^{2k-2}(x) \sec^2(x) \\ &= (1 + \tan^2(x))^{k-1} \sec^2(x). \end{aligned}$$

Then

$$\begin{aligned} \int \tan^m(x) \sec^n(x) dx &= \int \tan^m(x) (1 + \tan^2(x))^{k-1} \sec^2(x) dx \\ &= \int u^m (1 + u^2)^{k-1} du, \end{aligned}$$

where  $u = \tan(x)$  and  $du = \sec^2(x) dx$ .

2. If  $m$  is odd, then  $m = 2k + 1$  for some integer  $k$ . Rewrite  $\tan^m(x) \sec^n(x)$  as

$$\begin{aligned}\tan^m(x) \sec^n(x) &= \tan^{2k+1}(x) \sec^n(x) \\ &= \tan^{2k}(x) \sec^{n-1}(x) \sec(x) \tan(x) \\ &= (\sec^2(x) - 1)^k \sec^{n-1}(x) \sec(x) \tan(x).\end{aligned}$$

Then

$$\begin{aligned}\int \tan^m(x) \sec^n(x) dx &= \int (\sec^2(x) - 1)^k \sec^{n-1}(x) \sec(x) \tan(x) dx \\ &= \int (u^2 - 1)^k u^{n-1} du,\end{aligned}$$

where  $u = \sec(x)$  and  $du = \sec(x) \tan(x) dx$ .

3. If  $n$  is odd and  $m$  is even, then  $m = 2k$  for some integer  $k$ . Convert  $\tan^m(x)$  to  $(\sec^2(x) - 1)^k$ . Expand the new integrand and use Integration By Parts, with  $dv = \sec^2(x) dx$ .
4. If  $m$  is even and  $n = 0$ , rewrite  $\tan^m(x)$  as

$$\begin{aligned}\tan^m(x) &= \tan^{m-2}(x) \tan^2(x) \\ &= \tan^{m-2}(x) (\sec^2(x) - 1) \\ &= \tan^{m-2} \sec^2(x) - \tan^{m-2}(x).\end{aligned}$$

So

$$\int \tan^m(x) dx = \underbrace{\int \tan^{m-2} \sec^2(x) dx}_{\text{apply rule 1}} - \underbrace{\int \tan^{m-2}(x) dx}_{\text{apply rule 4 again}}.$$

The techniques described in [Item 1](#) and [Item 2](#) of [Key Idea 6.2.8](#) are relatively straightforward, but the techniques in [Item 3](#) and [Item 4](#) can be rather tedious. A few examples will help with these methods.

#### Example 6.2.9 Integrating powers of tangent and secant.

Evaluate  $\int \tan^2(x) \sec^6(x) dx$ .

**Solution.** Since the power of secant is even, we use [Rule 1](#) from [Key Idea 6.2.8](#) and pull out a  $\sec^2(x)$  in the integrand. We convert the remaining powers of secant into powers of tangent.

$$\begin{aligned}\int \tan^2(x) \sec^6(x) dx &= \int \tan^2(x) \sec^4(x) \sec^2(x) dx \\ &= \int \tan^2(x) (1 + \tan^2(x))^2 \sec^2(x) dx\end{aligned}$$

Now substitute, with  $u = \tan(x)$ , with  $du = \sec^2(x) dx$ .

$$= \int u^2 (1 + u^2)^2 du$$

We leave the integration and subsequent substitution to the reader. The final answer is

$$= \frac{1}{3} \tan^3(x) + \frac{2}{5} \tan^5(x) + \frac{1}{7} \tan^7(x) + C.$$

When we have an odd power of  $\tan(x)$  (and  $\sec(x)$  to any power of at least one), we can split off a factor of  $\tan(x) \sec(x)$  and use the substitution  $u = \sec(x)$ , as the video in Figure 6.2.10 illustrates.

### Example 6.2.11 Integrating powers of tangent and secant.

Evaluate  $\int \sec^3(x) dx$ .

**Solution.** We apply Rule 3 from Key Idea 6.2.8 as the power of secant is odd and the power of tangent is even (0 is an even number). We use Integration by Parts; the rule suggests letting  $dv = \sec^2(x) dx$ , meaning that  $u = \sec(x)$ .

$$\begin{array}{llll} u = \sec(x) & v = ? & \implies & u = \sec(x) \quad v = \tan(x) \\ du = ? & dv = \sec^2(x) dx & & du = \sec(x) \tan(x) dx \quad dv = \sec^2(x) dx \end{array}$$

### Figure 6.2.12 Setting up Integration by Parts

Employing Integration by Parts, we have

$$\begin{aligned} \int \sec^3(x) dx &= \int \underbrace{\sec(x)}_u \cdot \underbrace{\sec^2(x) dx}_{dv} \\ &= \sec(x) \tan(x) - \int \sec(x) \tan^2(x) dx. \end{aligned}$$

This new integral also requires applying Rule 3 of Key Idea 6.2.8:

$$\begin{aligned} \int \sec^3(x) dx &= \sec(x) \tan(x) - \int \sec(x) (\sec^2(x) - 1) dx \\ &= \sec(x) \tan(x) - \int \sec^3(x) dx + \int \sec(x) dx \\ &= \sec(x) \tan(x) - \int \sec^3(x) dx + \ln |\sec(x) + \tan(x)| \end{aligned}$$

In previous applications of Integration by Parts, we have seen where the original integral has reappeared in our work. We resolve this by adding  $\int \sec^3(x) dx$  to both sides, giving:

$$\begin{aligned} 2 \int \sec^3(x) dx &= \sec(x) \tan(x) + \ln |\sec(x) + \tan(x)| \\ \int \sec^3(x) dx &= \frac{1}{2} \left( \sec(x) \tan(x) + \ln |\sec(x) + \tan(x)| \right) + C \end{aligned}$$

Integrals involving odd powers of  $\sec(x)$  (and nothing else) are often among the more intimidating tasks for beginning calculus students. However, larger odd powers are best handled not by doing the integral directly, but by employing a *reduction formula*. The video in Figure 6.2.13 shows how to obtain a reduction formula for the integral of  $\sec^{2k+1}(x)$ ; this formula allows us to express

### Video solution



[youtu.be/watch?v=yYbn6R20qTk](https://youtu.be/watch?v=yYbn6R20qTk)



[youtu.be/watch?v=QsdKxEr3jG8](https://youtu.be/watch?v=QsdKxEr3jG8)

Figure 6.2.10 An integral with odd powers of  $\tan(x)$  and  $\sec(x)$

### Video solution



[youtu.be/watch?v=mPuR46ztzZQ](https://youtu.be/watch?v=mPuR46ztzZQ)

the integral in terms of an integral where the power of  $\sec(x)$  is reduced by two.

We give one more example.

**Example 6.2.14 Integrating powers of tangent and secant.**

Evaluate  $\int \tan^6(x) dx$ .

**Solution.** We employ Rule 3 of Key Idea 6.2.8.

$$\begin{aligned}\int \tan^6(x) dx &= \int \tan^4(x) \tan^2(x) dx \\ &= \int \tan^4(x) (\sec^2(x) - 1) dx \\ &= \int \tan^4(x) \sec^2(x) dx - \int \tan^4(x) dx\end{aligned}$$

Integrate the first integral with substitution,  $u = \tan(x)$ ; integrate the second by employing rule Rule 4 again.

$$\begin{aligned}&= \frac{1}{5} \tan^5(x) - \int \tan^2(x) \tan^2(x) dx \\ &= \frac{1}{5} \tan^5(x) - \int \tan^2(x) (\sec^2(x) - 1) dx \\ &= \frac{1}{5} \tan^5(x) - \underbrace{\int \tan^2(x) \sec^2(x) dx}_a + \underbrace{\int \tan^2(x) dx}_b\end{aligned}$$

Again, use substitution ( $u = \tan(x)$ ) for the first integral (a) and Rule 4 for the second (b).

$$\begin{aligned}&= \frac{1}{5} \tan^5(x) - \frac{1}{3} \tan^3(x) + \int (\sec^2(x) - 1) dx \\ \int \tan^6(x) dx &= \frac{1}{5} \tan^5(x) - \frac{1}{3} \tan^3(x) + \tan(x) - x + C.\end{aligned}$$

These latter examples were admittedly long, with repeated applications of the same rule. Try to not be overwhelmed by the length of the problem, but rather admire how robust this solution method is. A trigonometric function of a high power can be systematically reduced to trigonometric functions of lower powers until all antiderivatives can be computed.

Section 6.3 introduces an integration technique known as Trigonometric Substitution, a clever combination of Substitution and the Pythagorean Theorem.



[youtu.be/watch?v=Om0iOgV9lwA](https://youtu.be/watch?v=Om0iOgV9lwA)

**Figure 6.2.13** Deriving a power reduction formula for secant integrals

**Video solution**



[youtu.be/watch?v=MUDKKDz3\\_C8](https://youtu.be/watch?v=MUDKKDz3_C8)



## 6.2.4 Exercises

### Terms and Concepts

- (☐ True ☐ False)  $\int \sin^2(x) \cos^2(x) dx$  cannot be evaluated using the techniques described in this section since both powers of  $\sin(x)$  and  $\cos(x)$  are even.
- (☐ True ☐ False)  $\int \sin^3(x) \cos^3(x) dx$  cannot be evaluated using the techniques described in this section since both powers of  $\sin(x)$  and  $\cos(x)$  are odd.
- (☐ True ☐ False) This section addresses how to evaluate indefinite integrals such as  $\int \sin^5(x) \tan^3(x) dx$ .
- (☐ True ☐ False) Sometimes computer programs evaluate integrals involving trigonometric functions differently than one would using the techniques of this section. When this is the case, the techniques of this section have failed and one should only trust the answer given by the computer.

### Problems

**Exercise Group.** Evaluate the indefinite integral.

- |   |                                   |
|---|-----------------------------------|
| 5. $\int \sin(x) \cos^4(x) dx$  | 6. $\int \sin^3(x) \cos(x) dx$    |
| 7. $\int \sin^3(x) \cos^4(x) dx$  | 8. $\int \sin^3(x) \cos^5(x) dx$  |
| 9. $\int \sin^6(x) \cos^5(x) dx$  | 10. $\int \sin^2(x) \cos^7(x) dx$ |
| 11. $\int \sin^2(x) \cos^2(x) dx$   | 12. $\int \sin(5x) \cos(3x) dx$   |
| 13. $\int \sin(x) \cos(6x) dx$  | 14. $\int \sin(3x) \sin(4x) dx$   |
| 15. $\int \sin(\pi x) \sin(8\pi x) dx$  | 16. $\int \cos(x) \cos(2x) dx$    |
| 17. $\int \cos\left(\frac{\pi}{3}x\right) \cos\left(\frac{\pi}{6}x\right) dx$ | 18. $\int \tan^4(x) \sec^2(x) dx$ |
| 19. $\int \tan^2(x) \sec^4(x) dx$   | 20. $\int \tan^8(x) \sec^4(x) dx$ |
| 21. $\int \tan^9(x) \sec^2(x) dx$   | 22. $\int \tan^3(x) \sec^2(x) dx$ |
| 23. $\int \tan^5(x) \sec^3(x) dx$   | 24. $\int \tan^4(x) dx$           |
| 25. $\int \sec^5(x) dx$   | 26. $\int \tan^2(x) \sec(x) dx$   |
| 27. $\int \tan^2(x) \sec^3(x) dx$   |                                   |

**Exercise Group.** Evaluate the definite integral. Note: the corresponding indefinite integrals appear in [Exercises 5–27](#).

- |  |   |
|--|---|
| 28. $\int_0^{\frac{3\pi}{2}} \sin(x) \cos^4(x) dx$ | 29. $\int_{-2\pi}^{2\pi} \sin^3(x) \cos(x) dx$    |
| 30. $\int_{-2\pi}^{2\pi} \sin^2(x) \cos^7(x) dx$   | 31. $\int_0^{\frac{\pi}{4}} \sin(5x) \cos(3x) dx$ |

32.  $\int_{-\frac{\pi}{2}}^{\frac{\pi}{2}} \cos(x) \cos(2x) \, dx$

34.  $\int_{-\pi/4}^{\pi/4} \tan^2(x) \sec^4(x) \, dx$

33.  $\int_0^{\pi/4} \tan^4(x) \sec^2(x) \, dx$

## 6.3 Trigonometric Substitution

In [Section 5.2](#) we defined the definite integral as the “signed area under the curve.” In that section we had not yet learned the Fundamental Theorem of Calculus, so we only evaluated special definite integrals which described nice, geometric shapes. For instance, we were able to evaluate

$$\int_{-3}^3 \sqrt{9 - x^2} dx = \frac{9\pi}{2} \quad (6.3.1)$$

as we recognized that  $f(x) = \sqrt{9 - x^2}$  described the upper half of a circle with radius 3.

We have since learned a number of integration techniques, including Substitution and Integration by Parts, yet we are still unable to evaluate the above integral without resorting to a geometric interpretation. This section introduces Trigonometric Substitution, a method of integration that fills this gap in our integration skill. This technique works on the same principle as Substitution as found in [Section 5.6](#), though it can feel “backward.” In [Section 5.6](#), we set  $u = f(x)$ , for some function  $f$ , and replaced  $f(x)$  with  $u$ . In this section, we will set  $x = f(\theta)$ , where  $f$  is a trigonometric function, then replace  $x$  with  $f(\theta)$ .

We start by demonstrating this method in evaluating the integral in [Equation \(6.3.1\)](#). After the example, we will generalize the method and give more examples.

### Example 6.3.2 Using Trigonometric Substitution.

Evaluate  $\int_{-3}^3 \sqrt{9 - x^2} dx$ .

**Solution.** We begin by noting that  $9(\sin^2(\theta) + \cos^2(\theta)) = 9$ , and hence  $9\cos^2(\theta) = 9 - 9\sin^2(\theta)$ . If we let  $x = 3\sin(\theta)$ , then  $9 - x^2 = 9 - 9\sin^2(\theta) = 9\cos^2(\theta)$ .

Setting  $x = 3\sin(\theta)$  gives  $dx = 3\cos(\theta) d\theta$ . We are almost ready to substitute. We also wish to change our bounds of integration. The bound  $x = -3$  corresponds to  $\theta = -\pi/2$  (for when  $\theta = -\pi/2$ ,  $x = 3\sin(\theta) = -3$ ). Likewise, the bound of  $x = 3$  is replaced by the bound  $\theta = \pi/2$ . Thus

$$\begin{aligned} \int_{-3}^3 \sqrt{9 - x^2} dx &= \int_{-\pi/2}^{\pi/2} \sqrt{9 - 9\sin^2(\theta)} (3\cos(\theta)) d\theta \\ &= \int_{-\pi/2}^{\pi/2} 3\sqrt{9\cos^2(\theta)} \cos(\theta) d\theta \\ &= \int_{-\pi/2}^{\pi/2} 3|3\cos(\theta)| \cos(\theta) d\theta. \end{aligned}$$

On  $[-\pi/2, \pi/2]$ ,  $\cos(\theta)$  is always positive, so we can drop the absolute value bars, then employ a power-reducing formula:

$$\begin{aligned} \int_{-3}^3 \sqrt{9 - x^2} dx &= \int_{-\pi/2}^{\pi/2} 9\cos^2(\theta) d\theta \\ &= \int_{-\pi/2}^{\pi/2} \frac{9}{2}(1 + \cos(2\theta)) d\theta \\ &= \frac{9}{2}\left(\theta + \frac{1}{2}\sin(2\theta)\right) \Big|_{-\pi/2}^{\pi/2} \end{aligned}$$



[youtu.be/watch?v=l3gtQyPLr-E](https://youtu.be/watch?v=l3gtQyPLr-E)

**Figure 6.3.1** Video introduction to [Section 6.3](#)

$$= \frac{9}{2}\pi.$$

This matches our answer from before.

We now describe in detail Trigonometric Substitution. This method excels when dealing with integrands that contain  $\sqrt{a^2 - x^2}$ ,  $\sqrt{x^2 - a^2}$  and  $\sqrt{x^2 + a^2}$ . The following Key Idea outlines the procedure for each case, followed by more examples. Each right triangle acts as a reference to help us understand the relationships between  $x$  and  $\theta$ .

Video solution



[youtu.be/watch?v=5CKWeQvnGAU](https://youtu.be/watch?v=5CKWeQvnGAU)

### Key Idea 6.3.3 Trigonometric Substitution.

#### 1. Integrands containing $\sqrt{a^2 - x^2}$ .

Let  $x = a \sin(\theta)$ ,  $dx = a \cos(\theta) d\theta$ .  
Thus  $\theta = \sin^{-1}(x/a)$ , for  $-\pi/2 \leq \theta \leq \pi/2$ . On this interval,  $\cos(\theta) \geq 0$ , so  $\sqrt{a^2 - x^2} = a \cos(\theta)$ .

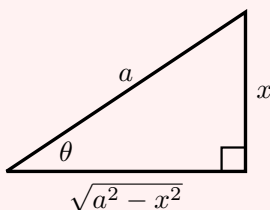


Figure 6.3.4

#### 2. Integrands containing $\sqrt{x^2 + a^2}$ .

Let  $x = a \tan(\theta)$ ,  $dx = a \sec^2(\theta) d\theta$ .  
Thus  $\theta = \tan^{-1}(x/a)$ , for  $-\pi/2 < \theta < \pi/2$ . On this interval,  $\sec(\theta) > 0$ , so  $\sqrt{x^2 + a^2} = a \sec(\theta)$ .

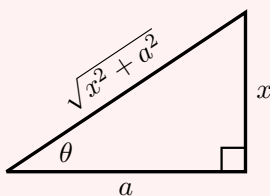


Figure 6.3.5

#### 3. Integrands containing $\sqrt{x^2 - a^2}$ .

Let  $x = a \sec(\theta)$ ,  $dx = a \sec(\theta) \tan(\theta) d\theta$ .  
Thus  $\theta = \sec^{-1}(x/a)$ . If  $x/a \geq 1$ , then  $0 \leq \theta < \pi/2$ ; if  $x/a \leq -1$ , then  $\pi/2 < \theta \leq \pi$ . We restrict our work to where  $x \geq a$ , so  $x/a \geq 1$ , and  $0 \leq \theta < \pi/2$ . On this interval,  $\tan(\theta) \geq 0$ , so  $\sqrt{x^2 - a^2} = a \tan(\theta)$ .

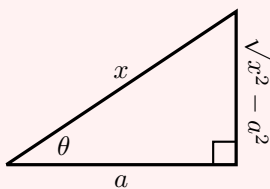


Figure 6.3.6

### Example 6.3.7 Using Trigonometric Substitution.

Evaluate  $\int \frac{1}{\sqrt{5+x^2}} dx$ .

**Solution.** Using Item 2 in Key Idea 6.3.3, we recognize  $a = \sqrt{5}$  and set  $x = \sqrt{5} \tan(\theta)$ . This makes  $dx = \sqrt{5} \sec^2(\theta) d\theta$ . We will use the fact that  $\sqrt{5+x^2} = \sqrt{5+5\tan^2(\theta)} = \sqrt{5\sec^2(\theta)} = \sqrt{5} \sec(\theta)$ . Substi-

tuting, we have:

$$\begin{aligned}\int \frac{1}{\sqrt{5+x^2}} dx &= \int \frac{1}{\sqrt{5+5\tan^2(\theta)}} \sqrt{5} \sec^2(\theta) d\theta \\ &= \int \frac{\sqrt{5} \sec^2(\theta)}{\sqrt{5} \sec(\theta)} d\theta \\ &= \int \sec(\theta) d\theta \\ &= \ln |\sec(\theta) + \tan(\theta)| + C.\end{aligned}$$

While the integration steps are over, we are not yet done. The original problem was stated in terms of  $x$ , whereas our answer is given in terms of  $\theta$ . We must convert back to  $x$ .

The reference triangle given in Figure 6.3.5 helps. With  $x = \sqrt{5} \tan(\theta)$ , we have

$$\tan(\theta) = \frac{x}{\sqrt{5}} \text{ and } \sec(\theta) = \frac{\sqrt{x^2+5}}{\sqrt{5}}.$$

This gives

$$\begin{aligned}\int \frac{1}{\sqrt{5+x^2}} dx &= \ln |\sec(\theta) + \tan(\theta)| + C \\ &= \ln \left| \frac{\sqrt{x^2+5}}{\sqrt{5}} + \frac{x}{\sqrt{5}} \right| + C.\end{aligned}$$

We can leave this answer as is, or we can use a logarithmic identity to simplify it. Note:

$$\begin{aligned}\ln \left| \frac{\sqrt{x^2+5}}{\sqrt{5}} + \frac{x}{\sqrt{5}} \right| + C &= \ln \left| \frac{1}{\sqrt{5}} (\sqrt{x^2+5} + x) \right| + C \\ &= \ln \left| \frac{1}{\sqrt{5}} \right| + \ln |\sqrt{x^2+5} + x| + C \\ &= \ln |\sqrt{x^2+5} + x| + C,\end{aligned}$$

where the  $\ln(1/\sqrt{5})$  term is absorbed into the constant  $C$ . (In Section 5.7 we will learn another way of approaching this problem.)

Video solution



[youtu.be/watch?v=2a9Oks-FCg0](https://youtu.be/watch?v=2a9Oks-FCg0)

### Example 6.3.8 Using Trigonometric Substitution.

Evaluate  $\int \sqrt{4x^2 - 1} dx$ .

**Solution.** We start by rewriting the integrand so that it looks like  $\sqrt{x^2 - a^2}$  for some value of  $a$ :

$$\begin{aligned}\sqrt{4x^2 - 1} &= \sqrt{4 \left( x^2 - \frac{1}{4} \right)} \\ &= 2 \sqrt{x^2 - \left( \frac{1}{2} \right)^2}.\end{aligned}$$

So we have  $a = 1/2$ , and following Part 3 of Key Idea 6.3.3, we set

$x = \frac{1}{2} \sec(\theta)$ , and hence  $dx = \frac{1}{2} \sec(\theta) \tan(\theta) d\theta$ . We now rewrite the integral with these substitutions:

$$\begin{aligned} \int \sqrt{4x^2 - 1} dx &= \int 2\sqrt{x^2 - \left(\frac{1}{2}\right)^2} dx \\ &= \int 2\sqrt{\frac{1}{4} \sec^2(\theta) - \frac{1}{4}} \left(\frac{1}{2} \sec(\theta) \tan(\theta)\right) d\theta \\ &= \int \sqrt{\frac{1}{4}(\sec^2(\theta) - 1)} (\sec(\theta) \tan(\theta)) d\theta \\ &= \int \sqrt{\frac{1}{4} \tan^2(\theta)} (\sec(\theta) \tan(\theta)) d\theta \\ &= \int \frac{1}{2} \tan^2(\theta) \sec(\theta) d\theta \\ &= \frac{1}{2} \int (\sec^2(\theta) - 1) \sec(\theta) d\theta \\ &= \frac{1}{2} \int (\sec^3(\theta) - \sec(\theta)) d\theta. \end{aligned}$$

We integrated  $\sec^3(\theta)$  in [Example 6.2.11](#), finding its antiderivatives to be

$$\int \sec^3(\theta) d\theta = \frac{1}{2} (\sec(\theta) \tan(\theta) + \ln |\sec(\theta) + \tan(\theta)|) + C.$$

Thus

$$\begin{aligned} \int \sqrt{4x^2 - 1} dx &= \frac{1}{2} \int (\sec^3(\theta) - \sec(\theta)) d\theta \\ &= \frac{1}{2} \left( \frac{1}{2} (\sec(\theta) \tan(\theta) + \ln |\sec(\theta) + \tan(\theta)|) - \ln |\sec(\theta) + \tan(\theta)| \right) + C \\ &= \frac{1}{4} (\sec(\theta) \tan(\theta) - \ln |\sec(\theta) + \tan(\theta)|) + C. \end{aligned}$$

We are not yet done. Our original integral is given in terms of  $x$ , whereas our final answer, as given, is in terms of  $\theta$ . We need to rewrite our answer in terms of  $x$ . With  $a = 1/2$ , and  $x = \frac{1}{2} \sec(\theta)$ , the reference triangle in [Figure 6.3.6](#) shows that

$$\tan(\theta) = \sqrt{x^2 - 1/4} / (1/2) = 2\sqrt{x^2 - 1/4} \text{ and } \sec(\theta) = 2x.$$

Thus

$$\begin{aligned} &\frac{1}{4} (\sec(\theta) \tan(\theta) - \ln |\sec(\theta) + \tan(\theta)|) + C \\ &= \frac{1}{4} (2x \cdot 2\sqrt{x^2 - 1/4} - \ln |2x + 2\sqrt{x^2 - 1/4}|) + C \\ &= \frac{1}{4} (4x\sqrt{x^2 - 1/4} - \ln |2x + 2\sqrt{x^2 - 1/4}|) + C. \end{aligned}$$

The final answer is given in the last line above, repeated here:

$$\int \sqrt{4x^2 - 1} dx = \frac{1}{4} (4x\sqrt{x^2 - 1/4} - \ln |2x + 2\sqrt{x^2 - 1/4}|) + C.$$

Video solution



[youtu.be/watch?v=0oCjVzla\\_t8](https://youtu.be/watch?v=0oCjVzla_t8)

**Example 6.3.9 Using Trigonometric Substitution.**

Evaluate  $\int \frac{\sqrt{4-x^2}}{x^2} dx$ .

**Solution.** We use [Part 1 of Key Idea 6.3.3](#) with  $a = 2$ ,  $x = 2 \sin(\theta)$ ,  $dx = 2 \cos(\theta)$  and hence  $\sqrt{4-x^2} = 2 \cos(\theta)$ . This gives

$$\begin{aligned} \int \frac{\sqrt{4-x^2}}{x^2} dx &= \int \frac{2 \cos(\theta)}{4 \sin^2(\theta)} (2 \cos(\theta)) d\theta \\ &= \int \cot^2(\theta) d\theta \\ &= \int (\csc^2(\theta) - 1) d\theta \\ &= -\cot(\theta) - \theta + C. \end{aligned}$$

We need to rewrite our answer in terms of  $x$ . Using the reference triangle found in [Figure 6.3.4](#), we have  $\cot(\theta) = \sqrt{4-x^2}/x$  and  $\theta = \sin^{-1}(x/2)$ . Thus

$$\int \frac{\sqrt{4-x^2}}{x^2} dx = -\frac{\sqrt{4-x^2}}{x} - \sin^{-1}\left(\frac{x}{2}\right) + C.$$

Trigonometric Substitution can be applied in many situations, even those not of the form  $\sqrt{a^2-x^2}$ ,  $\sqrt{x^2-a^2}$  or  $\sqrt{x^2+a^2}$ . In the following example, we apply it to an integral we already know how to handle.

**Example 6.3.10 Using Trigonometric Substitution.**

Evaluate  $\int \frac{1}{x^2+1} dx$ .

**Solution.** We know the answer already as  $\tan^{-1}(x) + C$ . We apply Trigonometric Substitution here to show that we get the same answer without inherently relying on knowledge of the derivative of the arctangent function.

Using [Part 2 of Key Idea 6.3.3](#), let  $x = \tan(\theta)$ ,  $dx = \sec^2(\theta) d\theta$  and note that  $x^2 + 1 = \tan^2(\theta) + 1 = \sec^2(\theta)$ . Thus

$$\begin{aligned} \int \frac{1}{x^2+1} dx &= \int \frac{1}{\sec^2(\theta)} \sec^2(\theta) d\theta \\ &= \int 1 d\theta \\ &= \theta + C. \end{aligned}$$

Since  $x = \tan(\theta)$ ,  $\theta = \tan^{-1}(x)$ , and we conclude that  $\int \frac{1}{x^2+1} dx = \tan^{-1}(x) + C$ .

The next example is similar to the previous one in that it does not involve a square-root. It shows how several techniques and identities can be combined to obtain a solution.

Video solution



[youtu.be/watch?v=E37-2LvYSsg](https://youtu.be/watch?v=E37-2LvYSsg)

**Example 6.3.11 Using Trigonometric Substitution.**

Evaluate  $\int \frac{1}{(x^2 + 6x + 10)^2} dx$ .

**Solution.** We start by completing the square, then make the substitution  $u = x + 3$ , followed by the trigonometric substitution of  $u = \tan(\theta)$ :

$$\int \frac{1}{(x^2 + 6x + 10)^2} dx = \int \frac{1}{((x + 3)^2 + 1)^2} dx = \int \frac{1}{(u^2 + 1)^2} du.$$

Now make the substitution  $u = \tan(\theta)$ ,  $du = \sec^2(\theta) d\theta$ :

$$\begin{aligned} &= \int \frac{1}{(\tan^2(\theta) + 1)^2} \sec^2(\theta) d\theta \\ &= \int \frac{1}{(\sec^2(\theta))^2} \sec^2(\theta) d\theta \\ &= \int \cos^2(\theta) d\theta. \end{aligned}$$

Applying a power reducing formula, we have

$$\begin{aligned} &= \int \left( \frac{1}{2} + \frac{1}{2} \cos(2\theta) \right) d\theta \\ &= \frac{1}{2} \theta + \frac{1}{4} \sin(2\theta) + C. \end{aligned} \tag{6.3.2}$$

We need to return to the variable  $x$ . As  $u = \tan(\theta)$ ,  $\theta = \tan^{-1}(u)$ . Using the identity  $\sin(2\theta) = 2 \sin(\theta) \cos(\theta)$  and using the reference triangle found in Figure 6.3.5, we have

$$\frac{1}{4} \sin(2\theta) = \frac{1}{2} \frac{u}{\sqrt{u^2 + 1}} \cdot \frac{1}{\sqrt{u^2 + 1}} = \frac{1}{2} \frac{u}{u^2 + 1}.$$

Finally, we return to  $x$  with the substitution  $u = x + 3$ . We start with the expression in Equation (6.3.2):

$$\begin{aligned} \frac{1}{2} \theta + \frac{1}{4} \sin(2\theta) + C &= \frac{1}{2} \tan^{-1}(u) + \frac{1}{2} \frac{u}{u^2 + 1} + C \\ &= \frac{1}{2} \tan^{-1}(x + 3) + \frac{x + 3}{2(x^2 + 6x + 10)} + C. \end{aligned}$$

Stating our final result in one line,

$$\int \frac{1}{(x^2 + 6x + 10)^2} dx = \frac{1}{2} \tan^{-1}(x + 3) + \frac{x + 3}{2(x^2 + 6x + 10)} + C.$$

Our last example returns us to definite integrals, as seen in our first example. Given a definite integral that can be evaluated using Trigonometric Substitution, we could first evaluate the corresponding indefinite integral (by changing from an integral in terms of  $x$  to one in terms of  $\theta$ , then converting back to  $x$ ) and then evaluate using the original bounds. It is much more straightforward, though, to change the bounds as we substitute.

Video solution



[youtu.be/watch?v=5JAXeV1-vCo](https://youtu.be/watch?v=5JAXeV1-vCo)



**Example 6.3.12** Definite integration and Trigonometric Substitution.

Evaluate  $\int_0^5 \frac{x^2}{\sqrt{x^2 + 25}} dx$ .

**Solution.** Using Part 2 of Key Idea 6.3.3, we set  $x = 5 \tan(\theta)$ ,  $dx = 5 \sec^2(\theta) d\theta$ , and note that  $\sqrt{x^2 + 25} = 5 \sec(\theta)$ . As we substitute, we can also change the bounds of integration.

The lower bound of the original integral is  $x = 0$ . As  $x = 5 \tan(\theta)$ , we solve for  $\theta$  and find  $\theta = \tan^{-1}(x/5)$ . Thus the new lower bound is  $\theta = \tan^{-1}(0) = 0$ . The original upper bound is  $x = 5$ , thus the new upper bound is  $\theta = \tan^{-1}(5/5) = \pi/4$ .

Thus we have

$$\begin{aligned} \int_0^5 \frac{x^2}{\sqrt{x^2 + 25}} dx &= \int_0^{\pi/4} \frac{25 \tan^2(\theta)}{5 \sec(\theta)} 5 \sec^2(\theta) d\theta \\ &= 25 \int_0^{\pi/4} \tan^2(\theta) \sec(\theta) d\theta. \end{aligned}$$

We encountered this indefinite integral in Example 6.3.8 where we found

$$\int \tan^2(\theta) \sec(\theta) d\theta = \frac{1}{2} (\sec(\theta) \tan(\theta) - \ln |\sec(\theta) + \tan(\theta)|).$$

So

$$\begin{aligned} 25 \int_0^{\pi/4} \tan^2(\theta) \sec(\theta) d\theta &= \frac{25}{2} (\sec(\theta) \tan(\theta) - \ln |\sec(\theta) + \tan(\theta)|) \Big|_0^{\pi/4} \\ &= \frac{25}{2} (\sqrt{2} - \ln(\sqrt{2} + 1)) \\ &\approx 6.661. \end{aligned}$$

Video solution



[youtu.be/watch?v=Pz56QfleHX4](https://youtu.be/watch?v=Pz56QfleHX4)

The following equalities are very useful when evaluating integrals using Trigonometric Substitution.

**Key Idea 6.3.13** Useful Equalities with Trigonometric Substitution.

1.  $\sin(2\theta) = 2 \sin(\theta) \cos(\theta)$
2.  $\cos(2\theta) = \cos^2(\theta) - \sin^2(\theta) = 2 \cos^2(\theta) - 1 = 1 - 2 \sin^2(\theta)$
3.  $\int \sec^3(\theta) d\theta = \frac{1}{2} (\sec(\theta) \tan(\theta) + \ln |\sec(\theta) + \tan(\theta)|) + C$
4.  $\int \cos^2(\theta) d\theta = \int \frac{1}{2} (1 + \cos(2\theta)) d\theta = \frac{1}{2} (\theta + \sin(\theta) \cos(\theta)) + C.$

The next section introduces Partial Fraction Decomposition, which is an algebraic technique that turns “complicated” fractions into sums of “simpler” fractions, making integration easier.

### 6.3.1 Exercises

#### Terms and Concepts

1. Trigonometric Substitution works on the same principles as Integration by Substitution, though it can feel “\_\_\_\_\_”.
2. If one uses Trigonometric Substitution on an integrand containing  $\sqrt{36 - x^2}$ , then one should set  $x =$  \_\_\_\_\_.
3. Consider the Pythagorean Identity  $\sin^2(\theta) + \cos^2(\theta) = 1$ .
  - a. What identity is obtained when both sides are divided by  $\cos^2(\theta)$ ?
  - b. Use the new identity to simplify  $9 \tan^2(\theta) + 9$ .
4. Why does Part 1 of Key Idea 6.3.3 state that  $\sqrt{a^2 - x^2} = a \cos(\theta)$ , and not  $|a \cos(\theta)|$ ?

#### Problems

**Exercise Group.** Apply Trigonometric Substitution to evaluate the indefinite integral.

- |  |  |
|--|--|
| 5. $\int \sqrt{x^2 + 1} \, dx$             | 6. $\int \sqrt{x^2 + 4} \, dx$             |
| 7. $\int \sqrt{1 - x^2} \, dx$             | 8. $\int \sqrt{9 - x^2} \, dx$             |
| 9. $\int \sqrt{x^2 - 1} \, dx$             | 10. $\int \sqrt{x^2 - 16} \, dx$           |
| 11. $\int \sqrt{36x^2 + 1} \, dx$          | 12. $\int \sqrt{1 - 49x^2} \, dx$          |
| 13. $\int \sqrt{64x^2 - 1} \, dx$          | 14. $\int \frac{9}{\sqrt{x^2 + 6}} \, dx$  |
| 15. $\int \frac{2}{\sqrt{15 - x^2}} \, dx$ | 16. $\int \frac{3}{\sqrt{x^2 - 11}} \, dx$ |

**Exercise Group.** Evaluate the indefinite integral. Trigonometric Substitution may not be required.

- |   |   |
|---|---|
| 17. $\int \frac{\sqrt{x^2 - 5}}{x} \, dx$             | 18. $\int \frac{1}{(x^2 + 1)^2} \, dx$        |
| 19. $\int \frac{x}{\sqrt{x^2 - 7}} \, dx$             | 20. $\int x^2 \sqrt{1 - x^2} \, dx$           |
| 21. $\int \frac{x}{(x^2 + 49)^{(\frac{3}{2})}} \, dx$ | 22. $\int \frac{8x^2}{\sqrt{x^2 - 10}} \, dx$ |
| 23. $\int \frac{1}{(x^2 - 16x + 68)^2} \, dx$         | 24. $\int x^2(1 - x^2)^{-3/2} \, dx$          |
| 25. $\int \frac{\sqrt{10 - x^2}}{3x^2} \, dx$         | 26. $\int \frac{x^2}{\sqrt{x^2 + 5}} \, dx$   |

**Exercise Group.** Evaluate the definite integral by making the proper trigonometric substitution *and* changing the bounds of integration. (Note: the corresponding indefinite integrals appeared previously in the [Section 6.3](#) exercises.)

- |  |                                      |
|--|--------------------------------------|
| 27. $\int_{-1}^1 \sqrt{1 - x^2} \, dx$ | 28. $\int_4^7 \sqrt{x^2 - 16} \, dx$ |
|--|--------------------------------------|

**29.**  $\int_0^6 \sqrt{x^2 + 4} \, dx$

**31.**  $\int_{-2}^2 \sqrt{9 - x^2} \, dx$

**30.**  $\int_{-7}^7 \frac{1}{(x^2 + 1)^2} \, dx$

**32.**  $\int_{-1}^1 x^2 \sqrt{1 - x^2} \, dx$

## 6.4 Partial Fraction Decomposition

In this section we investigate the antiderivatives of rational functions. Recall that rational functions are functions of the form  $f(x) = \frac{p(x)}{q(x)}$ , where  $p(x)$  and  $q(x)$  are polynomials and  $q(x) \neq 0$ . Such functions arise in many contexts, one of which is the solving of certain fundamental differential equations.

We begin with an example that demonstrates the motivation behind this section. Consider the integral  $\int \frac{1}{x^2 - 1} dx$ . We do not have a simple formula for this (if the denominator were  $x^2 + 1$ , we would recognize the antiderivative as being the arctangent function). It can be solved using Trigonometric Substitution, but note how the integral is easy to evaluate once we realize:

$$\frac{1}{x^2 - 1} = \frac{1/2}{x - 1} - \frac{1/2}{x + 1}.$$

Thus

$$\begin{aligned} \int \frac{1}{x^2 - 1} dx &= \int \frac{1/2}{x - 1} dx - \int \frac{1/2}{x + 1} dx \\ &= \frac{1}{2} \ln |x - 1| - \frac{1}{2} \ln |x + 1| + C. \end{aligned}$$

This section teaches how to *decompose*

$$\frac{1}{x^2 - 1} \text{ into } \frac{1/2}{x - 1} - \frac{1/2}{x + 1}.$$

We start with a rational function  $f(x) = \frac{p(x)}{q(x)}$ , where  $p$  and  $q$  do not have any common factors and the degree of  $p$  is less than the degree of  $q$ . It can be shown that any polynomial, and hence  $q$ , can be factored into a product of linear and irreducible quadratic terms. The following Key Idea states how to decompose a rational function into a sum of rational functions whose denominators are all of lower degree than  $q$ .

### Key Idea 6.4.2 Partial Fraction Decomposition.

Let  $\frac{p(x)}{q(x)}$  be a rational function, where the degree of  $p$  is less than the degree of  $q$ .

1. **Linear Terms:** Let  $(x - a)$  divide  $q(x)$ , where  $(x - a)^n$  is the highest power of  $(x - a)$  that divides  $q(x)$ . Then the decomposition of  $\frac{p(x)}{q(x)}$  will contain the sum

$$\frac{A_1}{(x - a)} + \frac{A_2}{(x - a)^2} + \cdots + \frac{A_n}{(x - a)^n}.$$

2. **Quadratic Terms:** Let  $x^2 + bx + c$  be an irreducible quadratic that divides  $q(x)$ , where  $(x^2 + bx + c)^n$  is the highest power of  $x^2 + bx + c$  that divides  $q(x)$ . Then the decomposition of  $\frac{p(x)}{q(x)}$  will contain the sum

$$\frac{B_1x + C_1}{x^2 + bx + c} + \frac{B_2x + C_2}{(x^2 + bx + c)^2} + \cdots + \frac{B_nx + C_n}{(x^2 + bx + c)^n}.$$

To find the coefficients  $A_i$ ,  $B_i$  and  $C_i$ :

1. Multiply all fractions by  $q(x)$ , clearing the denominators. Collect like terms.



[youtu.be/watch?v=BoUWS\\_SVr8A](https://youtu.be/watch?v=BoUWS_SVr8A)

**Figure 6.4.1** Video introduction to Section 6.4

2. Equate the resulting coefficients of the powers of  $x$  and solve the resulting system of linear equations.

The following examples will demonstrate how to put this Key Idea into practice. [Example 6.4.3](#) stresses the decomposition aspect of the Key Idea.

**Example 6.4.3 Decomposing into partial fractions.**

Decompose  $f(x) = \frac{1}{(x+5)(x-2)^3(x^2+x+2)(x^2+x+7)^2}$  without solving for the resulting coefficients.

**Solution.** The denominator is already factored, as both  $x^2 + x + 2$  and  $x^2 + x + 7$  cannot be factored further. We need to decompose  $f(x)$  properly. Since  $(x+5)$  is a linear term that divides the denominator, there will be a

$$\frac{A}{x+5}$$

term in the decomposition.

As  $(x-2)^3$  divides the denominator, we will have the following terms in the decomposition:

$$\frac{B}{x-2}, \frac{C}{(x-2)^2} \text{ and } \frac{D}{(x-2)^3}.$$

The  $x^2 + x + 2$  term in the denominator results in a  $\frac{Ex+F}{x^2+x+2}$  term.

Finally, the  $(x^2 + x + 7)^2$  term results in the terms

$$\frac{Gx+H}{x^2+x+7} \text{ and } \frac{Ix+J}{(x^2+x+7)^2}.$$

All together, we have

$$\begin{aligned} & \frac{1}{(x+5)(x-2)^3(x^2+x+2)(x^2+x+7)^2} \\ &= \frac{A}{x+5} + \frac{B}{x-2} + \frac{C}{(x-2)^2} + \frac{D}{(x-2)^3} \\ & \quad + \frac{Ex+F}{x^2+x+2} + \frac{Gx+H}{x^2+x+7} + \frac{Ix+J}{(x^2+x+7)^2} \end{aligned}$$

Solving for the coefficients  $A, B \dots J$  would be a bit tedious but not “hard.”

An irreducible quadratic is a quadratic that has no real solutions. Solving  $ax^2 + bx + c = 0$  using the quadratic equation will determine if a quadratic is irreducible. Completing the square (which is a common integration technique) will also tell you if a quadratic is irreducible.

Video solution



[youtu.be/watch?v=9gRIWESr8IM](https://youtu.be/watch?v=9gRIWESr8IM)

**Example 6.4.4 Decomposing into partial fractions.**

Perform the partial fraction decomposition of  $\frac{1}{x^2-1}$ .

**Solution.** The denominator factors into two linear terms:  $x^2 - 1 = (x-1)(x+1)$ . Thus

$$\frac{1}{x^2-1} = \frac{A}{x-1} + \frac{B}{x+1}.$$

To solve for  $A$  and  $B$ , first multiply through by  $x^2 - 1 = (x - 1)(x + 1)$ :

$$\begin{aligned} 1 &= \frac{A(x-1)(x+1)}{x-1} + \frac{B(x-1)(x+1)}{x+1} \\ &= A(x+1) + B(x-1) \\ &= Ax + A + Bx - B \\ &= (A+B)x + (A-B), \end{aligned}$$

by collecting like terms.

The next step is key. Note the equality we have:

$$1 = (A+B)x + (A-B).$$

For clarity's sake, rewrite the left hand side as

$$0x + 1 = (A+B)x + (A-B).$$

On the left, the coefficient of the  $x$  term is 0; on the right, it is  $(A+B)$ .

Since both sides are equal, we must have that  $0 = A+B$ .

Likewise, on the left, we have a constant term of 1; on the right, the constant term is  $(A-B)$ . Therefore we have  $1 = A-B$ .

We have two linear equations with two unknowns. This one is easy to solve by hand, leading to

$$\begin{aligned} A+B &= 0 \\ A-B &= 1 \end{aligned}$$

If we add these two equations, we get  $2A = 1 \Rightarrow A = 1/2$ . Substitution into the first equation gives  $B = -1/2$ .

Thus

$$\frac{1}{x^2-1} = \frac{1/2}{x-1} - \frac{1/2}{x+1}.$$

There is another method for finding the partial fraction decomposition called the "Heaviside" method, named after Oliver Heaviside. We show a variation of this process using the same example as in [Example 6.4.3](#).

#### Example 6.4.5 Decomposing into partial fractions using the Heaviside method.

Perform the partial fraction decomposition of  $\frac{1}{x^2-1}$ .

**Solution.** As we saw in [Example 6.4.4](#),

$$\frac{1}{x^2-1} = \frac{A}{x-1} + \frac{B}{x+1}.$$

To solve for  $A$  and  $B$  using the Heaviside method, we will build to a common denominator:

$$\begin{aligned} \frac{1}{x^2-1} &= \frac{A(x+1)}{(x-1)(x+1)} + \frac{B(x-1)}{(x+1)(x-1)} \\ &= \frac{A(x+1) + B(x-1)}{(x-1)(x+1)} \end{aligned}$$

Now since the denominators match, we will only consider the numerator

Video solution



[youtu.be/watch?v=u-avVoj3qR0](https://youtu.be/watch?v=u-avVoj3qR0)

equation (essentially if we multiply both sides of the equation by  $(x - 1)(x + 1)$ , we will clear the denominators):

$$1 = A(x + 1) + B(x - 1)$$

Now we substitute in “convenient” values of  $x$ . When  $x = 1$ , we get  $1 = 2A \Rightarrow A = 1/2$ . When  $x = -1$ , we get  $1 = -2B \Rightarrow B = -1/2$ . You may note that  $x = 1$  and  $x = -1$  were not in the domain of the original fraction. However,

$$\frac{1}{x^2 - 1} = \frac{A(x + 1) + B(x - 1)}{(x - 1)(x + 1)}$$

is an identity, meaning it is true for all values of  $x$ , even those for which the equation is undefined. We could have chosen any values of  $x$  to substitute. Whenever possible, we choose values of  $x$  that will make one of the factors zero. In this way, we can avoid solving a system of equations.

Thus as in Example 6.4.3, we get

$$\frac{1}{x^2 - 1} = \frac{1/2}{x - 1} - \frac{1/2}{x + 1}.$$

For the remaining examples, we will use a combination of systems of equations and the Heaviside method to get partial fraction decompositions.

#### Example 6.4.6 Integrating using partial fractions.

Use partial fraction decomposition to integrate  $\int \frac{1}{(x - 1)(x + 2)^2} dx$ .

**Solution.** We decompose the integrand as follows, as described by Key Idea 6.4.2:

$$\frac{1}{(x - 1)(x + 2)^2} = \frac{A}{x - 1} + \frac{B}{x + 2} + \frac{C}{(x + 2)^2}.$$

To solve for  $A$ ,  $B$  and  $C$ , we multiply both sides by  $(x - 1)(x + 2)^2$ :

$$1 = A(x + 2)^2 + B(x - 1)(x + 2) + C(x - 1) \quad (6.4.1)$$

Now we collect like terms:

$$\begin{aligned} 1 &= A(x + 2)^2 + B(x - 1)(x + 2) + C(x - 1) \\ &= Ax^2 + 4Ax + 4A + Bx^2 + Bx - 2B + Cx - C \\ &= (A + B)x^2 + (4A + B + C)x + (4A - 2B - C) \end{aligned}$$

We have

$$0x^2 + 0x + 1 = (A + B)x^2 + (4A + B + C)x + (4A - 2B - C)$$

leading to the equations

$$A + B = 0, 4A + B + C = 0 \text{ and } 4A - 2B - C = 1.$$

These three equations of three unknowns lead to a unique solution:

$$A = 1/9, B = -1/9 \text{ and } C = -1/3.$$

Video solution



[youtu.be/watch?v=QfEgKEhkL6o](https://youtu.be/watch?v=QfEgKEhkL6o)

Equation (6.4.1) offers a direct route to finding the values of  $A$ ,  $B$  and  $C$ . Since the equation holds for all values of  $x$ , it holds in particular when  $x = 1$ . However, when  $x = 1$ , the right hand side simplifies to  $A(1 + 2)^2 = 9A$ . Since the left hand side is still 1, we have  $1 = 9A$ . Hence  $A = 1/9$ .

Likewise, the equality holds when  $x = -2$ ; this leads to the equation  $1 = -3C$ . Thus  $C = -1/3$ .

Knowing  $A$  and  $C$ , we can find the value of  $B$  by choosing yet another value of  $x$ , such as  $x = 0$ , and solving for  $B$ .

Thus

$$\int \frac{1}{(x-1)(x+2)^2} dx = \int \frac{1/9}{x-1} dx + \int \frac{-1/9}{x+2} dx + \int \frac{-1/3}{(x+2)^2} dx.$$

Each can be integrated with a simple substitution with  $u = x - 1$  or  $u = x + 2$  (or by directly applying [Key Idea 5.6.5](#) as the denominators are linear functions). The end result is

$$\int \frac{1}{(x-1)(x+2)^2} dx = \frac{1}{9} \ln|x-1| - \frac{1}{9} \ln|x+2| + \frac{1}{3(x+2)} + C.$$

In examples like [Example 6.4.6](#) where there are repeated roots, there is an extension of the Heaviside method using derivatives. This method is explained in [Figure 6.4.7](#) below.

#### Example 6.4.8 Integrating using partial fractions.

Use partial fraction decomposition to integrate  $\int \frac{x^3}{(x-5)(x+3)} dx$ .

**Solution.** [Key Idea 6.4.2](#) presumes that the degree of the numerator is less than the degree of the denominator. Since this is not the case here, we begin by using polynomial division to reduce the degree of the numerator. We omit the steps, but encourage the reader to verify that

$$\frac{x^3}{(x-5)(x+3)} = x + 2 + \frac{19x + 30}{(x-5)(x+3)}.$$

Using [Key Idea 6.4.2](#), we can rewrite the new rational function as:

$$\frac{19x + 30}{(x-5)(x+3)} = \frac{A}{x-5} + \frac{B}{x+3}$$

for appropriate values of  $A$  and  $B$ . Clearing denominators, we have

$$\begin{aligned} 19x + 30 &= A(x+3) + B(x-5) \\ &= (A+B)x + (3A-5B). \end{aligned}$$

This implies that:

$$\begin{aligned} 19 &= A + B \\ 30 &= 3A - 5B. \end{aligned}$$

Solving this system of linear equations gives

$$\begin{aligned} 125/8 &= A \\ 27/8 &= B. \end{aligned}$$

We can now integrate.

$$\begin{aligned} \int \frac{x^3}{(x-5)(x+3)} dx &= \int \left( x + 2 + \frac{125/8}{x-5} + \frac{27/8}{x+3} \right) dx \\ &= \frac{x^2}{2} + 2x + \frac{125}{8} \ln|x-5| + \frac{27}{8} \ln|x+3| + C. \end{aligned}$$

Video solution



[youtu.be/watch?v=LqE8pvlvJco](https://youtu.be/watch?v=LqE8pvlvJco)



[youtu.be/watch?v=0yrzd4JhR3I](https://youtu.be/watch?v=0yrzd4JhR3I)

**Figure 6.4.7** Alternate method for finding coefficients in [Example 6.4.6](#)

The values of  $A$  and  $B$  can be quickly found using the technique described in [Example 6.4.6](#), or they can be found by equating coefficients, as we do in [Example 6.4.8](#).

Video solution



[youtu.be/watch?v=1cszweGfYR0](https://youtu.be/watch?v=1cszweGfYR0)



**Example 6.4.9 Integrating using partial fractions.**

Use partial fraction decomposition to evaluate

$$\int \frac{7x^2 + 31x + 54}{(x+1)(x^2 + 6x + 11)} dx.$$

**Solution.** The degree of the numerator is less than the degree of the denominator so we begin by applying [Key Idea 6.4.2](#). We have:

$$\frac{7x^2 + 31x + 54}{(x+1)(x^2 + 6x + 11)} = \frac{A}{x+1} + \frac{Bx + C}{x^2 + 6x + 11}.$$

Now clear the denominators.

$$7x^2 + 31x + 54 = A(x^2 + 6x + 11) + (Bx + C)(x + 1)$$

Now, letting  $x = -1$  we have  $30 = 6A \Rightarrow A = 5$ . When  $x = 0$ ,  $54 = 11A + C$ . But we know that  $A = 5$ , so  $54 = 55 + C \Rightarrow C = -1$ . Finally, we choose  $x = 1$  (with  $A = 5, C = -1$ ) we have  $92 = 90 + (B - 1)(2) \Rightarrow B = 2$ .

Thus

$$\int \frac{7x^2 + 31x + 54}{(x+1)(x^2 + 6x + 11)} dx = \int \left( \frac{5}{x+1} + \frac{2x-1}{x^2 + 6x + 11} \right) dx.$$

The first term of this new integrand is easy to evaluate; it leads to a  $5 \ln|x+1|$  term. The second term is not hard, but takes several steps and uses substitution techniques.

The integrand  $\frac{2x-1}{x^2 + 6x + 11}$  has a quadratic in the denominator and a linear term in the numerator. This leads us to try substitution. Let  $u = x^2 + 6x + 11$ , so  $du = (2x+6) dx$ . The numerator is  $2x-1$ , not  $2x+6$ , but we can get a  $2x+6$  term in the numerator by adding 0 in the form of “ $7-7$ .”

$$\begin{aligned} \frac{2x-1}{x^2 + 6x + 11} &= \frac{2x-1+7-7}{x^2 + 6x + 11} \\ &= \frac{2x+6}{x^2 + 6x + 11} - \frac{7}{x^2 + 6x + 11}. \end{aligned}$$

We can now integrate the first term with substitution, leading to a  $\ln|x^2 + 6x + 11|$  term. The final term can be integrated using arctangent. (We can tell there is no further factoring for this quadratic since the denominator has no real solutions). First, complete the square in the denominator:

$$\frac{7}{x^2 + 6x + 11} = \frac{7}{(x+3)^2 + 2}.$$

An antiderivative of the latter term can be found using [Theorem 5.6.20](#) and substitution:

$$\int \frac{7}{x^2 + 6x + 11} dx = \frac{7}{\sqrt{2}} \tan^{-1} \left( \frac{x+3}{\sqrt{2}} \right) + C.$$

Let's start at the beginning and put all of the steps together.

$$\int \frac{7x^2 + 31x + 54}{(x+1)(x^2 + 6x + 11)} dx$$

$$\begin{aligned}
&= \int \left( \frac{5}{x+1} + \frac{2x-1}{x^2+6x+11} \right) dx \\
&= \int \frac{5}{x+1} dx + \int \frac{2x+6}{x^2+6x+11} dx - \int \frac{7}{(x+3)^2+2} dx \\
&= 5 \ln|x+1| + \ln|x^2+6x+11| - \frac{7}{\sqrt{2}} \tan^{-1} \left( \frac{x+3}{\sqrt{2}} \right) + C.
\end{aligned}$$

As with many other problems in calculus, it is important to remember that one is not expected to “see” the final answer immediately after seeing the problem. Rather, given the initial problem, we break it down into smaller problems that are easier to solve. The final answer is a combination of the answers of the smaller problems.

Partial Fraction Decomposition is an important tool when dealing with rational functions. Note that at its heart, it is a technique of algebra, not calculus, as we are rewriting a fraction in a new form. Regardless, it is very useful in the realm of calculus as it lets us evaluate a certain set of “complicated” integrals.

Section 5.7 introduces new functions, called the Hyperbolic Functions. They will allow us to make substitutions similar to those found when studying Trigonometric Substitution, allowing us to approach even more integration problems.

Video solution



[youtu.be/watch?v=KNN0krvf1UE](https://youtu.be/watch?v=KNN0krvf1UE)

### 6.4.1 Exercises

#### Terms and Concepts

1. Partial Fraction Decomposition is a method of rewriting \_\_\_\_\_ functions.
2. (☐ True ☐ False) It is sometimes necessary to use polynomial division before using Partial Fraction Decomposition.

**Exercise Group.** Decompose without solving for the coefficients, as done in [Example 6.4.3](#).

3.  $\frac{1}{x^2 - 5x}$

5.  $\frac{x - 3}{x^2 - 7}$

4.  $\frac{4x + 8}{x^2 - 16}$

6.  $\frac{9x + 7}{x^3 + 6x}$

#### Problems

**Exercise Group.** Evaluate the indefinite integral.

7.  $\int \frac{5x - 14}{x^2 - 6x + 8} dx$

9.  $\int \frac{18}{5x^2 - 5} dx$

11.  $\int \frac{3x + 29}{(x + 7)^2} dx$

13.  $\int \frac{13x^2 + 53x + 54}{x(x + 3)^2} dx$

15.  $\int \frac{113x - 273x^2}{(5x - 4)(6x + 2)(9x - 1)} dx$

17.  $\int \frac{x^3}{x^2 + x - 42} dx$

19.  $\int \frac{1}{x^3 + 8x^2 + 19x} dx$

21.  $\int \frac{4x - 9x^2 + 65}{(x + 4)(3x^2 + 5x - 9)} dx$

23.  $\int \frac{(8)x^2 + (5)x - (9)}{(x + 8)(x^2 + 9)} dx$

25.  $\int \frac{6x^2 - 42x + 32}{(x - 4)(x^2 - 4x + 10)} dx$

8.  $\int -\frac{x + 15}{x^2 - 5x} dx$

10.  $\int \frac{6x + 28}{3x^2 + 28x + 9} dx$

12.  $\int \frac{9x + 48}{(x + 5)^2} dx$

14.  $\int \frac{81x^2 + 735x + 516}{(x + 1)(x + 6)(-5 - 8x)} dx$

16.  $\int \frac{x^2 + x - 5}{x^2 - 3x - 4} dx$

18.  $\int \frac{4x^2 - 32x + 84}{x^2 - 8x + 21} dx$

20.  $\int \frac{x^2 + 8x + 12}{x^2 + 6x + 11} dx$

22.  $\int \frac{7x^2 + 9x + 5}{(x + 1)(x^2 + 2x + 2)} dx$

24.  $\int \frac{x^2 + 18x - 194}{(x + 4)(x^2 - 2x + 26)} dx$

26.  $\int \frac{(9)x^2 - (41)x - (144)}{(x + 7)(x^2 - 10x + 27)} dx$

**Exercise Group.** Evaluate the definite integral.

27.  $\int_1^2 \frac{11x - 64}{(x - 4)(x - 8)} dx$

29.  $\int_{-1}^1 \frac{x^2 + 7x}{(x - 10)(x^2 + 6x + 10)} dx$

28.  $\int_0^2 \frac{38x - 15}{(5x + 3)(x + 6)} dx$

30.  $\int_0^1 \frac{x}{(x + 1)(x^2 + 2x + 1)} dx$

## 6.5 Improper Integration

We begin this section by considering the following definite integrals:

- $\int_0^{100} \frac{1}{1+x^2} dx \approx 1.5608$
- $\int_0^{1000} \frac{1}{1+x^2} dx \approx 1.5698$
- $\int_0^{10,000} \frac{1}{1+x^2} dx \approx 1.5707$

Notice how the integrand is  $1/(1+x^2)$  in each integral (which is sketched in Figure 6.5.1). As the upper bound gets larger, one would expect the “area under the curve” would also grow. While the definite integrals do increase in value as the upper bound grows, they are not increasing by much. In fact, consider:

$$\int_0^b \frac{1}{1+x^2} dx = \tan^{-1}(x) \Big|_0^b = \tan^{-1}(b) - \tan^{-1}(0) = \tan^{-1}(b).$$

As  $b \rightarrow \infty$ ,  $\tan^{-1}(b) \rightarrow \pi/2$ . Therefore it seems that as the upper bound  $b$  grows, the value of the definite integral  $\int_0^b \frac{1}{1+x^2} dx$  approaches  $\pi/2 \approx 1.5708$ . This should strike the reader as being a bit amazing: even though the curve extends “to infinity,” it has a finite amount of area underneath it.

When we defined the definite integral  $\int_a^b f(x) dx$ , we made two stipulations:

1. The interval over which we integrated,  $[a, b]$ , was a finite interval, and
2. The function  $f(x)$  was continuous on  $[a, b]$  (ensuring that the range of  $f$  was finite).

In this section we consider integrals where one or both of the above conditions do not hold. Such integrals are called *improper integrals*.

### 6.5.1 Improper Integrals with Infinite Bounds

**Definition 6.5.3** Improper Integrals with Infinite Bounds; Converge, Diverge.

1. Let  $f$  be a continuous function on  $[a, \infty)$ . Define

$$\int_a^\infty f(x) dx \text{ to be } \lim_{b \rightarrow \infty} \int_a^b f(x) dx.$$

2. Let  $f$  be a continuous function on  $(-\infty, b]$ . Define

$$\int_{-\infty}^b f(x) dx \text{ to be } \lim_{a \rightarrow -\infty} \int_a^b f(x) dx.$$

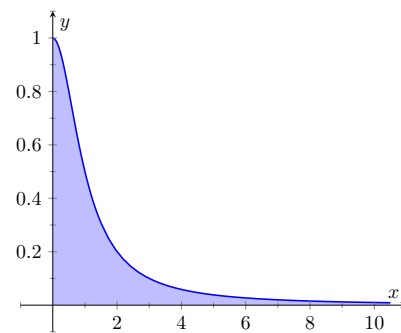
3. Let  $f$  be a continuous function on  $(-\infty, \infty)$ . Let  $c$  be any real number; define

$$\int_{-\infty}^\infty f(x) dx \text{ to be } \lim_{a \rightarrow -\infty} \int_a^c f(x) dx + \lim_{b \rightarrow \infty} \int_c^b f(x) dx.$$



[youtu.be/watch?v=HhBRqV7rt4I](https://youtu.be/watch?v=HhBRqV7rt4I)

**Figure 6.5.2** Video introduction to Section 6.5



**Figure 6.5.1** Graphing  $f(x) = \frac{1}{1+x^2}$

An improper integral is said to **converge** if its corresponding limit exists; otherwise, it **diverges**. The improper integral in part 3 converges if and only if both of its limits exist.

### Example 6.5.4 Evaluating improper integrals.

Evaluate the following improper integrals.

1.  $\int_1^{\infty} \frac{1}{x^2} dx$

3.  $\int_{-\infty}^0 e^x dx$

2.  $\int_1^{\infty} \frac{1}{x} dx$

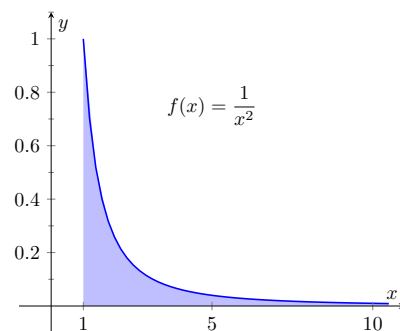
4.  $\int_{-\infty}^{\infty} \frac{1}{1+x^2} dx$

**Solution.**

1.

$$\begin{aligned} \int_1^{\infty} \frac{1}{x^2} dx &= \lim_{b \rightarrow \infty} \int_1^b \frac{1}{x^2} dx = \lim_{b \rightarrow \infty} \left. \frac{-1}{x} \right|_1^b \\ &= \lim_{b \rightarrow \infty} \frac{-1}{b} + 1 \\ &= 1. \end{aligned}$$

A graph of the area defined by this integral is given in Figure 6.5.5.

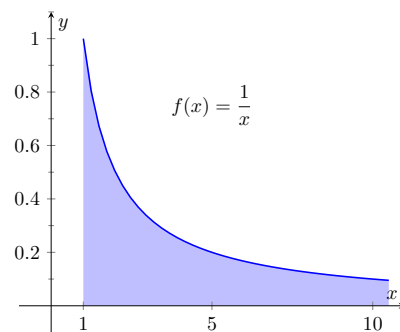


**Figure 6.5.5** A graph of  $f(x) = \frac{1}{x^2}$  in Example 6.5.4

2.

$$\begin{aligned} \int_1^{\infty} \frac{1}{x} dx &= \lim_{b \rightarrow \infty} \int_1^b \frac{1}{x} dx \\ &= \lim_{b \rightarrow \infty} \ln|x| \Big|_1^b \\ &= \lim_{b \rightarrow \infty} \ln(b) \\ &= \infty. \end{aligned}$$

The limit does not exist, hence the improper integral  $\int_1^{\infty} \frac{1}{x} dx$  diverges. Compare the graphs in Figures 6.5.5 and 6.5.6; notice how the graph of  $f(x) = 1/x$  is noticeably larger. This difference is enough to cause the improper integral to diverge.

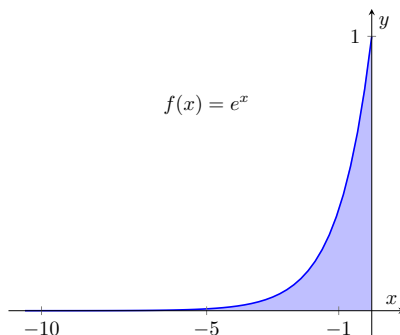


**Figure 6.5.6** A graph of  $f(x) = \frac{1}{x}$  in Example 6.5.4

3.

$$\begin{aligned} \int_{-\infty}^0 e^x dx &= \lim_{a \rightarrow -\infty} \int_a^0 e^x dx \\ &= \lim_{a \rightarrow -\infty} e^x \Big|_a^0 \\ &= \lim_{a \rightarrow -\infty} e^0 - e^a \\ &= 1. \end{aligned}$$

A graph of the area defined by this integral is given in Figure 6.5.7.



**Figure 6.5.7** A graph of  $f(x) = e^x$  in Example 6.5.4

4. We will need to break this into two improper integrals and choose a value of  $c$  as in part 3 of Definition 6.5.3. Any value of  $c$  is fine; we choose  $c = 0$ .

$$\begin{aligned}\int_{-\infty}^{\infty} \frac{1}{1+x^2} dx &= \lim_{a \rightarrow -\infty} \int_a^0 \frac{1}{1+x^2} dx + \lim_{b \rightarrow \infty} \int_0^b \frac{1}{1+x^2} dx \\ &= \lim_{a \rightarrow -\infty} \tan^{-1}(x) \Big|_a^0 + \lim_{b \rightarrow \infty} \tan^{-1}(x) \Big|_0^b \\ &= \lim_{a \rightarrow -\infty} (\tan^{-1}(0) - \tan^{-1}(a)) \\ &\quad + \lim_{b \rightarrow \infty} (\tan^{-1}(b) - \tan^{-1}(0)) \\ &= \left(0 - \frac{-\pi}{2}\right) + \left(\frac{\pi}{2} - 0\right).\end{aligned}$$

Each limit exists, hence the original integral converges and has value:

$$= \pi.$$

A graph of the area defined by this integral is given in Figure 6.5.8.

The previous section introduced L'Hospital's Rule, a method of evaluating limits that return indeterminate forms. It is not uncommon for the limits resulting from improper integrals to need this rule as demonstrated next.

#### Example 6.5.9 Improper integration and L'Hospital's Rule.

Evaluate the improper integral  $\int_1^{\infty} \frac{\ln(x)}{x^2} dx$ .

**Solution.** This integral will require the use of Integration by Parts. Let  $u = \ln(x)$  and  $dv = 1/x^2 dx$ . Then

$$\begin{aligned}\int_1^{\infty} \frac{\ln(x)}{x^2} dx &= \lim_{b \rightarrow \infty} \int_1^b \frac{\ln(x)}{x^2} dx \\ &= \lim_{b \rightarrow \infty} \left( -\frac{\ln(x)}{x} \Big|_1^b + \int_1^b \frac{1}{x^2} dx \right) \\ &= \lim_{b \rightarrow \infty} \left( -\frac{\ln(x)}{x} - \frac{1}{x} \right) \Big|_1^b \\ &= \lim_{b \rightarrow \infty} \left( -\frac{\ln(b)}{b} - \frac{1}{b} - (-\ln(1) - 1) \right).\end{aligned}$$

The  $1/b$  and  $\ln(1)$  terms go to 0, leaving  $\lim_{b \rightarrow \infty} -\frac{\ln(b)}{b} + 1$ . We need to evaluate  $\lim_{b \rightarrow \infty} \frac{\ln(b)}{b}$  with l'Hospital's Rule. We have:

$$\begin{aligned}\lim_{b \rightarrow \infty} \frac{\ln(b)}{b} &\stackrel{\text{by LHR}}{=} \lim_{b \rightarrow \infty} \frac{1/b}{1} \\ &= 0.\end{aligned}$$

Video solution



[youtu.be/watch?v=hXnmufZJ-E](https://youtu.be/watch?v=hXnmufZJ-E)

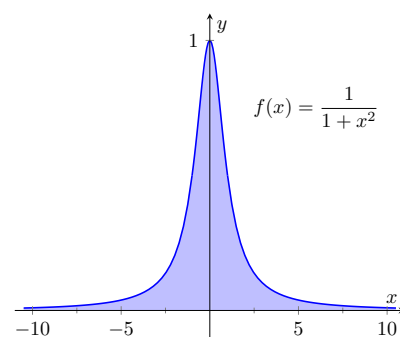


Figure 6.5.8 A graph of  $f(x) = \frac{1}{1+x^2}$  in Example 6.5.4

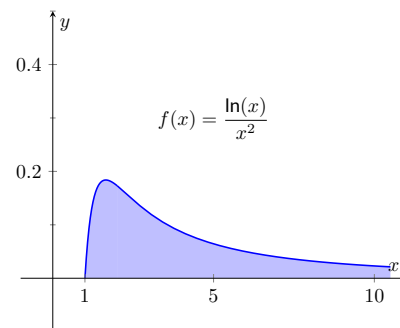


Figure 6.5.10 A graph of  $f(x) = \frac{\ln(x)}{x^2}$  in Example 6.5.9

Thus the improper integral evaluates as:

$$\int_1^{\infty} \frac{\ln(x)}{x^2} dx = 1.$$

Video solution



[youtu.be/watch?v=hKpXU3fFS6g](https://youtu.be/watch?v=hKpXU3fFS6g)

### 6.5.2 Improper Integrals with Infinite Range

We have just considered definite integrals where the interval of integration was infinite. We now consider another type of improper integration, where the range of the integrand is infinite.

#### Definition 6.5.11 Improper Integration with Infinite Range.

Let  $f(x)$  be a continuous function on  $[a, b]$  except at  $c$ ,  $a \leq c \leq b$ , where  $x = c$  is a vertical asymptote of  $f$ . Define

$$\int_a^b f(x) dx = \lim_{t \rightarrow c^-} \int_a^t f(x) dx + \lim_{t \rightarrow c^+} \int_t^b f(x) dx.$$

In Definition 6.5.11,  $c$  can be one of the endpoints ( $a$  or  $b$ ). In that case, there is only one limit to consider as part of the definition.

#### Example 6.5.12 Improper integration of functions with infinite range.

Evaluate the following improper integrals:

1.  $\int_0^1 \frac{1}{\sqrt{x}} dx$

2.  $\int_{-1}^1 \frac{1}{x^2} dx$

**Solution.**

1. A graph of  $f(x) = 1/\sqrt{x}$  is given in Figure 6.5.13. Notice that  $f$  has a vertical asymptote at  $x = 0$ ; in some sense, we are trying to compute the area of a region that has no “top.” Could this have a finite value?

$$\begin{aligned} \int_0^1 \frac{1}{\sqrt{x}} dx &= \lim_{a \rightarrow 0^+} \int_a^1 \frac{1}{\sqrt{x}} dx \\ &= \lim_{a \rightarrow 0^+} 2\sqrt{x} \Big|_a^1 \\ &= \lim_{a \rightarrow 0^+} 2(\sqrt{1} - \sqrt{a}) \\ &= 2. \end{aligned}$$

It turns out that the region does have a finite area even though it has no upper bound (strange things can occur in mathematics when considering the infinite).

2. The function  $f(x) = 1/x^2$  has a vertical asymptote at  $x = 0$ , as shown in Figure 6.5.14, so this integral is an improper integral. Let’s eschew using limits for a moment and proceed without recognizing the improper nature of the integral. This leads to:

$$\int_{-1}^1 \frac{1}{x^2} dx = -\frac{1}{x} \Big|_{-1}^1$$

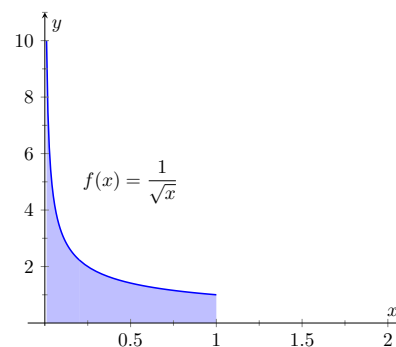


Figure 6.5.13 A graph of  $f(x) = \frac{1}{\sqrt{x}}$  in Example 6.5.12

$$\begin{aligned}
 &= -1 - (1) \\
 &= -2. (!)
 \end{aligned}$$

Clearly the area in question is above the  $x$ -axis, yet the area is supposedly negative! Why does our answer not match our intuition? To answer this, evaluate the integral using Definition 6.5.11.

$$\begin{aligned}
 \int_{-1}^1 \frac{1}{x^2} dx &= \lim_{t \rightarrow 0^-} \int_{-1}^t \frac{1}{x^2} dx + \lim_{t \rightarrow 0^+} \int_t^1 \frac{1}{x^2} dx \\
 &= \lim_{t \rightarrow 0^-} -\frac{1}{x} \Big|_{-1}^t + \lim_{t \rightarrow 0^+} -\frac{1}{x} \Big|_t^1 \\
 &= \lim_{t \rightarrow 0^-} -\frac{1}{t} - 1 + \lim_{t \rightarrow 0^+} -1 + \frac{1}{t} \\
 &\Rightarrow (\infty - 1) + (-1 + \infty).
 \end{aligned}$$

Neither limit converges hence the original improper integral diverges. The nonsensical answer we obtained by ignoring the improper nature of the integral is just that: nonsensical.

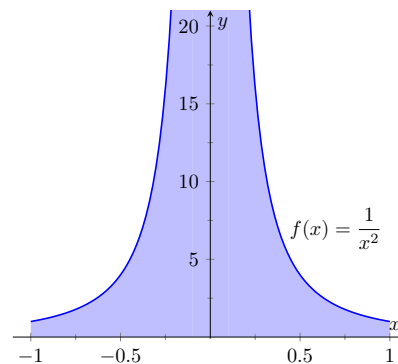


Figure 6.5.14 A graph of  $f(x) = \frac{1}{x^2}$  in Example 6.5.12

Video solution



[youtu.be/watch?v=F46oIXOBjAw](https://youtu.be/watch?v=F46oIXOBjAw)

### 6.5.3 Understanding Convergence and Divergence

Oftentimes we are interested in knowing simply whether or not an improper integral converges, and not necessarily the value of a convergent integral. We provide here several tools that help determine the convergence or divergence of improper integrals without integrating.

Our first tool is to understand the behavior of functions of the form  $\frac{1}{x^p}$ .

**Example 6.5.15 Improper integration of  $1/x^p$ .**

Determine the values of  $p$  for which  $\int_1^\infty \frac{1}{x^p} dx$  converges.

**Solution.** We begin by integrating and then evaluating the limit.

$$\begin{aligned}
 \int_1^\infty \frac{1}{x^p} dx &= \lim_{b \rightarrow \infty} \int_1^b \frac{1}{x^p} dx \\
 &= \lim_{b \rightarrow \infty} \int_1^b x^{-p} dx \quad (\text{assume } p \neq 1) \\
 &= \lim_{b \rightarrow \infty} \frac{1}{-p+1} x^{-p+1} \Big|_1^b \\
 &= \lim_{b \rightarrow \infty} \frac{1}{1-p} (b^{1-p} - 1^{1-p}).
 \end{aligned}$$

When does this limit converge — i.e., when is this limit *not*  $\infty$ ? This limit converges precisely when the power of  $b$  is less than 0: when  $1 - p < 0 \Rightarrow 1 < p$ .

Our analysis shows that if  $p > 1$ , then  $\int_1^\infty \frac{1}{x^p} dx$  converges. When  $p < 1$  the improper integral diverges; we showed in Example 6.5.4 that when  $p = 1$  the integral also diverges.

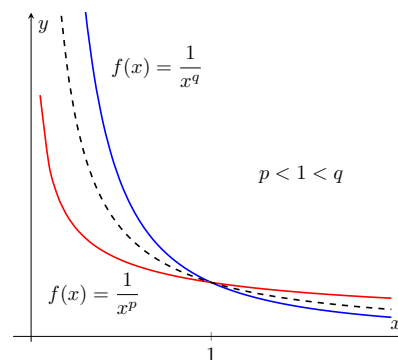


Figure 6.5.16 Plotting functions of the form  $1/x^p$  in Example 6.5.15



Figure 6.5.16 graphs  $y = 1/x$  with a dashed line, along with graphs of  $y = 1/x^p$ ,  $p < 1$ , and  $y = 1/x^q$ ,  $q > 1$ . Somehow the dashed line forms a dividing line between convergence and divergence.

The result of Example 6.5.15 provides an important tool in determining the convergence of other integrals. A similar result is proved in the exercises about improper integrals of the form  $\int_0^1 \frac{1}{x^p} dx$ . These results are summarized in the following Key Idea.

**Key Idea 6.5.17 Convergence of Improper Integrals involving  $1/x^p$ .**

1. The improper integral  $\int_1^\infty \frac{1}{x^p} dx$  converges when  $p > 1$  and diverges when  $p \leq 1$ .
2. The improper integral  $\int_0^1 \frac{1}{x^p} dx$  converges when  $p < 1$  and diverges when  $p \geq 1$ .

A basic technique in determining convergence of improper integrals is to compare an integrand whose convergence is unknown to an integrand whose convergence is known. We often use integrands of the form  $1/x^p$  to compare to as their convergence on certain intervals is known. This is described in the following theorem.

**Theorem 6.5.18 Direct Comparison Test for Improper Integrals.**

Let  $f$  and  $g$  be continuous on  $[a, \infty)$  where  $0 \leq f(x) \leq g(x)$  for all  $x$  in  $[a, \infty)$ .

1. If  $\int_a^\infty g(x) dx$  converges, then  $\int_a^\infty f(x) dx$  converges.
2. If  $\int_a^\infty f(x) dx$  diverges, then  $\int_a^\infty g(x) dx$  diverges.

**Example 6.5.19 Determining convergence of improper integrals.**

Determine the convergence of the following improper integrals.

1.  $\int_1^\infty e^{-x^2} dx$
2.  $\int_3^\infty \frac{1}{\sqrt{x^2 - x}} dx$

**Solution.**

1. The function  $f(x) = e^{-x^2}$  does not have an antiderivative expressible in terms of elementary functions, so we cannot integrate directly. It is comparable to  $g(x) = 1/x^2$ , and as demonstrated in Figure 6.5.20,  $e^{-x^2} < 1/x^2$  on  $[1, \infty)$ . We know from Key Idea 6.5.17 that  $\int_1^\infty \frac{1}{x^2} dx$  converges, hence  $\int_1^\infty e^{-x^2} dx$  also converges.

Video solution



[youtu.be/watch?v=-W8yESqieXA](https://youtu.be/watch?v=-W8yESqieXA)

We used the upper and lower bound of “1” in Key Idea 6.5.17 for convenience. It can be replaced by any  $a$  where  $a > 0$ .

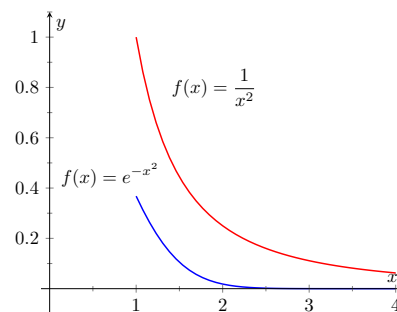


Figure 6.5.20 Graphs of  $f(x) = e^{-x^2}$  and  $f(x) = 1/x^2$  in Example 6.5.19

2. Note that for large values of  $x$ ,  $\frac{1}{\sqrt{x^2 - x}} \approx \frac{1}{\sqrt{x^2}} = \frac{1}{x}$ . We know from [Key Idea 6.5.17](#) and the subsequent note that  $\int_3^\infty \frac{1}{x} dx$  diverges, so we seek to compare the original integrand to  $1/x$ . It is easy to see that when  $x > 0$ , we have  $x = \sqrt{x^2} > \sqrt{x^2 - x}$ . Taking reciprocals reverses the inequality, giving

$$\frac{1}{x} < \frac{1}{\sqrt{x^2 - x}}.$$

Using [Theorem 6.5.18](#), we conclude that since  $\int_3^\infty \frac{1}{x} dx$  diverges,  $\int_3^\infty \frac{1}{\sqrt{x^2 - x}} dx$  diverges as well. [Figure 6.5.21](#) illustrates this.

Being able to compare “unknown” integrals to “known” integrals is very useful in determining convergence. However, some of our examples were a little “too nice.” For instance, it was convenient that  $\frac{1}{x} < \frac{1}{\sqrt{x^2 - x}}$ , but what if the “ $-x$ ” were replaced with a “ $+2x + 5$ ”? That is, what can we say about the convergence of  $\int_3^\infty \frac{1}{\sqrt{x^2 + 2x + 5}} dx$ ? We have  $\frac{1}{x} > \frac{1}{\sqrt{x^2 + 2x + 5}}$ , so we cannot use [Theorem 6.5.18](#).

In cases like this (and many more) it is useful to employ the following theorem.

**Theorem 6.5.22 Limit Comparison Test for Improper Integrals.**

Let  $f$  and  $g$  be continuous functions on  $[a, \infty)$  where  $f(x) > 0$  and  $g(x) > 0$  for all  $x$ . If

$$\lim_{x \rightarrow \infty} \frac{f(x)}{g(x)} = L, \quad 0 < L < \infty,$$

then

$$\int_a^\infty f(x) dx \text{ and } \int_a^\infty g(x) dx$$

either both converge or both diverge.

**Example 6.5.23 Determining convergence of improper integrals.**

Determine the convergence of  $\int_3^\infty \frac{1}{\sqrt{x^2 + 2x + 5}} dx$ .

**Solution.** As  $x$  gets large, the denominator of the integrand will begin to behave much like  $y = x$ . So we compare  $\frac{1}{\sqrt{x^2 + 2x + 5}}$  to  $\frac{1}{x}$  with the Limit Comparison Test:

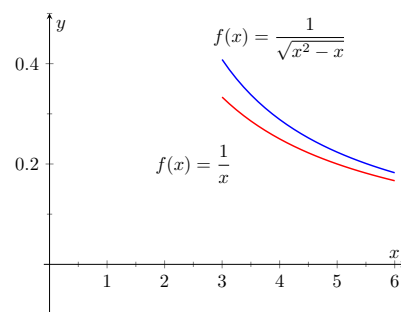
$$\lim_{x \rightarrow \infty} \frac{1/\sqrt{x^2 + 2x + 5}}{1/x} = \lim_{x \rightarrow \infty} \frac{x}{\sqrt{x^2 + 2x + 5}}.$$

The immediate evaluation of this limit returns  $\infty/\infty$ , an indeterminate

**Video solution**



[youtu.be/watch?v=356-QIN7fWA](https://youtu.be/watch?v=356-QIN7fWA)



**Figure 6.5.21** Graphs of  $f(x) = 1/\sqrt{x^2 - x}$  and  $f(x) = 1/x$  in [Example 6.5.19](#)

form. Using L'Hospital's Rule seems appropriate, but in this situation, it does not lead to useful results. (We encourage the reader to employ L'Hospital's Rule at least once to verify this.)

The trouble is the square root function. To get rid of it, we employ the following fact: If  $\lim_{x \rightarrow c} f(x) = L$ , then  $\lim_{x \rightarrow c} f(x)^2 = L^2$ . (This is true when either  $c$  or  $L$  is  $\infty$ .) So we consider now the limit

$$\lim_{x \rightarrow \infty} \frac{x^2}{x^2 + 2x + 5}.$$

This converges to 1, meaning the original limit also converged to 1. As  $x$  gets very large, the function  $\frac{1}{\sqrt{x^2 + 2x + 5}}$  looks very much like  $\frac{1}{x}$ .

Since we know that  $\int_3^\infty \frac{1}{x} dx$  diverges, by the Limit Comparison Test we know that  $\int_3^\infty \frac{1}{\sqrt{x^2 + 2x + 5}} dx$  also diverges. Figure 6.5.24 graphs  $f(x) = 1/\sqrt{x^2 + 2x + 5}$  and  $f(x) = 1/x$ , illustrating that as  $x$  gets large, the functions become indistinguishable.

Both the Direct and Limit Comparison Tests were given in terms of integrals over an infinite interval. There are versions that apply to improper integrals with an infinite range, but as they are a bit wordy and a little more difficult to employ, they are omitted from this text.

This chapter has explored many integration techniques. We learned Substitution, which “undoes” the Chain Rule of differentiation, as well as Integration by Parts, which “undoes” the Product Rule. We learned specialized techniques for handling trigonometric functions and introduced the hyperbolic functions, which are closely related to the trigonometric functions. All techniques effectively have this goal in common: rewrite the integrand in a new way so that the integration step is easier to see and implement.

As stated before, integration is, in general, hard. It is easy to write a function whose antiderivative is impossible to write in terms of elementary functions, and even when a function does have an antiderivative expressible by elementary functions, it may be really hard to discover what it is. The powerful computer algebra system *Mathematica*™ has approximately 1,000 pages of code dedicated to integration.

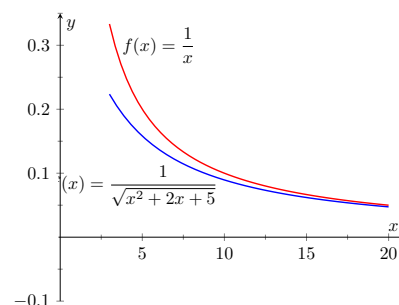
Do not let this difficulty discourage you. There is great value in learning integration techniques, as they allow one to manipulate an integral in ways that can illuminate a concept for greater understanding. There is also great value in understanding the need for good numerical techniques: the Trapezoidal and Simpson's Rules are just the beginning of powerful techniques for approximating the value of integration.

The next chapter stresses the uses of integration. We generally do not find antiderivatives for antiderivative's sake, but rather because they provide the solution to some type of problem. The following chapter introduces us to a number of different problems whose solution is provided by integration.

Video solution



[youtu.be/watch?v=nlr1A1Tmako](https://youtu.be/watch?v=nlr1A1Tmako)



**Figure 6.5.24** Graphing  $f(x) = \frac{1}{\sqrt{x^2 + 2x + 5}}$  and  $f(x) = \frac{1}{x}$  in Example 6.5.23

If you do need to use comparison for an improper integral with infinite range, it is generally wise to stick with direct comparison. Direct comparison will continue to work in more or less the way you expect; however, limit comparison is much more subtle, and prone to incorrect conclusions.

### 6.5.4 Exercises

#### Terms and Concepts

- The definite integral was defined with what two stipulations?
- If  $\lim_{b \rightarrow \infty} \int_0^b f(x) dx$  exists, then the integral  $\int_0^{\infty} f(x) dx$  is said to .
- If  $\int_1^{\infty} f(x) dx = 10$ , and  $0 \leq g(x) \leq f(x)$  for all  $x$ , then we know that  $\int_1^{\infty} g(x) dx$  .
- For what values of  $p$  will  $\int_1^{\infty} \frac{1}{x^p} dx$  converge?
  - $p < 1$
  - $p \leq 1$
  - $p > 1$
  - $p \geq 1$
- For what values of  $p$  will  $\int_{10}^{\infty} \frac{1}{x^p} dx$  converge?
  - $p < 1$
  - $p \leq 1$
  - $p > 1$
  - $p \geq 1$
- For what values of  $p$  will  $\int_0^1 \frac{1}{x^p} dx$  converge?
  - $p < 1$
  - $p \leq 1$
  - $p > 1$
  - $p \geq 1$

#### Problems

**Exercise Group.** In the following exercises, evaluate the given improper integral.

- |  |  |
|--|--|
| 7. $\int_0^{\infty} e^{5-2x} dx$                   | 8. $\int_1^{\infty} \frac{1}{x^3} dx$              |
| 9. $\int_1^{\infty} x^{-4} dx$                     | 10. $\int_{-\infty}^{\infty} \frac{1}{x^2 + 9} dx$ |
| 11. $\int_{-\infty}^0 2^x dx$                      | 12. $\int_{-\infty}^0 0.5^x dx$                    |
| 13. $\int_{-\infty}^{\infty} \frac{x}{x^2 + 1} dx$ | 14. $\int_3^{\infty} \frac{x}{x^2 - 4} dx$         |
| 15. $\int_2^{\infty} \frac{1}{(x-1)^2} dx$         | 16. $\int_1^2 \frac{1}{(x-1)^2} dx$                |

17.  $\int_2^{\infty} \frac{1}{x-1} dx$
19.  $\int_{-1}^1 \frac{1}{x} dx$
21.  $\int_0^{\pi} \sec^2(x) dx$
23.  $\int_0^{\infty} x e^{-x} dx$
25.  $\int_{-\infty}^{\infty} x e^{-x^2} dx$
27.  $\int_0^1 x \ln(x) dx$
29.  $\int_1^{\infty} \frac{\ln(x)}{x} dx$
31.  $\int_1^{\infty} \frac{\ln(x)}{x^2} dx$
33.  $\int_0^{\infty} e^{-x} \sin(x) dx$
18.  $\int_1^2 \frac{1}{x-1} dx$
20.  $\int_1^3 \frac{1}{x-2} dx$
22.  $\int_{-2}^1 \frac{1}{\sqrt{|x|}} dx$
24.  $\int_0^{\infty} x e^{-x^2} dx$
26.  $\int_{-\infty}^{\infty} \frac{1}{e^x + e^{-x}} dx$
28.  $\int_0^1 x^2 \ln(x) dx$
30.  $\int_0^1 \ln(x) dx$
32.  $\int_1^{\infty} \frac{\ln(x)}{\sqrt{x}} dx$
34.  $\int_0^{\infty} e^{-x} \cos(x) dx$

**Exercise Group.** In the following exercises, use the Direct Comparison Test or the Limit Comparison Test to determine whether the given definite integral converges or diverges. Clearly state what test is being used and what function the integrand is being compared to.

35.  $\int_{10}^{\infty} \frac{3}{\sqrt{3x^2 + 2x - 5}} dx$
37.  $\int_0^{\infty} \frac{\sqrt{x+3}}{\sqrt{x^3 - x^2 + x + 1}} dx$
39.  $\int_5^{\infty} e^{-x^2 + 3x + 1} dx$
41.  $\int_2^{\infty} \frac{1}{x^2 + \sin(x)} dx$
43.  $\int_0^{\infty} \frac{1}{x + e^x} dx$
36.  $\int_2^{\infty} \frac{4}{\sqrt{7x^3 - x}} dx$
38.  $\int_1^{\infty} e^{-x} \ln(x) dx$
40.  $\int_0^{\infty} \frac{\sqrt{x}}{e^x} dx$
42.  $\int_0^{\infty} \frac{x}{x^2 + \cos(x)} dx$
44.  $\int_0^{\infty} \frac{1}{e^x - x} dx$

## Chapter 7

# Applications of Integration

We begin this chapter with a reminder of a few key concepts from [Chapter 5](#). Let  $f$  be a continuous function on  $[a, b]$  which is partitioned into  $n$  equally spaced subintervals as

$$a = x_0 < x_1 < \cdots < x_n < x_n = b.$$

Let  $\Delta x = (b - a)/n$  denote the length of the subintervals, and let  $c_i$  be any  $x$ -value in the  $i$ th subinterval. [Definition 5.3.17](#) states that the sum

$$\sum_{i=1}^n f(c_i) \Delta x$$

is a *Riemann Sum*. Riemann Sums are often used to approximate some quantity (area, volume, work, pressure, etc.). The *approximation* becomes *exact* by taking the limit

$$\lim_{n \rightarrow \infty} \sum_{i=1}^n f(c_i) \Delta x.$$

[Theorem 5.3.26](#) connects limits of Riemann Sums to definite integrals:

$$\lim_{n \rightarrow \infty} \sum_{i=1}^n f(c_i) \Delta x = \int_a^b f(x) dx.$$

Finally, the Fundamental Theorem of Calculus states how definite integrals can be evaluated using antiderivatives.

This chapter employs the following technique to a variety of applications. Suppose the value  $Q$  of a quantity is to be calculated. We first approximate the value of  $Q$  using a Riemann Sum, then find the exact value via a definite integral. We spell out this technique in the following Key Idea.

### Key Idea 7.0.1 Application of Definite Integrals Strategy.

Let a quantity be given whose value  $Q$  is to be computed.

1. Divide the quantity into  $n$  smaller “subquantities” of value  $Q_i$ .
2. Identify a variable  $x$  and function  $f(x)$  such that each subquantity can be approximated with the product  $f(c_i) \Delta x$ , where  $\Delta x$  represents a small change in  $x$ . Thus  $Q_i \approx f(c_i) \Delta x$ . A sample approximation  $f(c_i) \Delta x$  of  $Q_i$  is called a *differential element*.

3. Recognize that  $Q = \sum_{i=1}^n Q_i \approx \sum_{i=1}^n f(c_i) \Delta x$ , which is a Riemann Sum.

4. Taking the appropriate limit gives  $Q = \int_a^b f(x) dx$

This Key Idea will make more sense after we have had a chance to use it several times. We begin with Area Between Curves, which we addressed briefly in Section 5.4.

## 7.1 Area Between Curves

We are often interested in knowing the area of a region. Forget momentarily that we addressed this already in Section 5.4 and approach it instead using the technique described in Key Idea 7.0.1.

Let  $Q$  be the area of a region bounded by continuous functions  $f$  and  $g$ . If we break the region into many subregions, we have an obvious equation:

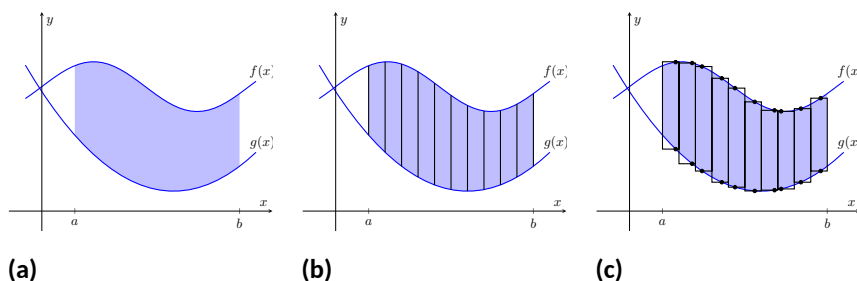
Total Area = sum of the areas of the subregions.

The issue to address next is how to systematically break a region into subregions. A graph will help. Consider Figure 7.1.2(a) where a region between two curves is shaded. While there are many ways to break this into subregions, one particularly efficient way is to “slice” it vertically, as shown in Figure 7.1.2(b), into  $n$  equally spaced slices.

We now approximate the area of a slice. Again, we have many options, but using a rectangle seems simplest. Picking any  $x$ -value  $c_i$  in the  $i$ th slice, we set the height of the rectangle to be  $f(c_i) - g(c_i)$ , the difference of the corresponding  $y$ -values. The width of the rectangle is a small difference in  $x$ -values, which we represent with  $\Delta x$ . Figure 7.1.2(c) shows sample points  $c_i$  chosen in each subinterval and appropriate rectangles drawn. (Each of these rectangles represents a differential element.) Each slice has an area approximately equal to  $(f(c_i) - g(c_i))\Delta x$ ; hence, the total area is approximately the Riemann Sum

$$Q = \sum_{i=1}^n (f(c_i) - g(c_i))\Delta x.$$

Taking the limit as  $n \rightarrow \infty$  gives the exact area as  $\int_a^b (f(x) - g(x)) dx$ .



**Figure 7.1.2** Subdividing a region into vertical slices and approximating the areas with rectangles

### Theorem 7.1.3 Area Between Curves (restatement of Theorem 5.4.23).

Let  $f(x)$  and  $g(x)$  be continuous functions defined on  $[a, b]$  where  $f(x) \geq g(x)$  for all  $x$  in  $[a, b]$ . The area of the region bounded by the



[youtu.be/watch?v=HAWBGypgKoQ](https://youtu.be/watch?v=HAWBGypgKoQ)

**Figure 7.1.1** Video introduction to Section 7.1

curves  $y = f(x)$ ,  $y = g(x)$  and the lines  $x = a$  and  $x = b$  is

$$\int_a^b (f(x) - g(x)) dx.$$

#### Example 7.1.4 Finding area enclosed by curves.

Find the area of the region bounded by  $f(x) = \sin(x) + 2$ ,  $g(x) = \frac{1}{2} \cos(2x) - 1$ ,  $x = 0$  and  $x = 4\pi$ , as shown in Figure 7.1.5.

**Solution.** The graph verifies that the upper boundary of the region is given by  $f$  and the lower bound is given by  $g$ . Therefore the area of the region is the value of the integral

$$\begin{aligned} \int_0^{4\pi} (f(x) - g(x)) dx &= \int_0^{4\pi} \left( \sin(x) + 2 - \left( \frac{1}{2} \cos(2x) - 1 \right) \right) dx \\ &= -\cos(x) - \frac{1}{4} \sin(2x) + 3x \Big|_0^{4\pi} \\ &= 12\pi \approx 37.7 \text{ units}^2. \end{aligned}$$

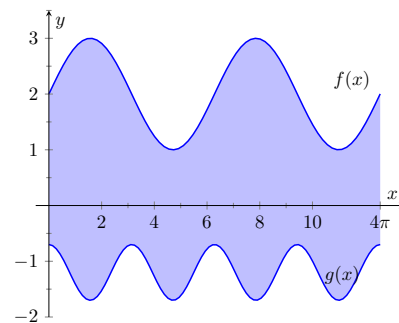


Figure 7.1.5 Graphing an enclosed region in Example 7.1.4

Video solution



[youtu.be/watch?v=qbhOWW70UyM](https://youtu.be/watch?v=qbhOWW70UyM)

#### Example 7.1.6 Finding total area enclosed by curves.

Find the total area of the region enclosed by the functions  $f(x) = -2x + 5$  and  $g(x) = x^3 - 7x^2 + 12x - 3$  as shown in Figure 7.1.7.

**Solution.** A quick calculation shows that  $f = g$  at  $x = 1, 2$  and  $4$ . One can proceed thoughtlessly by computing  $\int_1^4 (f(x) - g(x)) dx$ , but this ignores the fact that on  $[1, 2]$ ,  $g(x) > f(x)$ . (In fact, the thoughtless integration returns  $-9/4$ , hardly the expected value of an *area*.) Thus we compute the total area by breaking the interval  $[1, 4]$  into two subintervals,  $[1, 2]$  and  $[2, 4]$  and using the proper integrand in each.

$$\begin{aligned} \text{Total Area} &= \int_1^2 (g(x) - f(x)) dx + \int_2^4 (f(x) - g(x)) dx \\ &= \int_1^2 (x^3 - 7x^2 + 14x - 8) dx + \int_2^4 (-x^3 + 7x^2 - 14x + 8) dx \\ &= 5/12 + 8/3 \\ &= 37/12 = 3.083 \text{ units}^2. \end{aligned}$$

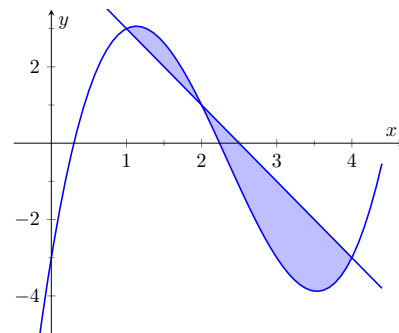


Figure 7.1.7 Graphing a region enclosed by two functions in Example 7.1.6

The previous example makes note that we are expecting area to be *positive*. When first learning about the definite integral, we interpreted it as “signed area under the curve,” allowing for “negative area.” That doesn’t apply here; area is to be positive.

The previous example also demonstrates that we often have to break a given region into subregions before applying Theorem 7.1.3. The following example shows another situation where this is applicable, along with an alternate view of applying the Theorem.

Video solution



[youtu.be/watch?v=4wap7fFasZk](https://youtu.be/watch?v=4wap7fFasZk)



**Example 7.1.8 Finding area: integrating with respect to  $y$ .**

Find the area of the region enclosed by the functions  $y = \sqrt{x} + 2$ ,  $y = -(x - 1)^2 + 3$  and  $y = 2$ , as shown in Figure 7.1.9.

**Solution.** We give two approaches to this problem. In the first approach, we notice that the region's "top" is defined by two different curves. On  $[0, 1]$ , the top function is  $y = \sqrt{x} + 2$ ; on  $[1, 2]$ , the top function is  $y = -(x - 1)^2 + 3$ .

Thus we compute the area as the sum of two integrals:

$$\begin{aligned}\text{Total Area} &= \int_0^1 ((\sqrt{x} + 2) - 2) dx + \int_1^2 ((-(x - 1)^2 + 3) - 2) dx \\ &= 2/3 + 2/3 \\ &= 4/3.\end{aligned}$$

The second approach is clever and very useful in certain situations. We are used to viewing curves as functions of  $x$ ; we input an  $x$ -value and a  $y$ -value is returned. Some curves can also be described as functions of  $y$ : input a  $y$ -value and an  $x$ -value is returned. We can rewrite the equations describing the boundary by solving for  $x$ :

$$y = \sqrt{x} + 2 \Rightarrow x = (y - 2)^2$$

$$y = -(x - 1)^2 + 3 \Rightarrow x = \sqrt{3 - y} + 1.$$

Figure 7.1.10 shows the region with the boundaries relabeled. A differential element, a horizontal rectangle, is also pictured. The width of the rectangle is a small change in  $y$ :  $\Delta y$ . The height of the rectangle is a difference in  $x$ -values. The "top"  $x$ -value is the largest value, i.e., the rightmost. The "bottom"  $x$ -value is the smaller, i.e., the leftmost. Therefore the height of the rectangle is

$$(\sqrt{3 - y} + 1) - (y - 2)^2.$$

The area is found by integrating the above function with respect to  $y$  with the appropriate bounds. We determine these by considering the  $y$ -values the region occupies. It is bounded below by  $y = 2$ , and bounded above by  $y = 3$ . That is, both the "top" and "bottom" functions exist on the  $y$  interval  $[2, 3]$ . Thus

$$\begin{aligned}\text{Total Area} &= \int_2^3 (\sqrt{3 - y} + 1 - (y - 2)^2) dy \\ &= \left( -\frac{2}{3}(3 - y)^{3/2} + y - \frac{1}{3}(y - 2)^3 \right) \Big|_2^3 \\ &= 4/3.\end{aligned}$$

This calculus-based technique of finding area can be useful even with shapes that we normally think of as "easy." Example 7.1.11 computes the area of a triangle. While the formula " $\frac{1}{2} \times \text{base} \times \text{height}$ " is well known, in arbitrary triangles it can be nontrivial to compute the height. Calculus makes the problem simple.

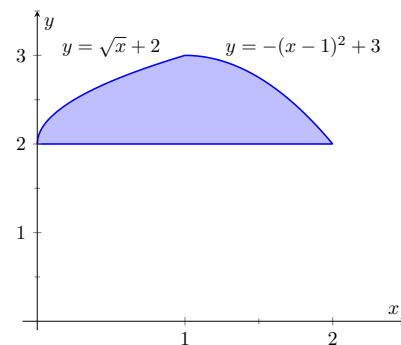


Figure 7.1.9 Graphing a region for Example 7.1.8

**Video solution**

[youtu.be/watch?v=GhdqEHPbPm0](https://youtu.be/watch?v=GhdqEHPbPm0)

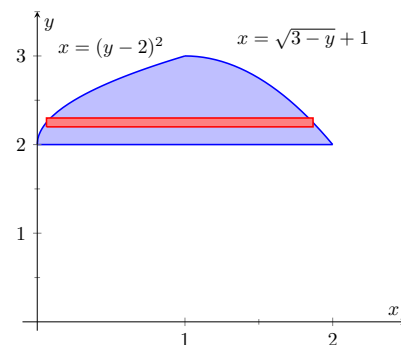


Figure 7.1.10 The region used in Example 7.1.8 with boundaries relabeled as functions of  $y$

**Example 7.1.11 Finding the area of a triangle.**

Compute the area of the regions bounded by the lines  $y = x + 1$ ,  $y = -2x + 7$  and  $y = -\frac{1}{2}x + \frac{5}{2}$ , as shown in Figure 7.1.12.

**Solution.** Recognize that there are two “top” functions to this region, causing us to use two definite integrals.

$$\begin{aligned}\text{Total Area} &= \int_1^2 \left( (x+1) - \left(-\frac{1}{2}x + \frac{5}{2}\right) \right) dx \\ &\quad + \int_2^3 \left( (-2x+7) - \left(-\frac{1}{2}x + \frac{5}{2}\right) \right) dx \\ &= 3/4 + 3/4 \\ &= 3/2.\end{aligned}$$

We can also approach this by converting each function into a function of  $y$ . This also requires 2 integrals, so there isn’t really any advantage to doing so. We do it here for demonstration purposes.

The “top” function is always  $x = \frac{7-y}{2}$  while there are two “bottom” functions. Being mindful of the proper integration bounds, we have

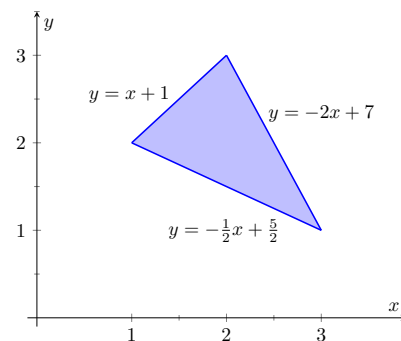
$$\begin{aligned}\text{Total Area} &= \int_1^2 \left( \frac{7-y}{2} - (5-2y) \right) dy + \int_2^3 \left( \frac{7-y}{2} - (y-1) \right) dy \\ &= 3/4 + 3/4 \\ &= 3/2.\end{aligned}$$

Of course, the final answer is the same. (It is interesting to note that the area of all 4 subregions used is  $3/4$ . This is coincidental.)

While we have focused on producing exact answers, we are also able to make approximations using the principle of Theorem 7.1.3. The integrand in the theorem is a distance (“top minus bottom”); integrating this distance function gives an area. By taking discrete measurements of distance, we can approximate an area using numerical integration techniques developed in Section 5.5. The following example demonstrates this.

**Example 7.1.13 Numerically approximating area.**

To approximate the area of a lake, shown in Figure 7.1.14(a), the “length” of the lake is measured at 200-foot increments, as shown in Figure 7.1.14(b). The lengths are given in hundreds of feet. Approximate the area of the lake.

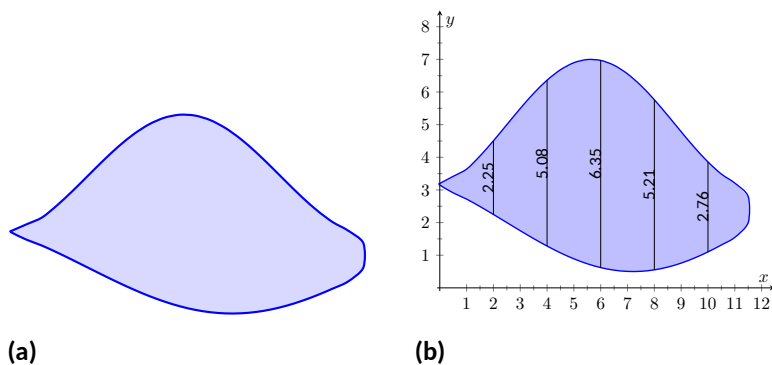


**Figure 7.1.12** Graphing a triangular region in Example 7.1.11

Video solution



[youtu.be/watch?v=tdFHE8cjDAY](https://youtu.be/watch?v=tdFHE8cjDAY)



**Figure 7.1.14** (a) A sketch of a lake, and (b) the lake with length measurements

**Solution.** The measurements of length can be viewed as measuring “top minus bottom” of two functions. The exact answer is found by integrating  $\int_0^{12} (f(x) - g(x)) dx$ , but of course we don’t know the functions  $f$  and  $g$ . Our discrete measurements instead allow us to approximate. We have the following data points:

$$(0, 0), (2, 2.25), (4, 5.08), (6, 6.35), (8, 5.21), (10, 2.76), (12, 0).$$

We also have that  $\Delta x = \frac{b-a}{n} = 2$ , so Simpson’s Rule gives

$$\begin{aligned} \text{Area} &\approx \frac{2}{3} \left( 1 \cdot 0 + 4 \cdot 2.25 + 2 \cdot 5.08 + 4 \cdot 6.35 + 2 \cdot 5.21 + 4 \cdot 2.76 + 1 \cdot 0 \right) \\ &= 44.01\bar{3} \text{ units}^2. \end{aligned}$$

Since the measurements are in hundreds of feet, square units are given by  $(100 \text{ ft})^2 = 10,000 \text{ ft}^2$ , giving a total area of  $440,133 \text{ ft}^2$ . (Since we are approximating, we’d likely say the area was about  $440,000 \text{ ft}^2$ , which is a little more than 10 acres.)

In the next section we apply our applications of integration techniques to finding the volumes of certain solids.

## 7.1.1 Exercises

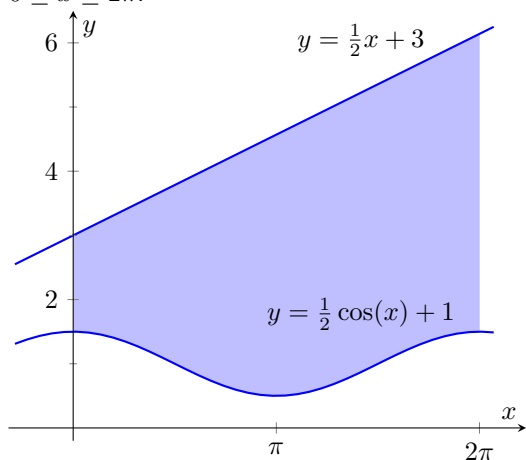
## Terms and Concepts

1. The area between curves is always positive. (☐ True ☐ False)
2. Calculus can be used to find the area of basic geometric shapes. (☐ True ☐ False)
3. In your own words, describe how to find the total area enclosed by  $y = f(x)$  and  $y = g(x)$ .
4. Describe a situation where it is advantageous to find an area enclosed by curves through integration with respect to  $y$  instead of  $x$ .

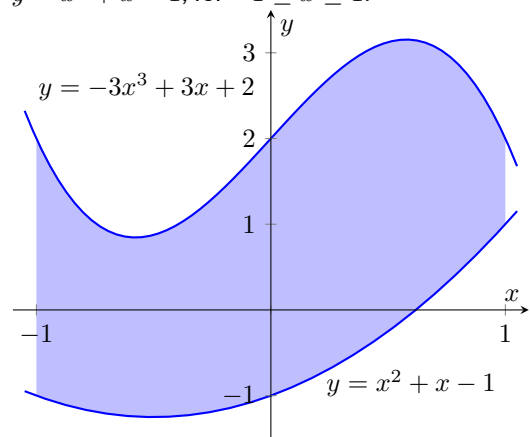
## Problems

**Exercise Group.** In the following exercises, find the area of the shaded region in the given graph.

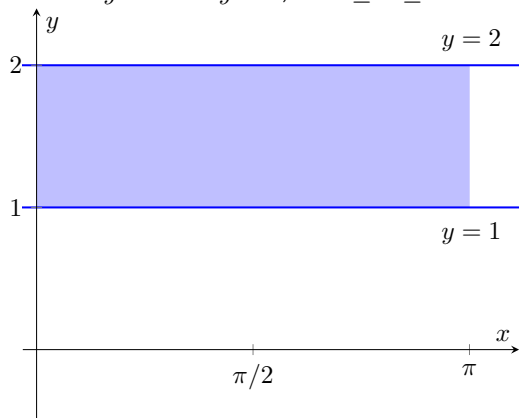
5. Between  $y = \frac{1}{2}x + 3$  and  $y = \frac{1}{2}\cos(x) + 1$ , for  $0 \leq x \leq 2\pi$ .



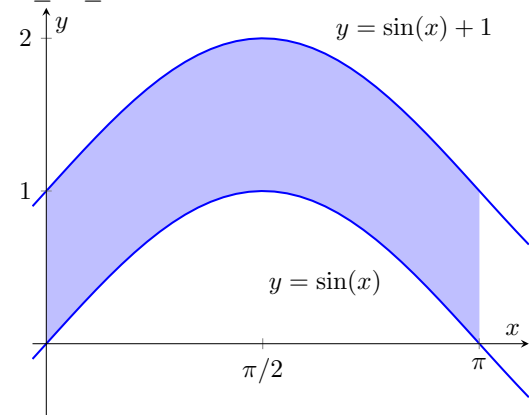
6. Between  $y = -3x^3 + 3x + 2$  and  $y = x^2 + x - 1$ , for  $-1 \leq x \leq 1$ .



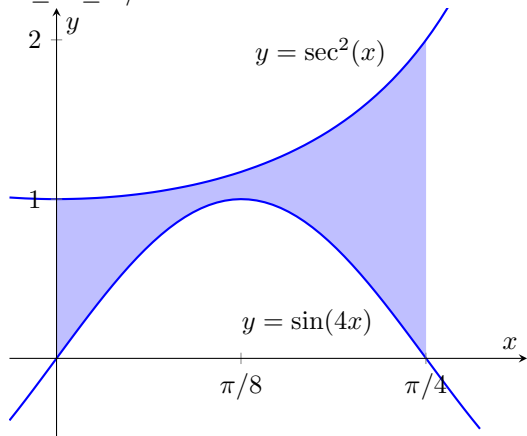
7. Between  $y = 1$  and  $y = 2$ , for  $0 \leq x \leq \pi$ .



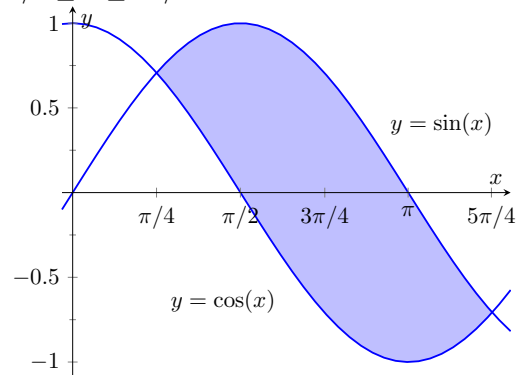
8. Between  $y = \sin(x) + 1$  and  $y = \sin(x)$ , for  $0 \leq x \leq \pi$ .



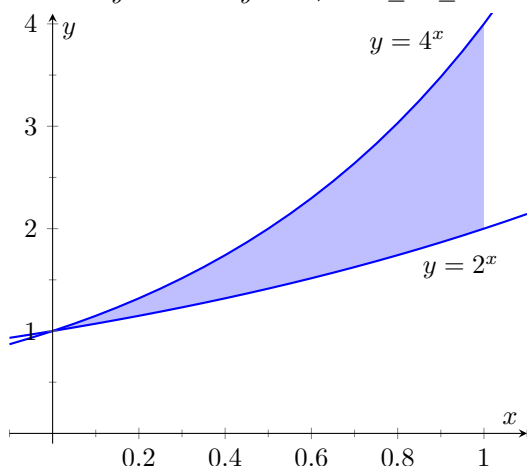
9. Between  $y = \sin(4x)$  and  $y = \sec^2(x)$ , for  $0 \leq x \leq \pi/4$ .



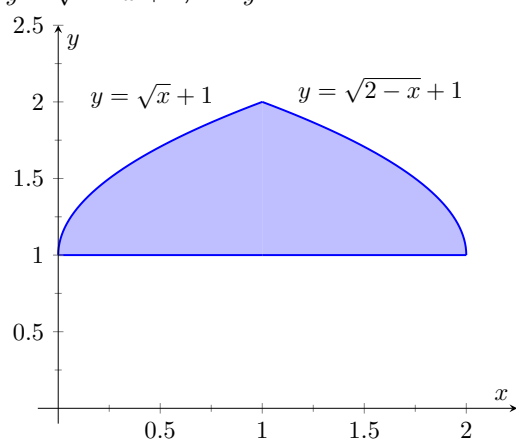
10. Between  $y = \sin(x)$  and  $y = \cos(x)$ , for  $\pi/4 \leq x \leq 5\pi/4$ .



11. Between  $y = 2^x$  and  $y = 4^x$ , for  $0 \leq x \leq 1$ .



12. Bounded by the curves  $y = \sqrt{x} + 1$ ,  $y = \sqrt{2-x} + 1$ , and  $y = 1$ .



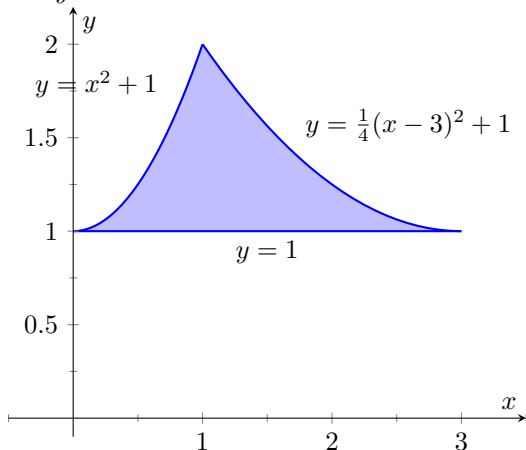
**Exercise Group.** In the following exercises, find the total area enclosed by the functions  $f$  and  $g$ .

13.  $f(x) = 2x^2 + 5x - 3$ ,  $g(x) = x^2 + 4x - 1$       14.  $f(x) = x^2 - 3x + 2$ ,  $g(x) = -3x + 3$   
 15.  $f(x) = \sin(x)$ ,  $g(x) = 2x/\pi$       16.  $f(x) = x^3 - 4x^2 + x - 1$ ,  $g(x) = -x^2 + 2x - 4$   
 17.  $f(x) = x$ ,  $g(x) = \sqrt{x}$       18.  $f(x) = -x^3 + 5x^2 + 2x + 1$ ,  
 $g(x) = 3x^2 + x + 3$
19. The functions  $f(x) = \cos(x)$  and  $g(x) = \sin x$  intersect infinitely many times, forming an infinite number of repeated, enclosed regions. Find the areas of these regions.
20. The functions  $f(x) = \cos(2x)$  and  $g(x) = \sin(x)$  intersect infinitely many times, forming an infinite number of repeated, enclosed regions. Find the areas of these regions.

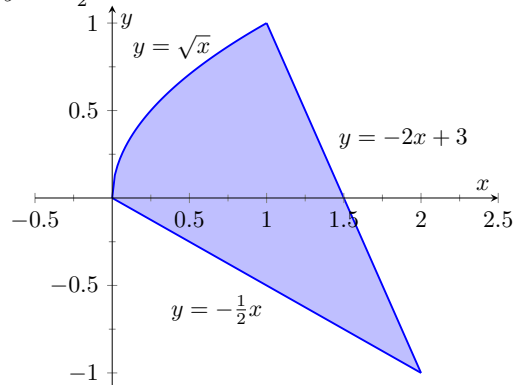
**Exercise Group.** In the following exercises, find the area of the enclosed region in two ways:

- (a) by treating the boundaries as functions of  $x$ , and  
 (b) by treating the boundaries as functions of  $y$ .

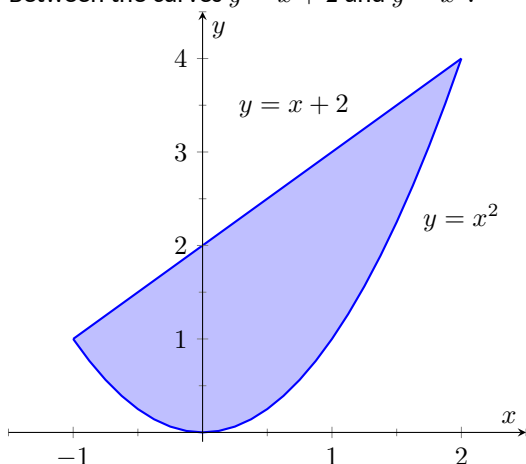
21. Bounded by  $y = x^2 + 1$ ,  $y = \frac{1}{4}(x - 3)^2 + 1$ , and  $y = 1$ .



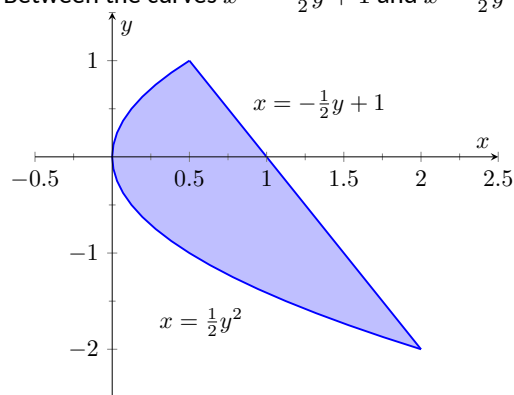
22. Bounded by  $y = \sqrt{x}$ ,  $y = -2x + 3$ , and  $y = -\frac{1}{2}x$ .



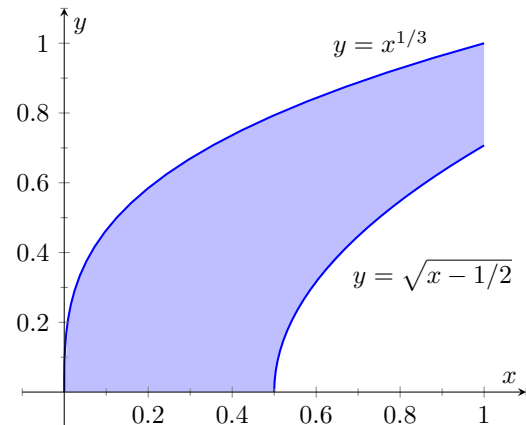
23. Between the curves  $y = x + 2$  and  $y = x^2$ .



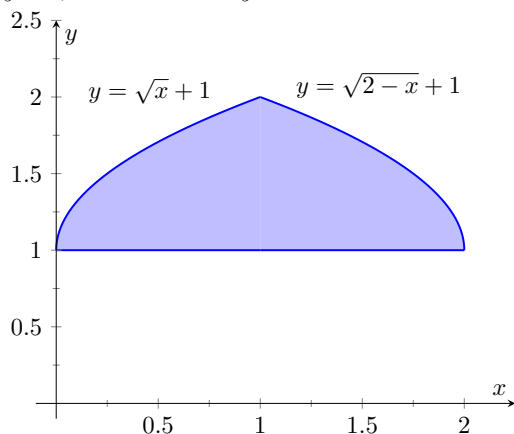
24. Between the curves  $x = -\frac{1}{2}y + 1$  and  $x = \frac{1}{2}y^2$ .



25. Bounded by  $y = x^{1/3}$ ,  $y = \sqrt{x - 1/2}$ ,  $y = 0$ , and  $x = 1$ .

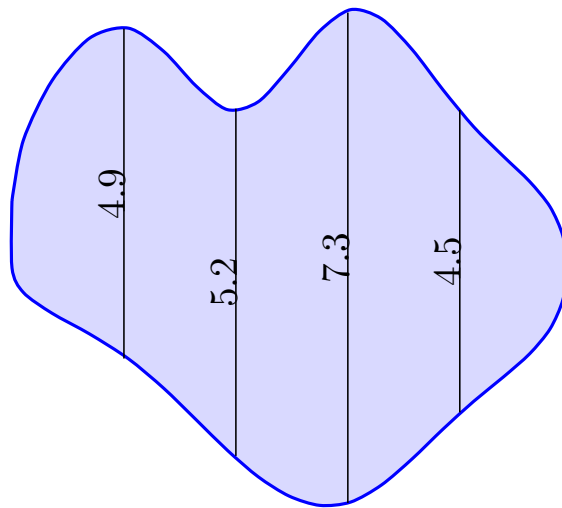


26. Bounded by the curves  $y = \sqrt{x} + 1$ ,  $y = \sqrt{2 - x} + 1$ , and  $y = 1$ .

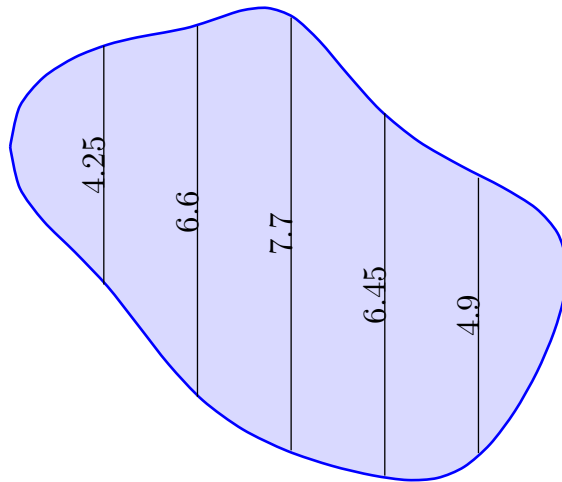


**Exercise Group.** In the following exercises, find the area of the triangle formed by the given three points.

27.  $(1, 1)$ ,  $(2, 3)$ , and  $(3, 3)$   
 28.  $(-1, 1)$ ,  $(1, 3)$ , and  $(2, -1)$   
 29.  $(1, 1)$ ,  $(3, 3)$ , and  $(0, 4)$   
 30.  $(0, 0)$ ,  $(2, 5)$ , and  $(5, 2)$   
 31. Use the Trapezoidal Rule to approximate the area of the pictured lake whose lengths, in hundreds of feet, are measured in 100-foot increments.



32. Use Simpson's Rule to approximate the area of the pictured lake whose lengths, in hundreds of feet, are measured in 200-foot increments.



## 7.2 Volume by Cross-Sectional Area; Disk and Washer Methods

The volume of a general right cylinder, as shown in Figure 7.2.1, is

$$\text{Area of the base} \times \text{height}.$$

We can use this fact as the building block in finding volumes of a variety of shapes.

Given an arbitrary solid, we can *approximate* its volume by cutting it into  $n$  thin slices. When the slices are thin, each slice can be approximated well by a general right cylinder. Thus the volume of each slice is approximately its cross-sectional area  $\times$  thickness. (These slices are the differential elements.)

By orienting a solid along the  $x$ -axis, we can let  $A(x_i)$  represent the cross-sectional area of the  $i$ th slice, and let  $\Delta x_i$  represent the thickness of this slice (the thickness is a small change in  $x$ ). The total volume of the solid is approximately:

$$\begin{aligned} \text{Volume} &\approx \sum_{i=1}^n [\text{Area} \times \text{thickness}] \\ &= \sum_{i=1}^n A(x_i) \Delta x_i. \end{aligned}$$

Recognize that this is a Riemann Sum. By taking a limit (as the thickness of the slices goes to 0) we can find the volume exactly.

### Theorem 7.2.3 Volume By Cross-Sectional Area.

The volume  $V$  of a solid, oriented along the  $x$ -axis with cross-sectional area  $A(x)$  from  $x = a$  to  $x = b$ , is

$$V = \int_a^b A(x) dx.$$

### Example 7.2.4 Finding the volume of a solid.

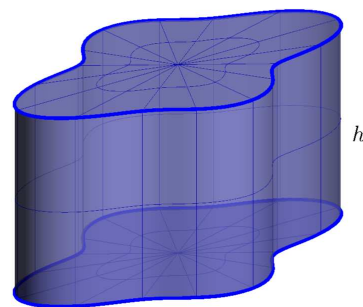
Find the volume of a pyramid with a square base of side length 10 in and a height of 5 in.

**Solution.** There are many ways to “orient” the pyramid along the  $x$ -axis; Figure 7.2.5 gives one such way, with the pointed top of the pyramid at the origin and the  $x$ -axis going through the center of the base.

Each cross section of the pyramid is a square; this is a sample differential element. To determine its area  $A(x)$ , we need to determine the side lengths of the square.

When  $x = 5$ , the square has side length 10; when  $x = 0$ , the square has side length 0. Since the edges of the pyramid are lines, it is easy to figure that each cross-sectional square has side length  $2x$ , giving  $A(x) = (2x)^2 = 4x^2$ .

If one were to cut a slice out of the pyramid at  $x = 3$ , as shown in Figure 7.2.6, one would have a shape with square bottom and top with sloped sides. If the slice were thin, both the bottom and top squares would have sides lengths of about 6, and thus the cross-sectional area of the bottom and top would be about  $36 \text{ in}^2$ . Letting  $\Delta x_i$  represent the thickness of the slice, the volume of this slice would then be about



base area =  $A$

$$\text{Volume} = A \cdot h$$

Figure 7.2.1 The volume of a general right cylinder



[youtu.be/watch?v=jx9XyQKDaP4](https://youtu.be/watch?v=jx9XyQKDaP4)

Figure 7.2.2 Video introduction to Section 7.2

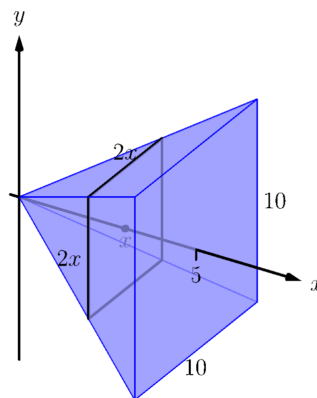


Figure 7.2.5 Orienting a pyramid along the  $x$ -axis in Example 7.2.4



$$36\Delta x_i \text{ in}^3.$$

Cutting the pyramid into  $n$  slices divides the total volume into  $n$  equally-spaced smaller pieces, each with volume  $(2x_i)^2 \Delta x$ , where  $x_i$  is the approximate location of the slice along the  $x$ -axis and  $\Delta x$  represents the thickness of each slice. One can approximate total volume of the pyramid by summing up the volumes of these slices:

$$\text{Approximate volume} = \sum_{i=1}^n (2x_i)^2 \Delta x.$$

Taking the limit as  $n \rightarrow \infty$  gives the actual volume of the pyramid; recognizing this sum as a Riemann Sum allows us to find the exact answer using a definite integral, matching the definite integral given by [Theorem 7.2.3](#).

We have

$$\begin{aligned} V &= \lim_{n \rightarrow \infty} \sum_{i=1}^n (2x_i)^2 \Delta x \\ &= \int_0^5 4x^2 dx \\ &= \left. \frac{4}{3}x^3 \right|_0^5 \\ &= \frac{500}{3} \text{ in}^3 \approx 166.67 \text{ in}^3. \end{aligned}$$

We can check our work by consulting the general equation for the volume of a pyramid (see the back cover under “Volume of A General Cone”):

$$\frac{1}{3} \times \text{area of base} \times \text{height}.$$

Certainly, using this formula from geometry is faster than our new method, but the calculus-based method can be applied to much more than just cones.

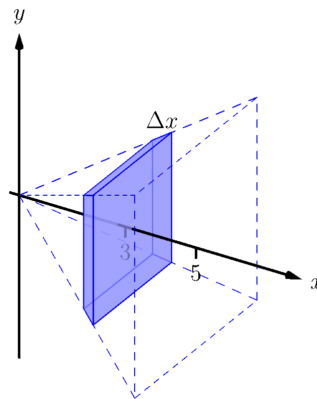
An important special case of [Theorem 7.2.3](#) is when the solid is a *solid of revolution*, that is, when the solid is formed by rotating a shape around an axis.

Start with a function  $y = f(x)$  from  $x = a$  to  $x = b$ . Revolving this curve about a horizontal axis creates a three-dimensional solid whose cross sections are disks (thin circles). Let  $R(x)$  represent the radius of the cross-sectional disk at  $x$ ; the area of this disk is  $\pi R(x)^2$ . Applying [Theorem 7.2.3](#) gives the Disk Method.

#### Key Idea 7.2.7 The Disk Method.

Let a solid be formed by revolving the curve  $y = f(x)$  from  $x = a$  to  $x = b$  around a horizontal axis, and let  $R(x)$  be the radius of the cross-sectional disk at  $x$ . The volume of the solid is

$$V = \pi \int_a^b R(x)^2 dx.$$



**Figure 7.2.6** Cutting a slice in the pyramid in [Example 7.2.4](#) at  $x = 3$

Video solution



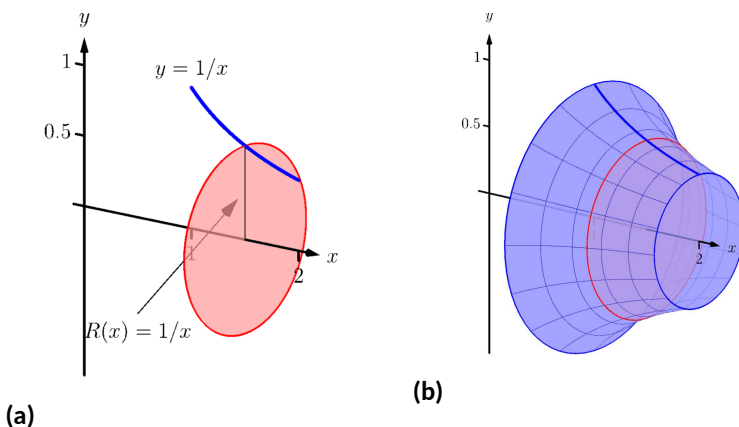
[youtu.be/watch?v=JeQve79KVDE](https://youtu.be/watch?v=JeQve79KVDE)

**Example 7.2.8 Finding volume using the Disk Method.**

Find the volume of the solid formed by revolving the curve  $y = 1/x$ , from  $x = 1$  to  $x = 2$ , around the  $x$ -axis.

**Solution.** A sketch can help us understand this problem. In [Figure 7.2.9\(a\)](#), the curve  $y = 1/x$  is sketched along with the differential element — a disk — at  $x$  with radius  $R(x) = 1/x$ . In [Figure 7.2.9\(b\)](#) the whole solid is pictured, along with the differential element.

The volume of the differential element shown in [Figure 7.2.9\(a\)](#) is approximately  $\pi R(x_i)^2 \Delta x$ , where  $R(x_i)$  is the radius of the disk shown and  $\Delta x$  is the thickness of that slice. The radius  $R(x_i)$  is the distance from the  $x$ -axis to the curve, hence  $R(x_i) = 1/x_i$ .



**Figure 7.2.9** Sketching a solid in [Example 7.2.8](#)

Slicing the solid into  $n$  equally-spaced slices, we can approximate the total volume by adding up the approximate volume of each slice:

$$\text{Approximate volume} = \sum_{i=1}^n \pi \left( \frac{1}{x_i} \right)^2 \Delta x.$$

Taking the limit of the above sum as  $n \rightarrow \infty$  gives the actual volume; recognizing this sum as a Riemann sum allows us to evaluate the limit with a definite integral, which matches the formula given in [Key Idea 7.2.7](#):

$$\begin{aligned} V &= \lim_{n \rightarrow \infty} \sum_{i=1}^n \pi \left( \frac{1}{x_i} \right)^2 \Delta x \\ &= \pi \int_1^2 \left( \frac{1}{x} \right)^2 dx \\ &= \pi \int_1^2 \frac{1}{x^2} dx \\ &= \pi \left[ -\frac{1}{x} \right]_1^2 \\ &= \pi \left[ -\frac{1}{2} - (-1) \right] \\ &= \frac{\pi}{2} \text{ units}^3. \end{aligned}$$

Video solution



[youtu.be/watch?v=\\_a79nyOUVTg](https://youtu.be/watch?v=_a79nyOUVTg)

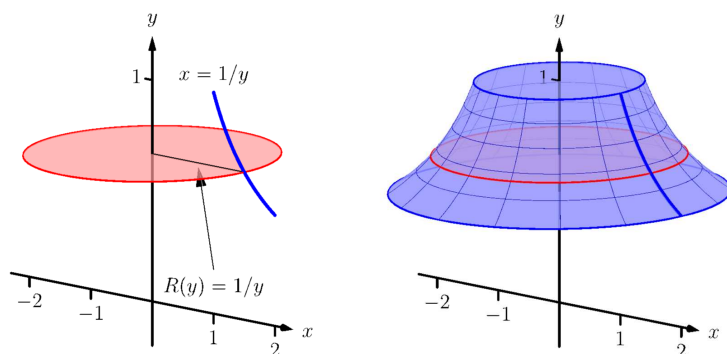
While [Key Idea 7.2.7](#) is given in terms of functions of  $x$ , the principle involved can be applied to functions of  $y$  when the axis of rotation is vertical, not horizontal. We demonstrate this in the next example.

**Example 7.2.10 Finding volume using the Disk Method.**

Find the volume of the solid formed by revolving the curve  $y = 1/x$ , from  $x = 1$  to  $x = 2$ , about the  $y$ -axis.

**Solution.** Since the axis of rotation is vertical, we need to convert the function into a function of  $y$  and convert the  $x$ -bounds to  $y$ -bounds. Since  $y = 1/x$  defines the curve, we rewrite it as  $x = 1/y$ . The bound  $x = 1$  corresponds to the  $y$ -bound  $y = 1$ , and the bound  $x = 2$  corresponds to the  $y$ -bound  $y = 1/2$ .

Thus we are rotating the curve  $x = 1/y$ , from  $y = 1/2$  to  $y = 1$  about the  $y$ -axis to form a solid. The curve and sample differential element are sketched in [Figure 7.2.11\(a\)](#), with a full sketch of the solid in [Figure 7.2.11\(b\)](#).



(a)

(b)

**Figure 7.2.11** Sketching a solid in [Example 7.2.10](#)

We integrate to find the volume:

$$\begin{aligned} V &= \pi \int_{1/2}^1 \frac{1}{y^2} dy \\ &= -\frac{\pi}{y} \Big|_{1/2}^1 \\ &= \pi \text{ units}^3. \end{aligned}$$

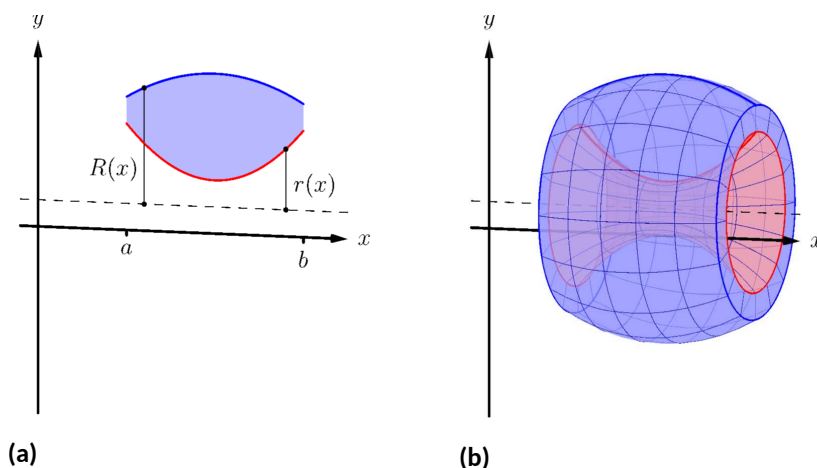
We can also compute the volume of solids of revolution that have a hole in the center. The general principle is simple: compute the volume of the solid irrespective of the hole, then subtract the volume of the hole. If the outside radius of the solid is  $R(x)$  and the inside radius (defining the hole) is  $r(x)$ , then the volume is

$$V = \pi \int_a^b R(x)^2 dx - \pi \int_a^b r(x)^2 dx = \pi \int_a^b (R(x)^2 - r(x)^2) dx.$$

Video solution



[youtu.be/watch?v=k9vdYxWD8xc](https://youtu.be/watch?v=k9vdYxWD8xc)



**Figure 7.2.12** Establishing the Washer Method; see also [Figure 7.2.13](#)

One can generate a solid of revolution with a hole in the middle by revolving a region about an axis. Consider [Figure 7.2.12\(a\)](#), where a region is sketched along with a dashed, horizontal axis of rotation. By rotating the region about the axis, a solid is formed as sketched in [Figure 7.2.12\(b\)](#). The outside of the solid has radius  $R(x)$ , whereas the inside has radius  $r(x)$ . Each cross section of this solid will be a washer (a disk with a hole in the center) as sketched in [Figure 7.2.13](#). This leads us to the Washer Method.

**Key Idea 7.2.14 The Washer Method.**

Let a region bounded by  $y = f(x)$ ,  $y = g(x)$ ,  $x = a$  and  $x = b$  be rotated about a horizontal axis that does not intersect the region, forming a solid. Each cross section at  $x$  will be a washer with outside radius  $R(x)$  and inside radius  $r(x)$ . The volume of the solid is

$$V = \pi \int_a^b (R(x)^2 - r(x)^2) dx.$$

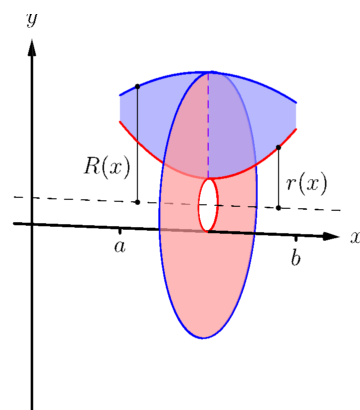
Even though we introduced it first, the Disk Method is just a special case of the Washer Method with an inside radius of  $r(x) = 0$ .

**Example 7.2.15 Finding volume with the Washer Method.**

Find the volume of the solid formed by rotating the region bounded by  $y = x^2 - 2x + 2$  and  $y = 2x - 1$  about the  $x$ -axis.

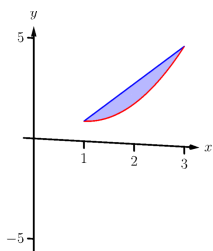
**Solution.** A sketch of the region will help, as given in [Figure 7.2.16\(a\)](#). Rotating about the  $x$ -axis will produce cross sections in the shape of washers, as shown in [Figure 7.2.16\(b\)](#); the complete solid is shown in [Figure 7.2.16\(c\)](#). The outside radius of this washer is  $R(x) = 2x - 1$ ; the inside radius is  $r(x) = x^2 - 2x + 2$ . As the region is bounded from  $x = 1$  to  $x = 3$ , we integrate as follows to compute the volume.

$$\begin{aligned} V &= \pi \int_1^3 ((2x - 1)^2 - (x^2 - 2x + 2)^2) dx \\ &= \pi \int_1^3 (-x^4 + 4x^3 - 4x^2 + 4x - 3) dx \\ &= \pi \left[ -\frac{1}{5}x^5 + x^4 - \frac{4}{3}x^3 + 2x^2 - 3x \right]_1^3 \end{aligned}$$

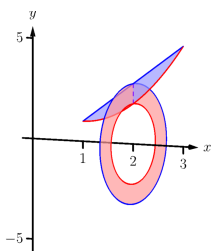


**Figure 7.2.13** Establishing the Washer Method; see also [Figure 7.2.12](#)

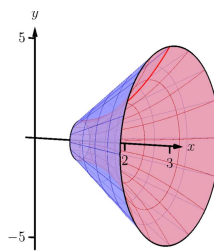
$$= \frac{104}{15}\pi \approx 21.78 \text{ units}^3.$$



(a)



(b)



(c)

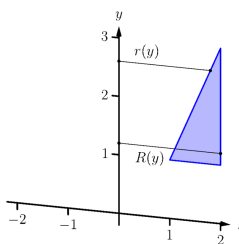
**Figure 7.2.16** Sketching the differential element and solid in [Example 7.2.15](#)

When rotating about a vertical axis, the outside and inside radius functions must be functions of  $y$ .

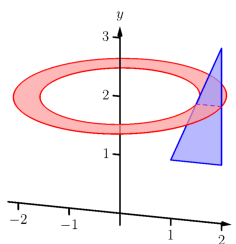
**Example 7.2.17** Finding volume with the Washer Method.

Find the volume of the solid formed by rotating the triangular region with vertices at  $(1, 1)$ ,  $(2, 1)$  and  $(2, 3)$  about the  $y$ -axis.

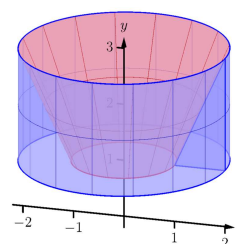
**Solution.** The triangular region is sketched in [Figure 7.2.18\(a\)](#); the differential element is sketched in [Figure 7.2.18\(b\)](#) and the full solid is drawn in [Figure 7.2.18\(c\)](#). They help us establish the outside and inside radii. Since the axis of rotation is vertical, each radius is a function of  $y$ . The outside radius  $R(y)$  is formed by the line connecting  $(2, 1)$  and  $(2, 3)$ ; it is a constant function, as regardless of the  $y$ -value the distance from the line to the axis of rotation is 2. Thus  $R(y) = 2$ .



(a)



(b)



(c)

**Figure 7.2.18** Sketching the solid in [Example 7.2.17](#)

The inside radius is formed by the line connecting  $(1, 1)$  and  $(2, 3)$ . The equation of this line is  $y = 2x - 1$ , but we need to refer to it as a function of  $y$ . Solving for  $x$  gives  $r(y) = \frac{1}{2}(y + 1)$ .

We integrate over the  $y$ -bounds of  $y = 1$  to  $y = 3$ . Thus the volume is

$$\begin{aligned} V &= \pi \int_1^3 \left( 2^2 - \left( \frac{1}{2}(y + 1) \right)^2 \right) dy \\ &= \pi \int_1^3 \left( -\frac{1}{4}y^2 - \frac{1}{2}y + \frac{15}{4} \right) dy \\ &= \pi \left[ -\frac{1}{12}y^3 - \frac{1}{4}y^2 + \frac{15}{4}y \right]_1^3 \end{aligned}$$

Video solution



[youtu.be/watch?v=EcQPsBZwpZ8](https://youtu.be/watch?v=EcQPsBZwpZ8)

$$= \frac{10}{3}\pi \approx 10.47 \text{ units}^3.$$

This section introduced a new application of the definite integral. Our default view of the definite integral is that it gives “the area under the curve.” However, we can establish definite integrals that represent other quantities; in this section, we computed volume.

The ultimate goal of this section is not to compute volumes of solids. That can be useful, but what is more useful is the understanding of this basic principle of integral calculus, outlined in [Key Idea 7.0.1](#): to find the exact value of some quantity,

- we start with an approximation (in this section, slice the solid and approximate the volume of each slice),
- then make the approximation better by refining our original approximation (i.e., use more slices),
- then use limits to establish a definite integral which gives the exact value.

We practice this principle in the next section where we find volumes by slicing solids in a different way.

Video solution



[youtu.be/watch?v=VO7B1TRcvhM](https://youtu.be/watch?v=VO7B1TRcvhM)

## 7.2.1 Exercises

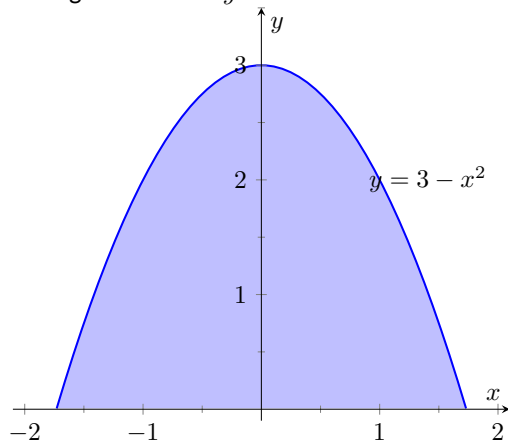
## Terms and Concepts

1. T/F: A solid of revolution is formed by revolving a shape around an axis.
2. In your own words, explain how the Disk and Washer Methods are related.
3. Explain how the units of volume are found in the integral of [Theorem 7.2.3](#): if  $A(x)$  has units of  $\text{in}^2$ , how does  $\int A(x) dx$  have units of  $\text{in}^3$ ?

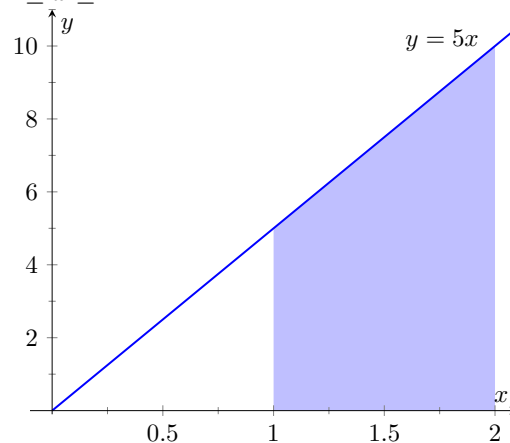
## Problems

**Exercise Group.** Use the Disk/Washer Method to find the volume of the solid of revolution formed by revolving the given region about the  $x$ -axis.

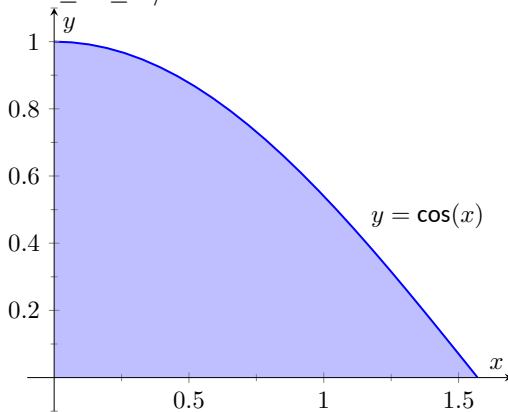
4. The region between  $y = 3 - x^2$  and the  $x$  axis:



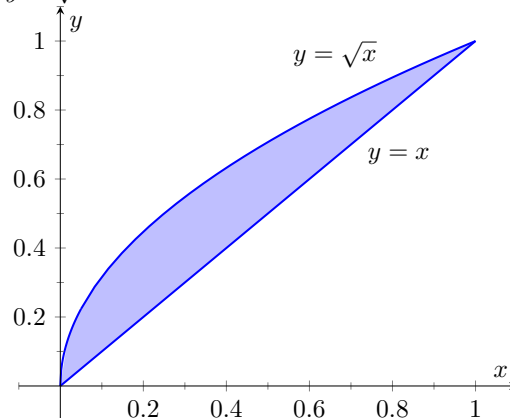
5. The region between  $y = 5x$  and the  $x$  axis, for  $1 \leq x \leq 2$ :



6. The region between  $y = \cos(x)$  and the  $x$  axis, for  $0 \leq x \leq \pi/2$ :

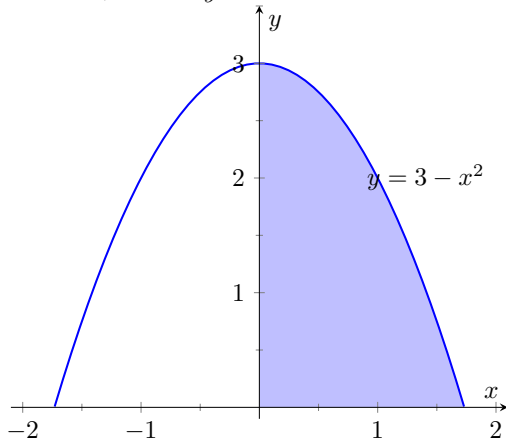


7. The region between the curves  $y = x$  and  $y = \sqrt{x}$ :

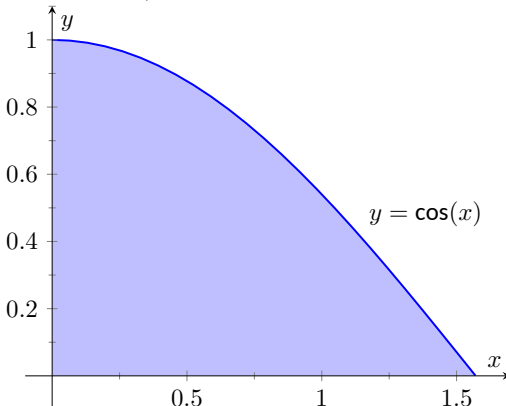


**Exercise Group.** Use the Disk/Washer Method to find the volume of the solid of revolution formed by revolving the given region about the  $y$ -axis.

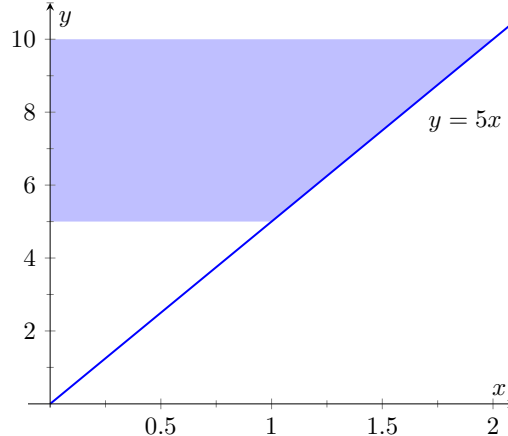
8. The region bounded by the curve  $y = 3 - x^2$ , the  $x$  axis, and the  $y$  axis:



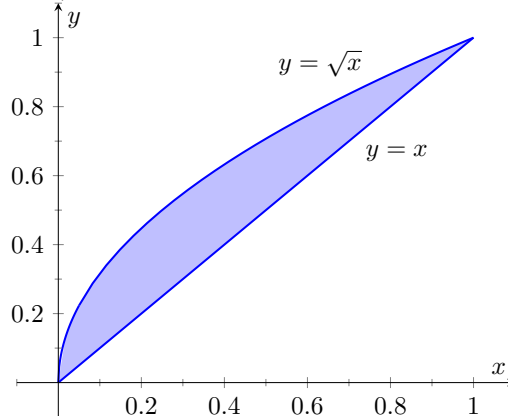
10. The region between  $y = \cos(x)$  and the  $x$  axis, for  $0 \leq x \leq \pi/2$ :  
(Hint: Integration By Parts will be necessary, twice. First let  $u = \arccos x$ , then let  $u = \arccos x$ .)



9. The region between  $y = 5x$  and the  $y$  axis, for  $5 \leq y \leq 10$ :



11. The region between the curves  $y = x$  and  $y = \sqrt{x}$ :



**Exercise Group.** Use the Disk/Washer Method to find the volume of the solid of revolution formed by rotating the given region about each of the given axes.

12. Region bounded by:  $y = \sqrt{x}$ ,  $y = 0$  and  $x = 1$ .
- Rotate about the  $x$  axis.
  - Rotate about  $y = 1$ .
  - Rotate about the  $y$  axis.
  - Rotate about  $x = 1$ .
13. Region bounded by:  $y = 4 - x^2$  and  $y = 0$ .
- Rotate about the  $x$  axis.
  - Rotate about  $y = 4$ .
  - Rotate about  $y = -1$ .
  - Rotate about  $x = 2$ .
14. The triangle with vertices  $(1, 1)$ ,  $(1, 2)$  and  $(2, 1)$ .
- Roate about the  $x$  axis.
  - Roate about  $y = 2$ .
  - Rotate about the  $y$  axis.
  - Rotate about  $x = 1$ .
15. Region bounded by  $y = x^2 - 2x + 2$  and  $y = 2x - 1$ .
- Rotate about the  $x$  axis.
  - Rotate about  $y = 1$ .
  - Rotate about  $y = 5$ .



16. Region bounded by  $y = 1/\sqrt{x^2 + 1}$ ,  $x = -1$ ,  $x = 1$  and the  $x$ -axis.

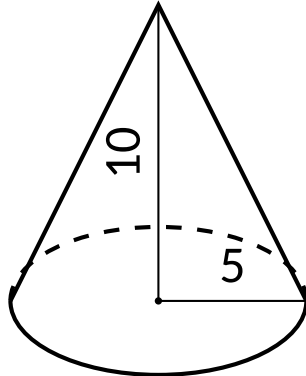
- (a) Rotate about the  $x$  axis.  
 (b) Rotate about  $y = 1$ .  
 (c) Rotate about  $y = -1$ .

17. Region bounded by  $y = 2x$ ,  $y = x$  and  $x = 2$ .

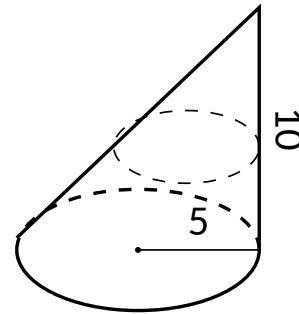
- (a) Rotate about the  $x$  axis.  
 (b) Rotate about  $y = 4$ .  
 (c) Rotate about the  $y$  axis.  
 (d) Rotate about  $x = 2$ .

**Exercise Group.** Orient the given solid along the  $x$ -axis such that a cross-sectional area function  $A(x)$  can be obtained, then apply [Theorem 7.2.3](#) to find the volume of the solid.

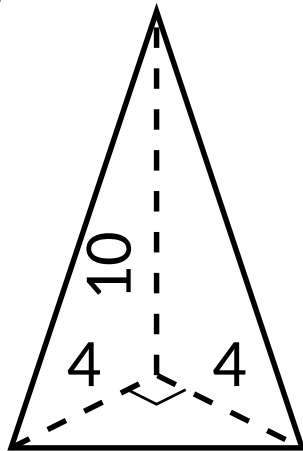
18. A right circular cone with height of 10 and base radius of 5.



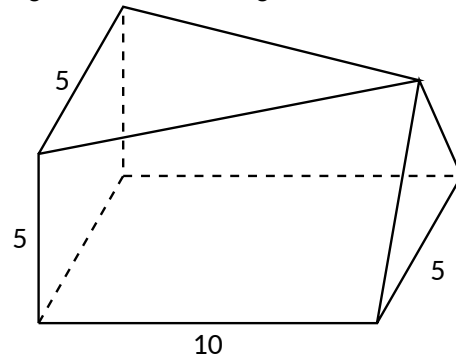
19. A skew right circular cone with height of 10 and base radius of 5. (Hint: all cross-sections are circles.)



20. A right triangular cone with height of 10 and whose base is a right, isosceles triangle with side length 4.



21. A solid with length 10 with a rectangular base and triangular top, wherein one end is a square with side length 5 and the other end is a triangle with base and height of 5.

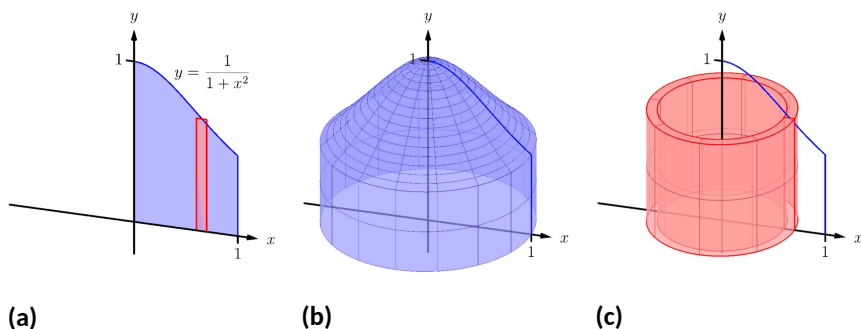


## 7.3 The Shell Method

Often a given problem can be solved in more than one way. A particular method may be chosen out of convenience, personal preference, or perhaps necessity. Ultimately, it is good to have options.

The previous section introduced the Disk and Washer Methods, which computed the volume of solids of revolution by integrating the cross-sectional area of the solid. This section develops another method of computing volume, the *Shell Method*. Instead of slicing the solid perpendicular to the axis of rotation creating cross-sections, we now slice it parallel to the axis of rotation, creating “shells.”

Consider Figure 7.3.2, where the region shown in Figure 7.3.2(a) is rotated around the  $y$ -axis forming the solid shown in Figure 7.3.2(b). A small slice of the region is drawn in Figure 7.3.2(a), parallel to the axis of rotation. When the region is rotated, this thin slice forms a *cylindrical shell*, as pictured in Figure 7.3.2(c). The previous section approximated a solid with lots of thin disks (or washers); we now approximate a solid with many thin cylindrical shells.



**Figure 7.3.2** Introducing the Shell Method

To compute the volume of one shell, first consider the paper label on a soup can with radius  $r$  and height  $h$ . What is the area of this label? A simple way of determining this is to cut the label and lay it out flat, forming a rectangle with height  $h$  and length  $2\pi r$ . Thus the area is  $A = 2\pi rh$ ; see Figure 7.3.3(a).

Do a similar process with a cylindrical shell, with height  $h$ , thickness  $\Delta x$ , and approximate radius  $r$ . Cutting the shell and laying it flat forms a rectangular solid with length  $2\pi r$ , height  $h$  and depth  $\Delta x$ . Thus the volume is  $V \approx 2\pi rh\Delta x$ ; see Figure 7.3.3(b). (We say “approximately” since our radius was an approximation.)

By breaking the solid into  $n$  cylindrical shells, we can approximate the volume of the solid as

$$V \approx \sum_{i=1}^n 2\pi r_i h_i \Delta x_i,$$

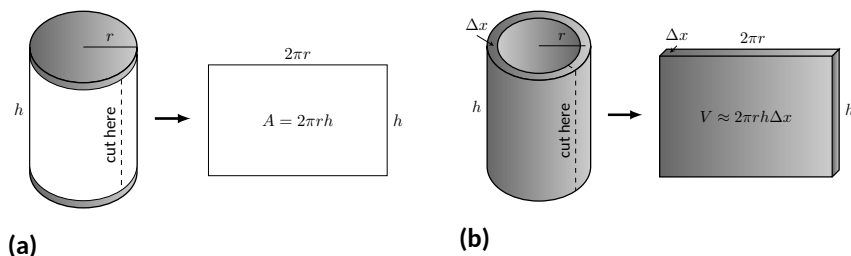
where  $r_i$ ,  $h_i$  and  $\Delta x_i$  are the radius, height and thickness of the  $i$ th shell, respectively.

This is a Riemann Sum. Taking a limit as the thickness of the shells approaches 0 leads to a definite integral.



[youtu.be/watch?v=YPZjBrm770g](https://youtu.be/watch?v=YPZjBrm770g)

**Figure 7.3.1** Video introduction to Section 7.3



**Figure 7.3.3** Determining the volume of a thin cylindrical shell

**Key Idea 7.3.4 The Shell Method.**

Let a solid be formed by revolving a region  $R$ , bounded by  $x = a$  and  $x = b$ , around a vertical axis. Let  $r(x)$  represent the distance from the axis of rotation to  $x$  (i.e., the radius of a sample shell) and let  $h(x)$  represent the height of the solid at  $x$  (i.e., the height of the shell). The volume of the solid is

$$V = 2\pi \int_a^b r(x)h(x) dx.$$

*Special Cases:*

1. When the region  $R$  is bounded above by  $y = f(x)$  and below by  $y = g(x)$ , then  $h(x) = f(x) - g(x)$ .
2. When the axis of rotation is the  $y$ -axis (i.e.,  $x = 0$ ) then  $r(x) = x$ .

Let's practice using the Shell Method.

**Example 7.3.5 Finding volume using the Shell Method.**

Find the volume of the solid formed by rotating the region bounded by  $y = 0$ ,  $y = 1/(1 + x^2)$ ,  $x = 0$  and  $x = 1$  about the  $y$ -axis.

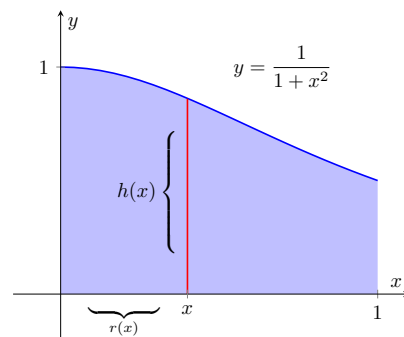
**Solution.** This is the region used to introduce the Shell Method in [Figure 7.3.2](#), but is sketched again in [Figure 7.3.6](#) for closer reference. A line is drawn in the region parallel to the axis of rotation representing a shell that will be carved out as the region is rotated about the  $y$ -axis. (This is the differential element.)

The distance this line is from the axis of rotation determines  $r(x)$ ; as the distance from  $x$  to the  $y$ -axis is  $x$ , we have  $r(x) = x$ . The height of this line determines  $h(x)$ ; the top of the line is at  $y = 1/(1 + x^2)$ , whereas the bottom of the line is at  $y = 0$ . Thus  $h(x) = 1/(1 + x^2) - 0 = 1/(1 + x^2)$ . The region is bounded from  $x = 0$  to  $x = 1$ , so the volume is

$$V = 2\pi \int_0^1 \frac{x}{1 + x^2} dx.$$

This requires substitution. Let  $u = 1 + x^2$ , so  $du = 2x dx$ . We also change the bounds:  $u(0) = 1$  and  $u(1) = 2$ . Thus we have:

$$\begin{aligned} &= \pi \int_1^2 \frac{1}{u} du \\ &= \pi \ln(u) \Big|_1^2 \\ &= \pi \ln(2) \approx 2.178 \text{ units}^3. \end{aligned}$$



**Figure 7.3.6** Graphing a region in [Example 7.3.5](#)

Note: in order to find this volume using the Disk Method, two integrals would be needed to account for the regions above and below  $y = 1/2$ .

With the Shell Method, nothing special needs to be accounted for to compute the volume of a solid that has a hole in the middle, as demonstrated next.

### Example 7.3.7 Finding volume using the Shell Method.

Find the volume of the solid formed by rotating the triangular region determined by the points  $(0, 1)$ ,  $(1, 1)$  and  $(1, 3)$  about the line  $x = 3$ .

**Solution.** The region is sketched in Figure 7.3.8(a) along with the differential element, a line within the region parallel to the axis of rotation. In Figure 7.3.8(b), we see the shell traced out by the differential element, and in Figure 7.3.8(c) the whole solid is shown.

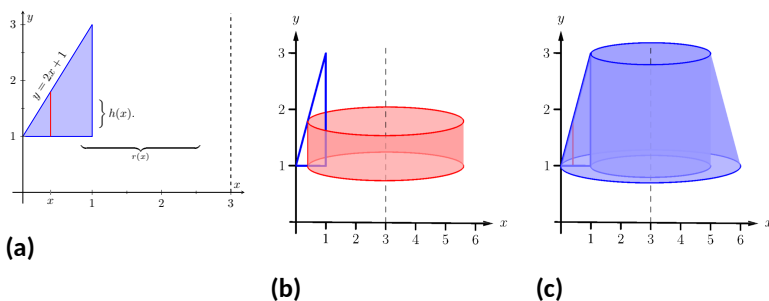


Figure 7.3.8 Graphing a region in Example 7.3.7

The height of the differential element is the distance from  $y = 1$  to  $y = 2x + 1$ , the line that connects the points  $(0, 1)$  and  $(1, 3)$ . Thus  $h(x) = 2x + 1 - 1 = 2x$ . The radius of the shell formed by the differential element is the distance from  $x$  to  $x = 3$ ; that is, it is  $r(x) = 3 - x$ . The  $x$ -bounds of the region are  $x = 0$  to  $x = 1$ , giving

$$\begin{aligned} V &= 2\pi \int_0^1 (3 - x)(2x) \, dx \\ &= 2\pi \int_0^1 (6x - 2x^2) \, dx \\ &= 2\pi \left( 3x^2 - \frac{2}{3}x^3 \right) \Big|_0^1 \\ &= \frac{14}{3}\pi \approx 14.66 \text{ units}^3. \end{aligned}$$

When revolving a region around a horizontal axis, we must consider the radius and height functions in terms of  $y$ , not  $x$ .

### Example 7.3.9 Finding volume using the Shell Method.

Find the volume of the solid formed by rotating the region given in Example 7.3.7 about the  $x$ -axis.

**Solution.** The region is sketched in Figure 7.3.10(a) with a sample differential element. In Figure 7.3.10(b) the shell formed by the differential element is drawn, and the solid is sketched in Figure 7.3.10(c). (Note that the triangular region looks “short and wide” here, whereas in the

Video solution



[youtu.be/watch?v=WQ3rUzAhgPw](https://youtu.be/watch?v=WQ3rUzAhgPw)

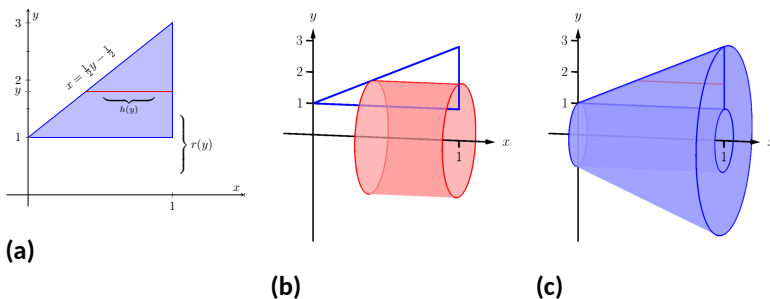
Video solution



[youtu.be/watch?v=wGVmSx1TqQI](https://youtu.be/watch?v=wGVmSx1TqQI)

previous example the same region looked “tall and narrow.” This is because the bounds on the graphs are different.)

The height of the differential element is an  $x$ -distance, between  $x = \frac{1}{2}y - \frac{1}{2}$  and  $x = 1$ . Thus  $h(y) = 1 - (\frac{1}{2}y - \frac{1}{2}) = -\frac{1}{2}y + \frac{3}{2}$ . The radius is the distance from  $y$  to the  $x$ -axis, so  $r(y) = y$ . The  $y$  bounds of the region are  $y = 1$  and  $y = 3$ , leading to the integral



**Figure 7.3.10** Graphing a region in [Example 7.3.9](#)

$$\begin{aligned}
 V &= 2\pi \int_1^3 \left[ y \left( -\frac{1}{2}y + \frac{3}{2} \right) \right] dy \\
 &= 2\pi \int_1^3 \left[ -\frac{1}{2}y^2 + \frac{3}{2}y \right] dy \\
 &= 2\pi \left[ -\frac{1}{6}y^3 + \frac{3}{4}y^2 \right]_1^3 \\
 &= 2\pi \left[ \frac{9}{4} - \frac{7}{12} \right] \\
 &= \frac{10}{3}\pi \approx 10.472 \text{ units}^3.
 \end{aligned}$$

Video solution



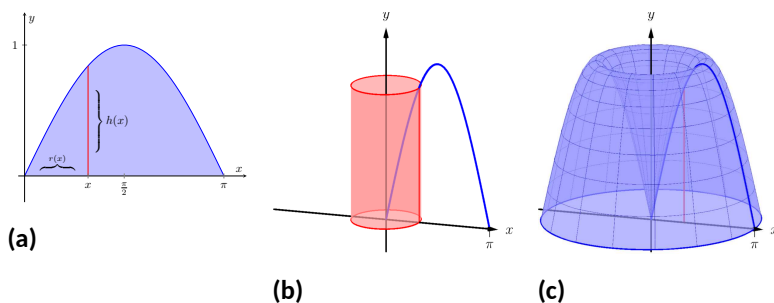
[youtu.be/watch?v=pu80zsXPw5E](https://youtu.be/watch?v=pu80zsXPw5E)

At the beginning of this section it was stated that “it is good to have options.” The next example finds the volume of a solid rather easily with the Shell Method, but using the Washer Method would be quite a chore.

### Example 7.3.11 Finding volume using the Shell Method.

Find the volume of the solid formed by revolving the region bounded by  $y = \sin(x)$  and the  $x$ -axis from  $x = 0$  to  $x = \pi$  about the  $y$ -axis.

**Solution.** The region and a differential element, the shell formed by this differential element, and the resulting solid are given in [Figure 7.3.12](#).



**Figure 7.3.12** Graphing a region in [Example 7.3.11](#)

The radius of a sample shell is  $r(x) = x$ ; the height of a sample shell is  $h(x) = \sin(x)$ , each from  $x = 0$  to  $x = \pi$ . Thus the volume of the solid is

$$V = 2\pi \int_0^{\pi} x \sin(x) dx.$$

This requires Integration By Parts. Set  $u = x$  and  $dv = \sin(x) dx$ ; we leave it to the reader to fill in the rest. We have:

$$\begin{aligned} &= 2\pi \left[ -x \cos(x) \Big|_0^{\pi} + \int_0^{\pi} \cos(x) dx \right] \\ &= 2\pi \left[ \pi + \sin(x) \Big|_0^{\pi} \right] \\ &= 2\pi [\pi + 0] \\ &= 2\pi^2 \approx 19.74 \text{ units}^3. \end{aligned}$$

Note that in order to use the Washer Method, we would need to solve  $y = \sin x$  for  $x$ , requiring the use of the arcsine function. We leave it to the reader to verify that the outside radius function is  $R(y) = \pi - \arcsin y$  and the inside radius function is  $r(y) = \arcsin y$ . Thus the volume can be computed as

$$\pi \int_0^1 \left[ (\pi - \arcsin y)^2 - (\arcsin y)^2 \right] dy.$$

This integral isn't terrible given that the  $\arcsin^2 y$  terms cancel, but it is more onerous than the integral created by the Shell Method.

We end this section with a table summarizing the usage of the Washer and Shell Methods.

**Key Idea 7.3.13 Summary of the Washer and Shell Methods.**

Let a region  $R$  be given with  $x$ -bounds  $x = a$  and  $x = b$  and  $y$ -bounds  $y = c$  and  $y = d$ .

Video solution



[youtu.be/watch?v=nd16wB-0qIQ](https://youtu.be/watch?v=nd16wB-0qIQ)

	Washer Method	Shell Method
Horizontal Axis	$\pi \int_a^b (R(x)^2 - r(x)^2) dx$	$2\pi \int_c^d r(y)h(y) dy$
Vertical Axis	$\pi \int_c^d (R(y)^2 - r(y)^2) dy$	$2\pi \int_a^b r(x)h(x) dx$

As in the previous section, the real goal of this section is not to be able to compute volumes of certain solids. Rather, it is to be able to solve a problem by first approximating, then using limits to refine the approximation to give the exact value. In this section, we approximate the volume of a solid by cutting it into thin cylindrical shells. By summing up the volumes of each shell, we get an approximation of the volume. By taking a limit as the number of equally spaced shells goes to infinity, our summation can be evaluated as a definite integral, giving the exact value.

We use this same principle again in the next section, where we find the length of curves in the plane.

## 7.3.1 Exercises

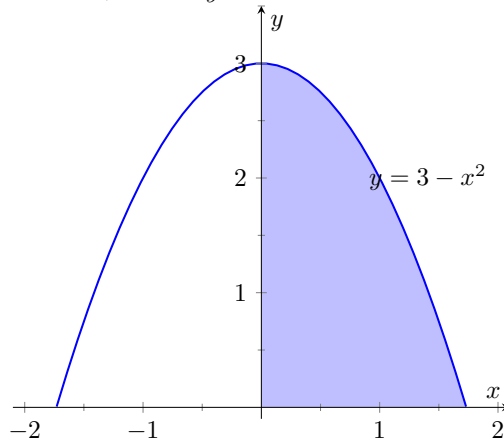
## Terms and Concepts

1. T/F: A solid of revolution is formed by revolving a shape around an axis.
2. T/F: The Shell Method can only be used when the Washer Method fails.
3. T/F: The Shell Method works by integrating cross-sectional areas of a solid.
4. T/F: When finding the volume of a solid of revolution that was revolved around a vertical axis, the Shell Method integrates with respect to  $x$ .

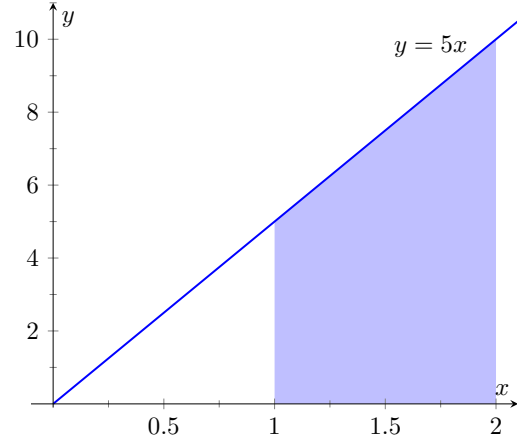
## Problems

**Exercise Group.** Use the Shell Method to find the volume of the solid of revolution formed by revolving the given region about the  $y$ -axis.

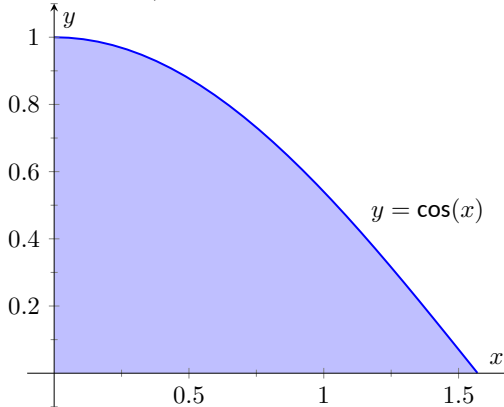
5. The region bounded by the curve  $y = 3 - x^2$ , the  $x$  axis, and the  $y$  axis:



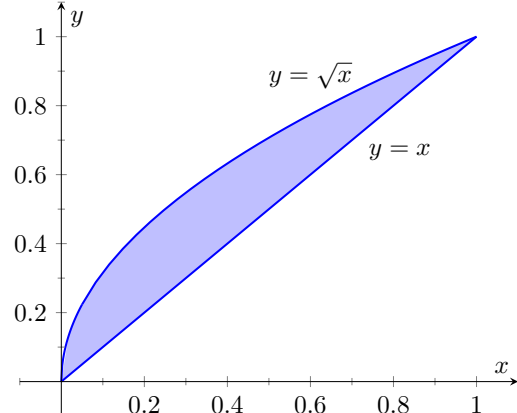
6. The region between  $y = 5x$  and the  $x$  axis, for  $1 \leq x \leq 2$ :



7. The region between  $y = \cos(x)$  and the  $x$  axis, for  $0 \leq x \leq \pi/2$ :



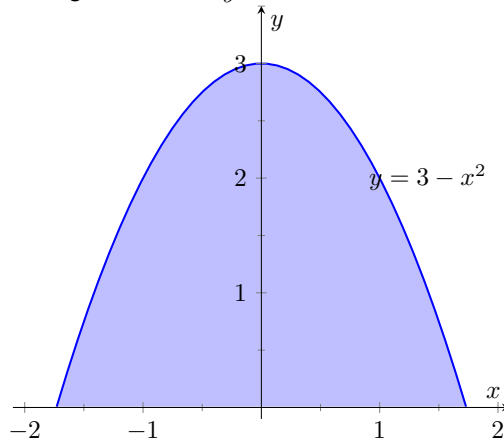
8. The region between the curves  $y = x$  and  $y = \sqrt{x}$ :



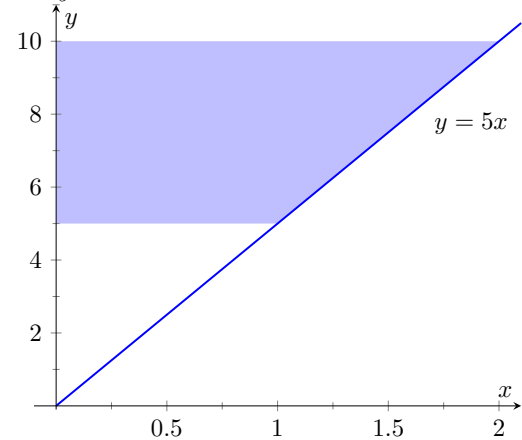
**Exercise Group.** Use the Shell Method to find the volume of the solid of revolution formed by revolving the given region about the  $x$ -axis.



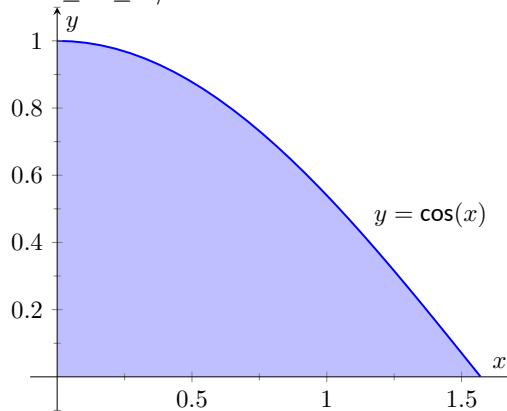
9. The region between  $y = 3 - x^2$  and the  $x$  axis:



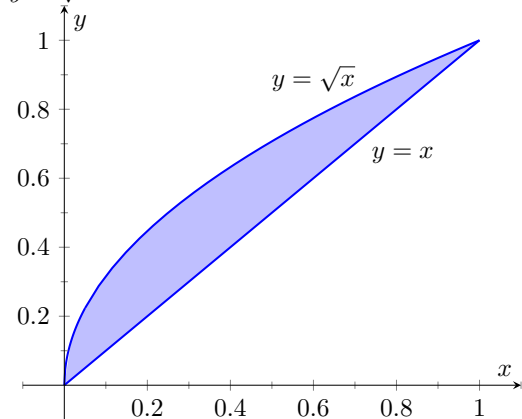
10. The region between  $y = 5x$  and the  $y$  axis, for  $5 \leq y \leq 10$ :



11. The region between  $y = \cos(x)$  and the  $x$  axis, for  $0 \leq x \leq \pi/2$ :



12. The region between the curves  $y = x$  and  $y = \sqrt{x}$ :



**Exercise Group.** Use the Shell Method to find the volume of the solid of revolution formed by revolving the given region about each of the given axes.

13. Region bounded by:  $y = \sqrt{x}$ ,  $y = 0$  and  $x = 1$ .
- Rotate about the  $y$  axis.
  - Rotate about  $x = 1$ .
  - Rotate about the  $x$  axis.
  - Rotate about  $y = 1$ .
15. The triangle with vertices  $(1, 1)$ ,  $(1, 2)$  and  $(2, 1)$ .
- Rotate about the  $y$  axis.
  - Rotate about  $x = 1$ .
  - Rotate about the  $x$  axis.
  - Rotate about  $y = 2$ .
14. Region bounded by:  $y = 4 - x^2$  and  $y = 0$ .
- Rotate about  $x = 2$ .
  - Rotate about  $x = -2$ .
  - Rotate about the  $x$  axis.
  - Rotate about  $y = 4$ .
16. Region bounded by  $y = x^2 - 2x + 2$  and  $y = 2x - 1$ .
- Rotate about the  $y$  axis.
  - Rotate about  $x = 1$ .
  - Rotate about  $x = -1$ .

- 17.** Region bounded by  $y = 1/\sqrt{x^2 + 1}$ ,  $x = 1$  and the  $x$  and  $y$  axes.
- (a) Rotate about the  $y$  axis.
  - (b) Rotate about  $x = 1$ .
- 18.** Region bounded by  $y = 2x$ ,  $y = x$  and  $x = 2$ .
- (a) Rotate about the  $y$  axis.
  - (b) Rotate about  $x = 2$ .
  - (c) Rotate about the  $x$  axis.
  - (d) Rotate about  $y = 4$ .

## 7.4 Arc Length and Surface Area

In previous sections we have used integration to answer the following questions:

1. Given a region, what is its area?
2. Given a solid, what is its volume?

In this section, we address two related questions:

1. Given a curve, what is its length? This is often referred to as **arc length**.
2. Given a solid, what is its *surface area*?



[youtu.be/watch?v=r8JJru-DcAw](https://youtu.be/watch?v=r8JJru-DcAw)

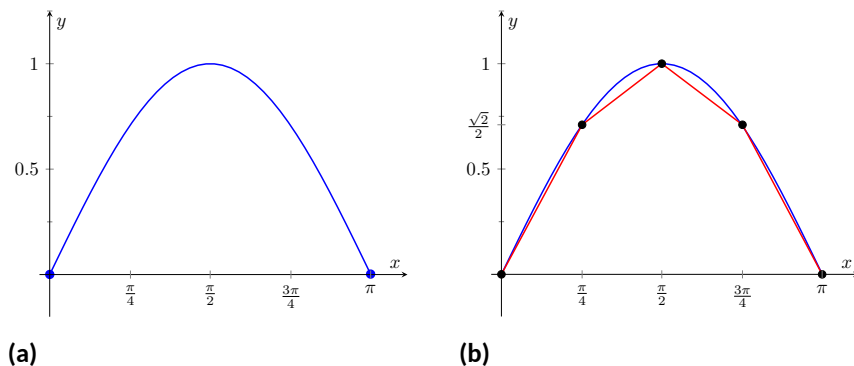
**Figure 7.4.1** Video introduction to Section 7.4

### 7.4.1 Arc Length

Consider the graph of  $y = \sin(x)$  on  $[0, \pi]$  given in Figure 7.4.2(a). How long is this curve? That is, if we were to use a piece of string to exactly match the shape of this curve, how long would the string be?

As we have done in the past, we start by approximating; later, we will refine our answer using limits to get an exact solution.

The length of straight-line segments is easy to compute using the Distance Formula. We can approximate the length of the given curve by approximating the curve with straight lines and measuring their lengths.



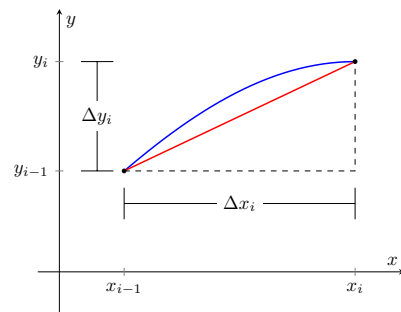
**Figure 7.4.2** Graphing  $y = \sin(x)$  on  $[0, \pi]$  and approximating the curve with line segments

In Figure 7.4.2(b), the curve  $y = \sin(x)$  has been approximated with 4 line segments (the interval  $[0, \pi]$  has been divided into 4 subintervals of equal length). It is clear that these four line segments approximate  $y = \sin(x)$  very well on the first and last subinterval, though not so well in the middle. Regardless, the sum of the lengths of the line segments is 3.79, so we approximate the arc length of  $y = \sin(x)$  on  $[0, \pi]$  to be 3.79.

In general, we can approximate the arc length of  $y = f(x)$  on  $[a, b]$  in the following manner. Let  $a = x_0 < x_1 < \dots < x_{n-1} < x_n = b$  be a partition of  $[a, b]$  into  $n$  subintervals. Let  $\Delta x_i$  represent the length of the  $i$ th subinterval  $[x_{i-1}, x_i]$ .

Figure 7.4.3 zooms in on the  $i$ th subinterval where  $y = f(x)$  is approximated by a straight line segment. The dashed lines show that we can view this line segment as the hypotenuse of a right triangle whose sides have length  $\Delta x_i$  and  $\Delta y_i$ . Using the Pythagorean Theorem, the length of this line segment is

$$\sqrt{\Delta x_i^2 + \Delta y_i^2}.$$



**Figure 7.4.3** Zooming in on the  $i$ th subinterval  $[x_{i-1}, x_i]$  of a partition of  $[a, b]$

Summing over all subintervals gives an arc length approximation

$$L \approx \sum_{i=1}^n \sqrt{\Delta x_i^2 + \Delta y_i^2}.$$

As shown here, this is *not* a Riemann Sum. While we could conclude that taking a limit as the subinterval length goes to zero gives the exact arc length, we would not be able to compute the answer with a definite integral. We need first to do a little algebra.

In the above expression factor out a  $\Delta x_i^2$  term:

$$\sum_{i=1}^n \sqrt{\Delta x_i^2 + \Delta y_i^2} = \sum_{i=1}^n \sqrt{\Delta x_i^2 \left(1 + \frac{\Delta y_i^2}{\Delta x_i^2}\right)}.$$

Now pull the  $\Delta x_i^2$  term out of the square root:

$$= \sum_{i=1}^n \sqrt{1 + \frac{\Delta y_i^2}{\Delta x_i^2}} \Delta x_i.$$

This is nearly a Riemann Sum. Consider the  $\Delta y_i^2/\Delta x_i^2$  term. The expression  $\Delta y_i/\Delta x_i$  measures the “change in  $y$ /change in  $x$ ,” that is, the “rise over run” of  $f$  on the  $i$ th subinterval. The Mean Value Theorem of Differentiation ([Theorem 3.2.4](#)) states that there is a  $c_i$  in the  $i$ th subinterval where  $f'(c_i) = \Delta y_i/\Delta x_i$ . Thus we can rewrite our above expression as:

$$= \sum_{i=1}^n \sqrt{1 + f'(c_i)^2} \Delta x_i.$$

This is a Riemann Sum. As long as  $f'$  is continuous, we can invoke [Theorem 5.3.26](#) and conclude

$$= \int_a^b \sqrt{1 + f'(x)^2} dx.$$

#### Theorem 7.4.4 Arc Length.

Let  $f$  be differentiable on  $[a, b]$ , where  $f'$  is also continuous on  $[a, b]$ . Then the arc length of  $f$  from  $x = a$  to  $x = b$  is

$$L = \int_a^b \sqrt{1 + f'(x)^2} dx.$$

As the integrand contains a square root, it is often difficult to use the formula in [Theorem 7.4.4](#) to find the length exactly. When exact answers are difficult to come by, we resort to using numerical methods of approximating definite integrals. The following examples will demonstrate this.

#### Example 7.4.5 Finding arc length.

Find the arc length of  $f(x) = x^{3/2}$  from  $x = 0$  to  $x = 4$ .

**Solution.** We find  $f'(x) = \frac{3}{2}x^{1/2}$ ; note that on  $[0, 4]$ ,  $f$  is differentiable

*Note:* This is our first use of differentiability on a closed interval since [Section 2.1](#).

The theorem also requires that  $f'$  be continuous on  $[a, b]$ ; while examples are arcane, it is possible for  $f$  to be differentiable yet  $f'$  is not continuous.

and  $f'$  is also continuous. Using the formula, we find the arc length  $L$  as

$$\begin{aligned} L &= \int_0^4 \sqrt{1 + \left(\frac{3}{2}x^{1/2}\right)^2} dx \\ &= \int_0^4 \sqrt{1 + \frac{9}{4}x} dx \\ &= \int_0^4 \left(1 + \frac{9}{4}x\right)^{1/2} dx \\ &= \frac{2}{3} \cdot \frac{4}{9} \cdot \left(1 + \frac{9}{4}x\right)^{3/2} \Big|_0^4 \\ &= \frac{8}{27} \left(10^{3/2} - 1\right) \approx 9.07 \text{ units.} \end{aligned}$$

A graph of  $f$  is given in [Figure 7.4.6](#).

#### Example 7.4.7 Finding arc length.

Find the arc length of  $f(x) = \frac{1}{8}x^2 - \ln(x)$  from  $x = 1$  to  $x = 2$ .

**Solution.** This function was chosen specifically because the resulting integral can be evaluated exactly. We begin by finding  $f'(x) = x/4 - 1/x$ . The arc length is

$$\begin{aligned} L &= \int_1^2 \sqrt{1 + \left(\frac{x}{4} - \frac{1}{x}\right)^2} dx \\ &= \int_1^2 \sqrt{1 + \frac{x^2}{16} - \frac{1}{2} + \frac{1}{x^2}} dx \\ &= \int_1^2 \sqrt{\frac{x^2}{16} + \frac{1}{2} + \frac{1}{x^2}} dx \\ &= \int_1^2 \sqrt{\left(\frac{x}{4} + \frac{1}{x}\right)^2} dx \\ &= \int_1^2 \left(\frac{x}{4} + \frac{1}{x}\right) dx \\ &= \left(\frac{x^2}{8} + \ln(x)\right) \Big|_1^2 \\ &= \frac{3}{8} + \ln(2) \approx 1.07 \text{ units.} \end{aligned}$$

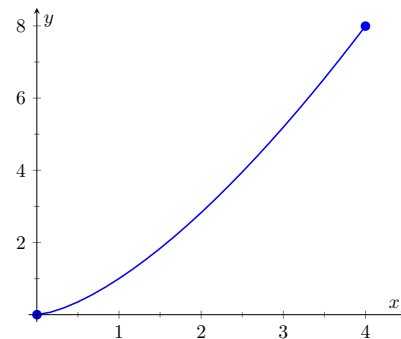
A graph of  $f$  is given in [Figure 7.4.8](#); the portion of the curve measured in this problem is in bold.

The previous examples found the arc length exactly through careful choice of the functions. In general, exact answers are much more difficult to come by and numerical approximations are necessary.

Video solution



[youtu.be/watch?v=ONPr4wZITi8](https://youtu.be/watch?v=ONPr4wZITi8)

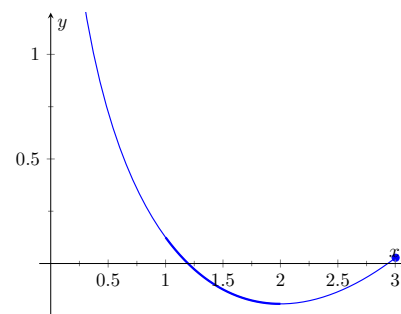


**Figure 7.4.6** A graph of  $f(x) = x^{3/2}$  from [Example 7.4.5](#)

Video solution



[youtu.be/watch?v=mJlyz\\_9yiao](https://youtu.be/watch?v=mJlyz_9yiao)



**Figure 7.4.8** A graph of  $f(x) = \frac{1}{8}x^2 - \ln(x)$  from [Example 7.4.7](#)

**Example 7.4.9 Approximating arc length numerically.**

Find the length of the sine curve from  $x = 0$  to  $x = \pi$ .

**Solution.** This is somewhat of a mathematical curiosity; in [Example 5.4.14](#) we found the area under one “hump” of the sine curve is 2 square units; now we are measuring its arc length.

The setup is straightforward:  $f(x) = \sin(x)$  and  $f'(x) = \cos(x)$ . Thus

$$L = \int_0^{\pi} \sqrt{1 + \cos^2(x)} dx.$$

This integral *cannot* be evaluated in terms of elementary functions so we will approximate it with Simpson's Method with  $n = 4$ .

[Figure 7.4.10](#) gives  $\sqrt{1 + \cos^2(x)}$  evaluated at 5 evenly spaced points in  $[0, \pi]$ . Simpson's Rule then states that

$$\begin{aligned} \int_0^{\pi} \sqrt{1 + \cos^2(x)} dx &\approx \frac{\pi - 0}{4 \cdot 3} \left( \sqrt{2} + 4\sqrt{3/2} + 2(1) + 4\sqrt{3/2} + \sqrt{2} \right) \\ &= 3.82918. \end{aligned}$$

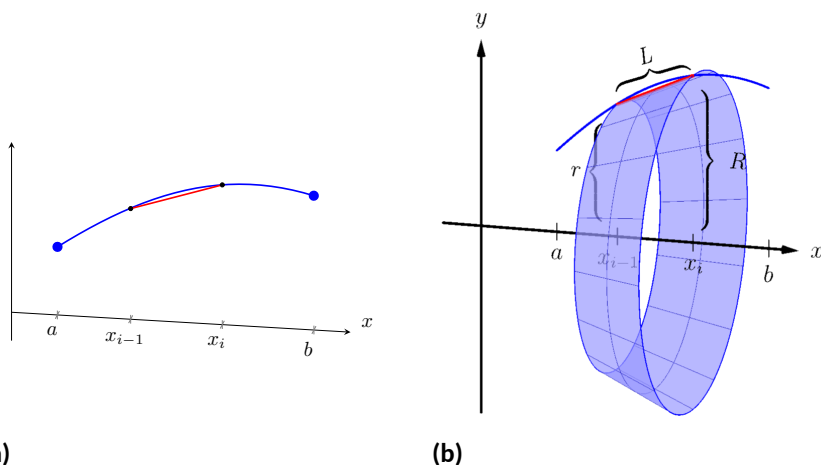
Using a computer with  $n = 100$  the approximation is  $L \approx 3.8202$ ; our approximation with  $n = 4$  is quite good.

$x$	$\sqrt{1 + \cos^2(x)}$
0	$\sqrt{2}$
$\pi/4$	$\sqrt{3/2}$
$\pi/2$	1
$3\pi/4$	$\sqrt{3/2}$
$\pi$	$\sqrt{2}$

**Figure 7.4.10** A table of values of  $y = \sqrt{1 + \cos^2(x)}$  to evaluate a definite integral in [Example 7.4.9](#)

**7.4.2 Surface Area of Solids of Revolution**

We have already seen how a curve  $y = f(x)$  on  $[a, b]$  can be revolved around an axis to form a solid. Instead of computing its volume, we now consider its surface area.



**Figure 7.4.12** Establishing the formula for surface area

We begin as we have in the previous sections: we partition the interval  $[a, b]$  with  $n$  subintervals, where the  $i$ th subinterval is  $[x_{i-1}, x_i]$ . On each subinterval, we can approximate the curve  $y = f(x)$  with a straight line that connects  $f(x_{i-1})$  and  $f(x_i)$  as shown in [Figure 7.4.12\(a\)](#). Revolving this line segment about the  $x$ -axis creates part of a cone (called a *frustum* of a cone) as shown in [Figure 7.4.12\(b\)](#). The surface area of a frustum of a cone is

$$2\pi \cdot \text{length} \cdot \text{average of the two radii } R \text{ and } r.$$



[youtu.be/watch?v=uVgiUPdoPZM](https://youtu.be/watch?v=uVgiUPdoPZM)

**Figure 7.4.11** Video introduction to [Subsection 7.4.2](#)

The length is given by  $L$ ; we use the material just covered by arc length to state that

$$L \approx \sqrt{1 + f'(c_i)^2} \Delta x_i$$

for some  $c_i$  in the  $i$ th subinterval. The radii are just the function evaluated at the endpoints of the interval. That is,

$$R = f(x_i) \text{ and } r = f(x_{i-1}).$$

Thus the surface area of this sample frustum of the cone is approximately

$$2\pi \frac{f(x_{i-1}) + f(x_i)}{2} \sqrt{1 + f'(c_i)^2} \Delta x_i.$$

Since  $f$  is a continuous function, the Intermediate Value Theorem states there is some  $d_i$  in  $[x_{i-1}, x_i]$  such that  $f(d_i) = \frac{f(x_{i-1}) + f(x_i)}{2}$ ; we can use this to rewrite the above equation as

$$2\pi f(d_i) \sqrt{1 + f'(c_i)^2} \Delta x_i.$$

Summing over all the subintervals we get the total surface area to be approximately

$$\text{Surface Area} \approx \sum_{i=1}^n 2\pi f(d_i) \sqrt{1 + f'(c_i)^2} \Delta x_i,$$

which is a Riemann Sum. Taking the limit as the subinterval lengths go to zero gives us the exact surface area, given in the following theorem.

**Theorem 7.4.13 Surface Area of a Solid of Revolution.**

Let  $f$  be differentiable on  $[a, b]$ , where  $f'$  is also continuous on  $[a, b]$ .

1. The surface area of the solid formed by revolving the graph of  $y = f(x)$ , where  $f(x) \geq 0$ , about the  $x$ -axis is

$$\text{Surface Area} = 2\pi \int_a^b f(x) \sqrt{1 + f'(x)^2} dx.$$

2. The surface area of the solid formed by revolving the graph of  $y = f(x)$  about the  $y$ -axis, where  $a, b \geq 0$ , is

$$\text{Surface Area} = 2\pi \int_a^b x \sqrt{1 + f'(x)^2} dx.$$

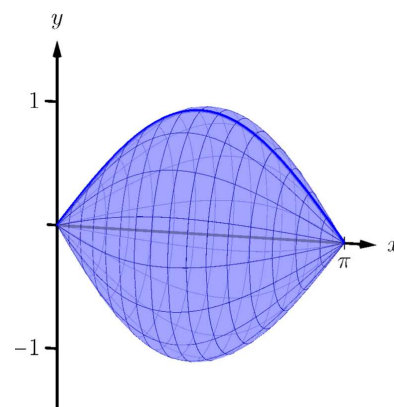
(When revolving  $y = f(x)$  about the  $y$ -axis, the radii of the resulting frustum are  $x_{i-1}$  and  $x_i$ ; their average value is simply the midpoint of the interval. In the limit, this midpoint is just  $x$ . This gives the second part of [Theorem 7.4.13](#).)

**Example 7.4.14 Finding surface area of a solid of revolution.**

Find the surface area of the solid formed by revolving  $y = \sin(x)$  on  $[0, \pi]$  around the  $x$ -axis, as shown in [Figure 7.4.15](#).

**Solution.** The setup is relatively straightforward. Using [Theorem 7.4.13](#), we have the surface area  $SA$  is:

$$SA = 2\pi \int_0^\pi \sin(x) \sqrt{1 + \cos^2(x)} dx$$



**Figure 7.4.15** Revolving  $y = \sin(x)$  on  $[0, \pi]$  about the  $x$ -axis

$$\begin{aligned}
 &= -2\pi \frac{1}{2} \left( \sinh^{-1}(\cos(x)) + \cos(x) \sqrt{1 + \cos^2(x)} \right) \Big|_0^\pi \\
 &= 2\pi \left( \sqrt{2} + \sinh^{-1}(1) \right) \\
 &\approx 14.42 \text{ units}^2.
 \end{aligned}$$

The integration step above is nontrivial, utilizing the integration method of Trigonometric Substitution from [Section 6.3](#).

It is interesting to see that the surface area of a solid, whose shape is defined by a trigonometric function, involves both a square root and an inverse hyperbolic trigonometric function.

Video solution



[youtu.be/watch?v=ehC1adQ-pTs](https://youtu.be/watch?v=ehC1adQ-pTs)

#### Example 7.4.16 Finding surface area of a solid of revolution.

Find the surface area of the solid formed by revolving the curve  $y = x^2$  on  $[0, 1]$  about:

1. the  $x$ -axis
2. the  $y$ -axis.

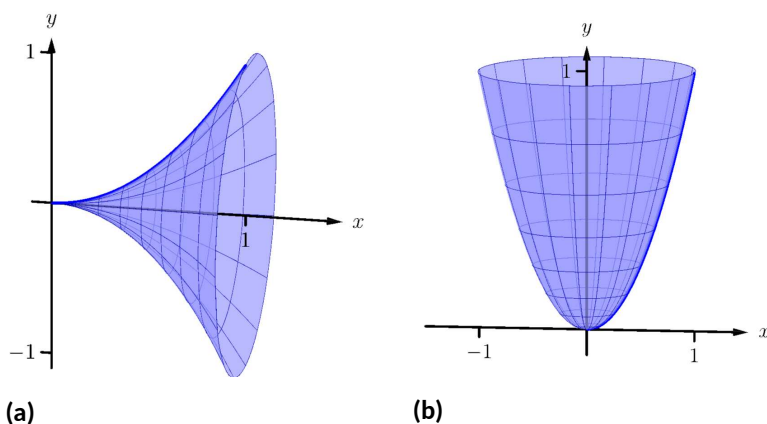


Figure 7.4.17 The solids used in [Example 7.4.16](#)

**Solution.**

1. The integral is straightforward to setup:

$$SA = 2\pi \int_0^1 x^2 \sqrt{1 + (2x)^2} dx.$$

Like the integral in [Example 7.4.14](#), this requires Trigonometric Substitution.

$$\begin{aligned}
 &= \frac{\pi}{32} \left( 2(8x^3 + x) \sqrt{1 + 4x^2} - \sinh^{-1}(2x) \right) \Big|_0^1 \\
 &= \frac{\pi}{32} \left( 18\sqrt{5} - \sinh^{-1}(2) \right) \\
 &\approx 3.81 \text{ units}^2.
 \end{aligned}$$

The solid formed by revolving  $y = x^2$  around the  $x$ -axis is graphed in [Figure 7.4.17\(a\)](#).



2. Since we are revolving around the  $y$ -axis, the “radius” of the solid is not  $f(x)$  but rather  $x$ . Thus the integral to compute the surface area is:

$$SA = 2\pi \int_0^1 x \sqrt{1 + (2x)^2} dx.$$

This integral can be solved using substitution. Set  $u = 1 + 4x^2$ ; the new bounds are  $u = 1$  to  $u = 5$ . We then have

$$\begin{aligned} &= \frac{\pi}{4} \int_1^5 \sqrt{u} du \\ &= \frac{\pi}{4} \frac{2}{3} u^{3/2} \Big|_1^5 \\ &= \frac{\pi}{6} (5\sqrt{5} - 1) \\ &\approx 5.33 \text{ units}^2. \end{aligned}$$

The solid formed by revolving  $y = x^2$  about the  $y$ -axis is graphed in Figure 7.4.17(b).

Video solution



[youtu.be/watch?v=jK04gmbaTtE](https://youtu.be/watch?v=jK04gmbaTtE)

Our final example is a famous mathematical “paradox.”

#### Example 7.4.18 The surface area and volume of Gabriel's Horn.

Consider the solid formed by revolving  $y = 1/x$  about the  $x$ -axis on  $[1, \infty)$ . Find the volume and surface area of this solid. (This shape, as graphed in Figure 7.4.19, is known as “Gabriel's Horn” since it looks like a very long horn that only a supernatural person, such as an angel, could play.)

**Solution.** To compute the volume it is natural to use the Disk Method. We have:

$$\begin{aligned} V &= \pi \int_1^\infty \frac{1}{x^2} dx \\ &= \lim_{b \rightarrow \infty} \pi \int_1^b \frac{1}{x^2} dx \\ &= \lim_{b \rightarrow \infty} \pi \left( \frac{-1}{x} \right) \Big|_1^b \\ &= \lim_{b \rightarrow \infty} \pi \left( 1 - \frac{1}{b} \right) \\ &= \pi \text{ units}^3. \end{aligned}$$

Gabriel's Horn has a finite volume of  $\pi$  cubic units. Since we have already seen that regions with infinite length can have a finite area, this is not too difficult to accept.

We now consider its surface area. The integral is straightforward to setup:

$$SA = 2\pi \int_1^\infty \frac{1}{x} \sqrt{1 + 1/x^4} dx.$$

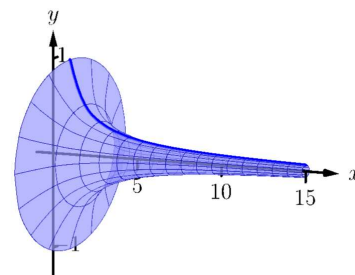


Figure 7.4.19 A graph of Gabriel's Horn

Integrating this expression is not trivial. We can, however, compare it to other improper integrals. Since  $1 < \sqrt{1 + 1/x^4}$  on  $[1, \infty)$ , we can state that

$$2\pi \int_1^{\infty} \frac{1}{x} dx < 2\pi \int_1^{\infty} \frac{1}{x} \sqrt{1 + 1/x^4} dx.$$

By [Key Idea 6.5.17](#), the improper integral on the left diverges. Since the integral on the right is larger, we conclude it also diverges, meaning Gabriel's Horn has infinite surface area.

Hence the “paradox”: we can fill Gabriel's Horn with a finite amount of paint, but since it has infinite surface area, we can never paint it.

Somehow this paradox is striking when we think about it in terms of volume and area. However, we have seen a similar paradox before, as referenced above. We know that the area under the curve  $y = 1/x^2$  on  $[1, \infty)$  is finite, yet the shape has an infinite perimeter. Strange things can occur when we deal with the infinite.

A standard equation from physics is “Work = force  $\times$  distance”, when the force applied is constant. In [Section 7.5](#) we learn how to compute work when the force applied is variable.

Video solution



[youtu.be/watch?v=L4ogGgyzmvs](https://youtu.be/watch?v=L4ogGgyzmvs)

### 7.4.3 Exercises

#### Terms and Concepts

1. T/F: The integral formula for computing Arc Length was found by first approximating arc length with straight line segments.
2. T/F: The integral formula for computing Arc Length includes a square-root, meaning the integration is probably easy.

#### Problems

**Exercise Group.** In the following exercises, find the arc length of the function on the given interval.

- |  |   |
|--|---|
| 3. $f(x) = x$ on $[0, 1]$ .                              | 4. $f(x) = \sqrt{8x}$ on $[-1, 1]$ .                          |
| 5. $f(x) = \frac{1}{3}x^{3/2} - x^{1/2}$ on $[0, 1]$ .   | 6. $f(x) = \frac{1}{12}x^3 + \frac{1}{x}$ on $[1, 4]$ .       |
| 7. $f(x) = 2x^{3/2} - \frac{1}{6}\sqrt{x}$ on $[1, 4]$ . | 8. $f(x) = \cosh(x)$ on $[-\ln(2), \ln(2)]$ .                 |
| 9. $f(x) = \frac{1}{2}(e^x + e^{-x})$ on $[0, \ln(5)]$ . | 10. $f(x) = \frac{1}{12}x^5 + \frac{1}{5x^3}$ on $[0.1, 1]$ . |
| 11. $f(x) = \ln(\sin(x))$ on $[\pi/6, \pi/2]$ .          | 12. $f(x) = \ln(\cos(x))$ on $[0, \pi/4]$ .                   |

**Exercise Group.** In the following exercises, set up the integral to compute the arc length of the function on the given interval. Do not evaluate the integral.

- |  |   |
|--|---|
| 13. $f(x) = x^2$ on $[0, 1]$ .         | 14. $f(x) = x^{10}$ on $[0, 1]$ .           |
| 15. $f(x) = \ln(x)$ on $[1, e]$ .      | 16. $f(x) = \frac{1}{x}$ on $[1, 2]$ .      |
| 17. $f(x) = \cos(x)$ on $[0, \pi/2]$ . | 18. $f(x) = \sec(x)$ on $[-\pi/4, \pi/4]$ . |

**Exercise Group.** In the following exercises, use Simpson's Rule, with  $n = 4$ , to approximate the arc length of the function on the given interval. Note: these are the same problems as in [Exercises 13–18](#).

- |  |   |
|--|---|
| 19. $f(x) = x^2$ on $[0, 1]$ .         | 20. $f(x) = x^{10}$ on $[0, 1]$ .           |
| 21. $f(x) = \ln(x)$ on $[1, e]$ .      | 22. $f(x) = \frac{1}{x}$ on $[1, 2]$ .      |
| 23. $f(x) = \cos(x)$ on $[0, \pi/2]$ . | 24. $f(x) = \sec(x)$ on $[-\pi/4, \pi/4]$ . |

**Exercise Group.** In the following exercises, find the surface area of the described solid of revolution.

- |  |  |
|--|--|
| 25. The solid formed by revolving $y = 2x$ on $[0, 1]$ about the $x$ -axis.  | 26. The solid formed by revolving $y = 2x$ on $[0, 1]$ about the $y$ -axis.  |
| 27. The solid formed by revolving $y = x^2$ on $[0, 1]$ about the $y$ -axis. | 28. The solid formed by revolving $y = x^3$ on $[0, 1]$ about the $x$ -axis. |

**Exercise Group.** The following arc length and surface area problems lead to improper integrals. Although the hypotheses of [Theorem 7.4.4](#) and [Theorem 7.4.13](#) are not satisfied, the improper integrals converge, and formulas for arc length and surface area still give the correct result.

- |   |  |
|---|--|
| 29. Find the length of the curve $f(x) = \sqrt{x}$ on $[0, 1]$ . (Note: this is the same as the length of $f(x) = x^2$ on $[0, 1]$ . Why?)  | 30. Find the length of the curve $f(x) = \sqrt{1 - x^2}$ on $[-1, 1]$ . (Note: this describes the top half of a circle with radius 1.) |
| 31. Find the length of the curve $f(x) = \sqrt{1 - x^2/9}$ on $[-3, 3]$ . (Note: this describes the top half of an ellipse with a major axis of length 6 and a minor axis of length 2.) | 32. Find the surface area of the solid formed by revolving $y = \sqrt{x}$ on $[0, 1]$ about the $x$ -axis.                             |

33. Find the surface area of the sphere formed by revolving  $y = \sqrt{1 - x^2}$  on  $[-1, 1]$  about the  $x$ -axis.

## 7.5 Work

Work is the scientific term used to describe the action of a force which moves an object. When a constant force  $F$  is applied to move an object a distance  $d$ , the amount of work performed is  $W = F \cdot d$ .

The SI unit of force is the **newton**; one newton is equal to one  $\frac{\text{kg} \cdot \text{m}}{\text{s}^2}$ , and the SI unit of distance is a meter (m). The fundamental unit of work is one newton-meter, or a **joule** (J). That is, applying a force of one newton for one meter performs one joule of work. In Imperial units (as used in the United States), force is measured in pounds (lb) and distance is measured in feet (ft), hence work is measured in ft-lb.

When force is constant, the measurement of work is straightforward. For instance, lifting a 200 lb object 5 ft performs  $200 \cdot 5 = 1000$  ft-lb of work.

What if the force applied is variable? For instance, imagine a climber pulling a 200 ft rope up a vertical face. The rope becomes lighter as more is pulled in, requiring less force and hence the climber performs less work.

### 7.5.1 Work Done by a Variable Force

In general, let  $F(x)$  be a force function on an interval  $[a, b]$ . We want to measure the amount of work done applying the force  $F$  from  $x = a$  to  $x = b$ . We can approximate the amount of work being done by partitioning  $[a, b]$  into subintervals  $a = x_0 < x_1 < \cdots < x_n = b$  and assuming that  $F$  is constant on each subinterval. Let  $c_i$  be a value in the  $i$ th subinterval  $[x_{i-1}, x_i]$ . Then the work done on this interval is approximately  $W_i \approx F(c_i) \cdot (x_i - x_{i-1}) = F(c_i) \Delta x_i$ , a constant force  $\times$  the distance over which it is applied. The total work is

$$W = \sum_{i=1}^n W_i \approx \sum_{i=1}^n F(c_i) \Delta x_i.$$

This, of course, is a Riemann sum. Taking a limit as the subinterval lengths go to zero gives an exact value of work which can be evaluated through a definite integral.

#### Key Idea 7.5.1 Work.

Let  $F(x)$  be a continuous function on  $[a, b]$  describing the amount of force being applied to an object in the direction of travel from distance  $x = a$  to distance  $x = b$ . The total work  $W$  done on  $[a, b]$  is

$$W = \int_a^b F(x) dx.$$

#### Example 7.5.2 Computing work performed: applying variable force.

A 60 m climbing rope is hanging over the side of a tall cliff. How much work is performed in pulling the rope up to the top, where the rope has a linear mass density of  $66 \frac{\text{g}}{\text{m}}$ ?

**Solution.** We need to create a force function  $F(x)$  on the interval  $[0, 60]$ . To do so, we must first decide what  $x$  is measuring: is it the length of the rope still hanging or is it the amount of rope pulled in? As long as we are consistent, either approach is fine. We adopt for this example the convention that  $x$  is the amount of rope pulled in. This seems to match intuition better; pulling up the first 10 meters of rope involves  $x = 0$  to  $x = 10$  instead of  $x = 60$  to  $x = 50$ .

Mass and weight are closely related, yet different, concepts. The mass  $m$  of an object is a quantitative measure of that object's resistance to acceleration. The weight  $w$  of an object is a measurement of the force applied to the object by the acceleration of gravity  $g$ .

Since the two measurements are proportional,  $w = m \cdot g$ , they are often used interchangeably in everyday conversation. When computing work, one must be careful to note which is being referred to. When mass is given, it must be multiplied by the acceleration of gravity to reference the related force.

As  $x$  is the amount of rope pulled in, the amount of rope still hanging is  $60 - x$ . This length of rope has a mass of  $66 \frac{\text{g}}{\text{m}}$  or  $0.066 \frac{\text{kg}}{\text{m}}$ . The mass of the rope still hanging is  $0.066(60 - x)$  kg; multiplying this mass by the acceleration of gravity,  $9.8 \frac{\text{m}}{\text{s}^2}$ , gives our variable force function

$$F(x) = (9.8)(0.066)(60 - x) = 0.6468(60 - x).$$

Thus the total work performed in pulling up the rope is

$$W = \int_0^{60} 0.6468(60 - x) dx = 1,164.24 \text{ J}.$$

By comparison, consider the work done in lifting the entire rope 60 meters. The rope weighs  $60 \times 0.066 \times 9.8 = 38.808$  N, so the work applying this force for 60 meters is  $60 \times 38.808 = 2,328.48$  J. This is exactly twice the work calculated before (and we leave it to the reader to understand why.)

### Example 7.5.3 Computing work performed: applying variable force.

Consider again pulling a 60 m rope up a cliff face, where the rope has a mass of  $66 \frac{\text{g}}{\text{m}}$ . At what point is exactly half the work performed?

**Solution.** From [Example 7.5.2](#) we know the total work performed is 1,164.24 J. We want to find a height  $h$  such that the work in pulling the rope from a height of  $x = 0$  to a height of  $x = h$  is 582.12, or half the total work. Thus we want to solve the equation

$$\int_0^h 0.6468(60 - x) dx = 582.12$$

for  $h$ .

$$\begin{aligned} \int_0^h 0.6468(60 - x) dx &= 582.12 \\ (38.808x - 0.3234x^2) \Big|_0^h &= 582.12 \\ 38.808h - 0.3234h^2 &= 582.12 \\ -0.3234h^2 + 38.808h - 582.12 &= 0. \end{aligned}$$

Apply the Quadratic Formula:

$$h = 17.57 \text{ and } 102.43$$

As the rope is only 60 m long, the only sensible answer is  $h = 17.57$ . Thus about half the work is done pulling up the first 17.57 m; the other half of the work is done pulling up the remaining 42.43 m.

In [Example 7.5.3](#), we find that half of the work performed in pulling up a 60 m rope is done in the last 42.43 m. Why is it not coincidental that  $60/\sqrt{2} = 42.43$ ?

### Example 7.5.4 Computing work performed: applying variable force.

A box of 100 lb of sand is being pulled up at a uniform rate a distance of 50 ft over 1 minute. The sand is leaking from the box at a rate of  $1 \frac{\text{lb}}{\text{s}}$ . The box itself weighs 5 lb and is pulled by a rope weighing  $0.2 \frac{\text{lb}}{\text{ft}}$ .

1. How much work is done lifting just the rope?
2. How much work is done lifting just the box and sand?
3. What is the total amount of work performed?

**Solution.**

1. We start by forming the force function  $F_r(x)$  for the rope (where the subscript denotes we are considering the rope). As in the previous example, let  $x$  denote the amount of rope, in feet, pulled in. (This is the same as saying  $x$  denotes the height of the box.) The weight of the rope with  $x$  feet pulled in is  $F_r(x) = 0.2(50 - x) = 10 - 0.2x$ . (Note that we do not have to include the acceleration of gravity here, for the *weight* of the rope per foot is given, not its *mass* per meter as before.) The work performed lifting the rope is

$$W_r = \int_0^{50} (10 - 0.2x) dx = 250 \text{ ft-lb.}$$

2. The sand is leaving the box at a rate of  $1 \frac{\text{lb}}{\text{s}}$ . As the vertical trip is to take one minute, we know that 60 lb will have left when the box reaches its final height of 50 ft. Again letting  $x$  represent the height of the box, we have two points on the line that describes the weight of the sand: when  $x = 0$ , the sand weight is 100 lb, producing the point  $(0, 100)$ ; when  $x = 50$ , the sand in the box weighs 40 lb, producing the point  $(50, 40)$ . The slope of this line is  $\frac{100-40}{0-50} = -1.2$ , giving the equation of the weight of the sand at height  $x$  as  $w(x) = -1.2x + 100$ . The box itself weighs a constant 5 lb, so the total force function is  $F_b(x) = -1.2x + 105$ . Integrating from  $x = 0$  to  $x = 50$  gives the work performed in lifting box and sand:

$$W_b = \int_0^{50} (-1.2x + 105) dx = 3750 \text{ ft-lb.}$$

3. The total work is the sum of  $W_r$  and  $W_b$ :  $250 + 3750 = 4000 \text{ ft-lb.}$  We can also arrive at this via integration:

$$\begin{aligned} W &= \int_0^{50} (F_r(x) + F_b(x)) dx \\ &= \int_0^{50} (10 - 0.2x - 1.2x + 105) dx \\ &= \int_0^{50} (-1.4x + 115) dx \\ &= 4000 \text{ ft-lb.} \end{aligned}$$

### 7.5.2 Hooke's Law and Springs

Hooke's Law states that the force required to compress or stretch a spring  $x$  units from its natural length is proportional to  $x$ ; that is, this force is  $F(x) = kx$  for some constant  $k$ . For example, if a force of 1 N stretches a given spring 2 cm,

then a force of 5 N will stretch the spring 10 cm. Converting the distances to meters, we have that stretching this spring 0.02 m requires a force of  $F(0.02) = k(0.02) = 1$  N, hence  $k = 1/0.02 = 50 \frac{\text{N}}{\text{m}}$ .

### Example 7.5.5 Computing work performed: stretching a spring.

A force of 20 lb stretches a spring from a natural length of 7 inches to a length of 12 inches. How much work was performed in stretching the spring to this length?

**Solution.** In many ways, we are not at all concerned with the actual length of the spring, only with the amount of its change. Hence, we do not care that 20 lb of force stretches the spring to a length of 12 inches, but rather that a force of 20 lb stretches the spring by 5 inches. This is illustrated in Figure 7.5.6; we only measure the change in the spring's length, not the overall length of the spring.

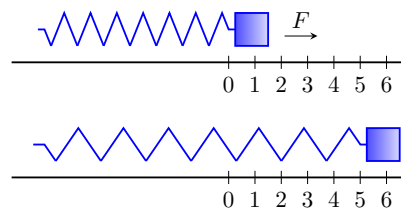
Converting the units of length to feet, we have

$$F(5/12) = 5/12k = 20 \text{ lb}.$$

Thus  $k = 48 \frac{\text{lb}}{\text{ft}}$  and  $F(x) = 48x$ .

We compute the total work performed by integrating  $F(x)$  from  $x = 0$  to  $x = 5/12$ :

$$\begin{aligned} W &= \int_0^{5/12} 48x \, dx \\ &= 24x^2 \Big|_0^{5/12} \\ &= 25/6 \approx 4.1667 \text{ ft-lb}. \end{aligned}$$



**Figure 7.5.6** Illustrating the important aspects of stretching a spring in computing work in Example 7.5.5

## 7.5.3 Pumping Fluids

Another useful example of the application of integration to compute work comes in the pumping of fluids, often illustrated in the context of emptying a storage tank by pumping the fluid out the top. This situation is different than our previous examples for the forces involved are constant. After all, the force required to move one cubic foot of water (about 62.4 lb) is the same regardless of its location in the tank. What is variable is the distance that cubic foot of water has to travel; water closer to the top travels less distance than water at the bottom, producing less work.

**Table 7.5.7** Weight and Mass densities

Fluid	lb/ft <sup>3</sup>	kg/m <sup>3</sup>
Concrete	150	2400
Fuel Oil	55.46	890.13
Gasoline	45.93	737.22
Iodine	307	4927
Methanol	49.3	791.3
Mercury	844	13546
Milk	63.6–65.4	1020–1050
Water	62.4	1000



We demonstrate how to compute the total work done in pumping a fluid out of the top of a tank in the next two examples.

**Example 7.5.8 Computing work performed: pumping fluids.**

A cylindrical storage tank with a radius of 10 ft and a height of 30 ft is filled with water, which weighs approximately  $62.4 \frac{\text{lb}}{\text{ft}^3}$ . Compute the amount of work performed by pumping the water up to a point 5 feet above the top of the tank.

**Solution.** We will refer often to Figure 7.5.9 which illustrates the salient aspects of this problem.

We start as we often do: we partition an interval into subintervals. We orient our tank vertically since this makes intuitive sense with the base of the tank at  $y = 0$ . Hence the top of the water is at  $y = 30$ , meaning we are interested in subdividing the  $y$ -interval  $[0, 30]$  into  $n$  subintervals as

$$0 = y_0 < y_1 < \cdots < y_n = 30.$$

Consider the work  $W_i$  of pumping only the water residing in the  $i$ th subinterval, illustrated in Figure 7.5.9. The force required to move this water is equal to its weight which we calculate as volume  $\times$  density. The volume of water in this subinterval is  $V_i = 10^2 \pi \Delta y_i$ ; its density is  $62.4 \frac{\text{lb}}{\text{ft}^3}$ . Thus the required force is  $6240\pi \Delta y_i$  lb.

We approximate the distance the force is applied by using any  $y$ -value contained in the  $i$ th subinterval; for simplicity, we arbitrarily use  $y_i$  for now (it will not matter later on). The water will be pumped to a point 5 feet above the top of the tank, that is, to the height of  $y = 35$  ft. Thus the distance the water at height  $y_i$  travels is  $35 - y_i$  ft.

In all, the approximate work  $W_i$  performed in moving the water in the  $i$ th subinterval to a point 5 feet above the tank is

$$W_i \approx 6240\pi \Delta y_i (35 - y_i).$$

To approximate the total work performed in pumping out all the water from the tank, we sum all the work  $W_i$  performed in pumping the water from each of the  $n$  subintervals of  $[0, 30]$ :

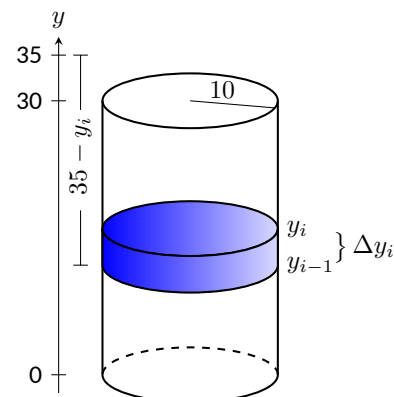
$$W \approx \sum_{i=1}^n W_i = \sum_{i=1}^n 6240\pi \Delta y_i (35 - y_i).$$

This is a Riemann sum. Taking the limit as the subinterval length goes to 0 gives

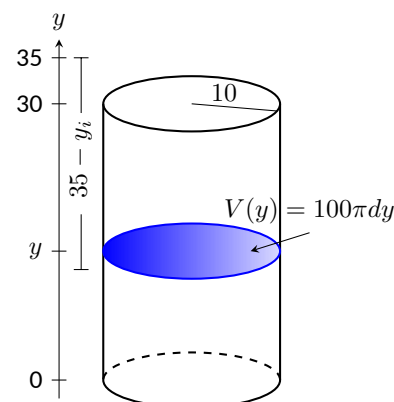
$$\begin{aligned} W &= \int_0^{30} 6240\pi (35 - y) dy \\ &= 6240\pi \left( 35y - \frac{1}{2}y^2 \right) \Big|_0^{30} \\ &= 11,762,123 \text{ ft-lb} \\ &\approx 1.176 \times 10^7 \text{ ft-lb}. \end{aligned}$$

We can “streamline” the above process a bit as we may now recognize what the important features of the problem are. Figure 7.5.10 shows the tank from Example 7.5.8 without the  $i$ th subinterval identified.

Instead, we just draw one differential element. This helps establish the height



**Figure 7.5.9** Illustrating a water tank in order to compute the work required to empty it in Example 7.5.8



**Figure 7.5.10** A simplified illustration for computing work

a small amount of water must travel along with the force required to move it (where the force is volume  $\times$  density).

We demonstrate the concepts again in the next examples.

**Example 7.5.11 Computing work performed: pumping fluids.**

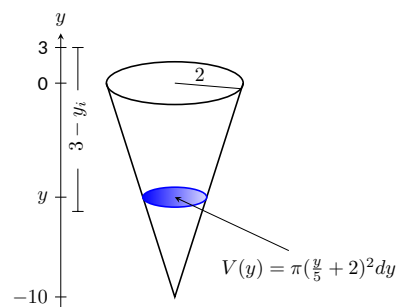
A conical water tank has its top at ground level and its base 10 feet below ground. The radius of the cone at ground level is 2 ft. It is filled with water weighing  $62.4 \frac{\text{lb}}{\text{ft}^3}$  and is to be emptied by pumping the water to a spigot 3 feet above ground level. Find the total amount of work performed in emptying the tank.

**Solution.** The conical tank is sketched in Figure 7.5.12. We can orient the tank in a variety of ways; we could let  $y = 0$  represent the base of the tank and  $y = 10$  represent the top of the tank, but we choose to keep the convention of the wording given in the problem and let  $y = 0$  represent ground level and hence  $y = -10$  represents the bottom of the tank. The actual “height” of the water does not matter; rather, we are concerned with the distance the water travels.

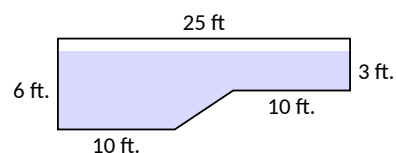
The figure also sketches a differential element, a cross-sectional circle. The radius of this circle is variable, depending on  $y$ . When  $y = -10$ , the circle has radius 0; when  $y = 0$ , the circle has radius 2. These two points,  $(-10, 0)$  and  $(0, 2)$ , allow us to find the equation of the line that gives the radius of the cross-sectional circle, which is  $r(y) = 1/5y + 2$ . Hence the volume of water at this height is  $V(y) = \pi(1/5y + 2)^2 dy$ , where  $dy$  represents a very small height of the differential element. The force required to move the water at height  $y$  is  $F(y) = 62.4 \times V(y)$ .

The distance the water at height  $y$  travels is given by  $h(y) = 3 - y$ . Thus the total work done in pumping the water from the tank is

$$\begin{aligned} W &= \int_{-10}^0 62.4\pi(1/5y + 2)^2(3 - y) dy \\ &= 62.4\pi \int_{-10}^0 \left( -\frac{1}{25}y^3 - \frac{17}{25}y^2 - \frac{8}{5}y + 12 \right) dy \\ &= 62.2\pi \cdot \frac{220}{3} \approx 14,376\text{ft}\cdot\text{lb}. \end{aligned}$$



**Figure 7.5.12** A graph of the conical water tank in Example 7.5.11



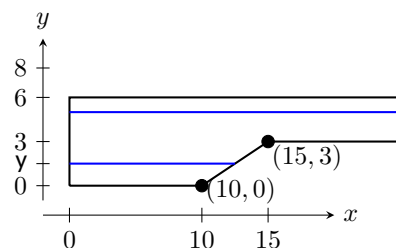
**Figure 7.5.14** The cross-section of a swimming pool filled with water in Example 7.5.13

**Example 7.5.13 Computing work performed: pumping fluids.**

A rectangular swimming pool is 20 ft wide and has a 3 ft “shallow end” and a 6 ft “deep end.” It is to have its water pumped out to a point 2 ft above the current top of the water. The cross-sectional dimensions of the water in the pool are given in Figure 7.5.14; note that the dimensions are for the water, not the pool itself. Compute the amount of work performed in draining the pool.

**Solution.** For the purposes of this problem we choose to set  $y = 0$  to represent the bottom of the pool, meaning the top of the water is at  $y = 6$ .

Figure 7.5.15 shows the pool oriented with this  $y$ -axis, along with 2 differential elements as the pool must be split into two different regions. The top region lies in the  $y$ -interval of  $[3, 6]$ , where the length of the differential element is 25 ft as shown. As the pool is 20 ft wide, this differential element represents a thin slice of water with volume  $V(y) =$



**Figure 7.5.15** Orienting the pool and showing differential elements for Example 7.5.13

$20 \cdot 25 \cdot dy$ . The water is to be pumped to a height of  $y = 8$ , so the height function is  $h(y) = 8 - y$ . The work done in pumping this top region of water is

$$W_t = 62.4 \int_3^6 500(8 - y) dy = 327,600 \text{ ft-lb.}$$

The bottom region lies in the  $y$ -interval of  $[0, 3]$ ; we need to compute the length of the differential element in this interval.

One end of the differential element is at  $x = 0$  and the other is along the line segment joining the points  $(10, 0)$  and  $(15, 3)$ . The equation of this line is  $y = 3/5(x - 10)$ ; as we will be integrating with respect to  $y$ , we rewrite this equation as  $x = 5/3y + 10$ . So the length of the differential element is a difference of  $x$ -values:  $x = 0$  and  $x = 5/3y + 10$ , giving a length of  $x = 5/3y + 10$ .

Again, as the pool is 20 ft wide, this differential element represents a thin slice of water with volume  $V(y) = 20 \cdot (5/3y + 10) \cdot dy$ ; the height function is the same as before at  $h(y) = 8 - y$ . The work performed in emptying this part of the pool is

$$W_b = 62.4 \int_0^3 20(5/3y + 10)(8 - y) dy = 299,520 \text{ ft-lb.}$$

The total work in emptying the pool is

$$W = W_b + W_t = 327,600 + 299,520 = 627,120 \text{ ft-lb.}$$

Notice how the emptying of the bottom of the pool performs almost as much work as emptying the top. The top portion travels a shorter distance but has more water. In the end, this extra water produces more work.

The next section introduces one final application of the definite integral, the calculation of fluid force on a plate.

## 7.5.4 Exercises

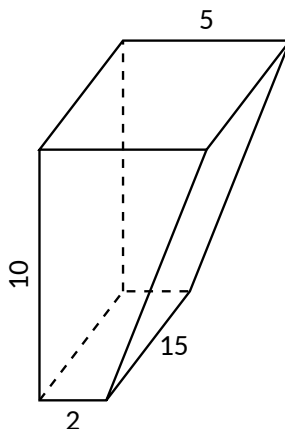
### Terms and Concepts

1. What are the typical units of work?
2. If a man has a mass of 80 kg on Earth, will his mass on the moon be bigger, smaller, or the same?
3. If a woman weighs 130 lb on Earth, will her weight on the moon be bigger, smaller, or the same?
4. Fill in the blanks:  
Some integrals in this section are set up by multiplying a variable \_\_\_\_\_ by a constant distance; others are set up by multiplying a constant force by a variable \_\_\_\_\_.

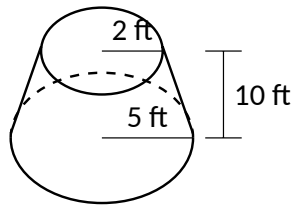
### Problems

5. A 100 ft rope, weighing  $0.1 \frac{\text{lb}}{\text{ft}}$ , hangs over the edge of a tall building.
  - (a) How much work is done pulling the entire rope to the top of the building?
  - (b) How much rope is pulled in when half of the total work is done?
6. A 50 m rope, with a mass density of  $0.2 \frac{\text{kg}}{\text{m}}$ , hangs over the edge of a tall building.
  - (a) How much work is done pulling the entire rope to the top of the building?
  - (b) How much work is done pulling in the first 20 m?
7. A rope of length  $\ell$  ft hangs over the edge of tall cliff. (Assume the cliff is taller than the length of the rope.) The rope has a weight density of  $d \frac{\text{lb}}{\text{ft}}$ .
  - (a) How much work is done pulling the entire rope to the top of the cliff?
  - (b) What percentage of the total work is done pulling in the first half of the rope?
  - (c) How much rope is pulled in when half of the total work is done?
8. A 20 m rope with mass density of  $0.5 \frac{\text{kg}}{\text{m}}$  hangs over the edge of a 10 m building. How much work is done pulling the rope to the top?
9. A crane lifts a 2000 lb load vertically 30 ft with a 1 in cable weighing  $1.68 \frac{\text{lb}}{\text{ft}}$ .
  - (a) How much work is done lifting the cable alone?
  - (b) How much work is done lifting the load alone?
  - (c) Could one conclude that the work done lifting the cable is negligible compared to the work done lifting the load?
10. A 100 lb bag of sand is lifted uniformly 120 ft in one minute. Sand leaks from the bag at a rate of  $1/4 \frac{\text{lb}}{\text{s}}$ . What is the total work done in lifting the bag?
11. A box weighing 2 lb lifts 10 lb of sand vertically 50 ft. A crack in the box allows the sand to leak out such that 9 lb of sand is in the box at the end of the trip. Assume the sand leaked out at a uniform rate. What is the total work done in lifting the box and sand?
12. A force of 1000 lb compresses a spring 3 in. How much work is performed in compressing the spring?
13. A force of 2 N stretches a spring 5 cm. How much work is performed in stretching the spring?
14. A force of 50 lb compresses a spring from a natural length of 18 in to 12 in. How much work is performed in compressing the spring?
15. A force of 20 lb stretches a spring from a natural length of 6 in to 8 in. How much work is performed in stretching the spring?

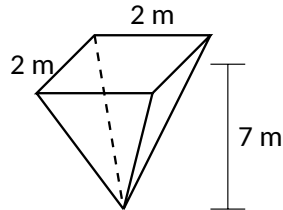
16. A force of 7 N stretches a spring from a natural length of 11 cm to 21 cm. How much work is performed in stretching the spring from a length of 16 cm to 21 cm?
17. A force of  $f$  N stretches a spring  $d$  m from its natural length. How much work is performed in stretching the spring?
18. A 20 lb weight is attached to a spring. The weight rests on the spring, compressing the spring from a natural length of 1 ft to 6 in.  
How much work is done in lifting the box 1.5 ft (i.e., the spring will be stretched 1 ft beyond its natural length)?
19. A 20 lb weight is attached to a spring. The weight rests on the spring, compressing the spring from a natural length of 1 ft to 6 in.  
How much work is done in lifting the box 6 in (i.e., bringing the spring back to its natural length)?
20. A 5 m tall cylindrical tank with radius of 2 m is filled with 3 m of gasoline, with a mass density of  $737.22 \frac{\text{kg}}{\text{m}^3}$ . Compute the total work performed in pumping all the gasoline to the top of the tank.
21. A 6 ft cylindrical tank with a radius of 3 ft is filled with water, which has a weight density of  $62.4 \frac{\text{lb}}{\text{ft}^3}$ . The water is to be pumped to a point 2 ft above the top of the tank.
- (a) How much work is performed in pumping all the water from the tank?
- (b) How much work is performed in pumping 3 ft of water from the tank?
- (c) At what point is  $1/2$  of the total work done?
22. A gasoline tanker is filled with gasoline with a weight density of  $45.93 \frac{\text{lb}}{\text{ft}^3}$ . The dispensing valve at the base is jammed shut, forcing the operator to empty the tank via pumping the gas to a point 1 ft above the top of the tank. Assume the tank is a perfect cylinder, 20 ft long with a diameter of 7.5 ft. How much work is performed in pumping all the gasoline from the tank?
23. A fuel oil storage tank is 10 ft deep with trapezoidal sides, 5 ft at the top and 2 ft at the bottom, and is 15 ft wide (see diagram below). Given that fuel oil weighs  $55.46 \frac{\text{lb}}{\text{ft}^3}$ , find the work performed in pumping all the oil from the tank to a point 3 ft above the top of the tank.



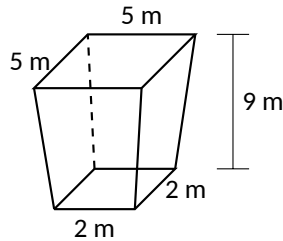
24. A conical water tank is 5 m deep with a top radius of 3 m. (This is similar to [Example 7.5.11](#).) The tank is filled with pure water, with a mass density of  $1000 \frac{\text{kg}}{\text{m}^3}$ .
- (a) Find the work performed in pumping all the water to the top of the tank.
- (b) Find the work performed in pumping the top 2.5 m of water to the top of the tank.
- (c) Find the work performed in pumping the top half of the water, by volume, to the top of the tank.
25. A water tank has the shape of a truncated cone, with dimensions given below, and is filled with water with a weight density of  $62.4 \frac{\text{lb}}{\text{ft}^3}$ . Find the work performed in pumping all water to a point 1 ft above the top of the tank.



26. A water tank has the shape of an inverted pyramid, with dimensions given below, and is filled with water with a mass density of  $1000 \frac{\text{kg}}{\text{m}^3}$ . Find the work performed in pumping all water to a point 5 m above the top of the tank.



27. A water tank has the shape of a truncated, inverted pyramid, with dimensions given below, and is filled with water with a mass density of  $1000 \frac{\text{kg}}{\text{m}^3}$ . Find the work performed in pumping all water to a point 1 m above the top of the tank.



## 7.6 Fluid Forces

In the unfortunate situation of a car driving into a body of water, the conventional wisdom is that the water pressure on the doors will quickly be so great that they will be effectively unopenable. (Survival techniques suggest immediately opening the door, rolling down or breaking the window, or waiting until the water fills up the interior at which point the pressure is equalized and the door will open. See Mythbusters episode #72 to watch Adam Savage test these options.)

How can this be true? How much force does it take to open the door of a submerged car? In this section we will find the answer to this question by examining the forces exerted by fluids.

We start with *pressure*, which is related to *force* by the following equations:

$$\text{Pressure} = \frac{\text{Force}}{\text{Area}} \Leftrightarrow \text{Force} = \text{Pressure} \times \text{Area}.$$

In the context of fluids, we have the following definition.

### Definition 7.6.1 Fluid Pressure.

Let  $w$  be the weight-density of a fluid. The **pressure**  $p$  exerted on an object at depth  $d$  in the fluid is  $p = w \cdot d$ .

We use this definition to find the *force* exerted on a horizontal sheet by considering the sheet's area.

### Example 7.6.2 Computing fluid force.

1. A cylindrical storage tank has a radius of 2 ft and holds 10 ft of a fluid with a weight-density of  $50 \frac{\text{lb}}{\text{ft}^3}$ . (See Figure 7.6.3.) What is the force exerted on the base of the cylinder by the fluid?
2. A rectangular tank whose base is a 5 ft square has a circular hatch at the bottom with a radius of 2 ft. The tank holds 10 ft of a fluid with a weight-density of  $50 \frac{\text{lb}}{\text{ft}^3}$ . (See Figure 7.6.4.) What is the force exerted on the hatch by the fluid?

### Solution.

1. Using Definition 7.6.1, we calculate that the pressure exerted on the cylinder's base is  $w \cdot d = 50 \frac{\text{lb}}{\text{ft}^3} \times 10 \text{ ft} = 500 \frac{\text{lb}}{\text{ft}^2}$ . The area of the base is  $\pi \cdot 2^2 = 4\pi \text{ ft}^2$ . So the force exerted by the fluid is

$$F = 500 \times 4\pi = 6283 \text{ lb}.$$

Note that we effectively just computed the *weight* of the fluid in the tank.

2. The dimensions of the tank in this problem are irrelevant. All we are concerned with are the dimensions of the hatch and the depth of the fluid. Since the dimensions of the hatch are the same as the base of the tank in the previous part of this example, as is the depth, we see that the fluid force is the same. That is,  $F = 6283 \text{ lb}$ . A key concept to understand here is that we are effectively measuring the weight of a 10 ft column of water above the hatch. The size of the tank holding the fluid does not matter.

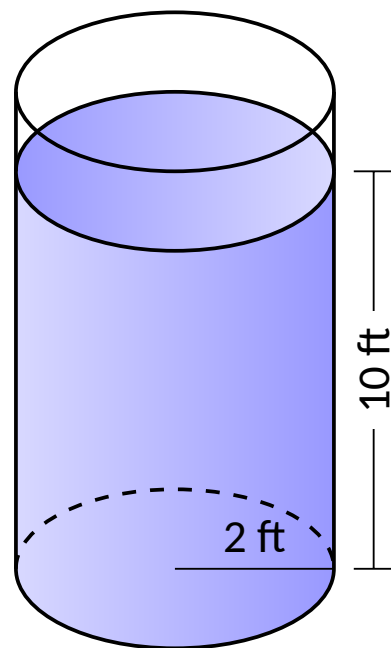


Figure 7.6.3 A cylindrical tank in Example 7.6.2

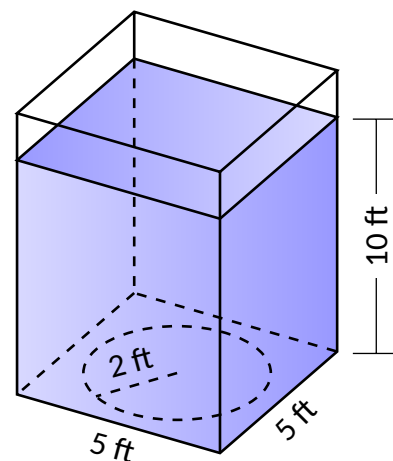


Figure 7.6.4 A rectangular tank in Example 7.6.2

The previous example demonstrates that computing the force exerted on a horizontally oriented plate is relatively easy to compute. What about a vertically oriented plate? For instance, suppose we have a circular porthole located on the side of a submarine. How do we compute the fluid force exerted on it?

Pascal's Principle states that the pressure exerted by a fluid at a depth is equal in all directions. Thus the pressure on any portion of a plate that is 1 ft below the surface of water is the same no matter how the plate is oriented. (Thus a hollow cube submerged at a great depth will not simply be “crushed” from above, but the sides will also crumple in. The fluid will exert force on *all* sides of the cube.)

So consider a vertically oriented plate as shown in Figure 7.6.5 submerged in a fluid with weight-density  $w$ . What is the total fluid force exerted on this plate? We find this force by first approximating the force on small horizontal strips.

Let the top of the plate be at depth  $b$  and let the bottom be at depth  $a$ . (For now we assume that surface of the fluid is at depth 0, so if the bottom of the plate is 3 ft under the surface, we have  $a = -3$ . We will come back to this later.) We partition the interval  $[a, b]$  into  $n$  subintervals

$$a = y_0 < y_1 < \cdots < y_n = b,$$

with the  $i$ th subinterval having length  $\Delta y_i$ . The force  $F_i$  exerted on the plate in the  $i$ th subinterval is  $F_i = \text{Pressure} \times \text{Area}$ .

The pressure is depth times the weight density  $w$ . We approximate the depth of this thin strip by choosing any value  $d_i$  in  $[y_{i-1}, y_i]$ ; the depth is approximately  $-d_i$ . (Our convention has  $d_i$  being a negative number, so  $-d_i$  is positive.) For convenience, we let  $d_i$  be an endpoint of the subinterval; we let  $d_i = y_i$ .

The area of the thin strip is approximately length  $\times$  width. The width is  $\Delta y_i$ . The length is a function of some  $y$ -value  $c_i$  in the  $i$ th subinterval. We state the length is  $\ell(c_i)$ . Thus

$$\begin{aligned} F_i &= \text{Pressure} \times \text{Area} \\ &= -y_i \cdot w \times \ell(c_i) \cdot \Delta y_i. \end{aligned}$$

To approximate the total force, we add up the approximate forces on each of the  $n$  thin strips:

$$F = \sum_{i=1}^n F_i \approx \sum_{i=1}^n -w \cdot y_i \cdot \ell(c_i) \cdot \Delta y_i.$$

This is, of course, another Riemann Sum. We can find the exact force by taking a limit as the subinterval lengths go to 0; we evaluate this limit with a definite integral.

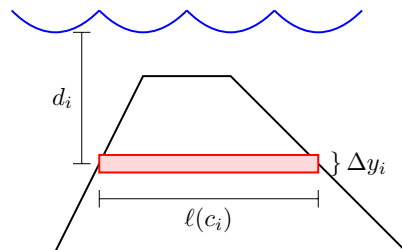


Figure 7.6.5 A thin, vertically oriented plate submerged in a fluid with weight-density  $w$

#### Key Idea 7.6.6 Fluid Force on a Vertically Oriented Plate.

Let a vertically oriented plate be submerged in a fluid with weight-density  $w$ , where the top of the plate is at  $y = b$  and the bottom is at  $y = a$ . Let  $\ell(y)$  be the length of the plate at  $y$ .

1. If  $y = 0$  corresponds to the surface of the fluid, then the force exerted on the plate by the fluid is

$$F = \int_a^b w \cdot (-y) \cdot \ell(y) dy.$$



2. In general, let  $d(y)$  represent the distance between the surface of the fluid and the plate at  $y$ . Then the force exerted on the plate by the fluid is

$$F = \int_a^b w \cdot d(y) \cdot \ell(y) dy.$$

### Example 7.6.7 Finding fluid force.

Consider a thin plate in the shape of an isosceles triangle as shown in Figure 7.6.8, submerged in water with a weight-density of  $62.4 \frac{\text{lb}}{\text{ft}^3}$ . If the bottom of the plate is 10 ft below the surface of the water, what is the total fluid force exerted on this plate?

**Solution.** We approach this problem in two different ways to illustrate the different ways Key Idea 7.6.6 can be implemented. First we will let  $y = 0$  represent the surface of the water, then we will consider an alternate convention.

1. We let  $y = 0$  represent the surface of the water; therefore the bottom of the plate is at  $y = -10$ . We center the triangle on the  $y$ -axis as shown in Figure 7.6.9. The depth of the plate at  $y$  is  $-y$  as indicated by the Key Idea. We now consider the length of the plate at  $y$ . We need to find equations of the left and right edges of the plate. The right hand side is a line that connects the points  $(0, -10)$  and  $(2, -6)$ : that line has equation  $x = 1/2(y + 10)$ . (Find the equation in the familiar  $y = mx + b$  format and solve for  $x$ .) Likewise, the left hand side is described by the line  $x = -1/2(y + 10)$ . The total length is the distance between these two lines:  $\ell(y) = 1/2(y + 10) - (-1/2(y + 10)) = y + 10$ .

The total fluid force is then:

$$\begin{aligned} F &= \int_{-10}^{-6} 62.4(-y)(y + 10) dy \\ &= 62.4 \cdot \frac{176}{3} \approx 3660.8 \text{ lb.} \end{aligned}$$

2. Sometimes it seems easier to orient the thin plate nearer the origin. For instance, consider the convention that the bottom of the triangular plate is at  $(0, 0)$ , as shown in Figure 7.6.10. The equations of the left and right hand sides are easy to find. They are  $y = 2x$  and  $y = -2x$ , respectively, which we rewrite as  $x = 1/2y$  and  $x = -1/2y$ . Thus the length function is  $\ell(y) = 1/2y - (-1/2y) = y$ .

As the surface of the water is 10 ft above the base of the plate, we have that the surface of the water is at  $y = 10$ . Thus the depth function is the distance between  $y = 10$  and  $y$ ;  $d(y) = 10 - y$ . We compute the total fluid force as:

$$\begin{aligned} F &= \int_0^4 62.4(10 - y)(y) dy \\ &\approx 3660.8 \text{ lb.} \end{aligned}$$

The correct answer is, of course, independent of the placement of the plate in the coordinate plane as long as we are consistent.

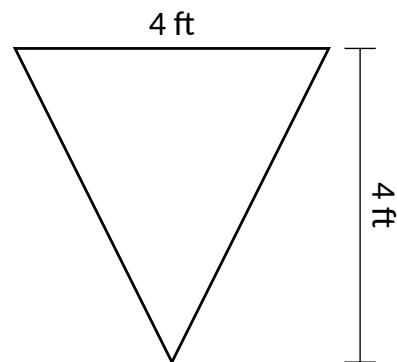


Figure 7.6.8 A thin plate in the shape of an isosceles triangle in Example 7.6.7

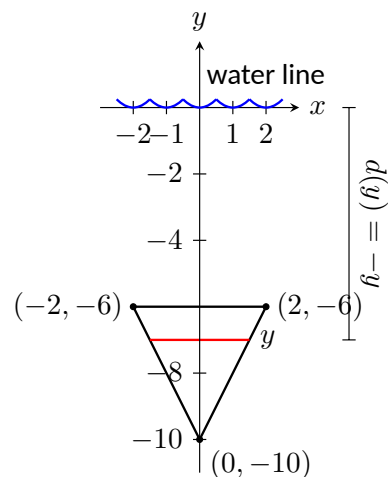


Figure 7.6.9 Sketching the triangular plate in Example 7.6.7 with the convention that the water level is at  $y = 0$

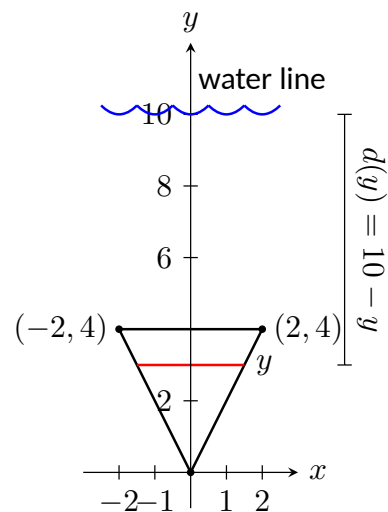


Figure 7.6.10 Sketching the triangular plate in Example 7.6.7 with the convention that the base of the triangle is at  $(0, 0)$

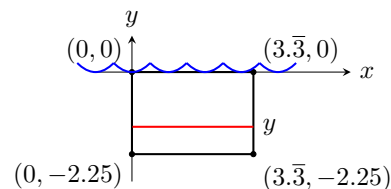
**Example 7.6.11 Finding fluid force.**

Find the total fluid force on a car door submerged up to the bottom of its window in water, where the car door is a rectangle 40 in long and 27 in high (based on the dimensions of a 2005 Fiat Grande Punto.)

**Solution.** The car door, as a rectangle, is drawn in Figure 7.6.12. Its length is  $10/3$  ft and its height is 2.25 ft. We adopt the convention that the top of the door is at the surface of the water, both of which are at  $y = 0$ . Using the weight-density of water of  $62.4 \frac{\text{lb}}{\text{ft}^3}$ , we have the total force as

$$\begin{aligned} F &= \int_{-2.25}^0 62.4(-y)10/3 \, dy \\ &= \int_{-2.25}^0 -208y \, dy \\ &= -104y^2 \Big|_{-2.25}^0 \\ &= 526.5 \text{ lb.} \end{aligned}$$

Most adults would find it very difficult to apply over 500 lb of force to a car door while seated inside, making the door effectively impossible to open. This is counter-intuitive as most assume that the door would be relatively easy to open. The truth is that it is not, hence the survival tips mentioned at the beginning of this section.



**Figure 7.6.12** Sketching a submerged car door in Example 7.6.11

**Example 7.6.13 Finding fluid force.**

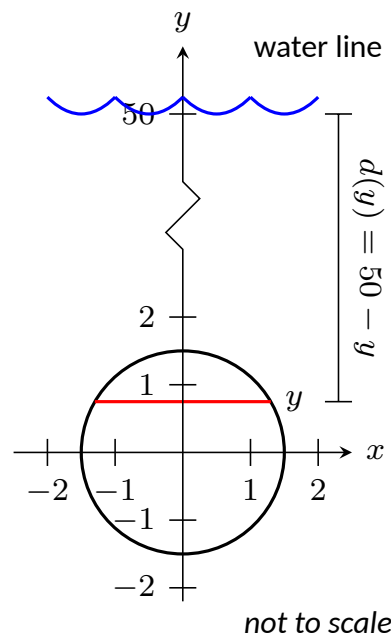
An underwater observation tower is being built with circular viewing portholes enabling visitors to see underwater life. Each vertically oriented porthole is to have a 3 ft diameter whose center is to be located 50 ft underwater. Find the total fluid force exerted on each porthole. Also, compute the fluid force on a horizontally oriented porthole that is under 50 ft of water.

**Solution.** We place the center of the porthole at the origin, meaning the surface of the water is at  $y = 50$  and the depth function will be  $d(y) = 50 - y$ ; see Figure 7.6.14

The equation of a circle with a radius of 1.5 is  $x^2 + y^2 = 2.25$ ; solving for  $x$  we have  $x = \pm\sqrt{2.25 - y^2}$ , where the positive square root corresponds to the right side of the circle and the negative square root corresponds to the left side of the circle. Thus the length function at depth  $y$  is  $\ell(y) = 2\sqrt{2.25 - y^2}$ . Integrating on  $[-1.5, 1.5]$  we have:

$$\begin{aligned} F &= 62.4 \int_{-1.5}^{1.5} 2(50 - y)\sqrt{2.25 - y^2} \, dy \\ &= 62.4 \int_{-1.5}^{1.5} (100\sqrt{2.25 - y^2} - 2y\sqrt{2.25 - y^2}) \, dy \\ &= 6240 \int_{-1.5}^{1.5} (\sqrt{2.25 - y^2}) \, dy - 62.4 \int_{-1.5}^{1.5} (2y\sqrt{2.25 - y^2}) \, dy. \end{aligned}$$

The second integral above can be evaluated using substitution. Let  $u = 2.25 - y^2$  with  $du = -2y \, dy$ . The new bounds are:  $u(-1.5) = 0$  and



**Figure 7.6.14** Measuring the fluid force on an underwater porthole in Example 7.6.13

$u(1.5) = 0$ ; the new integral will integrate from  $u = 0$  to  $u = 0$ , hence the integral is 0.

The first integral above finds the area of half a circle of radius 1.5, thus the first integral evaluates to  $6240 \cdot \pi \cdot 1.5^2/2 = 22,054$ . Thus the total fluid force on a vertically oriented porthole is 22,054 lb.

Finding the force on a horizontally oriented porthole is more straightforward:

$$F = \text{Pressure} \times \text{Area} = 62.4 \cdot 50 \times \pi \cdot 1.5^2 = 22,054 \text{ lb.}$$

That these two forces are equal is not coincidental; it turns out that the fluid force applied to a vertically oriented circle whose center is at depth  $d$  is the same as force applied to a horizontally oriented circle at depth  $d$ .

We end this chapter with a reminder of the true skills meant to be developed here. We are not truly concerned with an ability to find fluid forces or the volumes of solids of revolution. Work done by a variable force is important, though measuring the work done in pulling a rope up a cliff is probably not.

What we are actually concerned with is the ability to solve certain problems by first approximating the solution, then refining the approximation, then recognizing if/when this refining process results in a definite integral through a limit. Knowing the formulas found inside the special boxes within this chapter is beneficial as it helps solve problems found in the exercises, and other mathematical skills are strengthened by properly applying these formulas. However, more importantly, understand how each of these formulas was constructed. Each is the result of a summation of approximations; each summation was a Riemann sum, allowing us to take a limit and find the exact answer through a definite integral.

## 7.6.1 Exercises

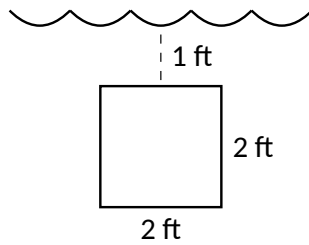
## Terms and Concepts

1. State in your own words Pascal's Principle.
2. State in your own words how pressure is different from force.

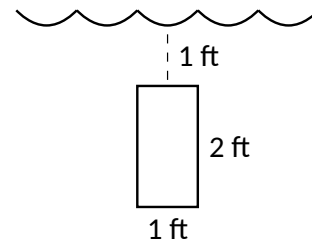
## Problems

**Exercise Group.** In the following exercises, find the fluid force exerted on the given plate, submerged in water with a weight density of  $62.4 \frac{\text{lb}}{\text{ft}^3}$ .

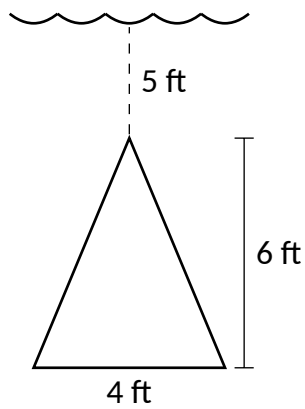
3.



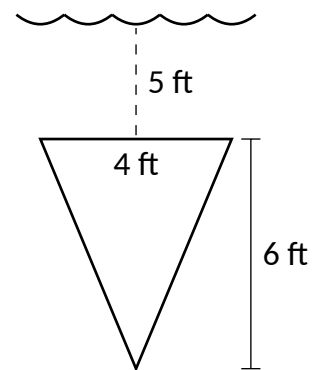
4.



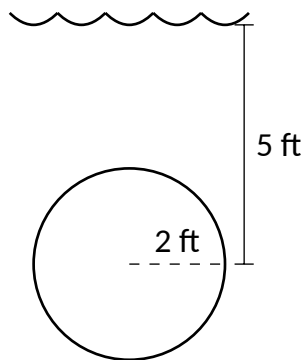
5.



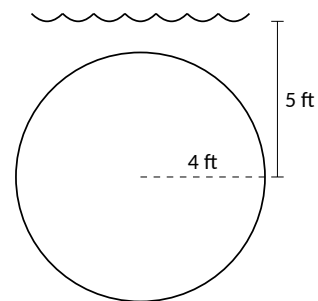
6.



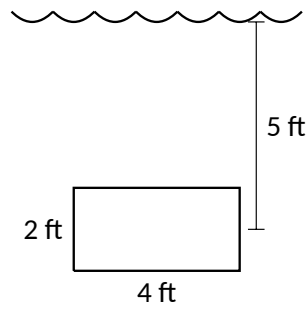
7.



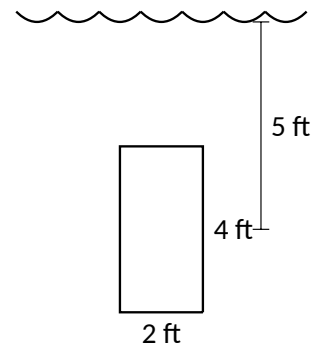
8.



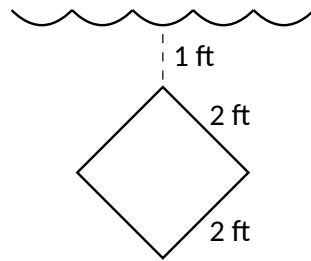
9.



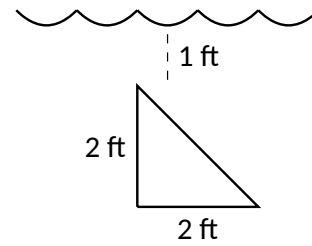
10.



11.



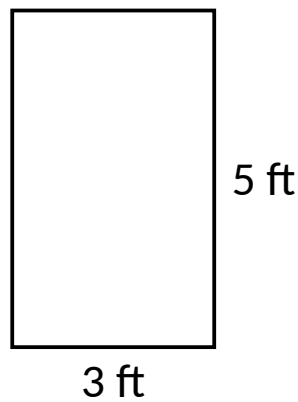
12.



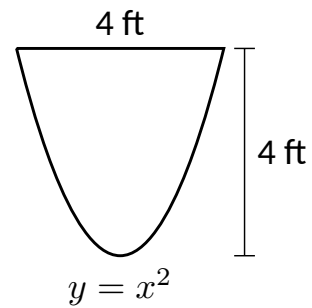
**Exercise Group.** In the following exercises, the side of a container is pictured. Find the fluid force exerted on this plate when the container is full of:

- (a) water, with a weight density of  $62.4 \frac{\text{lb}}{\text{ft}^3}$ , and  
 (b) concrete, with a weight density of  $150 \frac{\text{lb}}{\text{ft}^3}$ .

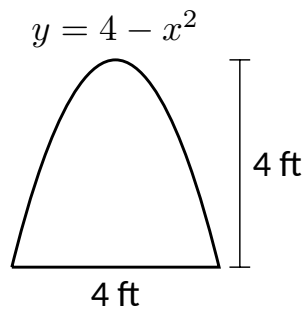
13.



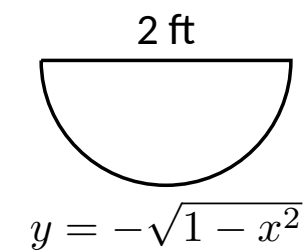
14.



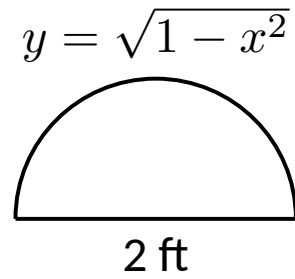
15.



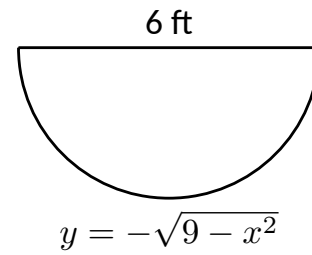
16.



17.



18.



19. How deep must the center of a vertically oriented circular plate with a radius of 1 ft be submerged in water, with a weight density of  $62.4 \frac{\text{lb}}{\text{ft}^3}$ , for the fluid force on the plate to reach 1,000 lb?
20. How deep must the center of a vertically oriented square plate with a side length of 2 ft be submerged in water, with a weight density of  $62.4 \frac{\text{lb}}{\text{ft}^3}$ , for the fluid force on the plate to reach 1,000 lb?

## Chapter 8

# Differential Equations

One of the strengths of calculus is its ability to describe real-world phenomena. We have seen hints of this in our discussion of the applications of derivatives and integrals in the previous chapters. The process of formulating an equation or multiple equations to describe a physical phenomenon is called *mathematical modeling*. As a simple example, populations of bacteria are often described as “growing exponentially.” Looking in a biology text, we might see  $P(t) = P_0 e^{kt}$ , where  $P(t)$  is the bacteria population at time  $t$ ,  $P_0$  is the initial population at time  $t = 0$ , and the constant  $k$  describes how quickly the population grows. This equation for exponential growth arises from the assumption that the population of bacteria grows at a rate proportional to its size. Recalling that the derivative gives the rate of change of a function, we can describe the growth assumption precisely using the equation  $P' = kP$ . This equation is called a *differential equation*, and these equations are the subject of the current chapter.

### 8.1 Graphical and Numerical Solutions to Differential Equations

In [Section 5.1](#), we were introduced to the idea of a differential equation. Given a function  $y = f(x)$ , we defined a *differential equation* as an equation involving  $y$ ,  $x$ , and derivatives of  $y$ . We explored the simple differential equation  $y' = 2x$ , and saw that a *solution* to a differential equation is simply a function that satisfies the differential equation.

#### 8.1.1 Introduction and Terminology

##### Definition 8.1.2 Differential Equation.

Given a function  $y = f(x)$ , a **differential equation** is an equation relating  $x$ ,  $y$ , and derivatives of  $y$ .

- The variable  $x$  is called the *independent variable*.
- The variable  $y$  is called the *dependent variable*.
- The *order* of the differential equation is the order of the highest derivative of  $y$  that appears in the equation.



[youtu.be/watch?v=aevFioTbghg](https://youtu.be/watch?v=aevFioTbghg)

Figure 8.1.1 Video introduction to [Section 8.1](#)

Let us return to the simple differential equation

$$y' = 2x.$$

To find a solution, we must find a function whose derivative is  $2x$ . In other words, we seek an antiderivative of  $2x$ . The function

$$y = x^2$$

is an antiderivative of  $2x$ , and solves the differential equation. So do the functions

$$y = x^2 + 1$$

and

$$y = x^2 - 2346.$$

We call the function

$$y = x^2 + C,$$

with  $C$  an arbitrary constant of integration, the *general solution* to the differential equation.

In order to specify the value of the integration constant  $C$ , we require additional information. For example, if we know that  $y(1) = 3$ , it follows that  $C = 2$ . This additional information is called an *initial condition*.

#### Definition 8.1.3 Initial Value Problem.

A differential equation paired with an initial condition (or initial conditions) is called an **initial value problem**.

The solution to an initial value problem is called a **particular solution**. A particular solution does not include arbitrary constants.

The family of solutions to a differential equation that encompasses all possible solutions is called the **general solution** to the differential equation.

*Note:* A general solution typically includes one or more arbitrary constants. Different values of the constant(s) specify different members in the family of solutions. The particular solution to an initial value problem is the specific member in the family of solutions that corresponds to the given initial condition(s).

#### Example 8.1.4 A simple first-order differential equation.

Solve the differential equation  $y' = 2y$ .

**Solution.** The solution is a function  $y$  such that differentiation yields twice the original function. Unlike our starting example, finding the solution here does not involve computing an antiderivative. Notice that “integrating both sides” would yield the result  $y = \int 2y \, dx$ , which is not useful. Without knowledge of the function  $y$ , we can’t compute the indefinite integral. Later sections will explore systematic ways to find analytic solutions to simple differential equations. For now, a bit of thought might let us guess the solution

$$y = e^{2x}.$$

Notice that application of the chain rule yields  $y' = 2e^{2x} = 2y$ . Another solution is given by

$$y = -3e^{2x}.$$

In fact,

$$y = Ce^{2x},$$

where  $C$  is any constant, is the *general solution* to the differential equation because  $y' = 2Ce^{2x} = 2y$ .



If we are provided with a single initial condition, say  $y(0) = 3/2$ , we can identify  $C = 3/2$  so that

$$y = \frac{3}{2}e^{2x}$$

is the *particular solution* to the initial value problem

$$y' = 2y, \text{ with } y(0) = \frac{3}{2}.$$

Figure 8.1.5 shows various members of the general solution to the differential equation  $y' = 2y$ . Each  $C$  value yields a different member of the family, and a different function. We emphasize the particular solution corresponding to the initial condition  $y(0) = 3/2$ .

Video solution



[youtu.be/watch?v=PAAn\\_TrwF27M](https://youtu.be/watch?v=PAAn_TrwF27M)

### Example 8.1.6 A second-order differential equation.

Solve the differential equation  $y'' + 9y = 0$ .

**Solution.** We seek a function whose second derivative is negative 9 multiplied by the original function. Both  $\sin(3x)$  and  $\cos(3x)$  have this feature. The general solution to the differential equation is given by

$$y = C_1 \sin(3x) + C_2 \cos(3x),$$

where  $C_1$  and  $C_2$  are arbitrary constants. To fully specify a particular solution, we require two additional conditions. For example, the initial conditions  $y(0) = 1$  and  $y'(0) = 3$  yield  $C_1 = C_2 = 1$ .

The differential equation in Example 8.1.6 is *second order*, because the equation involves a second derivative. In general, the number of initial conditions required to specify a particular solution depends on the order of the differential equation. For the remainder of the chapter, we restrict our attention to first order differential equations and first order initial value problems.

### Example 8.1.7 Verifying a solution to the differential equation.

Which of the following is a solution to the differential equation

$$y' + \frac{y}{x} - \sqrt{y} = 0?$$

(a)  $y = C(1 + \ln(x))^2$

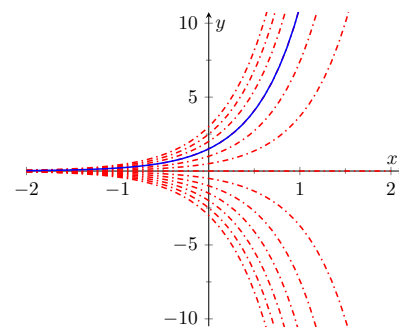
(b)  $y = \left(\frac{1}{3}x + \frac{C}{\sqrt{x}}\right)^2$

(c)  $y = Ce^{-3x} + \sqrt{\sin(x)}$

**Solution.** Verifying a solution to a differential equation is simply an exercise in differentiation and simplification. We substitute each potential solution into the differential equation to see if it satisfies the equation.

(a) Testing the potential solution  $y = C(1 + \ln(x))^2$ :

Differentiating, we have  $y' = \frac{2C(1 + \ln(x))}{x}$ . Substituting into



**Figure 8.1.5** A representation of some of the members of general solution to the differential equation  $y' = 2y$ , including the particular solution to the initial value problem with  $y(0) = 3/2$ , from Example 8.1.4

the differential equation,

$$\begin{aligned} & \frac{2C(1+\ln(x))}{x} + \frac{C(1+\ln(x))^2}{x} - \sqrt{C}(1+\ln(x)) \\ &= (1+\ln(x)) \left( \frac{2C}{x} + \frac{C(1+\ln(x))}{x} - \sqrt{C} \right) \\ &\neq 0. \end{aligned}$$

Since it doesn't satisfy the differential equation,  $y = C(1+\ln(x))^2$  is *not* a solution.

(b) Testing the potential solution  $y = \left(\frac{1}{3}x + \frac{C}{\sqrt{x}}\right)^2$ :

Differentiating, we have  $y' = 2\left(\frac{1}{3}x + \frac{C}{\sqrt{x}}\right)\left(\frac{1}{3} - \frac{C}{2x^{3/2}}\right)$ .

Substituting into the differential equation,

$$\begin{aligned} & 2\left(\frac{1}{3}x + \frac{C}{\sqrt{x}}\right)\left(\frac{1}{3} - \frac{C}{2x^{3/2}}\right) + \frac{1}{x}\left(\frac{1}{3}x + \frac{C}{\sqrt{x}}\right)^2 - \left(\frac{1}{3}x + \frac{C}{\sqrt{x}}\right) \\ &= \left(\frac{1}{3}x + \frac{C}{\sqrt{x}}\right)\left(\frac{2}{3} - \frac{C}{x^{3/2}} + \frac{1}{3} + \frac{C}{x^{3/2}} - 1\right) \\ &= 0. \text{ (Note how the second parenthetical grouping above reduces to 0.)} \end{aligned}$$

Thus  $y = \left(\frac{1}{3}x + \frac{C}{\sqrt{x}}\right)^2$  is a solution to the differential equation.

(c) Testing the potential solution  $y = Ce^{-3x} + \sqrt{\sin(x)}$ :

Differentiating,  $y' = -3Ce^{-3x} + \frac{\cos(x)}{2\sqrt{\sin(x)}}$ . Substituting into the differential equation,

$$-3Ce^{-3x} + \frac{\cos(x)}{2\sqrt{\sin(x)}} + \frac{Ce^{-3x} + \sqrt{\sin(x)}}{x} - \sqrt{Ce^{-3x} + \sqrt{\sin(x)}} \neq 0.$$

The function  $y = Ce^{-3x} + \sqrt{\sin(x)}$  is *not* a solution to the differential equation.

Video solution



[youtu.be/watch?v=bf\\_WyPauK0Y](https://youtu.be/watch?v=bf_WyPauK0Y)

### Example 8.1.8 Verifying a solution to a differential equation.

Verify that  $x^2 + y^2 = Cy$  is a solution to  $y' = \frac{2xy}{x^2 - y^2}$ .

**Solution.** The solution in this example is called an *implicit solution*. That means the dependent variable  $y$  is a function of  $x$ , but has not been explicitly solved for. Verifying the solution still involves differentiation, but we must take the derivatives implicitly. Differentiating, we have

$$2x + 2yy' = Cy'.$$

Solving for  $y'$ , we have

$$y' = \frac{2x}{C - 2y}.$$

From the solution, we know that  $C = \frac{x^2 + y^2}{y}$ . Then

$$\begin{aligned} y' &= \frac{2x}{\frac{x^2 + y^2}{y} - 2y} \\ &= \frac{2xy}{x^2 + y^2 - 2y^2} \\ &= \frac{2xy}{x^2 - y^2}. \end{aligned}$$

We have verified that  $x^2 + y^2 = Cy$  is a solution to  $y' = \frac{2xy}{x^2 - y^2}$ .

Video solution



[youtu.be/watch?v=B0gkvJf9oY](https://youtu.be/watch?v=B0gkvJf9oY)

### 8.1.2 Graphical Solutions to Differential Equations

In the examples we have explored so far, we have found exact forms for the functions that solve the differential equations. Solutions of this type are called *analytic solutions*. Many times a differential equation has a solution, but it is difficult or impossible to find the solution analytically. This is analogous to algebraic equations. The algebraic equation  $x^2 + 3x - 1 = 0$  has two real solutions that can be found analytically by using the quadratic formula. The equation  $\cos(x) = x$  has one real solution, but we can't find it analytically. As shown in Figure 8.1.9, we can find an approximate solution graphically by plotting  $\cos(x)$  and  $x$  and observing the  $x$ -value of the intersection. We can similarly use graphical tools to understand the qualitative behavior of solutions to a first order-differential equation.

Consider the first-order differential equation

$$y' = f(x, y).$$

The function  $f$  could be any function of the two variables  $x$  and  $y$ . Written in this way, we can think of the function  $f$  as providing a formula to find the slope of a solution at a given point in the  $xy$ -plane. In other words, suppose a solution to the differential equation passes through the point  $(x_0, y_0)$ . At the point  $(x_0, y_0)$ , the slope of the solution curve will be  $f(x_0, y_0)$ . Since this calculation of the slope is possible at any point  $(x, y)$  where the function  $f(x, y)$  is defined, we can produce a plot called a *slope field* (or *direction field*) that shows the slope of a solution at any point in the  $xy$ -plane where the solution is defined. Further, this process can be done purely by working with the differential equation itself. In other words, we can draw a slope field and use it to determine the qualitative behavior of solutions to a differential equation without having to solve the differential equation.

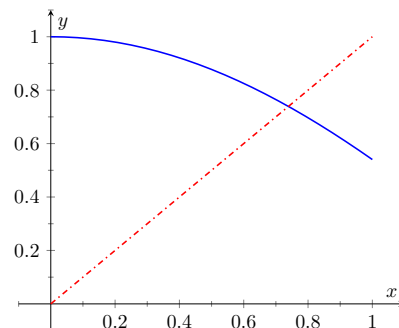


Figure 8.1.9 Graphically finding an approximate solution to  $\cos(x) = x$

#### Definition 8.1.10 Slope Field.

A **slope field** for a first-order differential equation  $y' = f(x, y)$  is a plot in the  $xy$ -plane made up of short line segments or arrows. At each point  $(x_0, y_0)$  where  $f(x, y)$  is defined, the slope of the line segment is given by  $f(x_0, y_0)$ . Plots of solutions to a differential equation are tangent to

the line segments in the slope field.

### Example 8.1.11 Sketching a slope field.

Find a slope field for the differential equation  $y' = x + y$ .

**Solution.** Because the function  $f(x, y) = x + y$  is defined for all points  $(x, y)$ , every point in the  $xy$ -plane has an associated line segment. It is not practical to draw an entire slope field by hand, but many tools exist for drawing slope fields on a computer. Here, we explicitly calculate a few of the line segments in the slope field.

- The slope of the line segment at  $(0, 0)$  is  $f(0, 0) = 0 + 0 = 0$ .
- The slope of the line segment at  $(1, 1)$  is  $f(1, 1) = 1 + 1 = 2$ .
- The slope of the line segment at  $(1, -1)$  is  $f(1, -1) = 1 - 1 = 0$ .
- The slope of the line segment at  $(-2, -1)$  is  $f(-2, -1) = -2 - 1 = -3$ .

Though it is possible to continue this process to sketch a slope field, we usually use a computer to make the drawing. Most popular computer algebra systems can draw slope fields. There are also various online tools that can make the drawings. The slope field for  $y' = x + y$  is shown in Figure 8.1.12.

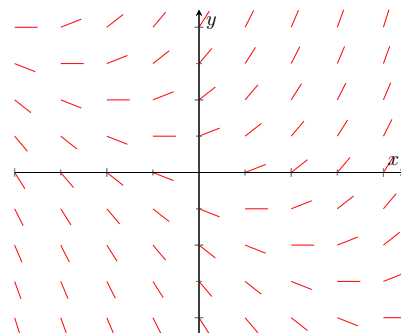


Figure 8.1.12 Slope field for  $y' = x + y$  from Example 8.1.11

### Example 8.1.13 A graphical solution to an initial value problem.

Approximate, with a sketch, the solution to the initial value problem  $y' = x + y$ , with  $y(1) = -1$ .

**Solution.** The solution to the initial value problem should be a continuous smooth curve. Using the slope field, we can draw of a sketch of the solution using the following two criteria:

1. The solution must pass through the point  $(1, -1)$ .
2. When the solution passes through a point  $(x_0, y_0)$  it must be tangent to the line segment at  $(x_0, y_0)$ .

Essentially, we sketch a solution to the initial value problem by starting at the point  $(1, -1)$  and “following the lines” in either direction. A sketch of the solution is shown in Figure 8.1.14.

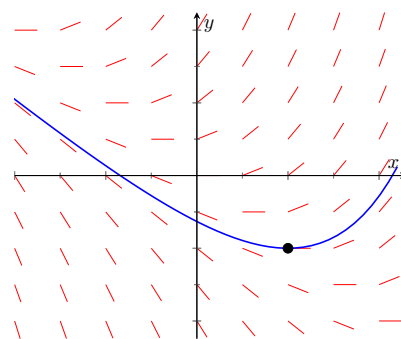


Figure 8.1.14 Solution to the initial value problem  $y' = x + y$ , with  $y(1) = -1$  from Example 8.1.13

### Example 8.1.15 Using a slope field to predict long term behavior.

Use the slope field for the differential equation  $y' = y(1 - y)$ , shown in Figure 8.1.16, to predict long term behavior of solutions to the equation.

**Solution.** This differential equation, called the *logistic differential equation*, often appears in population biology to describe the size of a population. For that reason, we use  $t$  (time) as the independent variable instead of  $x$ . We also often restrict attention to non-negative  $y$ -values because negative values correspond to a negative population. Looking at the slope field in Figure 8.1.16, we can predict long term be-

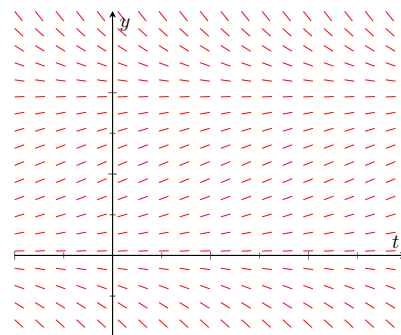


Figure 8.1.16 Slope field for the logistic differential equation  $y' = y(1 - y)$  from Example 8.1.15

havior for a given initial condition.

- If the initial  $y$ -value is negative ( $y(0) < 0$ ), the solution curve must pass through the point  $(0, y(0))$  and follow the slope field. We expect the solution  $y$  to become more and more negative as time increases. Note that this result is not physically relevant when considering a population.
- If the initial  $y$ -value is greater than 0 but less than 1, we expect the solution  $y$  to increase and level off at  $y = 1$ .
- If the initial  $y$ -value is greater than 1, we expect the solution  $y$  to decrease and level off at  $y = 1$ .

The slope field for the logistic differential equation, along with representative solution curves, is shown in Figure 8.1.17. Notice that any solution curve with positive initial value will tend towards the value  $y = 1$ . We call this the *carrying capacity*.

### 8.1.3 Numerical Solutions to Differential Equations: Euler's Method

While the slope field is an effective way to understand the qualitative behavior of solutions to a differential equation, it is difficult to use a slope field to make quantitative predictions. For example, if we have the slope field for the differential equation  $y' = x + y$  from Example 8.1.11 along with the initial condition  $y(0) = 1$ , we can understand the qualitative behavior of the solution to the initial value problem, but will struggle to predict a specific value,  $y(2)$  for example, with any degree of confidence. The most straightforward way to predict  $y(2)$  is to find the analytic solution to the initial value problem and evaluate it at  $x = 2$ . Unfortunately, we have already mentioned that it is impossible to find analytic solutions to many differential equations. In the absence of an analytic solution, a *numerical solution* can serve as an effective tool to make quantitative predictions about the solution to an initial value problem.

There are many techniques for computing numerical solutions to initial value problems. A course in numerical analysis will discuss various techniques along with their strengths and weaknesses. The simplest technique is called *Euler's Method*.

Consider the first-order initial value problem

$$y' = f(x, y), \text{ with } y(x_0) = y_0.$$

Using the definition of the derivative,

$$y'(x) = \lim_{h \rightarrow 0} \frac{y(x+h) - y(x)}{h}.$$

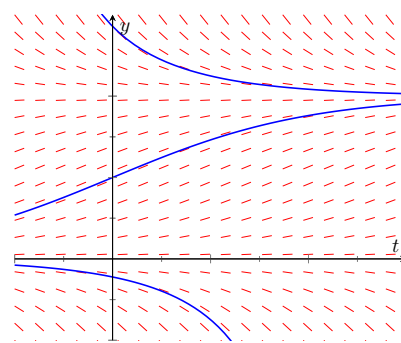
This notation can be confusing at first, but " $y(x)$ " simply means "the  $y$ -value of the solution when the  $x$ -value is  $x$ ", and " $y(x+h)$ " means "the  $y$ -value of the solution when the  $x$ -value is  $x+h$ ".

If we remove the limit but restrict  $h$  to be "small," we have

$$y'(x) \approx \frac{y(x+h) - y(x)}{h},$$

so that

$$f(x, y) \approx \frac{y(x+h) - y(x)}{h},$$



**Figure 8.1.17** Slope field for the logistic differential equation  $y' = y(1-y)$  from Example 8.1.15 with a few representative solution curves

Euler's Method is named for Leonhard Euler, a prolific Swiss mathematician during the 1700's. His last name is properly pronounced "oil-er", not "you-ler."

because  $y' = f(x, y)$  according to the differential equation. Rearranging terms,

$$y(x+h) \approx y(x) + h f(x, y).$$

This statement says that if we know the solution ( $y$ -value) to the initial value problem for some given  $x$ -value, we can find an approximation for the solution at the value  $x+h$  by taking our  $y$ -value and adding  $h$  times the function  $f$  evaluated at the  $x$  and  $y$  values. Euler's method uses the initial condition of an initial value problem as the starting point, and then uses the above idea to find approximate values for the solution  $y$  at later  $x$ -values. The algorithm is summarized in [Key Idea 8.1.18](#).

#### Key Idea 8.1.18 Euler's Method.

Consider the initial value problem

$$y' = f(x, y) \text{ with } y(x_0) = y_0.$$

Let  $h$  be a small positive number and  $N$  be an integer.

1. For  $i = 0, 1, 2, \dots, N$ , define

$$x_i = x_0 + ih.$$

2. The value  $y_0$  is given by the initial condition. For  $i = 0, 1, 2, \dots, N-1$ , define

$$y_{i+1} = y_i + hf(x_i, y_i).$$

This process yields a sequence of  $N+1$  points  $(x_i, y_i)$  for  $i = 0, 1, 2, \dots, N$ , where  $(x_i, y_i)$  is an approximation for  $(x_i, y(x_i))$ .

Let's practice Euler's Method using a few concrete examples.

#### Example 8.1.19 Using Euler's Method 1.

Find an approximation at  $x = 2$  for the solution to  $y' = x + y$  with  $y(1) = -1$  using Euler's Method with  $h = 0.5$ .

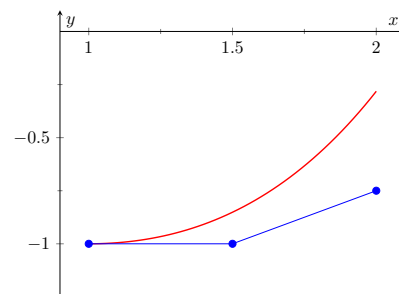
**Solution.** Our initial condition yields the starting values  $x_0 = 1$  and  $y_0 = -1$ . With  $h = 0.5$ , it takes  $N = 2$  steps to get to  $x = 2$ . Using steps 1 and 2 from the Euler's Method algorithm,

$x_0 = 1$	$y_0 = -1$
$x_1 = x_0 + h$	$y_1 = y_0 + hf(x_0, y_0)$
$= 1 + 0.5$	$= -1 + 0.5(1 - 1)$
$= 1.5$	$= -1$
$x_2 = x_0 + 2h$	$y_2 = y_1 + hf(x_1, y_1)$
$= 1 + 2(0.5)$	$= -1 + 0.5(1.5 - 1)$
$= 2$	$= -0.75.$

Using Euler's method, we find the approximate  $y(2) \approx -0.75$ .

To help visualize the Euler's method approximation, these three points (connected by line segments) are plotted along with the analytical solution to the initial value problem in [Figure 8.1.20](#).

This approximation doesn't appear terrific, though it is better than merely guessing. Let's repeat the previous example using a smaller  $h$ -value.



**Figure 8.1.20** Euler's Method approximation to  $y' = x + y$  with  $y(1) = -1$  from [Example 8.1.19](#), along with the analytical solution to the initial value problem

**Example 8.1.21 Using Euler's Method 2.**

Find an approximation on the interval  $[1, 2]$  for the solution to  $y' = x + y$  with  $y(1) = -1$  using Euler's Method with  $h = 0.25$ .

**Solution.** Our initial condition yields the starting values  $x_0 = 1$  and  $y_0 = -1$ . With  $h = 0.25$ , we need  $N = 4$  steps on the interval  $[1, 2]$ . Using steps 1 and 2 from the Euler's Method algorithm (and rounding to 4 decimal points), we have

$$\begin{aligned} x_0 &= 1 & y_0 &= -1 \\ x_1 &= 1.25 & y_1 &= -1 + 0.25(1 - 1) \\ & & &= -1 \\ x_2 &= 1.5 & y_2 &= -1 + 0.25(1.25 - 1) \\ & & &= -0.9375 \\ x_3 &= 1.75 & y_3 &= -0.9375 + 0.25(1.5 - 0.9375) \\ & & &= -0.7969 \\ x_4 &= 2 & y_4 &= -0.7969 + 0.25(1.75 - 0.7969) \\ & & &= -0.5586. \end{aligned}$$

Using Euler's method, we find  $y(2) \approx -0.5586$ .

These five points, along with the points from [Example 8.1.19](#) and the analytic solution, are plotted in [Figure 8.1.22](#).

Using the results from [Examples 8.1.19](#) and [8.1.21](#), we can make a few observations about Euler's method. First, the Euler approximation generally gets worse as we get farther from the initial condition. This is because Euler's method involves two sources of error. The first comes from the fact that we're using a positive  $h$ -value in the derivative approximation instead of using a limit as  $h$  approaches zero. Essentially, we're using a linear approximation to the solution  $y$  (similar to the process described in [Section 4.4](#) on Differentials.) This error is often called the *local truncation error*. The second source of error comes from the fact that every step in Euler's method uses the result of the previous step. That means we're using an approximate  $y$ -value to approximate the next  $y$ -value. Doing this repeatedly causes the errors to build on each other. This second type of error is often called the *propagated* or *accumulated error*.

A second observation is that the Euler approximation is more accurate for smaller  $h$ -values. This accuracy comes at a cost, though. [Example 8.1.21](#) is more accurate than [Example 8.1.19](#), but takes twice as many computations. In general, numerical algorithms (even when performed by a computer program) require striking a balance between a desired level of accuracy and the amount of computational effort we are willing to undertake.

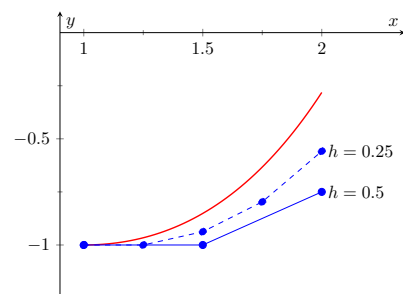
Let's do one final example of Euler's Method.

**Example 8.1.23 Using Euler's Method 3.**

Find an approximation for the solution to the logistic differential equation

$y' = y(1 - y)$  with  $y(0) = 0.25$ , for  $0 \leq y \leq 4$ . Use  $N = 10$  steps.

**Solution.** The logistic differential equation is what is called an *autonomous equation*. An autonomous differential equation has no explicit dependence on the independent variable ( $t$  in this case). This has



**Figure 8.1.22** Euler's Method approximations to  $y' = x + y$  with  $y(1) = -1$  from [Examples 8.1.19](#) and [8.1.21](#), along with the analytic solution

no real effect on the application of Euler's method other than the fact that the function  $f(t, y)$  is really just a function of  $y$ . To take steps in the  $y$  variable, we use

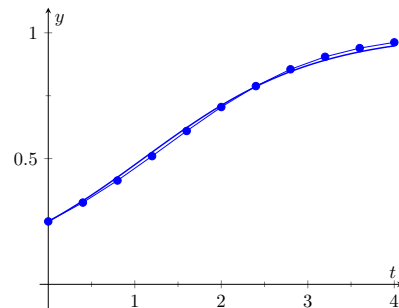
$$y_{i+1} = y_i + hf(t_i, y_i) = y_i + hy_i(1 - y_i).$$

Using  $N = 10$  steps requires  $h = \frac{4 - 0}{10} = 0.4$ . Implementing Euler's Method, we have

$x_0 = 0$	$y_0 = 0.25$
$x_1 = 0.4$	$y_1 = 0.25 + 0.4(0.25)(1 - 0.25)$ $= 0.325$
$x_2 = 0.8$	$y_2 = 0.325 + 0.4(0.325)(1 - 0.325)$ $= 0.41275$
$x_3 = 1.2$	$y_3 = 0.41275 + 0.4(0.41275)(1 - 0.41275)$ $= 0.50970$
$x_4 = 1.6$	$y_4 = 0.50970 + 0.4(0.50970)(1 - 0.50970)$ $= 0.60966$
$x_5 = 2.0$	$y_5 = 0.60966 + 0.4(0.60966)(1 - 0.60966)$ $= 0.70485$
$x_6 = 2.4$	$y_6 = 0.70485 + 0.4(0.70485)(1 - 0.70485)$ $= 0.78806$
$x_7 = 2.8$	$y_7 = 0.78806 + 0.4(0.78806)(1 - 0.78806)$ $= 0.85487$
$x_8 = 3.2$	$y_8 = 0.85487 + 0.4(0.85487)(1 - 0.85487)$ $= 0.90450$
$x_9 = 3.6$	$y_9 = 0.90450 + 0.4(0.90450)(1 - 0.90450)$ $= 0.93905$
$x_{10} = 4.0$	$y_{10} = 0.93905 + 0.4(0.93905)(1 - 0.93905)$ $= 0.96194.$

These 11 points, along with the the analytic solution, are plotted in [Figure 8.1.24](#). Notice how well they seem to match the true solution.

The study of differential equations is a natural extension of the study of derivatives and integrals. The equations themselves involve derivatives, and methods to find analytic solutions often involve finding antiderivatives. In this section, we focus on graphical and numerical techniques to understand solutions to differential equations. We restrict our examples to relatively simple initial value problems that permit analytic solutions to the equations, but we should remember that this is only for comparison purposes. In reality, many differential equations, even some that appear straightforward, do not have solutions we can find analytically. Even so, we can use the techniques presented in this section to understand the behavior of solutions. In the next two sections, we explore two techniques to find analytic solutions to two different classes of differential equations.



**Figure 8.1.24** Euler's Method approximation to  $y' = y(1 - y)$  with  $y(0) = 0.25$  from [Example 8.1.23](#), along with the analytic solution



## 8.1.4 Exercises

## Terms and Concepts

1. In your own words, what is an initial value problem, and how is it different than a differential equation?
2. In your own words, describe what it means for a function to be a solution to a differential equation.
3. How can we verify that a function is a solution to a differential equation?
4. Describe the difference between a particular solution and a general solution.
5. Why might we use a graphical or numerical technique to study solutions to a differential equation instead of simply solving the differential equation to find an analytic solution?
6. Describe the considerations that should be made when choosing an  $h$  value to use in a numerical method like Euler's Method.

## Problems

**Exercise Group.** In the following exercises, verify that the given function is a solution to the differential equation or initial value problem.

7.  $y = Ce^{-6x^2}$ ;  $y' = -12xy$ .

8.  $y = x \sin(x)$ ;  
 $y' - x \cos(x) = (x^2 + 1) \sin(x) - xy$ , with  
 $y(\pi) = 0$ .

9.  $2x^2 - y^2 = C$ ;  $yy' - 2x = 0$

10.  $y = xe^x$ ;  $y'' - 2y' + y = 0$

**Exercise Group.** In the following exercises, verify that the given function is a solution to the differential equation and find the  $C$  value required to make the function satisfy the initial condition.

11.  $y = 4e^{3x} \sin(x) + Ce^{3x}$ ;  $y' - 3y = 4e^{3x} \cos(x)$ , with  $y(0) = 2$

12.  $y(x^2 + y) = C$ ;  $2xy + (x^2 + 2y)y' = 0$ , with  $y(1) = 2$

**Exercise Group.** In the following exercises, sketch a slope field for the given differential equation. Let  $x$  and  $y$  range between  $-2$  and  $2$ .

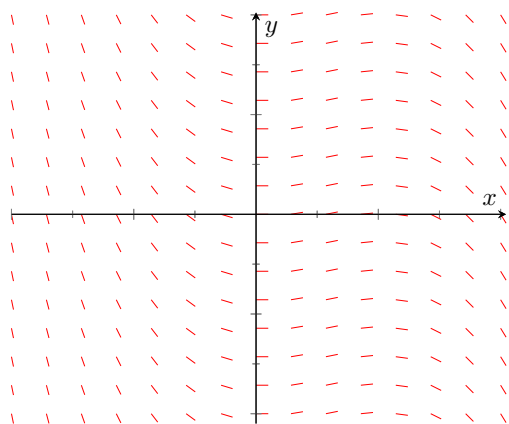
13.  $y' = y - x$

14.  $y' = \frac{x}{2y}$

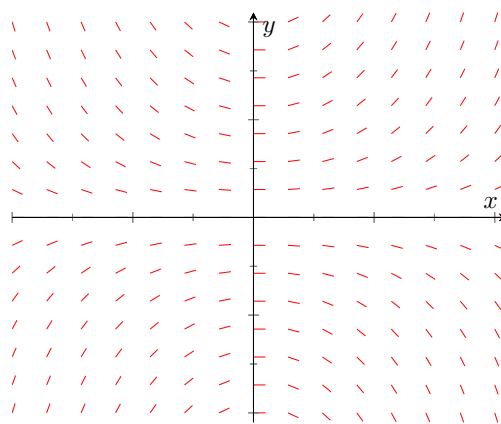
15.  $y' = \sin(\pi y)$

16.  $y' = \frac{y}{4}$

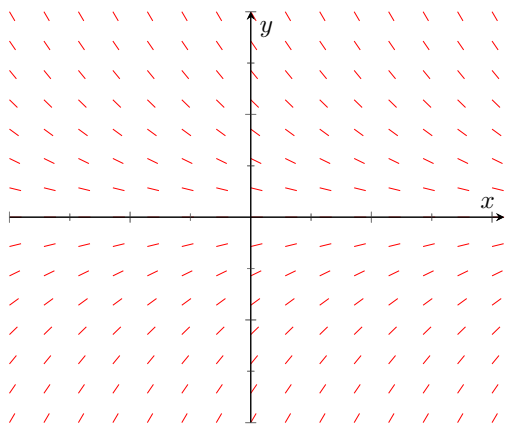
**Exercise Group.** Match each slope field below with the appropriate differential equation.



(a)



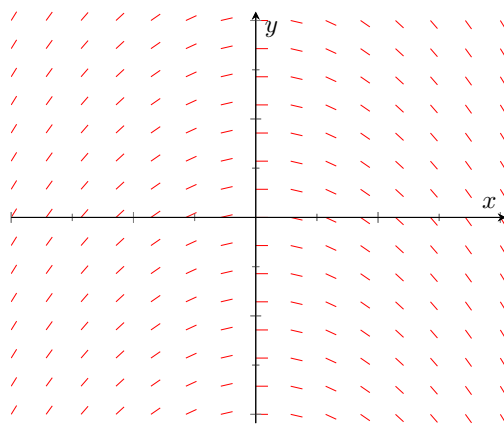
(b)



(c)

17.  $y' = xy$

19.  $y' = -x$



(d)

18.  $y' = -y$

20.  $y' = x(1 - x)$

**Exercise Group.** In the following exercises, sketch the slope field for the differential equation, and use it to draw a sketch of the solution to the initial value problem.

21.  $y' = \frac{y}{x} - y$ , with  $y(0.5) = 1$ .

22.  $y' = y \sin(x)$ , with  $y(0) = 1$ .

23.  $y' = y^2 - 3y + 2$ , with  $y(0) = 2$ .

24.  $y' = -\frac{xy}{1 + x^2}$ , with  $y(0) = 1$ .

**Exercise Group.** In the following exercises, use Euler's Method to make a table of values that approximates the solution to the initial value problem on the given interval. Use the specified  $h$  or  $N$  value.

25.  $y' = x + 2y$   
 $y(0) = 1$   
interval:  $[0, 1]$   
 $h = 0.25$

26.  $y' = xe^{-y}$   
 $y(0) = 1$   
interval:  $[0, 0.5]$   
 $N = 5$

27.  $y' = y + \sin(x)$   
 $y(0) = 2$   
interval:  $[0, 1]$   
 $h = 0.2$

28.  $y' = e^{x-y}$   
 $y(0) = 0$   
interval:  $[0, 2]$   
 $h = 0.5$

**Exercise Group.** In the following exercises, use the provided solution  $y(x)$  and Euler's Method with the  $h = 0.2$  and  $h = 0.1$  to complete the following table.

$x$	0.0	0.2	0.4	0.6	0.8	1.0
$y(x)$						
$h = 0.2$						
$h = 0.1$						

29.  $y' = xy^2$   
 $y(0) = 1$   
Solution:  $y(x) = \frac{2}{1 - x^2}$

30.  $y' = xe^{x^2} + \frac{1}{2}xy$   
 $y(0) = \frac{1}{2}$   
Solution:  $y(x) = \frac{1}{2}(x^2 + 1)e^{x^2}$

## 8.2 Separable Differential Equations

There are specific techniques that can be used to solve specific types of differential equations. This is similar to solving algebraic equations. In algebra, we can use the quadratic formula to solve a quadratic equation, but not a linear or cubic equation. In the same way, techniques that can be used for a specific type of differential equation are often ineffective for a differential equation of a different type. In this section, we describe and practice a technique to solve a class of differential equations called *separable equations*.

### Definition 8.2.2 Separable Differential Equation.

A **separable differential equation** is one that can be written in the form

$$n(y) \frac{dy}{dx} = m(x),$$

where  $n$  is a function that depends only on the dependent variable  $y$ , and  $m$  is a function that depends only on the independent variable  $x$ .

Below, we show a few examples of separable differential equations, along with similar looking equations that are not separable.

1.  $\frac{dy}{dx} = x^2 y$

1.  $\frac{dy}{dx} = x^2 + y$

2.  $y \sqrt{y^2 - 5} \frac{dy}{dx} \sin(x) \cos(y) = 0$

2.  $y \sqrt{y^2 - 5} \frac{dy}{dx} \sin(x) \cos(y) = 1$

3.  $\frac{dy}{dx} = \frac{(x^2 + 1)e^y}{y}$

3.  $\frac{dy}{dx} = \frac{(xy + 1)e^y}{y}$

### List 8.2.3 Separable

### List 8.2.4 Not Separable

Notice that a separable equation requires that the functions of the dependent and independent variables be multiplied, not added (like Item 1 in List 8.2.4). An alternate definition of a separable differential equation states that an equation is separable if it can be written in the form

$$\frac{dy}{dx} = f(x)g(y),$$

for some functions  $f$  and  $g$ .

### 8.2.1 Separation of Variables

Let's find a formal solution to the separable equation

$$n(y) \frac{dy}{dx} = m(x).$$

Since the functions on the left and right hand sides of the equation are equal, their antiderivatives should be equal up to an arbitrary constant of integration. That is

$$\int n(y) \frac{dy}{dx} dx = \int m(x) dx + C.$$

Though the integral on the left may look a bit strange, recall that  $y$  itself is a function of  $x$ . Consider the substitution  $u = y(x)$ . The differential is  $du =$



[youtu.be/watch?v=tlkZsA3kK6o](https://youtu.be/watch?v=tlkZsA3kK6o)

Figure 8.2.1 Video introduction to Section 8.2

$\frac{dy}{dx} dx$ . Using this substitution, the above equation becomes

$$\int n(u) du = \int m(x) dx + C.$$

Let  $N(u)$  and  $M(x)$  be antiderivatives of  $n(u)$  and  $m(x)$ , respectively. Then

$$N(u) = M(x) + C.$$

Since  $u = y(x)$ , this is

$$N(y) = M(x) + C.$$

This relationship between  $y$  and  $x$  is an implicit form of the solution to the differential equation. Sometimes (but not always) it is possible to solve for  $y$  to find an explicit version of the solution.

Though the technique outlined above is formally correct, what we did essentially amounts to integrating the function  $n$  with respect to its variable and integrating the function  $m$  with respect to its variable. The informal way to solve a separable equation is to treat the derivative  $\frac{dy}{dx}$  as if it were a fraction. The separated form of the equation is

$$n(y) dy = m(x) dx.$$

To solve, we integrate the left hand side with respect to  $y$  and the right hand side with respect to  $x$  and add a constant of integration. As long as we are able to find the antiderivatives, we can find an implicit form for the solution. Sometimes we are able to solve for  $y$  in the implicit solution to find an explicit form of the solution to the differential equation. We practice the technique by solving the three differential equations listed in the separable column above, and conclude by revisiting and finding the general solution to the logistic differential equation from [Section 8.1](#).

### Example 8.2.5 Solving a Separable Differential Equation.

Find the general solution to the differential equation  $y' = x^2 y$ .

**Solution.** Using the informal solution method outlined above, we treat  $\frac{dy}{dx}$  as a fraction, and write the separated form of the differential equation as

$$\frac{dy}{y} = x^2 dx.$$

Integrating the left hand side of the equation with respect to  $y$  and the right hand side of the equation with respect to  $x$  yields

$$\ln |y| = \frac{1}{3} x^3 + C.$$

This is an implicit form of the solution to the differential equation. Solving for  $y$  yields an explicit form for the solution. Exponentiating both sides, we have

$$|y| = e^{x^3/3+C} = e^{x^3/3} e^C.$$

This solution is a bit problematic. First, the absolute value makes the solution difficult to understand. The second issue comes from our desire to find the *general solution*. Recall that a general solution includes all possible solutions to the differential equation. In other words, for any

The indefinite integrals  $\int \frac{dy}{y}$  and  $\int x^2 dx$  both produce arbitrary constants. Since both constants are arbitrary, we combine them into a single constant of integration.

given initial condition, the general solution must include the solution to that specific initial value problem. We can often satisfy any given initial condition by choosing an appropriate  $C$  value. When solving separable equations, though, it is possible to lose solutions that have the form  $y = \text{constant}$ . Notice that  $y = 0$  solves the differential equation, but it is not possible to choose a finite  $C$  to make our solution look like  $y = 0$ . Our solution cannot solve the initial value problem  $\frac{dy}{dx} = x^2y$ , with  $y(a) = 0$  (where  $a$  is any value). Thus, we haven't actually found a general solution to the problem. We can clean up the solution and recover the missing solution with a bit of clever thought.

Recall the formal definition of the absolute value:  $|y| = y$  if  $y \geq 0$  and  $|y| = -y$  if  $y < 0$ . Our solution is either  $y = e^C e^{\frac{x^3}{3}}$  or  $y = -e^C e^{\frac{x^3}{3}}$ . Further, note that  $C$  is constant, so  $e^C$  is also constant. If we write our solution as  $y = Ae^{\frac{x^3}{3}}$ , and allow the constant  $A$  to take on either positive or negative values, we incorporate both cases of the absolute value. Finally, if we allow  $A$  to be zero, we recover the missing solution discussed above. The best way to express the general solution to our differential equation is

$$y = Ae^{\frac{x^3}{3}}.$$

#### Example 8.2.6 Solving a Separable Initial Value Problem.

Solve the initial value problem  $(y\sqrt{y^2 - 5})y' - \sin(x)\cos(x) = 0$ , with  $y(0) = -3$ .

**Solution.** We first put the differential equation in separated form

$$y\sqrt{y^2 - 5} dy = \sin(x)\cos(x) dx.$$

The indefinite integral  $\int y\sqrt{y^2 - 5} dy$  requires the substitution  $u = y^2 - 5$ . Using this substitute yields the antiderivative  $\frac{1}{3}(y^2 - 5)^{3/2}$ .

The indefinite integral  $\int \sin(x)\cos(x) dx$  requires the substitution  $u = \sin(x)$ . Using this substitution yields the antiderivative  $\frac{1}{2}\sin^2 x$ . Thus, we have an implicit form of the solution to the differential equation given by

$$\frac{1}{3}(y^2 - 5)^{3/2} = \frac{1}{2}\sin^2 x + C.$$

The initial condition says that  $y$  should be  $-3$  when  $x$  is  $0$ , or

$$\frac{1}{3}((-3)^2 - 5)^{3/2} = \frac{1}{2}\sin^2 0 + C.$$

Evaluating the line above, we find  $C = 8/3$ , yielding the particular solution to the initial value problem

$$\frac{1}{3}(y^2 - 5)^{3/2} = \frac{1}{2}\sin^2 x + \frac{8}{3}.$$

#### Video solution



[youtu.be/watch?v=pDXfO52xNVw](https://youtu.be/watch?v=pDXfO52xNVw)

Missing constant solutions can't always be recovered by cleverly redefining the arbitrary constant. The differential equation  $y' = y^2 - 1$  is an example of this fact. Both  $y = 1$  and  $y = -1$  are constant solutions to this differential equation. Separation of variables yields a solution where  $y = 1$  can be attained by choosing an appropriate  $C$  value, but  $y = -1$  can't. The general solution is the set containing the solution produced by separation of variables and the missing solution  $y = -1$ . We should always be careful to look for missing constant solutions when seeking the general solution to a separable differential equation.

#### Video solution



[youtu.be/watch?v=Bl3ugfR-Guw](https://youtu.be/watch?v=Bl3ugfR-Guw)

**Example 8.2.7 Solving a Separable Differential Equation.**

Find the general solution to the differential equation  $\frac{dy}{dx} = \frac{(x^2 + 1)e^y}{y}$ .

**Solution.** We start by observing that there are no constant solutions to this differential equation because there are no constant  $y$  values that make the right hand side of the equation identically zero. Thus, we need not worry about losing solutions during the separation of variables process. The separated form of the equation is given by

$$ye^{-y} dy = (x^2 + 1) dx.$$

The antiderivative of the left hand side requires Integration by Parts. Evaluating both indefinite integrals yields the implicit solution

$$-(y + 1)e^{-y} = \frac{1}{3}x^3 + x + C.$$

Since we cannot solve for  $y$ , we cannot find an explicit form of the solution.

Video solution



[youtu.be/watch?v=OharserepNU](https://youtu.be/watch?v=OharserepNU)

**Example 8.2.8 Solving the Logistic Differential Equation.**

Solve the logistic differential equation  $\frac{dy}{dt} = ky \left(1 - \frac{y}{M}\right)$

**Solution.** We looked at a slope field for this equation in [Section 8.1](#) in the specific case of  $k = M = 1$ . Here, we use separation of variables to find an analytic solution to the more general equation. Notice that the independent variable  $t$  does not explicitly appear in the differential equation. We mentioned that an equation of this type is called *autonomous*. All autonomous first order differential equations are separable.

We start by making the observation that both  $y = 0$  and  $y = M$  are constant solutions to the differential equation. We must check that these solutions are not lost during the separation of variables process. The separated form of the equation is

$$\frac{1}{y \left(1 - \frac{y}{M}\right)} dy = k dt.$$

The antiderivative of the left hand side of the equation can be found by making use of partial fractions. Using the techniques discussed in [Section 6.4](#), we write

$$\frac{1}{y \left(1 - \frac{y}{M}\right)} = \frac{1}{y} + \frac{1}{M - y}.$$

Then an implicit form of the solution is given by

$$\ln |y| - \ln |M - y| = kt + C.$$

Combining the logarithms,

$$\ln \left| \frac{y}{M - y} \right| = kt + C.$$

Similarly to [Example 8.2.5](#), we can write

$$\frac{y}{M-y} = Ae^{kt}.$$

Letting  $A$  take on positive values or negative values incorporates both cases of the absolute value. This is another implicit form of the solution. Solving for  $y$  gives the explicit form

$$y = \frac{M}{1 + be^{-kt}},$$

where  $b$  is an arbitrary constant. Notice that  $b = 0$  recovers the constant solution  $y = M$ . The constant solution  $y = 0$  cannot be produced with a finite  $b$  value, and has been lost. The general solution the logistic differential equation is the set containing  $y = \frac{M}{1 + be^{-kt}}$  and  $y = 0$ .

Video solution



[youtu.be/watch?v=nLltaIqug6A](https://youtu.be/watch?v=nLltaIqug6A)

Solving for  $y$  initially yields the explicit solution  $y = \frac{AMe^{kt}}{1 + Ae^{kt}}$ . Dividing numerator and denominator by  $Ae^{kt}$  and defining  $b = 1/A$  yields the commonly presented form of the solution given in [Example 8.2.8](#).

## 8.2.2 Exercises

## Problems

**Exercise Group.** In the following exercises, decide whether the differential equation is separable or not separable. If the equation is separable, write it in separated form.

1.  $y' = y^2 - y$

2.  $xy' + x^2y = \frac{\sin(x)}{x - y}$

3.  $(y + 3)y' + (\ln(x))y' - x \sin y = (y + 3) \ln(x)$

4.  $y' - x^2 \cos y + y = \cos y - x^2y$

**Exercise Group.** In the following exercises, find the general solution to the separable differential equation. Be sure to check for missing constant solutions.

5.  $y' + 1 - y^2 = 0$

6.  $y' = y - 2$

7.  $xy' = 4y$

8.  $yy' = 4x$

9.  $e^x yy' = e^{-y} + e^{-2x-y}$

10.  $(x^2 + 1)y' = \frac{x}{y - 1}$

11.  $y' = \frac{x\sqrt{1 - 4y^2}}{x^4 + 2x^2 + 2}$

12.  $(e^x + e^{-x})y' = y^2$

**Exercise Group.** In the following exercises, find the particular solution to the separable initial value problem.

13.  $y' = \frac{\sin(x)}{\cos y}$ , with  $y(0) = \frac{\pi}{2}$

14.  $y' = \frac{x^2}{1 - y^2}$ , with  $y(0) = -2$

15.  $y' = \frac{2x}{y + x^2y}$ , with  $y(0) = -4$

16.  $x + ye^{-x}y' = 0$ , with  $y(0) = -2$

17.  $y' = \frac{x \ln(x^2 + 1)}{y - 1}$ , with  $y(0) = 2$

18.  $\sqrt{1 - x^2}y' - \frac{\arcsin x}{y \cos(y^2)} = 0$ , with  $y(0) = \sqrt{\frac{7\pi}{6}}$

19.  $y' = (\cos^2 x)(\cos^2 2y)$ , with  $y(0) = 0$

20.  $y' = \frac{y^2 \sqrt{1 - y^2}}{x}$ , with  $y(0) = 1$



## 8.3 First Order Linear Differential Equations

In the previous section, we explored a specific technique to solve a specific type of differential equation called a separable differential equation. In this section, we develop and practice a technique to solve a type of differential equation called a *first order linear* differential equation.

Recall that a linear algebraic equation in one variable is one that can be written  $ax + b = 0$ , where  $a$  and  $b$  are real numbers. Notice that the variable  $x$  appears to the first power. The equations  $\sqrt{x} + 1 = 0$  and  $\sin(x) - 3x = 0$  are both nonlinear. A linear differential equation is one in which the dependent variable and its derivatives appear only to the first power. We focus on first order equations, which involve first (but not higher order) derivatives of the dependent variable.



[youtu.be/watch?v=aGk\\_H6jc5BE](https://youtu.be/watch?v=aGk_H6jc5BE)

### 8.3.1 Solving First Order Linear Equations

#### Definition 8.3.2 First Order Linear Differential Equation.

A **first order linear differential equation** is a differential equation that can be written in the form

$$\frac{dy}{dx} + p(x)y = q(x),$$

where  $p$  and  $q$  are arbitrary functions of the independent variable  $x$ .

Figure 8.3.1 Introduction to Section 8.3, and presentation of Example 8.3.3

#### Example 8.3.3 Classifying Differential Equations.

Classify each differential equation as first order linear, separable, both, or neither.

- |                     |                                 |
|---------------------|---------------------------------|
| (a) $y' = xy$       | (c) $y' - (\cos(x))y = \cos(x)$ |
| (b) $y' = e^y + 3x$ | (d) $yy' - 3xy = 4 \ln(x)$      |

#### Solution.

- (a) Both. We identify  $p(x) = -x$  and  $q(x) = 0$ . The separated form of the equation is  $\frac{dy}{y} = x dx$ .
- (b) Neither. The  $e^y$  term makes the equation nonlinear. Because of the addition, it is not possible to write the equation in separated form.
- (c) First order linear. We identify  $p(x) = -\cos(x)$  and  $q(x) = \cos(x)$ . The equation cannot be written in separated form.
- (d) Neither. Notice that dividing by  $y$  results in the nonlinear term  $\frac{4 \ln(x)}{y}$ . It is not possible to write the equation in separated form.

Notice that linearity depends on the dependent variable  $y$ , not the independent variable  $x$ . The functions  $p(x)$  and  $q(x)$  need not be linear, as demonstrated in part (c) of Example 8.3.3. Neither  $\cos(x)$  nor  $\sin(x)$  are linear functions of  $x$ , but the differential equation is still linear.

Before working out a general technique for solving first order linear differential equations, we look at a specific example. Consider the differential equation

$$\frac{d}{dx}(xy) = \sin(x) \cos(x).$$

This is an easy differential equation to solve. On the left, the antiderivative of the derivative is simply the function  $xy$ . Using the substitution  $u = \sin(x)$  on the right and integrating results in the implicit solution

$$xy = \frac{1}{2} \sin^2 x + C.$$

Solving for  $y$  yields the explicit solution

$$y = \frac{\sin^2 x}{2x} + \frac{C}{x}.$$

Though not obvious, the differential equation above is actually a linear differential equation. Using the product rule and implicit differentiation, we can write  $\frac{d}{dx}(xy) = x \frac{dy}{dx} + y$ . Our original differential equation can be written

$$x \frac{dy}{dx} + y = \sin(x) \cos(x).$$

If we divide by  $x$ , we have

$$\frac{dy}{dx} + \frac{1}{x}y = \frac{\sin(x) \cos(x)}{x},$$

which matches the form in [Definition 8.3.2](#). Reversing our steps would lead us back to the original form of our differential equation.

As motivated by the problem we just explored, the basic idea behind solving first order linear differential equations is to multiply both sides of the differential equation by a function, called an *integrating factor*, that makes the left hand side of the equation look like an expanded Product Rule. We then condense the left hand side into the derivative of a product and integrate both sides. An obvious question is, "How do you find this integrating factor?"

Consider the first order linear equation

$$\frac{dy}{dx} + p(x)y = q(x).$$

Let's call the integrating factor  $\mu(x)$ . We multiply both sides of the differential equation by  $\mu(x)$  to get

$$\mu(x) \left( \frac{dy}{dx} + p(x)y \right) = \mu(x)q(x).$$

Our goal is to choose  $\mu(x)$  so that the left hand side of the differential equation looks like the result of a Product Rule. The left hand side of the equation is

$$\mu(x) \frac{dy}{dx} + \mu(x)p(x)y.$$

Using the Product Rule and Implicit Differentiation,

$$\frac{d}{dx}(\mu(x)y) = \frac{d\mu}{dx}y + \mu(x)\frac{dy}{dx}.$$

In the examples in the previous section, we performed operations on the arbitrary constant  $C$ , but still called the result  $C$ . The justification is that the result after the operation is *still* an arbitrary constant. Here, we divide  $C$  by  $x$ , so the result depends explicitly on the independent variable  $x$ . Since  $C/x$  is *not* constant, we can't just call it  $C$ .



[youtu.be/watch?v=f-Bea35N11g](https://youtu.be/watch?v=f-Bea35N11g)

**Figure 8.3.4** Using an integrating factor to solve a linear differential equation

Though we use  $\mu(x)$  for our integrating factor, the symbol is unimportant. The notation  $\mu(x)$  is a common choice, but other texts may use  $\alpha(x)$ ,  $I(x)$ , or some other symbol to designate the integrating factor.

Equating  $\frac{d}{dx}(\mu(x)y)$  and  $\mu(x)\left(\frac{dy}{dx} + p(x)y\right)$  gives

$$\frac{d\mu}{dx}y + \mu(x)\frac{dy}{dx} = \mu(x)\frac{dy}{dx} + \mu(x)p(x)y,$$

which is equivalent to

$$\frac{d\mu}{dx} = \mu(x)p(x).$$

In order for the integrating factor  $\mu(x)$  to perform its job, it must solve the differential equation above. But that differential equation is separable, so we can solve it. The separated form is

$$\frac{d\mu}{\mu} = p(x) dx.$$

Integrating,

$$\ln \mu = \int p(x) dx,$$

or

$$\mu(x) = e^{\int p(x) dx}.$$

If  $\mu(x)$  is chosen this way, after multiplying by  $\mu(x)$ , we can always write the differential equation in the form

$$\frac{d}{dx}(\mu(x)y) = \mu(x)q(x).$$

Integrating and solving for  $y$ , the explicit solution is

$$y = \frac{1}{\mu(x)} \int (\mu(x)q(x)) dx.$$

Though this formula can be used to write down the solution to a first order linear equation, we shy away from simply memorizing a formula. The process is lost, and it's easy to forget the formula. Rather, we always follow the steps outlined in [Key Idea 8.3.5](#) when solving equations of this type.

Following the steps outlined in the previous section, we should technically end up with  $\mu(x) = Ce^{\int p(x) dx}$ , where  $C$  is an arbitrary constant. Because we multiply both sides of the differential equation by  $\mu(x)$ , the arbitrary constant cancels, and we omit it when finding the integrating factor.

#### Key Idea 8.3.5 Solving First Order Linear Equations.

1. Write the differential equation in the form

$$\frac{dy}{dx} + p(x)y = q(x).$$

2. Compute the integrating factor

$$\mu(x) = e^{\int p(x) dx}.$$

3. Multiply both sides of the differential equation by  $\mu(x)$ , and condense the left hand side to get

$$\frac{d}{dx}(\mu(x)y) = \mu(x)q(x).$$

4. Integrate both sides of the differential equation with respect to  $x$ , taking care to remember the arbitrary constant.
5. Solve for  $y$  to find the explicit solution to the differential equation.

Let's practice the process by solving the two first order linear differential equations from [Example 8.3.3](#).

**Example 8.3.6 Solving a First Order Linear Equation.**

Find the general solution to  $y' = xy$ .

**Solution.** We solve by following the steps in [Key Idea 8.3.5](#). Unlike the process for solving separable equations, we need not worry about losing constant solutions. The answer we find *will* be the general solution to the differential equation. We first write the equation in the form

$$\frac{dy}{dx} - xy = 0.$$

By identifying  $p(x) = -x$ , we can compute the integrating factor

$$\mu(x) = e^{\int -x \, dx} = e^{-\frac{1}{2}x^2}.$$

Multiplying both side of the differential equation by  $\mu(x)$ , we have

$$e^{-\frac{1}{2}x^2} \left( \frac{dy}{dx} - xy \right) = 0.$$

The left hand side of the differential equation condenses to yield

$$\frac{d}{dx} \left( e^{-\frac{1}{2}x^2} y \right) = 0.$$

We integrate both sides with respect to  $x$  to find the implicit solution

$$e^{-\frac{1}{2}x^2} y = C,$$

or the explicit solution

$$y = C e^{\frac{1}{2}x^2}.$$

**Example 8.3.7 Solving a First Order Linear Equation.**

Find the general solution to  $y' - (\cos(x))y = \cos(x)$ .

**Solution.** The differential equation is already in the correct form. The integrating factor is given by

$$\mu(x) = e^{-\int \cos(x) \, dx} = e^{-\sin(x)}.$$

Multiplying both sides of the equation by the integrating factor and condensing,

$$\frac{d}{dx} \left( e^{-\sin(x)} y \right) = (\cos(x)) e^{-\sin(x)}$$

Using the substitution  $u = -\sin(x)$ , we can integrate to find the implicit solution

$$e^{-\sin(x)} y = -e^{-\sin(x)} + C.$$

The explicit form of the general solution is

$$y = -1 + C e^{\sin(x)}.$$

We continue our practice by finding the particular solution to an initial value problem.

Video solution



[youtu.be/watch?v=fgeo61eY3qo](https://youtu.be/watch?v=fgeo61eY3qo)

The step where the left hand side of the differential equation condenses to the derivative of a product can feel a bit magical. The reality is that we choose  $\mu(x)$  so that we can get exactly this condensing behavior. It's not magic, it's math! If you're still skeptical, try using the Product Rule and Implicit Differentiation to evaluate  $\frac{d}{dx} \left( e^{-\frac{1}{2}x^2} y \right)$ , and verify that it becomes  $e^{-\frac{1}{2}x^2} \left( \frac{dy}{dx} - xy \right)$ .

Video solution



[youtu.be/watch?v=qB\\_aSFCQfcE](https://youtu.be/watch?v=qB_aSFCQfcE)

**Example 8.3.8 Solving a First Order Linear Initial Value Problem.**

Solve the initial value problem  $xy' - y = x^3 \ln(x)$ , with  $y(1) = 0$ .

**Solution.** We first divide by  $x$  to get

$$\frac{dy}{dx} - \frac{1}{x}y = x^2 \ln(x).$$

The integrating factor is given by

$$\begin{aligned}\mu(x) &= e^{\int -\frac{1}{x} dx} \\ &= e^{-\ln(x)} \\ &= e^{\ln(x)^{-1}} \\ &= x^{-1}.\end{aligned}$$

Multiplying both sides of the differential equation by the integrating factor and condensing the left hand side, we have

$$\frac{d}{dx} \left( \frac{y}{x} \right) = x \ln(x).$$

Using Integrating by Parts to find the antiderivative of  $x \ln(x)$ , we find the implicit solution

$$\frac{y}{x} = \frac{1}{2}x^2 \ln(x) - \frac{1}{4}x^2 + C.$$

Solving for  $y$ , the explicit solution is

$$y = \frac{1}{2}x^3 \ln(x) - \frac{1}{4}x^3 + Cx.$$

The initial condition  $y(1) = 0$  yields  $C = 1/4$ . The solution to the initial value problem is

$$y = \frac{1}{2}x^3 \ln(x) - \frac{1}{4}x^3 + \frac{1}{4}x.$$

Video solution



[youtu.be/watch?v=XsFRAzdk7WI](https://youtu.be/watch?v=XsFRAzdk7WI)

Differential equations are a valuable tool for exploring various physical problems. This process of using equations to describe real world situations is called mathematical modeling, and is the topic of the next section. The last two examples in this section begin our discussion of mathematical modeling.

**Example 8.3.9 A Falling Object Without Air Resistance.**

Suppose an object with mass  $m$  is dropped from an airplane. Find and solve a differential equation describing the vertical velocity of the object assuming no air resistance.

**Solution.** The basic physical law at play is Newton's second law,

$$\text{mass} \times \text{acceleration} = \text{the sum of the forces}.$$

Using the fact that acceleration is the derivative of velocity,  $\text{mass} \times \text{acceleration}$  can be written  $mv'$ . In the absence of air resistance, the only force of interest is the force due to gravity. This force is approximately constant, and is given by  $mg$ , where  $g$  is the gravitational constant. The

word equation above can be written as the differential equation

$$m \frac{dv}{dt} = mg.$$

Because  $g$  is constant, this differential equation is simply an integration problem, and we find

$$v = gt + C.$$

Since  $v = C$  with  $t = 0$ , we see that the arbitrary constant here corresponds to the initial vertical velocity of the object.

The process of mathematical modeling does not stop simply because we have found an answer. We must examine the answer to see how well it can describe real world observations. In the previous example, the answer may be somewhat useful for short times, but intuition tells us that something is missing. Our answer says that a falling object's velocity will increase linearly as a function of time, but we know that a falling object does not speed up indefinitely. In order to more fully describe real world behavior, our mathematical model must be revised.

#### Example 8.3.11 A Falling Object with Air Resistance.

Suppose an object with mass  $m$  is dropped from an airplane. Find and solve a differential equation describing the vertical velocity of the object, taking air resistance into account.

**Solution.** We still begin with Newton's second law, but now we assume that the forces in the object come both from gravity and from air resistance. The gravitational force is still given by  $mg$ . For air resistance, we assume the force is related to the velocity of the object. A simple way to describe this assumption might be  $kv^p$ , where  $k$  is a proportionality constant and  $p$  is a positive real number. The value  $k$  depends on various factors such as the density of the object, surface area of the object, and density of the air. The value  $p$  affects how changes in the velocity affect the force. Taken together, a function of the form  $kv^p$  is often called a *power law*. The differential equation for the velocity is given by

$$m \frac{dv}{dt} = mg - kv^p.$$

(Notice that the force from air resistance opposes motion, and points in the opposite direction as the force from gravity.) This differential equation is separable, and can be written in the separated form

$$\frac{m}{mg - kv^p} dv = dt.$$

For arbitrary positive  $p$ , the integration is difficult, making this problem hard to solve analytically. In the case that  $p = 1$ , the differential equation becomes linear, and is easy to solve either using either separation of variables or integrating factor techniques. We assume  $p = 1$ , and proceed with an integrating factor so we can continue practicing the process. Writing

$$\frac{dv}{dt} + \frac{k}{m}v = g,$$

we identify the integrating factor

$$\mu(t) = e^{\int \frac{k}{m} dt} = e^{\frac{k}{m}t}.$$



[youtu.be/watch?v=skI9GlhB3dc](https://youtu.be/watch?v=skI9GlhB3dc)

**Figure 8.3.10** Video presentation of Examples 8.3.9–8.3.11

Then

$$\frac{d}{dt} \left( e^{\frac{k}{m}t} v \right) = g e^{\frac{k}{m}t},$$

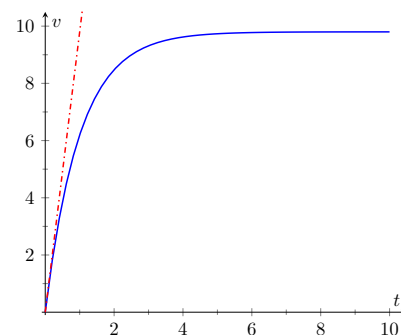
so

$$e^{\frac{k}{m}t} v = \frac{mg}{k} e^{\frac{k}{m}t} + C,$$

or

$$v = \frac{mg}{k} + C e^{-\frac{k}{m}t}.$$

In the solution above, the exponential term decays as time increases, causing the velocity to approach the constant value  $mg/k$  in the limit as  $t$  approaches infinity. This value is called the *terminal velocity*. If we assume a zero initial velocity (the object is dropped, not thrown from the plane), the velocities from Examples 8.3.9 and 8.3.11 are given by  $v = gt$  and  $v = \frac{mg}{k} (1 - e^{-\frac{k}{m}t})$ , respectively. These two functions are shown in Figure 8.3.12, with  $g = 9.8$ ,  $m = 1$ , and  $k = 1$ . Notice that the two curves agree well for short times, but have dramatically different behaviors as  $t$  increases. Part of the art in mathematical modeling is deciding on the level of detail required to answer the question of interest. If we are only interested in the initial behavior of the falling object, the simple model in Example 8.3.9 may be sufficient. If we are interested in the longer term behavior of the object, the simple model is not sufficient, and we should consider a more complicated model.



**Figure 8.3.12** The velocity functions from Examples 8.3.9 (dashed) and 8.3.11 (solid) under the assumption that  $v(0) = 0$ , with  $g = 9.8$ ,  $m = 1$ , and  $k = 1$

## 8.3.2 Exercises

## Problems

**Exercise Group.** In the following exercises, Find the general solution to the first order linear differential equation.

1.  $y' = 2y - 3$
2.  $x^2 y' + xy = 1$
3.  $x^2 y' - xy = 1$
4.  $xy' + 4y = x^3 - x$
5.  $(\cos^2 x \sin(x))y' + (\cos^3 x)y = 1$
6.  $\frac{y'}{x} = 1 - 2y$
7.  $x^3 y' - 3x^3 y = x^4 e^{2x}$
8.  $y' + y = 5 \sin(2x)$

**Exercise Group.** In the following exercises, Find the particular solution to the initial value problem.

9.  $y' = y + 2xe^x, y(0) = 2$
10.  $xy' + 2y = x^2 - x + 1, y(1) = 1$
11.  $xy' + (x + 2)y = x, y(1) = 0$
12.  $y' + 2y = 0, y(0) = 3$
13.  $(x + 1)y' + (x + 2)y = 2xe^{-x}, y(0) = 1$
14.  $(\cos(x))y' + (\sin(x))y = 1, y(0) = -3$
15.  $(x^2 - 1)y' + 2y = (x + 1)^2, y(0) = 2$
16.  $xy' - 2y = \frac{x^3}{1 + x^2}, y(1) = 0$

**Exercise Group.** In the following exercises, classify the differential equation as separable, first order linear, or both, and solve the initial value problem using an appropriate method.

17.  $y' = y + yx^2, y(0) = -5$
18.  $xe^y y' = x^2 \sin(x), y(0) = 0$
19.  $(x - 1)y' + y = x^2 - 1, y(0) = 2$
20.  $y' = y^2 + y - 2, y(0) = 1$

**Exercise Group.** In the following exercises, draw a slope field for the differential equation. Use the slope field to predict the behavior of the solution to the initial value problem for large  $x$  values. Solve the initial value problem, and verify your prediction.

21.  $y' = x - y, y(0) = 0$
22.  $(X + 1)y' + y = \frac{1}{x + 1}, y(0) = 2$



## 8.4 Modeling with Differential Equations

In the first three sections of this chapter, we focused on the basic ideas behind differential equations and the mechanics of solving certain types of differential equations. We have only hinted at their practical use. In this section, we use differential equations for mathematical modeling, the process of using equations to describe real world processes. We explore a few different mathematical models with the goal of gaining an introduction to this large field of applied mathematics.

### 8.4.1 Models Involving Proportional Change

Some of the simplest differential equation models involve one quantity that changes at a rate proportional to another quantity. In the introduction to this chapter, we considered a population that grows at a rate proportional to the current population. The words in this assumption can be directly translated into a differential equation as shown below.

There are some key ideas that can be helpful when translating words into a differential equation. Any time we see something about rates or changes, we should think about derivatives. The word “is” usually corresponds to an equal sign in the equation. The words “proportional to” mean we have a constant multiplied by something.

The differential equation in Figure 8.4.1 is easily solved using separation of variables. We find

$$p = Ce^{kt}.$$

Notice that we need values for both  $C$  and  $k$  before we can use this formula to predict population size. We require information about the population at two different times in order to fully determine the population model.

#### Example 8.4.2 Bacterial Growth.

Suppose a population of *e-coli* bacteria grows at a rate proportional to the current population. If an initial population of 200 bacteria has grown to 1600 three hours later, find a function for the size of the population at time  $t$ , and use it to predict when the population size will reach 10,000.

**Solution.** We already know that the population at time  $t$  is given by  $p = Ce^{kt}$  for some  $C$  and  $k$ . The information about the initial size of the population means that  $p(0) = 200$ . Thus  $C = 200$ . Our knowledge of the population size after three hours allows us to solve for  $k$  via the equation

$$1600 = 200e^{3k}.$$

Solving this exponential equation yields  $k = \ln(8)/3 \approx 0.6931$ . The population at time  $t$  is given by

$$p = 200e^{(\ln(8)/3)t}.$$

Solving

$$10000 = 200e^{(\ln(8)/3)t}$$

yields  $t = (3 \ln(50))/\ln(8) \approx 5.644$ . The population is predicted to reach 10,000 bacteria in slightly more than five and a half hours.

Another example of proportional change is *Newton's Law of Cooling*. The laws of thermodynamics state that heat flows from areas of higher temperature to areas of lower temperature. A simple example is a hot object that cools down

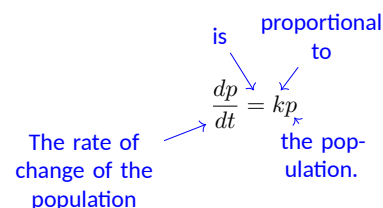


Figure 8.4.1 Translating words into a differential equation

Video solution



[youtu.be/watch?v=EC18tbH7SQw](https://youtu.be/watch?v=EC18tbH7SQw)

when placed in a cool room. Newton's Law of Cooling is the simple assumption that the temperature of the object changes at a rate proportional to the difference between the temperature of the object and the ambient temperature of the room. If  $T$  is the temperature of the object and  $A$  is the constant ambient temperature, Newton's Law of Cooling can be expressed as the differential equation

$$\frac{dT}{dt} = k(A - T).$$

This differential equation is both linear and separable. The separated form is

$$\frac{1}{A - T} dT = k dt.$$

Then an implicit definition of the temperature is given by

$$-\ln|A - T| = kt + C.$$

If we solve for  $T$ , we find the explicit temperature

$$T = A - Ce^{-kt}.$$

Though we didn't show the steps, the explicit solution involves the typical process of renaming the constant  $\pm e^{-C}$  as  $C$ , and allowing  $C$  to be positive, negative, or zero to account for both cases of the absolute value and to catch the constant solution  $T = A$ . Notice that the temperature of the object approaches the ambient temperature in the limit as  $t \rightarrow \infty$ .

#### Example 8.4.3 Hot Coffee.

A freshly brewed cup of coffee is set on the counter and has a temperature of  $200^\circ$  Fahrenheit. After 3 minutes, it has cooled to  $190^\circ$ , but is still too hot to drink. If the room is  $72^\circ$  and the coffee cools according to Newton's Law of Cooling, how long will the impatient coffee drinker have to wait until the coffee has cooled to  $165^\circ$ ?

**Solution.** Since we have already solved the differential equation for Newton's Law of Cooling, we can immediately use the function

$$T = A - Ce^{-kt}.$$

Since the room is  $72^\circ$ , we know  $A = 72$ . The initial temperature is  $200^\circ$ , which means  $C = -128$ . At this point, we have

$$T = 72 + 128e^{-kt}$$

The information about the coffee cooling to  $190^\circ$  in 3 minutes leads to the equation

$$190 = 72 + 128e^{-3k}.$$

Solving the exponential equation for  $k$ , we have

$$k = -\frac{1}{3} \ln\left(\frac{59}{64}\right) \approx 0.0271.$$

Finally, we finish the problem by solving the exponential equation

$$165 = 72 + 128e^{\frac{1}{3} \ln\left(\frac{59}{64}\right)t}.$$

The coffee drinker must wait  $t = \frac{3 \ln\left(\frac{93}{128}\right)}{\ln\left(\frac{59}{64}\right)} \approx 11.78$  minutes.

The equation  $\frac{dT}{dt} = k(T - A)$  is also a valid representation of Newton's Law of Cooling. Intuition tells us that  $T$  will increase if  $T$  is less than  $A$  and decrease if  $T$  is greater than  $A$ . The form we use in the text follows this intuition with a positive  $k$  value. The form above will require that  $k$  take on a negative value. In the end, both forms result in the same function.

Video solution



[youtu.be/watch?v=tEMLcz1yvFI](https://youtu.be/watch?v=tEMLcz1yvFI)

We finish our discussion of models of proportional change by exploring three different models of disease spread through a population. In all of the models, we let  $y$  denote the proportion of the population that is sick ( $0 \leq y \leq 1$ ). We assume a proportion of 0.05 is initially sick and that a proportion of 0.1 is sick 1 week later.

#### Example 8.4.4 Disease Spread 1.

Suppose a disease spreads through a population at a rate proportional to the number of individuals who are sick. If 5% of the population is sick initially and 10% of the population is sick one week later, find a formula for the proportion of the population that is sick at time  $t$ .

**Solution.** The assumption here seems to have some merit because it matches our intuition that a disease should spread more rapidly when more individuals are sick. The differential equation is simply

$$\frac{dy}{dt} = ky,$$

with solution

$$y = Ce^{kt}.$$

The conditions  $y(0) = 0.05$  and  $y(1) = 0.1$  lead to  $C = 0.05$  and  $k = \ln(2)$ , so the function is

$$y = 0.05e^{(\ln(2))t}.$$

We should point out a glaring problem with this model. The variable  $y$  is a proportion and should take on values between 0 and 1, but the function  $y = 0.05e^{2t}$  grows without bound. After  $t \approx 4.32$  weeks,  $y$  exceeds 1, and the model ceases to make physical sense.

#### Example 8.4.6 Disease Spread 2.

Suppose a disease spreads through a population at a rate proportional to the number of individuals who are not sick. If 5% of the population is sick initially and 10% of the population is sick one week later, find a formula for the proportion of the population that is sick at time  $t$ .

**Solution.** The intuition behind the assumption here is that a disease can only spread if there are individuals who are susceptible to the infection. As fewer and fewer people are able to be infected, the disease spread should slow down. Since  $y$  is proportion of the population that is sick,  $1 - y$  is the proportion who are not sick, and the differential equation is

$$\frac{dy}{dt} = k(1 - y).$$

Though the context is quite different, the differential equation is identical to the differential equation for Newton's Law of Cooling, with  $A = 1$ . The solution is

$$y = 1 - Ce^{-kt}.$$

The conditions  $y(0) = 0.05$  and  $y(1) = 0.1$  yield  $C = 0.95$  and  $k = -\ln\left(\frac{18}{19}\right) \approx 0.0541$ , so the final function is

$$y = 1 - .95e^{\ln\left(\frac{18}{19}\right)t}.$$



[youtu.be/watch?v=UjRpT852su4](https://youtu.be/watch?v=UjRpT852su4)

Figure 8.4.5 Video presentation of Examples 8.4.4-8.4.6

Notice that this function approaches  $y = 1$  in the limit as  $t \rightarrow \infty$ , and does not suffer from the non-physical behavior described in [Example 8.4.4](#).

In [Example 8.4.4](#), we assumed disease spread depends on the number of infected individuals. In [Example 8.4.6](#), we assumed disease spread depends on the number of susceptible individuals who are able to become infected. In reality, we would expect many diseases to require the interaction of both infected and susceptible individuals in order to spread. One of the simplest ways to model this required interaction is to assume disease spread depends on the product of the proportions of infected and uninfected individuals. This assumption (regularly seen in the context of chemical reactions) is often called the *law of mass action*.

### Example 8.4.7 Disease Spread 3.

Suppose a disease spreads through a population at a rate proportional to the product of the number of infected and uninfected individuals. If 5% of the population is sick initially and 10% of the population is sick one week later, find a formula for the proportion of the population that is sick at time  $t$ .

**Solution.** The differential equation is

$$\frac{dy}{dt} = ky(1 - y).$$

This is exactly the logistic equation with  $M = 1$ . We solved this differential equation in [Example 8.2.8](#), and found

$$y = \frac{1}{1 + be^{-kt}}.$$

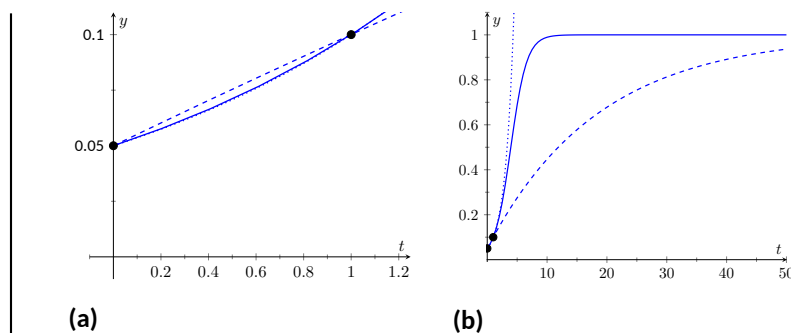
The conditions  $y(0) = 0.05$  and  $y(1) = 0.1$  yield  $b = 19$  and  $k = -\ln\left(\frac{9}{19}\right) \approx 0.7472$ . The final function is

$$y = \frac{1}{1 + 19e^{\ln\left(\frac{9}{19}\right)t}}.$$

Based on the three different assumptions about the rate of disease spread explored in the last three examples, we now have three different functions giving the proportion of a population that is sick at time  $t$ . Each of the three functions meets the conditions  $y(0) = 0.05$  and  $y(1) = 0.1$ . The three functions are shown in [Figure 8.4.8](#).

Notice that the logistic function mimics specific parts of the functions from [Examples 8.4.4](#) and [8.4.6](#). We see in [Figure 8.4.8\(a\)](#) that the logistic and exponential functions are virtually indistinguishable for small  $t$  values. When there are few infected individuals and lots of susceptible individuals, the spread of a disease is largely determined by the number of sick people. The logistic curve captures this feature, and is “almost exponential” early on.

In [Figure 8.4.8\(b\)](#), we see that the logistic curve leaves the exponential curve from [Example 8.4.4](#) and approaches the curve from [Example 8.4.6](#). This result implies that when most of the population is sick, the spread of the disease is largely dependent on the number of susceptible individuals. Though there are much more sophisticated mathematical models describing the spread of infections, we could argue that the logistic model presented in this example is the “best” of the three.



**Figure 8.4.8** Plots of the functions from [Example 8.4.4](#) (dotted), [Example 8.4.6](#) (dashed), and [Example 8.4.7](#) (solid)

Video solution



[youtu.be/watch?v=vV8Jy231gLk](https://youtu.be/watch?v=vV8Jy231gLk)

## 8.4.2 Rate-in Rate-out Problems

One of the classic ways to build a mathematical model involves tracking the way the amount of something can change. We sometimes say these models are based on *conservation laws*. Consider a box with some amount of a specific type of material inside. (Some type of chemical, for example.) The amount of material of the specific type in the box can only change in four ways; we can add more to the box, we can remove some from the box, some of the material can change into material of a different type, or some other type of material can turn into the type we're tracking. In the examples that follow, we assume material doesn't change type, so we only need to keep track of material coming into the box and material leaving the box. To derive a differential equation, we track rates:

$$\text{rate of change of some quantity} = \text{rate in} - \text{rate out}.$$

Though we stick to relatively simple examples, this basic idea can be used to derive some very important differential equations in mathematics and physics.

The examples to follow involve tracking the amount of a chemical in solution. We assume liquid containing some chemical flows into a container at some rate. That liquid mixes instantaneously with the liquid already in the container. Then the liquid from the container flows out at some (potentially different) rate.

### Example 8.4.10 Equal Flow Rates.

Suppose a 10 liter tank has 5 liters of salt solution in it. The initial concentration of the salt solution is 1 gram per liter. A salt solution with concentration  $3 \frac{\text{g}}{\text{L}}$  flows into the tank at a rate of  $2 \frac{\text{L}}{\text{min}}$ . Suppose the salt solution mixes instantaneously with the solution already in the tank, and that the mixed solution from the tank flows out at a rate of  $2 \frac{\text{L}}{\text{min}}$ . Find a function that gives the amount of salt in the tank at time  $t$ .

**Solution.** We use the rate in - rate out setup described above. The quantity here is the amount (in grams) of salt in the tank at time  $t$ . Let  $y$  denote the amount of salt. In words, the differential equation is given by

$$\frac{dy}{dt} = \text{rate in} - \text{rate out}.$$

Thinking in terms of units can help fill in the details of the differential equation. Since  $y$  has units of grams, the left hand side of the equation has units g/min. Both terms on the right hand side must have these same



[youtu.be/watch?v=G3nvU0Jc5pw](https://youtu.be/watch?v=G3nvU0Jc5pw)

**Figure 8.4.9** Introduction to Rate-in Rate-out problems

The assumption about instantaneous mixing, though not physically accurate, leads to a differential equation we have hope of solving. In reality, the amount of chemical at a specific location in the container depends both on the location and how long we have been waiting. This dependence on both space and time leads to a type of differential equation called a *partial differential equation*. Differential equations of this type are more interesting, but significantly harder to study. Instantaneous mixing removes any spatial dependence from the problem, and leaves us with an *ordinary differential equation*.

units. Notice that the product of a concentration (with units g/L) and a flow rate (with units L/min) results in a quantity with units g/min. Both terms on the right hand side of the equation will include a concentration multiplied by a flow rate.

For the rate in, we multiply the inflow concentration by the rate that fluid is flowing into the bucket. This is  $\left(3 \frac{\text{g}}{\text{L}}\right) \left(2 \frac{\text{L}}{\text{min}}\right) = 6 \text{ g/min}$ .

The rate out is more complicated. The flow rate is still  $2 \frac{\text{L}}{\text{min}}$ , meaning that the overall volume of the fluid in the bucket is the constant 5 L. The salt concentration in the bucket is not constant though, meaning that the outflow concentration is not constant. In particular, the outflow concentration is *not* the constant  $1 \frac{\text{L}}{\text{min}}$ . This is simply the initial concentration. To find the concentration at any time, we need the amount of salt in the bucket at that time and the volume of liquid in the bucket at that time. The volume of liquid is the constant 5 L, and the amount of salt is given by the dependent variable  $y$ . Thus, the outflow concentration is  $\frac{y}{5} \text{ g/L}$ , yielding a rate out given by

$$\left(\frac{y}{5} \frac{\text{g}}{\text{L}}\right) \left(2 \frac{\text{L}}{\text{min}}\right) = \frac{2y}{5} \text{ g/min}.$$

The differential equation we wish to solve is given by

$$\frac{dy}{dt} = 6 - \frac{2y}{5}.$$

To furnish an initial condition, we must convert the initial salt concentration into an initial amount of salt. This is  $\left(1 \frac{\text{g}}{\text{L}}\right) (5 \text{ L}) = 5 \text{ g}$ , so  $y(0) = 5$  is our initial condition.

Our differential equation is both separable and linear. We solve using separation of variables. The separated form of the differential equation is

$$\frac{5}{30 - 2y} dy = dt.$$

Integration yields the implicit solution

$$-\frac{5}{2} \ln |30 - 2y| = t + C.$$

Solving for  $y$  (and redefining the arbitrary constant  $C$  as necessary) yields the explicit solution

$$y = 15 + Ce^{-\frac{2}{5}t}.$$

The initial condition  $y(0) = 5$  means that  $C = -10$  so that

$$y = 15 - 10e^{-\frac{2}{5}t}$$

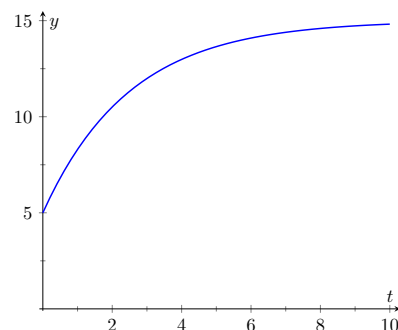
is the particular solution to our initial value problem.

This function is plotted in Figure 8.4.11. Notice that in the limit as  $t \rightarrow \infty$ ,  $y$  approaches 15. This corresponds to a bucket concentration of  $15/5 = 3 \text{ g/L}$ . It should not be surprising that salt concentration inside the tank will move to match the inflow salt concentration.

Video solution



[youtu.be/watch?v=Au4n\\_QP73Ko](https://youtu.be/watch?v=Au4n_QP73Ko)



**Figure 8.4.11** Salt concentration at time  $t$ , from Example 8.4.10

**Example 8.4.12 Unequal Flow Rates.**

Suppose the setup is identical to the setup in [Example 8.4.10](#) except that now liquid flows out of the bucket at a rate of 1 L/min. Find a function that gives the amount of salt in the bucket at time  $t$ . What is the salt concentration when the solution ceases to be valid?

**Solution.** Because the inflow and outflow rates no longer match, the volume of liquid in the bucket is not the constant 5 L. In general, we can find the volume of liquid via the equation

$$\text{volume} = \text{initial volume} + (\text{inflow rate} - \text{outflow rate}) t.$$

In this example, the volume at time  $t$  is  $5 + t$  liters. Because the total volume of the bucket is only 10 L, it follows that our solution will only be valid for  $0 \leq t \leq 5$ . At that point it is no longer possible to have liquid flow into a the bucket at a rate of 2 L/min and out of the bucket at a rate of 1 L/min.

To update the differential equation, we must modify the rate out. Since the volume is  $5 + t$ , the concentration at time  $t$  is given by  $\frac{y}{5+t}$  g/L. Thus for rate out, we must use  $\left(\frac{y}{5+t}\right)(1)$  g/min. The initial value problem is

$$\frac{dy}{dt} = 6 - \frac{y}{5+t}, \text{ with } y(0) = 5.$$

Unlike [Example 8.4.10](#), where we had equal flow rates, this differential equation is no longer separable. We must proceed with an integrating factor. Writing the differential equation in the form

$$\frac{dy}{dt} + \frac{1}{5+t}y = 6,$$

we identify the integrating factor

$$\mu(t) = e^{\int \frac{1}{5+t} dt} = e^{\ln(5+t)} = 5+t.$$

Then

$$\frac{d}{dt}((5+t)y) = 6(5+t),$$

yielding the implicit solution

$$(5+t)y = 30t + 3t^2 + C.$$

The initial condition  $y(0) = 5$  implies  $C = 25$ , so the explicit solution to our initial value problem is given by

$$y = \frac{3t^2 + 30t + 25}{5+t}.$$

This solution ceases to be valid at  $t = 5$ . At that time, there are 25 g of salt in the tank. The volume of liquid is 10 L, resulting in a salt concentration of 2.5 g/L.

Differential equations are powerful tools that can be used to help describe the world around us. Though relatively simple in concept, the ideas of proportional change and matching rates can serve as building blocks in the development of more sophisticated mathematical models. As we saw in this sec-

Video solution



[youtu.be/watch?v=P3fkhn-TQEk](https://youtu.be/watch?v=P3fkhn-TQEk)

tion, some simple mathematical models can be solved analytically using the techniques developed in this chapter. Most sophisticated mathematical models don't allow for analytic solutions. Even so, there are an array of graphical and numerical techniques that can be used to analyze the model to make predictions and infer information about real world phenomena.



### 8.4.3 Exercises

#### Problems

**Exercise Group.** In the following exercises, use the tools in the section to answer the questions presented.

1. Suppose the rate of change of  $y$  with respect to  $x$  is proportional to  $10 - y$ . Write down and solve a differential equation for  $y$ .
2. A rumor is spreading through a middle school with 250 students. Suppose the rumor spreads at a rate proportional to the number of students who haven't heard the rumor yet. If 1 person starts the rumor, and 75 students have heard the rumor 3 days later, how many days will it take until 80% of the students in the school have heard the rumor?
3. A rumor is spreading through a middle school with 250 students. Suppose the rumor spreads at a rate proportional to the product of number of students who have heard the rumor and the number who haven't heard the rumor. If 1 person starts the rumor, and 75 students have heard the rumor 3 days later, how many days will it take until 80% of the students in the school have heard the rumor?
4. A feature of radioactive decay is that the amount of a radioactive substance decreases at a rate proportional to the current amount of the substance. The *half life* of a substance is the amount of time it takes for half of a given amount of substance to decay. The half life of carbon-14 is approximately 5730 years. If an ancient object has a carbon-14 amount that is 20% of the original amount, how old is the object?
5. Consider a chemical reaction where molecules of type A combine with molecules of type B to form molecules of type C. Suppose one molecule of type A combines with one molecule of type B to form one molecule of type C, and that type C is produced at a rate proportional the product of the remaining number of molecules of types A and B. Let  $x$  denote moles of molecules of type C. Find a function giving the number of moles of type C at time  $t$  if there are originally  $a$  moles of type A,  $b$  moles of type B, and zero moles of type C.
6. Suppose an object with a temperature of  $100^\circ$  is introduced into a room with an ambient temperature of  $70^\circ$ . Suppose the temperature of the object changes at a rate proportional to the difference between the temperature of the object and the temperature of the room (Newton's Law of Cooling). If the object has cooled to  $92^\circ$  in 10 minutes, how long until the object has cooled to  $84^\circ$ ?
7. Suppose an object with a temperature of  $100^\circ$  is introduced into a room with an ambient temperature given by  $60 + 20e^{-\frac{1}{4}t}$  degrees. Suppose the temperature of the object changes at a rate proportional to the difference between the temperature of the object and the temperature of the room (Newton's Law of Cooling). If the object is  $80^\circ$  after 20 minutes, find a formula giving the temperature of the object at time  $t$ . (Note: This problem requires a numerical technique to solve for the unknown constants.)
8. A tank contains 5 gallons of salt solution with concentration 0.5 g/gal. Pure water flows into the tank at a rate of 1 gallon per minute. Salt solution flows out of the tank at a rate of 1 gallon per minute. (Assume instantaneous mixing.) Find the concentration of the salt solution at 10 minutes.

9. Dead leaves accumulate on the ground at a rate of 4 grams per square centimeter per year. The dead leaves on the ground decompose at a rate of 50% per year. Find a formula giving grams per square centimeter on the ground if there are no leaves on the ground at time  $t = 0$ .
11. A large tank contains 1 gallon of a salt solution with concentration 2 g/gal. A salt solution with concentration 1 g/gal flows into the tank at a rate of 4 gal/min. Salt solution flows out of the tank at a rate of 3 gal/min. (Assume instantaneous mixing.) Find the amount of salt in the tank at 10 minutes.
10. A pond initially contains 10 million gallons of fresh water. Water containing an undesirable chemical flows into the pond at a rate of 5 million gallons per year, and fluid from the pond flows out at the same rate. (Assume instantaneous mixing.) If the concentration (in grams per million gallons) of the incoming chemical varies periodically according to the expression  $2 + \sin(2t)$ , find a formula giving the amount of chemical in the pond at time  $t$ .
12. A stream flows into a pond containing 2 million gallons of fresh water at a rate of 1 million gallons per day. The stream flows out of the first pond and into a second pond containing 3 million gallons of fresh water. The stream then flows out of the second pond. Suppose the inflow and outflow rates are the same so that both ponds maintain their volumes. A factory upstream of the first pond starts polluting the stream. Directly below the factory, pollutant has a concentration of 55 grams per million gallons, and this concentration starts to flow into the first pond. Find the concentration of pollutant in the first and second ponds at 5 days.

## Chapter 9

# Sequences and Series

This chapter introduces *sequences* and *series*, important mathematical constructions that are useful when solving a large variety of mathematical problems. The content of this chapter is considerably different from the content of the chapters before it. While the material we learn here definitely falls under the scope of “calculus,” we will make very little use of derivatives or integrals. Limits are extremely important, though, especially limits that involve infinity.

One of the problems addressed by this chapter is this: suppose we know information about a function and its derivatives at a point, such as  $f(1) = 3$ ,  $f'(1) = 1$ ,  $f''(1) = -2$ ,  $f'''(1) = 7$ , and so on. What can I say about  $f(x)$  itself? Is there any reasonable approximation of the value of  $f(2)$ ? The topic of Taylor Series addresses this problem, and allows us to make excellent approximations of functions when limited knowledge of the function is available.

### 9.1 Sequences

We commonly refer to a set of events that occur one after the other as a *sequence* of events. In mathematics, we use the word *sequence* to refer to an ordered set of numbers, i.e., a set of numbers that “occur one after the other.”

For instance, the numbers 2, 4, 6, 8, ..., form a sequence. The order is important; the first number is 2, the second is 4, etc. It seems natural to seek a formula that describes a given sequence, and often this can be done. For instance, the sequence above could be described by the function  $a(n) = 2n$ , for the values of  $n = 1, 2, \dots$ . To find the 10th term in the sequence, we would compute  $a(10)$ . This leads us to the following, formal definition of a sequence.

#### Definition 9.1.2 Sequence.

A **sequence** is a function  $a(n)$  whose domain is  $\mathbb{N}$ . The **range** of a sequence is the set of all distinct values of  $a(n)$ .

The **terms** of a sequence are the values  $a(1)$ ,  $a(2)$ , ..., which are usually denoted with subscripts as  $a_1$ ,  $a_2$ , ....

A sequence  $a(n)$  is often denoted as  $\{a_n\}$ .

#### Definition 9.1.3

A **factorial** refers to the product of a descending sequence of natural numbers. For example, the expression  $4!$  (read as 4 factorial) refers to the number  $4 \cdot 3 \cdot 2 \cdot 1 = 24$ .



[youtu.be/watch?v=jW6PMyekBtU](https://youtu.be/watch?v=jW6PMyekBtU)

**Figure 9.1.1** Video introduction to Section 9.1

*Notation:* We use  $\mathbb{N}$  to describe the set of natural numbers, that is, the positive integers 1, 2, 3, ...



$$4. \{d_n\} = \left\{ \frac{5}{2}, \frac{5}{2}, \frac{15}{8}, \frac{5}{4}, \frac{25}{32}, \dots \right\}$$

**Solution.** We should first note that there is never exactly one function that describes a finite set of numbers as a sequence. There are many sequences that start with 2, then 5, as our first example does. We are looking for a simple formula that describes the terms given, knowing there is possibly more than one answer.

1. Note how each term is 3 more than the previous one. This implies a linear function would be appropriate:  $a(n) = a_n = 3n + b$  for some appropriate value of  $b$ . If we were to think in terms of ordered pairs, they would be of the form  $(n, a(n))$ . So one such ordered pair would be  $(1, 2)$ . As we want  $a_1 = 2$ , we set  $b = -1$ . Thus  $a_n = 3n - 1$ .

2. First notice how the sign changes from term to term. This is most commonly accomplished by multiplying the terms by either  $(-1)^n$  or  $(-1)^{n+1}$ . Using  $(-1)^n$  multiplies the odd indexed terms by  $(-1)$ . Thus the first term would be negative and the second term would be positive. Multiplying by  $(-1)^{n+1}$  multiplies the even indexed terms by  $(-1)$ . Thus the second term would be negative and the first term would be positive. As this sequence has negative even indexed terms, we will multiply by  $(-1)^{n+1}$ .

After this, we might feel a bit stuck as to how to proceed. At this point, we are just looking for a pattern of some sort: what do the numbers 2, 5, 10, 17, etc., have in common? There are many correct answers, but the one that we'll use here is that each is one more than a perfect square. That is,  $2 = 1^2 + 1$ ,  $5 = 2^2 + 1$ ,  $10 = 3^2 + 1$ , etc. Thus our formula is  $b_n = (-1)^{n+1}(n^2 + 1)$ .

3. One who is familiar with the factorial function will readily recognize these numbers. They are  $0!$ ,  $1!$ ,  $2!$ ,  $3!$ , etc. Since our sequences start with  $n = 1$ , we cannot write  $c_n = n!$ , for this misses the  $0!$  term. Instead, we shift by 1, and write  $c_n = (n - 1)!$ .
4. This one may appear difficult, especially as the first two terms are the same, but a little "sleuthing" will help. Notice how the terms in the numerator are always multiples of 5, and the terms in the denominator are always powers of 2. Does something as simple as  $d_n = \frac{5n}{2^n}$  work?

When  $n = 1$ , we see that we indeed get  $5/2$  as desired. When  $n = 2$ , we get  $10/4 = 5/2$ . Further checking shows that this formula indeed matches the other terms of the sequence.

Video solution



[youtu.be/watch?v=-Tu12lkQtTs](https://youtu.be/watch?v=-Tu12lkQtTs)

A common mathematical endeavor is to create a new mathematical object (for instance, a sequence) and then apply previously known mathematics to the new object. We do so here. The fundamental concept of calculus is the limit, so we will investigate what it means to find the limit of a sequence.

**Definition 9.1.9 Limit of a Sequence, Convergent, Divergent.**

Let  $\{a_n\}$  be a sequence and let  $L$  be a real number. Given any  $\varepsilon > 0$ , if an  $N$  can be found such that  $|a_n - L| < \varepsilon$  for all  $n > N$ , then we say the **limit** of  $\{a_n\}$ , as  $n$  **approaches infinity**, is  $L$ , denoted

$$\lim_{n \rightarrow \infty} a_n = L.$$

If  $\lim_{n \rightarrow \infty} a_n$  exists, we say the sequence **converges**; otherwise, the sequence **diverges**.

This definition states, informally, that if the limit of a sequence is  $L$ , then if you go far enough out along the sequence, all subsequent terms will be *really close* to  $L$ . Of course, the terms “far enough” and “really close” are subjective terms, but hopefully the intent is clear.

This definition is reminiscent of the  $\varepsilon$ - $\delta$  proofs of Chapter 1. In that chapter we developed other tools to evaluate limits apart from the formal definition; we do so here as well.



[youtu.be/watch?v=kt6A8Fgg22o](https://youtu.be/watch?v=kt6A8Fgg22o)

**Figure 9.1.10** Video presentation of Definition 9.1.9

**Definition 9.1.11 Limit of Infinity, Divergent Sequence.**

Let  $\{a_n\}$  be a sequence. We say  $\lim_{n \rightarrow \infty} a_n = \infty$  if for all  $M > 0$ , there exists a number  $N$  such that if  $n \geq N$ , then  $a_n > M$ . In this case, we say the sequence **diverges to  $\infty$** .

This definition states, informally, that if the limit of  $a_n$  is  $\infty$ , then you can guarantee that the terms of  $a_n$  will get arbitrarily large (larger than any value of  $M$  that you think of), by going out far enough in the sequence.

**Theorem 9.1.12 Limit of a Sequence.**

Let  $\{a_n\}$  be a sequence, let  $L$  be a real number, and let  $f(x)$  be a function whose domain contains the positive real numbers where  $f(n) = a_n$  for all  $n$  in  $\mathbb{N}$ .

1. If  $\lim_{x \rightarrow \infty} f(x) = L$ , then  $\lim_{n \rightarrow \infty} a_n = L$ .
2. If  $\lim_{x \rightarrow \infty} f(x) = \infty$ , then  $\lim_{n \rightarrow \infty} a_n = \infty$ .

Theorem 9.1.12 allows us, in certain cases, to apply the tools developed in Chapter 1 to limits of sequences. Note two things *not* stated by the theorem:

1. If  $\lim_{x \rightarrow \infty} f(x)$  does not exist, we cannot conclude that  $\lim_{n \rightarrow \infty} a_n$  does not exist. It may, or may not, exist. For instance, we can define a sequence  $\{a_n\} = \{\cos(2\pi n)\}$ . Let  $f(x) = \cos(2\pi x)$ . Since the cosine function oscillates over the real numbers, the limit  $\lim_{x \rightarrow \infty} f(x)$  does not exist. However, for every positive integer  $n$ ,  $\cos(2\pi n) = 1$ , so  $\lim_{n \rightarrow \infty} a_n = 1$ .
2. If we cannot find a function  $f(x)$  whose domain contains the positive real numbers where  $f(n) = a_n$  for all  $n$  in  $\mathbb{N}$ , we cannot conclude  $\lim_{n \rightarrow \infty} a_n$  does not exist. It may, or may not, exist.

**Example 9.1.13 Determining convergence/divergence of a sequence.**

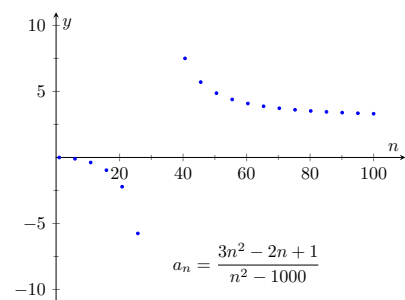
Determine the convergence or divergence of the following sequences.

1.  $\{a_n\} = \left\{ \frac{3n^2 - 2n + 1}{n^2 - 1000} \right\}$
2.  $\{b_n\} = \{\cos(n)\}$
3.  $\{c_n\} = \left\{ \frac{(-1)^n}{n} \right\}$

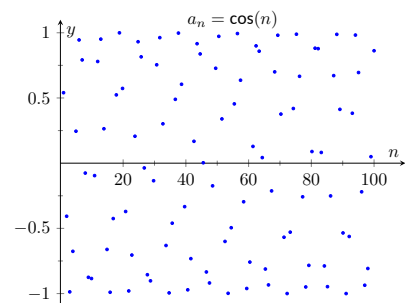
**Solution.**

1. Using [Theorem 1.6.21](#), we can state that  $\lim_{x \rightarrow \infty} \frac{3x^2 - 2x + 1}{x^2 - 1000} = 3$ . (We could have also directly applied L'Hospital's Rule.) Thus the sequence  $\{a_n\}$  converges, and its limit is 3. A scatter plot of every 5 values of  $a_n$  is given in [Figure 9.1.14](#). The values of  $a_n$  vary widely near  $n = 30$ , ranging from about  $-73$  to  $125$ , but as  $n$  grows, the values approach 3.
2. The limit  $\lim_{x \rightarrow \infty} \cos(x)$  does not exist, as  $\cos(x)$  oscillates (and takes on every value in  $[-1, 1]$  infinitely many times). Thus we cannot apply [Theorem 9.1.12](#). The fact that the cosine function oscillates strongly hints that  $\cos(n)$ , when  $n$  is restricted to  $\mathbb{N}$ , will also oscillate. [Figure 9.1.15](#), where the sequence is plotted, shows that this is true. Because only discrete values of cosine are plotted, it does not bear strong resemblance to the familiar cosine wave. The proof of the following statement is beyond the scope of this text, but it is true: there are infinitely many integers  $n$  that are arbitrarily (i.e., very) close to an even multiple of  $\pi$ , so that  $\cos n \approx 1$ . Similarly, there are infinitely many integers  $m$  that are arbitrarily close to an odd multiple of  $\pi$ , so that  $\cos m \approx -1$ . As the sequence takes on values near 1 and  $-1$  infinitely many times, we conclude that  $\lim_{n \rightarrow \infty} a_n$  does not exist.
3. We cannot actually apply [Theorem 9.1.12](#) here, as the function  $f(x) = (-1)^x/x$  is not well defined. (What does  $(-1)^{\sqrt{2}}$  mean? In actuality, there is an answer, but it involves *complex analysis*, beyond the scope of this text.) Instead, we invoke the definition of the limit of a sequence. By looking at the plot in [Figure 9.1.16](#), we would like to conclude that the sequence converges to  $L = 0$ . Let  $\epsilon > 0$  be given. We can find a natural number  $m$  such that  $1/m < \epsilon$ . Let  $n > m$ , and consider  $|a_n - L|$ :

$$\begin{aligned}
 |a_n - L| &= \left| \frac{(-1)^n}{n} - 0 \right| \\
 &= \frac{1}{n} \\
 &< \frac{1}{m} \text{ (since } n > m) \\
 &< \epsilon.
 \end{aligned}$$



**Figure 9.1.14** Scatter plot for the sequence in [Item 1](#)



**Figure 9.1.15** Scatter plot for the sequence in [Item 2](#)

We have shown that by picking  $m$  large enough, we can ensure that  $a_n$  is arbitrarily close to our limit,  $L = 0$ , hence by the definition of the limit of a sequence, we can say  $\lim_{n \rightarrow \infty} a_n = 0$ .

In the previous example we used the definition of the limit of a sequence to determine the convergence of a sequence as we could not apply [Theorem 9.1.12](#). In general, we like to avoid invoking the definition of a limit, and the following theorem gives us tool that we could use in that example instead.

**Theorem 9.1.17 Absolute Value Theorem.**

Let  $\{a_n\}$  be a sequence. If  $\lim_{n \rightarrow \infty} |a_n| = 0$ , then  $\lim_{n \rightarrow \infty} a_n = 0$

*Proof.* Let  $\lim_{n \rightarrow \infty} |a_n| = 0$ . We start by noting that  $-|a_n| \leq a_n \leq |a_n|$ . If we apply limits to this inequality:

$$\begin{aligned} \lim_{n \rightarrow \infty} (-|a_n|) &\leq \lim_{n \rightarrow \infty} a_n \leq \lim_{n \rightarrow \infty} |a_n| \\ -\lim_{n \rightarrow \infty} |a_n| &\leq \lim_{n \rightarrow \infty} a_n \leq \lim_{n \rightarrow \infty} |a_n| \end{aligned}$$

Using the fact that  $\lim_{n \rightarrow \infty} |a_n| = 0$ :

$$0 \leq \lim_{n \rightarrow \infty} a_n \leq 0$$

We conclude that the only possible answer for  $\lim_{n \rightarrow \infty} a_n$  is 0. ■

**Example 9.1.18 Determining the convergence/divergence of a sequence.**

Determine the convergence or divergence of the following sequences.

$$1. \{a_n\} = \left\{ \frac{(-1)^n}{n} \right\} \quad 2. \{a_n\} = \left\{ \frac{(-1)^n(n+1)}{n} \right\}$$

**Solution.**

1. This appeared in [Example 9.1.13](#). We want to apply [Theorem 9.1.17](#), so consider the limit of  $\{|a_n|\}$ :

$$\begin{aligned} \lim_{n \rightarrow \infty} |a_n| &= \lim_{n \rightarrow \infty} \left| \frac{(-1)^n}{n} \right| \\ &= \lim_{n \rightarrow \infty} \frac{1}{n} \\ &= 0. \end{aligned}$$

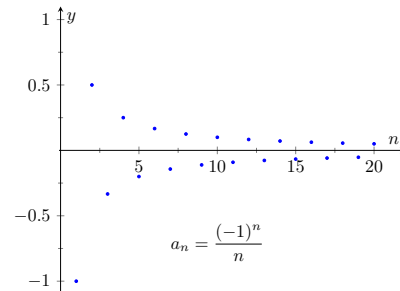
Since this limit is 0, we can apply [Theorem 9.1.17](#) and state that  $\lim_{n \rightarrow \infty} a_n = 0$ .

2. Because of the alternating nature of this sequence (i.e., every other term is multiplied by  $-1$ ), we cannot simply look at the limit  $\lim_{x \rightarrow \infty} \frac{(-1)^x(x+1)}{x}$ . We can try to apply the techniques of [The-](#)

Video solution



[youtu.be/watch?v=8xE6Sc8U\\_gU](https://youtu.be/watch?v=8xE6Sc8U_gU)



**Figure 9.1.16** Scatter plot for the sequence in [Item 3](#)

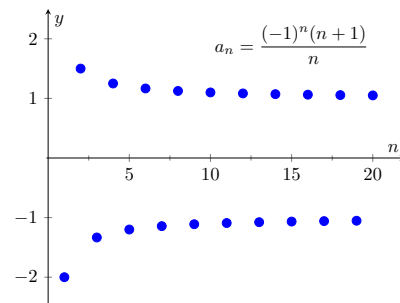


orem 9.1.17:

$$\begin{aligned}\lim_{n \rightarrow \infty} |a_n| &= \lim_{n \rightarrow \infty} \left| \frac{(-1)^n(n+1)}{n} \right| \\ &= \lim_{n \rightarrow \infty} \frac{n+1}{n} \\ &= 1.\end{aligned}$$

We have concluded that when we ignore the alternating sign, the sequence approaches 1. This means we cannot apply [Theorem 9.1.17](#); it states the the limit must be 0 in order to conclude anything.

Since we know that the signs of the terms alternate *and* we know that the limit of  $|a_n|$  is 1, we know that as  $n$  approaches infinity, the terms will alternate between values close to 1 and  $-1$ , meaning the sequence diverges. A plot of this sequence is given in [Figure 9.1.19](#).



**Figure 9.1.19** A plot of a sequence in [Example 9.1.18](#), part 2

We continue our study of the limits of sequences by considering some of the properties of these limits.

#### Theorem 9.1.20 Properties of the Limits of Sequences.

Let  $\{a_n\}$  and  $\{b_n\}$  be sequences such that  $\lim_{n \rightarrow \infty} a_n = L$ ,  $\lim_{n \rightarrow \infty} b_n = K$ , and let  $c$  be a real number.

- |  |  |
|--|--|
| 1. $\lim_{n \rightarrow \infty} (a_n \pm b_n) = L \pm K$     | 3. $\lim_{n \rightarrow \infty} (a_n/b_n) = L/K, K \neq 0$ |
| 2. $\lim_{n \rightarrow \infty} (a_n \cdot b_n) = L \cdot K$ | 4. $\lim_{n \rightarrow \infty} c \cdot a_n = c \cdot L$   |

#### Example 9.1.22 Applying properties of limits of sequences.

Let the following sequences, and their limits, be given:

- $\{a_n\} = \left\{ \frac{n+1}{n^2} \right\}$ , and  $\lim_{n \rightarrow \infty} a_n = 0$ ;
- $\{b_n\} = \left\{ \left( 1 + \frac{1}{n} \right)^n \right\}$ , and  $\lim_{n \rightarrow \infty} b_n = e$ ; and
- $\{c_n\} = \{n \cdot \sin(5/n)\}$ , and  $\lim_{n \rightarrow \infty} c_n = 5$ .

Evaluate the following limits.

- |  |  |   |
|--|--|---|
| 1. $\lim_{n \rightarrow \infty} (a_n + b_n)$ | 2. $\lim_{n \rightarrow \infty} (b_n \cdot c_n)$ | 3. $\lim_{n \rightarrow \infty} (1000 \cdot a_n)$ |
|--|--|---|

**Solution.** We will use [Theorem 9.1.20](#) to answer each of these.

1. Since  $\lim_{n \rightarrow \infty} a_n = 0$  and  $\lim_{n \rightarrow \infty} b_n = e$ , we conclude that  $\lim_{n \rightarrow \infty} (a_n + b_n) = 0 + e = e$ . So even though we are adding something to each term of the sequence  $b_n$ , we are adding something so small that the final limit is the same as before.



[youtu.be/watch?v=93lWvxKvFRw](https://youtu.be/watch?v=93lWvxKvFRw)

**Figure 9.1.21** Video presentation of [Theorem 9.1.17](#) and [Theorem 9.1.20](#)



[youtu.be/watch?v=2PVI6iUVYcl](https://youtu.be/watch?v=2PVI6iUVYcl)

2. Since  $\lim_{n \rightarrow \infty} b_n = e$  and  $\lim_{n \rightarrow \infty} c_n = 5$ , we conclude that  $\lim_{n \rightarrow \infty} (b_n \cdot c_n) = e \cdot 5 = 5e$ .
3. Since  $\lim_{n \rightarrow \infty} a_n = 0$ , we have  $\lim_{n \rightarrow \infty} 1000a_n = 1000 \cdot 0 = 0$ . It does not matter that we multiply each term by 1000; the sequence still approaches 0. (It just takes longer to get close to 0.)

There is more to learn about sequences than just their limits. We will also study their range and the relationships terms have with the terms that follow. We start with some definitions describing properties of the range.

**Definition 9.1.23 Bounded and Unbounded Sequences.**

A sequence  $\{a_n\}$  is said to be **bounded** if there exist real numbers  $m$  and  $M$  such that  $m \leq a_n \leq M$  for all  $n$  in  $\mathbb{N}$ . The number  $m$  is called a **lower bound** for the sequence, and the number  $M$  is called an **upper bound** for the sequence.

A sequence  $\{a_n\}$  is said to be **unbounded** if it is not bounded.

A sequence  $\{a_n\}$  is said to be **bounded above** if there exists an  $M$  such that  $a_n < M$  for all  $n$  in  $\mathbb{N}$ ; it is **bounded below** if there exists an  $m$  such that  $m < a_n$  for all  $n$  in  $\mathbb{N}$ .

It follows from this definition that an unbounded sequence may be bounded above or bounded below; a sequence that is both bounded above and below is simply a bounded sequence.

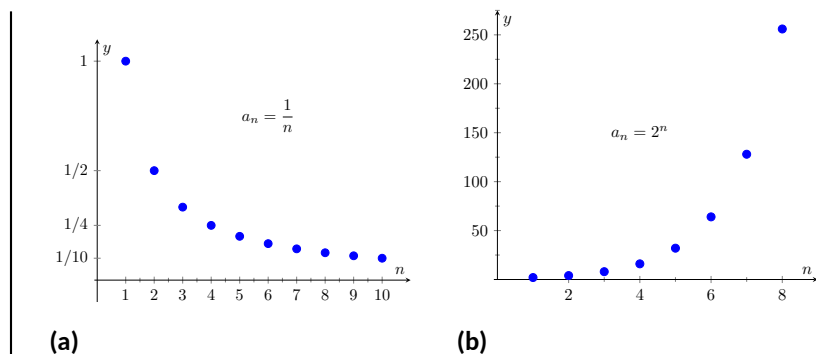
**Example 9.1.24 Determining boundedness of sequences.**

Determine the boundedness of the following sequences.

1.  $\{a_n\} = \left\{ \frac{1}{n} \right\}$
2.  $\{a_n\} = \{2^n\}$

**Solution.**

1. The terms of this sequence are always positive but are decreasing, so we have  $0 < a_n < 2$  for all  $n$ . Thus this sequence is bounded. [Figure 9.1.25\(a\)](#) illustrates this.
2. The terms of this sequence obviously grow without bound. However, it is also true that these terms are all positive, meaning  $0 < a_n$ . Thus we can say the sequence is unbounded, but also bounded below. [Figure 9.1.25\(b\)](#) illustrates this.



**Figure 9.1.25** A plot of  $\{a_n\} = \{1/n\}$  and  $\{a_n\} = \{2^n\}$  from Example 9.1.24

The previous example produces some interesting concepts. First, we can recognize that the sequence  $\{1/n\}$  converges to 0. This says, informally, that “most” of the terms of the sequence are “really close” to 0. This implies that the sequence is bounded, using the following logic. First, “most” terms are near 0, so we could find some sort of bound on these terms (using Definition 9.1.9, the bound is  $\varepsilon$ ). That leaves a “few” terms that are not near 0 (i.e., a *finite* number of terms). A finite list of numbers is always bounded.

This logic implies that if a sequence converges, it must be bounded. This is indeed true, as stated by the following theorem.

**Theorem 9.1.26 Convergent Sequences are Bounded.**

Let  $\{a_n\}$  be a convergent sequence. Then  $\{a_n\}$  is bounded.

In Example 9.1.22 we saw the sequence  $\{b_n\} = \{(1 + 1/n)^n\}$ , where it was stated that  $\lim_{n \rightarrow \infty} b_n = e$ . (Note that this is simply restating part of Theorem 1.3.17. The limit can also be found using logarithms and L'Hospital's rule.) Even though it may be difficult to intuitively grasp the behavior of this sequence, we know immediately that it is bounded.

Another interesting concept to come out of Example 9.1.24 again involves the sequence  $\{1/n\}$ . We stated, without proof, that the terms of the sequence were decreasing. That is, that  $a_{n+1} < a_n$  for all  $n$ . (This is easy to show. Clearly  $n < n + 1$ . Taking reciprocals flips the inequality:  $1/n > 1/(n + 1)$ . This is the same as  $a_n > a_{n+1}$ .) Sequences that either steadily increase or decrease are important, so we give this property a name.

**Definition 9.1.28 Monotonic Sequences.**

1. A sequence  $\{a_n\}$  is *monotonically increasing* if  $a_n \leq a_{n+1}$  for all  $n$ , i.e.,

$$a_1 \leq a_2 \leq a_3 \leq \cdots a_n \leq a_{n+1} \cdots$$

2. A sequence  $\{a_n\}$  is *monotonically decreasing* if  $a_n \geq a_{n+1}$  for all  $n$ , i.e.,

$$a_1 \geq a_2 \geq a_3 \geq \cdots a_n \geq a_{n+1} \cdots$$

3. A sequence is *monotonic* if it is monotonically increasing or monotonically decreasing.

**Video solution**



[youtu.be/watch?v=d\\_C\\_rw2LXwk](https://youtu.be/watch?v=d_C_rw2LXwk)



[youtu.be/watch?v=Ljrqs5azcCI](https://youtu.be/watch?v=Ljrqs5azcCI)

**Figure 9.1.27** Video presentation of Theorem 9.1.26

Keep in mind what Theorem 9.1.26 does *not* say. It does not say that bounded sequences must converge, nor does it say that if a sequence does not converge, it is not bounded.

It is sometimes useful to call a monotonically increasing sequence *strictly increasing* if  $a_n < a_{n+1}$  for all  $n$ ; i.e., we remove the possibility that subsequent terms are equal.

A similar statement holds for *strictly decreasing*.



[youtu.be/watch?v=ZxaUovyGMBI](https://youtu.be/watch?v=ZxaUovyGMBI)

**Figure 9.1.29** Video presentation of Definition 9.1.28 and Theorem 9.1.32

**Example 9.1.30 Determining monotonicity.**

Determine the monotonicity of the following sequences.

1.  $\{a_n\} = \left\{ \frac{n+1}{n} \right\}$
2.  $\{a_n\} = \left\{ \frac{n^2+1}{n+1} \right\}$
3.  $\{a_n\} = \left\{ \frac{n^2-9}{n^2-10n+26} \right\}$
4.  $\{a_n\} = \left\{ \frac{n^2}{n!} \right\}$

**Solution.** In each of the following, we will examine  $a_{n+1} - a_n$ . If  $a_{n+1} - a_n \geq 0$ , we conclude that  $a_n \leq a_{n+1}$  and hence the sequence is increasing. If  $a_{n+1} - a_n \leq 0$ , we conclude that  $a_n \geq a_{n+1}$  and the sequence is decreasing. Of course, a sequence need not be monotonic and perhaps neither of the above will apply.

We also give a scatter plot of each sequence. These are useful as they suggest a pattern of monotonicity, but analytic work should be done to confirm a graphical trend.

1.

$$\begin{aligned}
 a_{n+1} - a_n &= \frac{n+2}{n+1} - \frac{n+1}{n} \\
 &= \frac{(n+2)(n) - (n+1)^2}{(n+1)n} \\
 &= \frac{-1}{n(n+1)} \\
 &< 0 \text{ for all } n.
 \end{aligned}$$

Since  $a_{n+1} - a_n < 0$  for all  $n$ , we conclude that the sequence is decreasing.

2.

$$\begin{aligned}
 a_{n+1} - a_n &= \frac{(n+1)^2+1}{n+2} - \frac{n^2+1}{n+1} \\
 &= \frac{((n+1)^2+1)(n+1) - (n^2+1)(n+2)}{(n+1)(n+2)} \\
 &= \frac{n^2+3n}{(n+1)(n+2)} \\
 &> 0 \text{ for all } n.
 \end{aligned}$$

Since  $a_{n+1} - a_n > 0$  for all  $n$ , we conclude the sequence is increasing.

3. We can clearly see in [Figure 9.1.31\(c\)](#), where the sequence is plotted, that it is not monotonic. However, it does seem that after the first 4 terms it is decreasing. To understand why, perform the same analysis as done before:

$$\begin{aligned}
 a_{n+1} - a_n &= \frac{(n+1)^2-9}{(n+1)^2-10(n+1)+26} - \frac{n^2-9}{n^2-10n+26} \\
 &= \frac{n^2+2n-8}{n^2-8n+17} - \frac{n^2-9}{n^2-10n+26}
 \end{aligned}$$

$$\begin{aligned}
&= \frac{(n^2 + 2n - 8)(n^2 - 10n + 26) - (n^2 - 9)(n^2 - 8n + 17)}{(n^2 - 8n + 17)(n^2 - 10n + 26)} \\
&= \frac{-10n^2 + 60n - 55}{(n^2 - 8n + 17)(n^2 - 10n + 26)}.
\end{aligned}$$

We want to know when this is greater than, or less than, 0. The denominator is always positive, therefore we are only concerned with the numerator. For small values of  $n$ , the numerator is positive. As  $n$  grows large, the numerator is dominated by  $-10n^2$ , meaning the entire fraction will be negative; i.e., for large enough  $n$ ,  $a_{n+1} - a_n < 0$ . Using the quadratic formula we can determine that the numerator is negative for  $n \geq 5$ . In short, the sequence is simply not monotonic, though it is useful to note that for  $n \geq 5$ , the sequence is monotonically decreasing.

4. Again, the plot in [Figure 9.1.31\(d\)](#) shows that the sequence is not monotonic, but it suggests that it is monotonically decreasing after the first term. We perform the usual analysis to confirm this.

$$\begin{aligned}
a_{n+1} - a_n &= \frac{(n+1)^2}{(n+1)!} - \frac{n^2}{n!} \\
&= \frac{(n+1)^2 - n^2(n+1)}{(n+1)!} \\
&= \frac{-n^3 + 2n + 1}{(n+1)!}
\end{aligned}$$

When  $n = 1$ , the above expression is  $> 0$ ; for  $n \geq 2$ , the above expression is  $< 0$ . Thus this sequence is not monotonic, but it is monotonically decreasing after the first term.

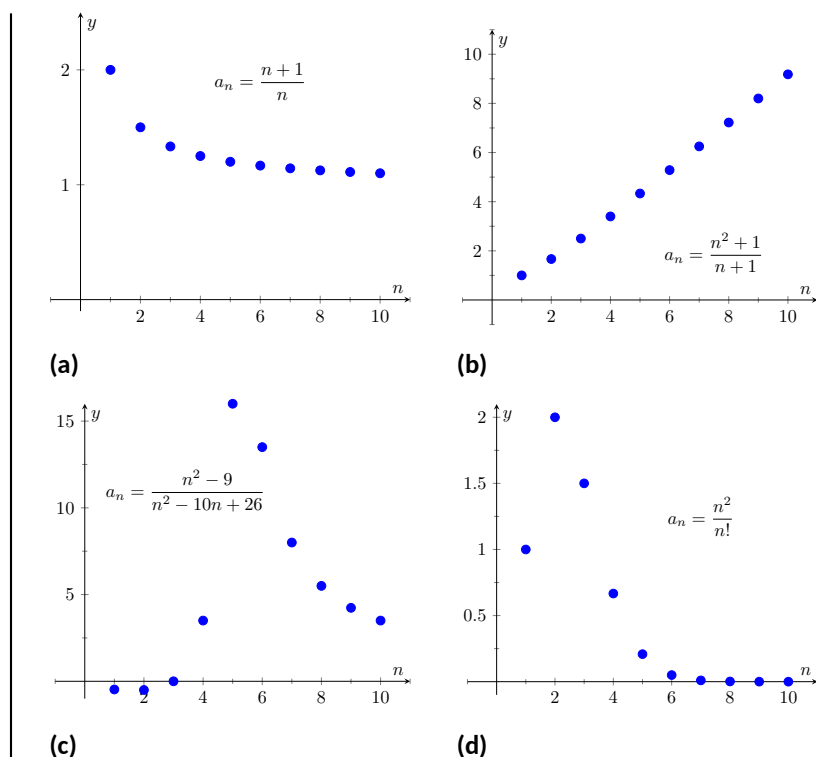


Figure 9.1.31 Plots of sequences in Example 9.1.30

Knowing that a sequence is monotonic can be useful. Consider, for example, a sequence that is monotonically decreasing and is bounded below. We know the sequence is always getting smaller, but that there is a bound to how small it can become. This is enough to prove that the sequence will converge, as stated in the following theorem.

**Theorem 9.1.32 Bounded Monotonic Sequences are Convergent.**

1. Let  $\{a_n\}$  be a monotonically increasing sequence that is bounded above. Then  $\{a_n\}$  converges.
2. Let  $\{a_n\}$  be a monotonically decreasing sequence that is bounded below. Then  $\{a_n\}$  converges.

Consider once again the sequence  $\{a_n\} = \{1/n\}$ . It is easy to show it is monotonically decreasing and that it is always positive (i.e., bounded below by 0). Therefore we can conclude by Theorem 9.1.32 that the sequence converges. We already knew this by other means, but in the following section this theorem will become very useful.

We can replace Theorem 9.1.32 with the statement “Let  $\{a_n\}$  be a bounded, monotonic sequence. Then  $\{a_n\}$  converges; i.e.,  $\lim_{n \rightarrow \infty} a_n$  exists.” We leave it to the reader in the exercises to show the theorem and the above statement are equivalent.

Sequences are a great source of mathematical inquiry. The On-Line Encyclopedia of Integer Sequences ([oeis.org](http://oeis.org)) contains thousands of sequences and their formulae. (As of this writing, there are 328,977 sequences in the database.) Perusing this database quickly demonstrates that a single sequence can represent several different “real life” phenomena.

Video solution



[youtu.be/watch?v=F8mDR0ZnMCM](https://youtu.be/watch?v=F8mDR0ZnMCM)



[youtu.be/watch?v=fRMKbUCIb\\_4](https://youtu.be/watch?v=fRMKbUCIb_4)

Figure 9.1.33 Finding the limit of a bounded, monotonic sequence

Interesting as this is, our interest actually lies elsewhere. We are more interested in the *sum* of a sequence. That is, given a sequence  $\{a_n\}$ , we are very interested in  $a_1 + a_2 + a_3 + \cdots$ . Of course, one might immediately counter with “Doesn’t this just add up to ‘infinity’?” Many times, yes, but there are many important cases where the answer is no. This is the topic of *series*, which we begin to investigate in [Section 9.2](#).

## 9.1.1 Exercises

## Terms and Concepts

1. Use your own words to define a *sequence*.
2. The domain of a sequence is the \_\_\_\_\_ numbers.
3. Use your own words to describe the *range* of a sequence.
4. Describe what it means for a sequence to be *bounded*.

## Problems

**Exercise Group.** In the following exercises, give the first five terms of the given sequence.

5.  $\{a_n\} = \left\{ \frac{4^n}{(n+1)!} \right\}$
6.  $\{b_n\} = \left\{ \left( -\frac{3}{2} \right)^n \right\}$
7.  $\{c_n\} = \left\{ -\frac{n^{n+1}}{n+2} \right\}$
8.  $\{d_n\} = \left\{ \frac{1}{\sqrt{5}} \left( \left( \frac{1+\sqrt{5}}{2} \right)^n - \left( \frac{1-\sqrt{5}}{2} \right)^n \right) \right\}$

**Exercise Group.** In the following exercises, determine the  $n$ th term of the given sequence.

9. 4, 7, 10, 13, 16, ...
10.  $3, -\frac{3}{2}, \frac{3}{4}, -\frac{3}{8}, \dots$
11. 10, 20, 40, 80, 160, ...
12.  $1, 1, \frac{1}{2}, \frac{1}{6}, \frac{1}{24}, \frac{1}{120}, \dots$

**Exercise Group.** In the following exercises, use the following information to determine the limit of the given sequences.

- $\{a_n\} = \left\{ \frac{2^n - 20}{2^n} \right\}; \lim_{n \rightarrow \infty} a_n = 1$
  - $\{b_n\} = \left\{ \left( 1 + \frac{2}{n} \right)^n \right\}; \lim_{n \rightarrow \infty} b_n = e^2$
  - $\{c_n\} = \{\sin(3/n)\}; \lim_{n \rightarrow \infty} c_n = 0$
13.  $\{a_n\} = \left\{ \frac{2^n - 20}{7 \cdot 2^n} \right\}$
  14.  $\{a_n\} = \{3b_n - a_n\}$
  15.  $\{a_n\} = \left\{ \sin(3/n) \left( 1 + \frac{2}{n} \right)^n \right\}$
  16.  $\{a_n\} = \left\{ \left( 1 + \frac{2}{n} \right)^{2n} \right\}$

**Exercise Group.** In the following exercises, determine whether the sequence converges or diverges. If convergent, give the limit of the sequence.

17.  $\{a_n\} = \left\{ (-1)^n \frac{n}{n+1} \right\}$
18.  $\{a_n\} = \left\{ \frac{4n^2 - n + 5}{3n^2 + 1} \right\}$
19.  $\{a_n\} = \left\{ \frac{4^n}{5^n} \right\}$
20.  $\{a_n\} = \left\{ \frac{n-1}{n} - \frac{n}{n-1} \right\}, n \geq 2$
21.  $\{a_n\} = \{\ln(n)\}$
22.  $\{a_n\} = \left\{ \frac{3n}{\sqrt{n^2 + 1}} \right\}$
23.  $\{a_n\} = \left\{ \left( 1 + \frac{1}{n} \right)^n \right\}$
24.  $\{a_n\} = \left\{ 5 - \frac{1}{n} \right\}$



$$25. \{a_n\} = \left\{ \frac{(-1)^{n+1}}{n} \right\}$$

$$27. \{a_n\} = \left\{ \frac{2n}{n+1} \right\}$$

$$26. \{a_n\} = \left\{ \frac{1.1^n}{n} \right\}$$

$$28. \{a_n\} = \left\{ (-1)^n \frac{n^2}{2^n - 1} \right\}$$

**Exercise Group.** In the following exercises, determine whether the sequence is bounded, bounded above, bounded below, or none of the above.

$$29. \{a_n\} = \{\sin(n)\}$$

$$31. \{a_n\} = \left\{ (-1)^n \frac{3n-1}{n} \right\}$$

$$33. \{a_n\} = \{n \cos(n)\}$$

$$30. \{a_n\} = \{\tan(n)\}$$

$$32. \{a_n\} = \left\{ \frac{3n^2 - 1}{n} \right\}$$

$$34. \{a_n\} = \{2^n - n!\}$$

**Exercise Group.** In the following exercises, determine whether the sequence is monotonically increasing or decreasing. If it is not, determine if there is an  $m$  such that it is monotonic for all  $n \geq m$ .

$$35. \{a_n\} = \left\{ \frac{n}{n+2} \right\}$$

$$37. \{a_n\} = \left\{ (-1)^n \frac{1}{n^3} \right\}$$

$$36. \{a_n\} = \left\{ \frac{n^2 - 6n + 9}{n} \right\}$$

$$38. \{a_n\} = \left\{ \frac{n^2}{2^n} \right\}$$

**Exercise Group.** The following exercises explore further the theory of sequences.

39. Prove [Theorem 9.1.17](#); that is, use the definition of the limit of a sequence to show that if  $\lim_{n \rightarrow \infty} |a_n| = 0$ , then  $\lim_{n \rightarrow \infty} a_n = 0$ .

41. Prove the Squeeze Theorem for sequences: Let  $\{a_n\}$  and  $\{b_n\}$  be such that  $\lim_{n \rightarrow \infty} a_n = L$  and  $\lim_{n \rightarrow \infty} b_n = L$ , and let  $\{c_n\}$  be such that  $a_n \leq c_n \leq b_n$  for all  $n$ . Then  $\lim_{n \rightarrow \infty} c_n = L$ .

40. Let  $\{a_n\}$  and  $\{b_n\}$  be sequences such that  $\lim_{n \rightarrow \infty} a_n = L$  and  $\lim_{n \rightarrow \infty} b_n = K$ .

(a) Show that if  $a_n < b_n$  for all  $n$ , then  $L \leq K$ .

(b) Give an example where  $L = K$ .

42. Prove the statement “Let  $\{a_n\}$  be a bounded, monotonic sequence. Then  $\{a_n\}$  converges; i.e.,  $\lim_{n \rightarrow \infty} a_n$  exists.” is equivalent to [Theorem 9.1.32](#). That is,

(a) Show that if [Theorem 9.1.32](#) is true, then above statement is true, and

(b) Show that if the above statement is true, then [Theorem 9.1.32](#) is true.

## 9.2 Infinite Series

Given the sequence  $\{a_n\} = \{1/2^n\} = 1/2, 1/4, 1/8, \dots$ , consider the following sums:

$$\begin{aligned} a_1 &= 1/2 & &= 1/2 \\ a_1 + a_2 &= 1/2 + 1/4 & &= 3/4 \\ a_1 + a_2 + a_3 &= 1/2 + 1/4 + 1/8 & &= 7/8 \\ a_1 + a_2 + a_3 + a_4 &= 1/2 + 1/4 + 1/8 + 1/16 & &= 15/16 \end{aligned}$$

In general, we can show that

$$a_1 + a_2 + a_3 + \cdots + a_n = \frac{2^n - 1}{2^n} = 1 - \frac{1}{2^n}.$$

Let  $S_n$  be the sum of the first  $n$  terms of the sequence  $\{1/2^n\}$ . From the above, we see that  $S_1 = 1/2$ ,  $S_2 = 3/4$ , etc. Our formula at the end shows that  $S_n = 1 - 1/2^n$ .

Now consider the following limit:  $\lim_{n \rightarrow \infty} S_n = \lim_{n \rightarrow \infty} (1 - 1/2^n) = 1$ . This limit can be interpreted as saying something amazing: *the sum of all the terms of the sequence  $\{1/2^n\}$  is 1.*

This example illustrates some interesting concepts that we explore in this section. We begin this exploration with some definitions.

### 9.2.1 Convergence of sequences

#### Definition 9.2.2 Infinite Series, $n$ th Partial Sums, Convergence, Divergence.

Let  $\{a_n\}$  be a sequence, beginning at some index value  $n = k$ .

1. The sum  $\sum_{n=k}^{\infty} a_n$  is called an **infinite series** (or, simply **series**).
2. Let  $S_n$  denote the sum of the first  $n$  terms in the sequence  $\{a_n\}$ , known as the  $n$ th **partial sum** of the sequence. We can then define the sequence  $\{S_n\}$  of partial sums of  $\{a_n\}$ .
3. If the sequence  $\{S_n\}$  converges to  $L$ , we say the series  $\sum_{n=k}^{\infty} a_n$  **converges** to  $L$ , and we write  $\sum_{n=k}^{\infty} a_n = L$ .
4. If the sequence  $\{S_n\}$  diverges, the series  $\sum_{n=k}^{\infty} a_n$  **diverges**.

Using our new terminology, we can state that the series  $\sum_{n=1}^{\infty} 1/2^n$  converges, and  $\sum_{n=1}^{\infty} 1/2^n = 1$ .

Note that in the definition above, we do not necessarily assume that our sum begins with  $n = 1$ . In fact, it is quite common to have a series beginning at  $n = 0$ , and in some cases we may need to consider other values as well. The



[youtu.be/watch?v=RV9LNPv20TA](https://youtu.be/watch?v=RV9LNPv20TA)

Figure 9.2.1 Video introduction to Section 9.2

$n$ th partial sum  $S_n$  will always denote the sum of the first  $n$  terms: For example,  $\sum_{n=1}^{\infty} 1/n$  has

$$S_n = 1 + \overbrace{\frac{1}{2} + \cdots + \frac{1}{n}}^{n \text{ terms}},$$

while  $\sum_{n=0}^{\infty} 3^{-n}$  has

$$S_n = 1 + \overbrace{\frac{1}{3} + \cdots + \frac{1}{3^{n-1}}}^{n \text{ terms}},$$

and  $\sum_{n=3}^{\infty} \frac{1}{n^2-2n}$  has

$$S_n = \frac{1}{3} + \frac{1}{8} + \cdots + \overbrace{\frac{1}{(n+2)^2 - 2(n+2)}}^{n \text{ terms}}.$$

In general, for the series  $\sum_{n=k}^{\infty} a_n$ , the  $n$ th partial sum will be  $S_n = \sum_{i=k}^{k+n-1} a_i$ .

We will explore a variety of series in this section. We start with two series that diverge, showing how we might discern divergence.

### Example 9.2.3 Showing series diverge.

1. Let  $\{a_n\} = \{n^2\}$ . Show  $\sum_{n=1}^{\infty} a_n$  diverges.
2. Let  $\{b_n\} = \{(-1)^{n+1}\}$ . Show  $\sum_{n=1}^{\infty} b_n$  diverges.

#### Solution.

1. Consider  $S_n$ , the  $n$ th partial sum.

$$\begin{aligned} S_n &= a_1 + a_2 + a_3 + \cdots + a_n \\ &= 1^2 + 2^2 + 3^2 \cdots + n^2. \end{aligned}$$

By [Theorem 5.3.9](#), this is

$$= \frac{n(n+1)(2n+1)}{6}.$$

Since  $\lim_{n \rightarrow \infty} S_n = \infty$ , we conclude that the series  $\sum_{n=1}^{\infty} n^2$  diverges.

It is instructive to write  $\sum_{n=1}^{\infty} n^2 = \infty$  for this tells us how the series

diverges: it grows without bound. A scatter plot of the sequences  $\{a_n\}$  and  $\{S_n\}$  is given in [Figure 9.2.4\(a\)](#). The terms of  $\{a_n\}$  are growing, so the terms of the partial sums  $\{S_n\}$  are growing even faster, illustrating that the series diverges.

2. The sequence  $\{b_n\}$  starts with 1, -1, 1, -1, ... Consider some of the partial sums  $S_n$  of  $\{b_n\}$ :

$$S_1 = 1$$

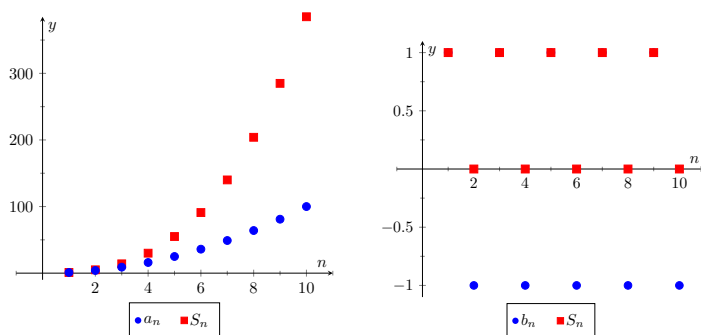
$$S_2 = 0$$

$$S_3 = 1$$

$$S_4 = 0$$

This pattern repeats; we find that  $S_n = \begin{cases} 1 & n \text{ is odd} \\ 0 & n \text{ is even} \end{cases}$ . As  $\{S_n\}$  oscillates, repeating 1, 0, 1, 0,  $\dots$ , we conclude that  $\lim_{n \rightarrow \infty} S_n$

does not exist, hence  $\sum_{n=1}^{\infty} (-1)^{n+1}$  diverges. A scatter plot of the sequence  $\{b_n\}$  and the partial sums  $\{S_n\}$  is given in Figure 9.2.4(b). When  $n$  is odd,  $b_n = S_n$  so the marks for  $b_n$  are drawn oversized to show they coincide.



(a)

(b)

Figure 9.2.4 Scatter plots relating to Example 9.2.3

While it is important to recognize when a series diverges, we are generally more interested in the series that converge. In this section we will demonstrate a few general techniques for determining convergence; later sections will delve deeper into this topic.

## 9.2.2 Geometric Series

One important type of series is a *geometric series*.

### Definition 9.2.5 Geometric Series.

A **geometric series** is a series of the form

$$\sum_{n=0}^{\infty} r^n = 1 + r + r^2 + r^3 + \dots + r^n + \dots$$

Note that the index starts at  $n = 0$ , not  $n = 1$ .

We started this section with a geometric series, although we dropped the first term of 1. One reason geometric series are important is that they have nice convergence properties.

Video solution



[youtu.be/watch?v=NLXq\\_m8S2tw](https://youtu.be/watch?v=NLXq_m8S2tw)



[youtu.be/watch?v=Js5qK6AecSM](https://youtu.be/watch?v=Js5qK6AecSM)

Figure 9.2.6 Video presentation of Definition 9.2.5 and Theorem 9.2.7

**Theorem 9.2.7 Geometric Series Test.**

Consider the geometric series  $\sum_{n=0}^{\infty} r^n$ .

1. For  $r \neq 1$ , the  $n$ th partial sum is:

$$S_n = 1 + r + r^2 + \cdots + r^{n-1} = \frac{1 - r^n}{1 - r}.$$

When  $r = 1$ ,  $S_n = n$ .

2. The series converges if, and only if,  $|r| < 1$ . When  $|r| < 1$ ,

$$\sum_{n=0}^{\infty} r^n = \frac{1}{1 - r}.$$

*Proof.* We begin by proving the formula for the simplified form for the partial sums. Consider the  $n$ th partial sum of the geometric series,  $S_n = \sum_{i=0}^n r^i$ :

$$S_n = 1 + r + r^2 + \cdots + r^{n-2} + r^{n-1}$$

Multiply both sides by  $r$ :

$$r \cdot S_n = r + r^2 + r^3 + \cdots + r^{n-1} + r^n$$

Now subtract the second line from the first and solve for  $S_n$ :

$$\begin{aligned} S_n - r \cdot S_n &= 1 - r^n \\ S_n(1 - r) &= 1 - r^n \\ S_n &= \frac{1 - r^n}{1 - r}. \end{aligned}$$

We have shown [Part 1 of Geometric Series Test](#).

Now, examining the partial sums, we consider five cases to determine when  $S_n$  converges:

1. If  $|r| < 1$ , then  $r^n \rightarrow 0$  as  $n \rightarrow \infty$ , so we have  $\lim_{n \rightarrow \infty} S_n = \frac{1-0}{1-r} = \frac{1}{1-r}$ , a convergent sequence of partial sums.

2. If  $r > 1$ , then  $r^n \rightarrow \infty$  as  $n \rightarrow \infty$ , so

$$S_n = \frac{1 - r^n}{1 - r} = \frac{r^n}{r - 1} - \frac{1}{r - 1}$$

diverges to infinity. (Note that  $r - 1$  is a positive constant.)

3. If  $r < -1$ , then  $r^n$  will oscillate between large positive and large negative values as  $n$  increases. The same will be true of  $S_n$ , so  $\lim_{n \rightarrow \infty} S_n$  does not exist.

4. If  $r = 1$ , then  $S_n = \frac{1-1^{n+1}}{1-1}$  is undefined. However, examining  $S_n = 1 + r + r^2 + \cdots + r^n$  for  $r = 1$ , we can see that the partial sums simplify to  $S_n = n$ , and this sequence diverges to  $\infty$ .

5. If  $r = -1$ , then  $S_n = \frac{1-(-1)^{n+1}}{2}$ . For even values of  $n$ , the partial sums are always 0. For odd values of  $n$ , the partial sums are always 1. So the sequence of partial sums diverges.

Therefore, a geometric series converges if and only if  $|r| < 1$ . ■

According to [Theorem 9.2.7](#), the series

$$\sum_{n=0}^{\infty} \frac{1}{2^n} = \sum_{n=0}^{\infty} \left(\frac{1}{2}\right)^n = 1 + \frac{1}{2} + \frac{1}{4} + \cdots$$

converges as  $r = 1/2 < 1$ , and  $\sum_{n=0}^{\infty} \frac{1}{2^n} = \frac{1}{1 - 1/2} = 2$ . This concurs with our introductory example; while there we got a sum of 1, we skipped the first term of 1.

### Example 9.2.8 Exploring geometric series.

Check the convergence of the following series. If the series converges, find its sum.

$$1. \sum_{n=2}^{\infty} \left(\frac{3}{4}\right)^n \quad 2. \sum_{n=0}^{\infty} \left(\frac{-1}{2}\right)^n \quad 3. \sum_{n=0}^{\infty} 3^n$$

**Solution.**

1. Since  $r = 3/4 < 1$ , this series converges. By [Theorem 9.2.7](#), we have that

$$\sum_{n=0}^{\infty} \left(\frac{3}{4}\right)^n = \frac{1}{1 - 3/4} = 4.$$

However, note the subscript of the summation in the given series: we are to start with  $n = 2$ . Therefore we subtract off the first two terms, giving:

$$\sum_{n=2}^{\infty} \left(\frac{3}{4}\right)^n = 4 - 1 - \frac{3}{4} = \frac{9}{4}.$$

This is illustrated in [Figure 9.2.9](#).

2. Since  $|r| = 1/2 < 1$ , this series converges, and by [Theorem 9.2.7](#),

$$\sum_{n=0}^{\infty} \left(\frac{-1}{2}\right)^n = \frac{1}{1 - (-1/2)} = \frac{2}{3}.$$

The partial sums of this series are plotted in [Figure 9.2.10](#). Note how the partial sums are not purely increasing as some of the terms of the sequence  $\{(-1/2)^n\}$  are negative.

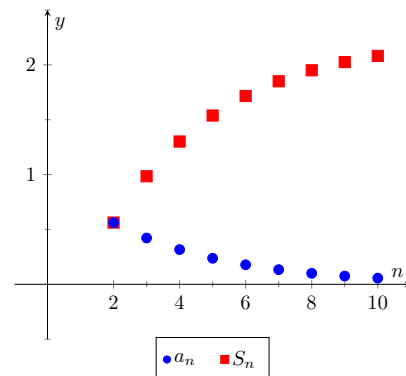
3. Since  $r > 1$ , the series diverges. (This makes “common sense”; we expect the sum

$$1 + 3 + 9 + 27 + 81 + 243 + \cdots$$

to diverge.) This is illustrated in [Figure 9.2.11](#).

## 9.2.3 $p$ -Series

Another important type of series is the  $p$ -series.

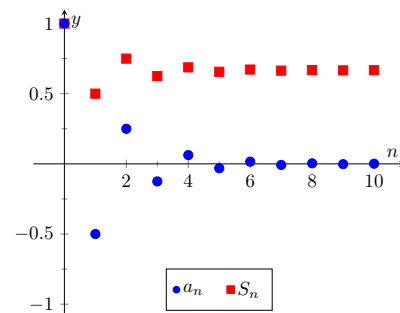


**Figure 9.2.9** Scatter plots for the series in [Item 1](#)

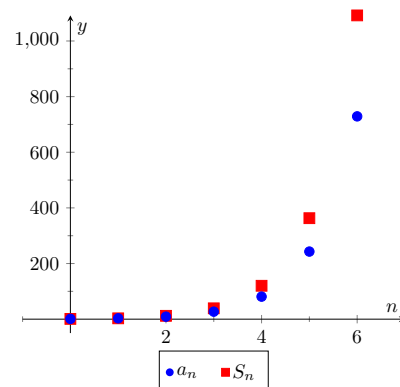
Video solution



[youtu.be/watch?v=9\\_AmxyiKVm8](https://youtu.be/watch?v=9_AmxyiKVm8)



**Figure 9.2.10** Scatter plots for the series in [Item 2](#)



**Figure 9.2.11** Scatter plots for the series in [Item 3](#)

**Definition 9.2.12** *p*-Series, General *p*-Series.

1. A *p*-series is a series of the form

$$\sum_{n=1}^{\infty} \frac{1}{n^p}, \quad \text{where } p > 0.$$

2. A *general p-series* is a series of the form

$$\sum_{n=1}^{\infty} \frac{1}{(an + b)^p},$$

where  $p > 0$  and  $a, b$  are real numbers such that  $a \neq 0$  and  $an + b > 0$  for all  $n \geq 1$ .

Like geometric series, one of the nice things about *p*-series is that they have easy to determine convergence properties.

**Theorem 9.2.13** *p*-Series Test.

A general *p*-series  $\sum_{n=1}^{\infty} \frac{1}{(an + b)^p}$  will converge if, and only if,  $p > 1$ .

**Example 9.2.14** Determining convergence of series.

Determine the convergence of the following series.

1.  $\sum_{n=1}^{\infty} \frac{1}{n}$

3.  $\sum_{n=1}^{\infty} \frac{1}{\sqrt{n}}$

5.  $\sum_{n=11}^{\infty} \frac{1}{(\frac{1}{2}n - 5)^3}$

2.  $\sum_{n=1}^{\infty} \frac{1}{n^2}$

4.  $\sum_{n=1}^{\infty} \frac{(-1)^n}{n}$

6.  $\sum_{n=1}^{\infty} \frac{1}{2^n}$

**Solution.**

1. This is a *p*-series with  $p = 1$ . By [Theorem 9.2.13](#), this series diverges. This series is a famous series, called the *Harmonic Series*, so named because of its relationship to *harmonics* in the study of music and sound.
2. This is a *p*-series with  $p = 2$ . By [Theorem 9.2.13](#), it converges. Note that the theorem does not give a formula by which we can determine *what* the series converges to; we just know it converges. A famous, unexpected result is that this series converges to  $\pi^2/6$ .
3. This is a *p*-series with  $p = 1/2$ ; the theorem states that it diverges.
4. This is not a *p*-series; the definition does not allow for alternating signs. Therefore we cannot apply [Theorem 9.2.13](#). (Another famous result states that this series, the *Alternating Harmonic Series*, converges to  $\ln(2)$ .)
5. This is a general *p*-series with  $p = 3$ , therefore it converges.

We will be able to prove [Theorem 9.2.13](#) in [Section 9.3](#). This theorem assumes that  $an + b > 0$  for all  $n$ ; if  $an + b < 0$ ,  $(an + b)^p$  won't be defined when  $p$  is not an integer, and if  $an + b = 0$  for some  $n$ , then of course the series does not converge regardless of  $p$  as not all of the terms of the sequence are defined. These requirements actually force us to have  $a > 0$ , since if  $a < 0$ , we'll have  $an + b < 0$  for sufficiently large  $n$ .

6. This is not a  $p$ -series, but a geometric series with  $r = 1/2$ . It converges.

Later sections will provide tests by which we can determine whether or not a given series converges. This, in general, is much easier than determining *what* a given series converges to. There are many cases, though, where the sum can be determined.

### Example 9.2.15 Telescoping series.

Evaluate the sum  $\sum_{n=1}^{\infty} \left( \frac{1}{n} - \frac{1}{n+1} \right)$ .

**Solution.** It will help to write down some of the first few partial sums of this series.

$$S_1 = \frac{1}{1} - \frac{1}{2} = 1 - \frac{1}{2}$$

$$S_2 = \left( \frac{1}{1} - \frac{1}{2} \right) + \left( \frac{1}{2} - \frac{1}{3} \right) = 1 - \frac{1}{3}$$

$$S_3 = \left( \frac{1}{1} - \frac{1}{2} \right) + \left( \frac{1}{2} - \frac{1}{3} \right) + \left( \frac{1}{3} - \frac{1}{4} \right) = 1 - \frac{1}{4}$$

$$S_4 = \left( \frac{1}{1} - \frac{1}{2} \right) + \left( \frac{1}{2} - \frac{1}{3} \right) + \left( \frac{1}{3} - \frac{1}{4} \right) + \left( \frac{1}{4} - \frac{1}{5} \right) = 1 - \frac{1}{5}$$

Note how most of the terms in each partial sum are canceled out! In general, we see that  $S_n = 1 - \frac{1}{n+1}$ . The sequence  $\{S_n\}$  converges,

as  $\lim_{n \rightarrow \infty} S_n = \lim_{n \rightarrow \infty} \left( 1 - \frac{1}{n+1} \right) = 1$ , and so we conclude that

$\sum_{n=1}^{\infty} \left( \frac{1}{n} - \frac{1}{n+1} \right) = 1$ . Partial sums of the series are plotted in Figure 9.2.16.

The series in Example 9.2.15 is an example of a *telescoping series*. Informally, a telescoping series is one in which most terms cancel with preceding or following terms, reducing the number of terms in each partial sum. The partial sum  $S_n$  did not contain  $n$  terms, but rather just two: 1 and  $1/(n+1)$ .

When possible, seek a way to write an explicit formula for the  $n$ th partial sum  $S_n$ . This makes evaluating the limit  $\lim_{n \rightarrow \infty} S_n$  much more approachable. We do so in the next example.

### Example 9.2.17 Evaluating series.

Evaluate each of the following infinite series.

$$1. \sum_{n=1}^{\infty} \frac{2}{n^2 + 2n} \qquad 2. \sum_{n=1}^{\infty} \ln \left( \frac{n+1}{n} \right)$$

**Solution.**

1. We can decompose the fraction  $2/(n^2 + 2n)$  as

$$\frac{2}{n^2 + 2n} = \frac{1}{n} - \frac{1}{n+2}.$$

Video solution



[youtu.be/watch?v=XYW0z0LMaJc](https://youtu.be/watch?v=XYW0z0LMaJc)

Video solution



[youtu.be/watch?v=ckj4xm6ZHgU](https://youtu.be/watch?v=ckj4xm6ZHgU)

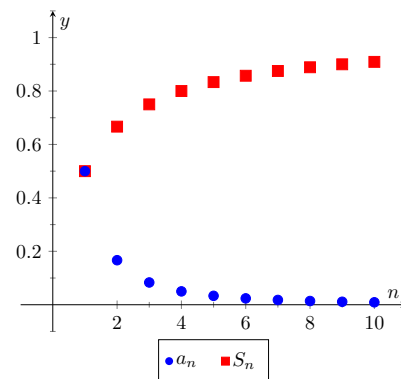


Figure 9.2.16 Scatter plots relating to the series of Example 9.2.15



(See [Section 6.4](#), Partial Fraction Decomposition, to recall how this is done, if necessary.) Expressing the terms of  $\{S_n\}$  is now more instructive:

$$S_1 = 1 - \frac{1}{3}$$

$$\begin{aligned} S_2 &= \left(1 - \frac{1}{3}\right) + \left(\frac{1}{2} - \frac{1}{4}\right) \\ &= 1 + \frac{1}{2} - \frac{1}{3} - \frac{1}{4} \end{aligned}$$

$$\begin{aligned} S_3 &= \left(1 - \frac{1}{3}\right) + \left(\frac{1}{2} - \frac{1}{4}\right) + \left(\frac{1}{3} - \frac{1}{5}\right) \\ &= 1 + \frac{1}{2} - \frac{1}{4} - \frac{1}{5} \end{aligned}$$

$$\begin{aligned} S_4 &= \left(1 - \frac{1}{3}\right) + \left(\frac{1}{2} - \frac{1}{4}\right) + \left(\frac{1}{3} - \frac{1}{5}\right) + \left(\frac{1}{4} - \frac{1}{6}\right) \\ &= 1 + \frac{1}{2} - \frac{1}{5} - \frac{1}{6} \end{aligned}$$

$$\begin{aligned} S_5 &= \left(1 - \frac{1}{3}\right) + \left(\frac{1}{2} - \frac{1}{4}\right) + \left(\frac{1}{3} - \frac{1}{5}\right) + \left(\frac{1}{4} - \frac{1}{6}\right) + \left(\frac{1}{5} - \frac{1}{7}\right) \\ &= 1 + \frac{1}{2} - \frac{1}{6} - \frac{1}{7} \end{aligned}$$

We again have a telescoping series. In each partial sum, most of the terms cancel and we obtain the formula  $S_n = 1 + \frac{1}{2} - \frac{1}{n+1} - \frac{1}{n+2}$ . Taking limits allows us to determine the convergence of the series:

$$\lim_{n \rightarrow \infty} S_n = \lim_{n \rightarrow \infty} \left(1 + \frac{1}{2} - \frac{1}{n+1} - \frac{1}{n+2}\right) = \frac{3}{2},$$

so  $\sum_{n=1}^{\infty} \frac{1}{n^2+2n} = \frac{3}{2}$ . This is illustrated in [Figure 9.2.18\(a\)](#).

2. We begin by writing the first few partial sums of the series:

$$S_1 = \ln(2)$$

$$S_2 = \ln(2) + \ln\left(\frac{3}{2}\right)$$

$$S_3 = \ln(2) + \ln\left(\frac{3}{2}\right) + \ln\left(\frac{4}{3}\right)$$

$$S_4 = \ln(2) + \ln\left(\frac{3}{2}\right) + \ln\left(\frac{4}{3}\right) + \ln\left(\frac{5}{4}\right)$$

At first, this does not seem helpful, but recall the logarithmic identity:  $\ln(x) + \ln(y) = \ln(xy)$ . Applying this to  $S_4$  gives:

$$\begin{aligned} S_4 &= \ln(2) + \ln\left(\frac{3}{2}\right) + \ln\left(\frac{4}{3}\right) + \ln\left(\frac{5}{4}\right) \\ &= \ln\left(\frac{2}{1} \cdot \frac{3}{2} \cdot \frac{4}{3} \cdot \frac{5}{4}\right) = \ln(5). \end{aligned}$$

We can conclude that  $\{S_n\} = \{\ln(n+1)\}$ . This sequence does not converge, as  $\lim_{n \rightarrow \infty} S_n = \infty$ . Therefore  $\sum_{n=1}^{\infty} \ln\left(\frac{n+1}{n}\right) = \infty$ ; the series diverges. Note in Figure 9.2.18(b) how the sequence of partial sums grows slowly; after 100 terms, it is not yet over 5. Graphically we may be fooled into thinking the series converges, but our analysis above shows that it does not.

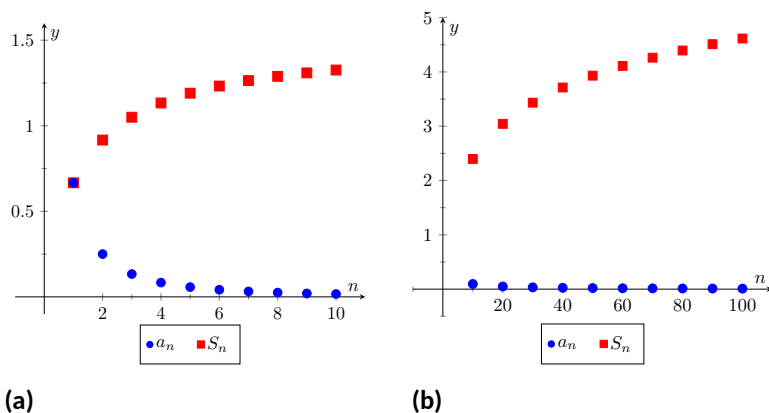


Figure 9.2.18 Scatter plots relating to the series in Example 9.2.17

We are learning about a new mathematical object, the series. As done before, we apply “old” mathematics to this new topic.

#### Theorem 9.2.19 Properties of Infinite Series.

Let  $\sum_{n=1}^{\infty} a_n = L$ ,  $\sum_{n=1}^{\infty} b_n = K$ , and let  $c$  be a constant.

1. **Constant Multiple Rule:**  $\sum_{n=1}^{\infty} c \cdot a_n = c \cdot \sum_{n=1}^{\infty} a_n = c \cdot L$ .

2. **Sum/Difference Rule:**  $\sum_{n=1}^{\infty} (a_n \pm b_n) = \sum_{n=1}^{\infty} a_n \pm \sum_{n=1}^{\infty} b_n = L \pm K$ .

Before using this theorem, we provide a few “famous” series.

#### Key Idea 9.2.20 Important Series.

1.  $\sum_{n=0}^{\infty} \frac{1}{n!} = e$ . (Note that the index starts with  $n = 0$ .)

2.  $\sum_{n=1}^{\infty} \frac{1}{n^2} = \frac{\pi^2}{6}$ .

3.  $\sum_{n=1}^{\infty} \frac{(-1)^{n+1}}{n^2} = \frac{\pi^2}{12}$ .

Video solution



[youtu.be/watch?v=BMn2QTtTdNQ](https://youtu.be/watch?v=BMn2QTtTdNQ)

4.  $\sum_{n=0}^{\infty} \frac{(-1)^n}{2n+1} = \frac{\pi}{4}.$
5.  $\sum_{n=1}^{\infty} \frac{1}{n}$  diverges. (This is called the *Harmonic Series*.)
6.  $\sum_{n=1}^{\infty} \frac{(-1)^{n+1}}{n} = \ln(2).$  (This is called the *Alternating Harmonic Series*.)

**Example 9.2.21 Evaluating series.**

Evaluate the given series.

1.  $\sum_{n=1}^{\infty} \frac{(-1)^{n+1}(n^2 - n)}{n^3}$
2.  $\sum_{n=1}^{\infty} \frac{1000}{n!}$
3.  $\frac{1}{16} + \frac{1}{25} + \frac{1}{36} + \frac{1}{49} + \cdots$

**Solution.**

1. We start by using algebra to break the series apart:

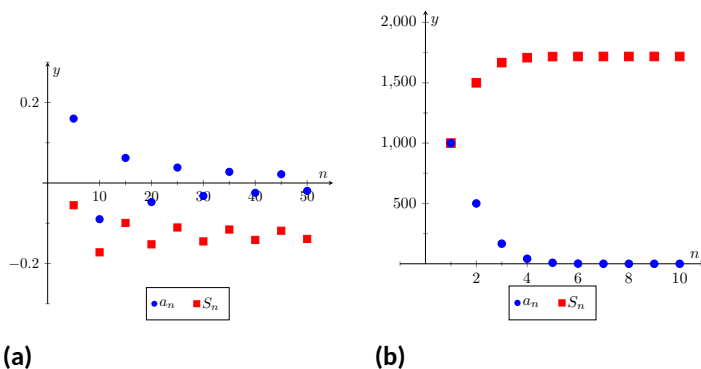
$$\begin{aligned}
 \sum_{n=1}^{\infty} \frac{(-1)^{n+1}(n^2 - n)}{n^3} &= \sum_{n=1}^{\infty} \left( \frac{(-1)^{n+1}n^2}{n^3} - \frac{(-1)^{n+1}n}{n^3} \right) \\
 &= \sum_{n=1}^{\infty} \frac{(-1)^{n+1}}{n} - \sum_{n=1}^{\infty} \frac{(-1)^{n+1}}{n^2} \\
 &= \ln(2) - \frac{\pi^2}{12} \approx -0.1293.
 \end{aligned}$$

This is illustrated in [Figure 9.2.22\(a\)](#).

2. This looks very similar to the series that involves  $e$  in [Key Idea 9.2.20](#). Note, however, that the series given in this example starts with  $n = 1$  and not  $n = 0$ . The first term of the series in the Key Idea is  $1/0! = 1$ , so we will subtract this from our result below:

$$\begin{aligned}
 \sum_{n=1}^{\infty} \frac{1000}{n!} &= 1000 \cdot \sum_{n=1}^{\infty} \frac{1}{n!} \\
 &= 1000 \cdot (e - 1) \approx 1718.28.
 \end{aligned}$$

This is illustrated in [Figure 9.2.22\(b\)](#). The graph shows how this particular series converges very rapidly.



**Figure 9.2.22** Scatter plots relating to the series in [Example 9.2.21](#)

3. The denominators in each term are perfect squares; we are adding  $\sum_{n=4}^{\infty} \frac{1}{n^2}$  (note we start with  $n = 4$ , not  $n = 1$ ). This series will converge. Using the formula from [Key Idea 9.2.20](#), we have the following:

$$\begin{aligned} \sum_{n=1}^{\infty} \frac{1}{n^2} &= \sum_{n=1}^3 \frac{1}{n^2} + \sum_{n=4}^{\infty} \frac{1}{n^2} \\ \sum_{n=1}^{\infty} \frac{1}{n^2} - \sum_{n=1}^3 \frac{1}{n^2} &= \sum_{n=4}^{\infty} \frac{1}{n^2} \\ \frac{\pi^2}{6} - \left( \frac{1}{1} + \frac{1}{4} + \frac{1}{9} \right) &= \sum_{n=4}^{\infty} \frac{1}{n^2} \\ \frac{\pi^2}{6} - \frac{49}{36} &= \sum_{n=4}^{\infty} \frac{1}{n^2} \\ 0.2838 &\approx \sum_{n=4}^{\infty} \frac{1}{n^2} \end{aligned}$$

Video solution



[youtu.be/watch?v=BMn2QTtTdNQ](https://youtu.be/watch?v=BMn2QTtTdNQ)

It may take a while before one is comfortable with this statement, whose truth lies at the heart of the study of infinite series: *it is possible that the sum of an infinite list of nonzero numbers is finite*. We have seen this repeatedly in this section, yet it still may “take some getting used to.”

As one contemplates the behavior of series, a few facts become clear.

1. In order to add an infinite list of nonzero numbers and get a finite result, “most” of those numbers must be “very near” 0.
2. If a series diverges, it means that the sum of an infinite list of numbers is not finite (it may approach  $\pm\infty$  or it may oscillate), and:
  - (a) The series will still diverge if the first term is removed.
  - (b) The series will still diverge if the first 10 terms are removed.
  - (c) The series will still diverge if the first 1,000,000 terms are removed.
  - (d) The series will still diverge if any finite number of terms from anywhere in the series are removed.

These concepts are very important and lie at the heart of the next two theorems.

**Theorem 9.2.23  $n$ th-Term Test for Divergence.**

Consider the series  $\sum_{n=1}^{\infty} a_n$ . If  $\lim_{n \rightarrow \infty} a_n \neq 0$ , then  $\sum_{n=1}^{\infty} a_n$  diverges.

*Important!* This theorem *does not* state that if  $\lim_{n \rightarrow \infty} a_n = 0$  then  $\sum_{n=1}^{\infty} a_n$  converges. The standard example of this is the Harmonic Series, as given in [Key Idea 9.2.20](#). The Harmonic Sequence,  $\{1/n\}$ , converges to 0; the Harmonic Series,  $\sum_{n=1}^{\infty} \frac{1}{n}$ , diverges.

Looking back, we can apply this theorem to the series in [Example 9.2.3](#). In that example, the  $n$ th terms of both sequences do not converge to 0, therefore we can quickly conclude that each series diverges.

One can rewrite [Theorem 9.2.23](#) to state “If a series converges, then the underlying sequence converges to 0.” While it is important to understand the truth of this statement, in practice it is rarely used. It is generally far easier to prove the convergence of a sequence than the convergence of a series.

**Theorem 9.2.24 Infinite Nature of Series.**

The convergence or divergence of an infinite series remains unchanged by the addition or subtraction of any finite number of terms. That is:

1. A divergent series will remain divergent with the addition or subtraction of any finite number of terms.
2. A convergent series will remain convergent with the addition or subtraction of any finite number of terms. (Of course, the sum will likely change.)

Consider once more the Harmonic Series  $\sum_{n=1}^{\infty} \frac{1}{n}$  which diverges; that is, the sequence of partial sums  $\{S_n\}$  grows (very, very slowly) without bound. One might think that by removing the “large” terms of the sequence that perhaps the series will converge. This is simply not the case. For instance, the sum of the first 10 million terms of the Harmonic Series is about 16.7. Removing the first 10 million terms from the Harmonic Series changes the  $n$ th partial sums, effectively subtracting 16.7 from the sum. However, a sequence that is growing without bound will still grow without bound when 16.7 is subtracted from it.

The equations below illustrate this. The first line shows the infinite sum of the Harmonic Series split into the sum of the first 10 million terms plus the sum of “everything else.” The next equation shows us subtracting these first 10 million terms from both sides. The final equation employs a bit of “psuedo-math”: subtracting 16.7 from “infinity” still leaves one with “infinity.”

$$\begin{aligned} \sum_{n=1}^{\infty} \frac{1}{n} &= \sum_{n=1}^{10,000,000} \frac{1}{n} + \sum_{n=10,000,001}^{\infty} \frac{1}{n} \\ \sum_{n=1}^{\infty} \frac{1}{n} - \sum_{n=1}^{10,000,000} \frac{1}{n} &= \sum_{n=10,000,001}^{\infty} \frac{1}{n} \\ \infty - 16.7 &= \infty. \end{aligned}$$

Just for fun, we can show that the Harmonic Series diverges algebraically

(without the use of [p-Series Test](#)).

*Divergence of the harmonic series.* If you just consider the partial sums

$$S_1, S_2, S_3, \dots, S_{1000}, S_{1001}, \dots,$$

it is not apparent that the partial sums diverge. Indeed they do diverge, but very, very slowly. (If you graph them on a logarithmic scale however, you can clearly see the divergence of the partial sums.) Instead, we will consider the partial sums, indexed by powers of 2. That is, we will consider  $S_2, S_4, S_8, S_{16}, \dots$

$$\begin{aligned} S_2 &= 1 + \frac{1}{2} \\ S_4 &= 1 + \frac{1}{2} + \frac{1}{3} + \frac{1}{4} \\ S_8 &= 1 + \frac{1}{2} + \frac{1}{3} + \frac{1}{4} + \frac{1}{5} + \frac{1}{6} + \frac{1}{8} \end{aligned}$$

Next, we consider grouping together terms in each partial sum. We will use these groupings to set up inequalities.

$$\begin{aligned} S_2 &= 1 + \frac{1}{2} \\ S_4 &= 1 + \frac{1}{2} + \left(\frac{1}{3} + \frac{1}{4}\right) \\ S_8 &= 1 + \frac{1}{2} + \left(\frac{1}{3} + \frac{1}{4}\right) + \left(\frac{1}{5} + \frac{1}{6} + \frac{1}{7} + \frac{1}{8}\right) \end{aligned}$$

In the partial sum  $S_4$ , we note that since  $1/3 > 1/4$ , we can say

$$S_4 = 1 + \frac{1}{2} + \left(\frac{1}{3} + \frac{1}{4}\right) > 1 + \frac{1}{2} + \underbrace{\left(\frac{1}{4} + \frac{1}{4}\right)}_{1/2} = 1 + \frac{2}{2}.$$

Do the same in  $S_8$  and also note that every term in the group  $(\frac{1}{5} + \frac{1}{6} + \frac{1}{7} + \frac{1}{8})$  is larger than  $1/8$ . So

$$\begin{aligned} S_8 &= 1 + \frac{1}{2} + \left(\frac{1}{3} + \frac{1}{4}\right) + \left(\frac{1}{5} + \frac{1}{6} + \frac{1}{7} + \frac{1}{8}\right) \\ &> 1 + \frac{1}{2} + \underbrace{\left(\frac{1}{4} + \frac{1}{4}\right)}_{1/2} + \underbrace{\left(\frac{1}{8} + \frac{1}{8} + \frac{1}{8} + \frac{1}{8}\right)}_{1/2} = 1 + \frac{3}{2} \end{aligned}$$

Generally, we can see that  $S_{2^n} > 1 + \frac{n}{2}$ . (In order to *really* show this, we should employ proof by induction.) Since the sequence of partial sums clearly diverges, so does the series  $\sum_{n=1}^{\infty} 1/n$ . ■

This section introduced us to series and defined a few special types of series whose convergence properties are well known: we know when a  $p$ -series or a geometric series converges or diverges. Most series that we encounter are not one of these types, but we are still interested in knowing whether or not they converge. The next three sections introduce tests that help us determine whether or not a given series converges.

## 9.2.4 Exercises

## Terms and Concepts

1. Use your own words to describe how sequences and series are related.
2. Use your own words to define a *partial sum*.
3. Given a series  $\sum_{n=1}^{\infty} a_n$ , describe the two sequences related to the series that are important.
4. Use your own words to explain what a geometric series is.
5. T/F: If  $\{a_n\}$  is convergent, then  $\sum_{n=1}^{\infty} a_n$  is also convergent.
6. T/F: If  $\{a_n\}$  converges to 0, then  $\sum_{n=0}^{\infty} a_n$  converges.

## Problems

**Exercise Group.** In the following exercises, a series  $\sum_{n=1}^{\infty} a_n$  is given.

- (a) Give the first 5 partial sums of the series.
- (b) Give a graph of the first 5 terms of  $a_n$  and  $S_n$  on the same axes.

7. 
$$\sum_{n=1}^{\infty} \frac{(-1)^n}{n}$$

8. 
$$\sum_{n=1}^{\infty} \frac{1}{n^2}$$

9. 
$$\sum_{n=1}^{\infty} \cos(\pi n)$$

10. 
$$\sum_{n=1}^{\infty} n$$

11. 
$$\sum_{n=1}^{\infty} \frac{1}{n!}$$

12. 
$$\sum_{n=1}^{\infty} \frac{1}{3^n}$$

13. 
$$\sum_{n=1}^{\infty} \left(-\frac{9}{10}\right)^n$$

14. 
$$\sum_{n=1}^{\infty} \left(\frac{1}{10}\right)^n$$

**Exercise Group.** In the following exercises, use [Theorem 9.2.23](#) to show the given series diverges.

15. 
$$\sum_{n=1}^{\infty} \frac{3n^2}{n(n+2)}$$

16. 
$$\sum_{n=1}^{\infty} \frac{2^n}{n^2}$$

17. 
$$\sum_{n=1}^{\infty} \frac{n!}{10^n}$$

18. 
$$\sum_{n=1}^{\infty} \frac{5^n - n^5}{5^n + n^5}$$

19. 
$$\sum_{n=1}^{\infty} \frac{2^n + 1}{2^{n+1}}$$

20. 
$$\sum_{n=1}^{\infty} \left(1 + \frac{1}{n}\right)^n$$

**Exercise Group.** In the following exercises, state whether the given series converges or diverges.

21. 
$$\sum_{n=1}^{\infty} \frac{1}{n^5}$$

22. 
$$\sum_{n=0}^{\infty} \frac{1}{5^n}$$

23. 
$$\sum_{n=0}^{\infty} \frac{6^n}{5^n}$$

24. 
$$\sum_{n=1}^{\infty} n^{-4}$$

25.  $\sum_{n=1}^{\infty} \sqrt{n}$

27.  $\sum_{n=1}^{\infty} \left( \frac{1}{n!} + \frac{1}{n} \right)$

29.  $\sum_{n=1}^{\infty} \frac{1}{2n}$

26.  $\sum_{n=1}^{\infty} \frac{10}{n!}$

28.  $\sum_{n=1}^{\infty} \frac{2}{(2n+8)^2}$

30.  $\sum_{n=1}^{\infty} \frac{1}{2n-1}$

**Exercise Group.** In the following exercises, a series is given.

(a) Find a formula for  $S_n$ , the  $n$ th partial sum of the series.

(b) Determine whether the series converges or diverges. If it converges, state what it converges to.

31.  $\sum_{n=0}^{\infty} \frac{1}{4^n}$

33.  $1^3 + 2^3 + 3^3 + 4^3 + \cdots$

35.  $\sum_{n=0}^{\infty} \frac{5}{2^n}$

37.  $1 - \frac{1}{3} + \frac{1}{9} - \frac{1}{27} + \frac{1}{81} + \cdots$

39.  $\sum_{n=1}^{\infty} \frac{3}{n(n+2)}$

41.  $\sum_{n=1}^{\infty} \ln \left( \frac{n}{n+1} \right)$

43.  $\frac{1}{1 \cdot 4} + \frac{1}{2 \cdot 5} + \frac{1}{3 \cdot 6} + \frac{1}{4 \cdot 7} + \cdots$

45.  $\sum_{n=2}^{\infty} \frac{1}{n^2 - 1}$

32.  $\sum_{n=1}^{\infty} 2$

34.  $\sum_{n=1}^{\infty} (-1)^n n$

36.  $\sum_{n=0}^{\infty} e^{-n}$

38.  $\sum_{n=1}^{\infty} \frac{1}{n(n+1)}$

40.  $\sum_{n=1}^{\infty} \frac{1}{(2n-1)(2n+1)}$

42.  $\sum_{n=1}^{\infty} \frac{2n+1}{n^2(n+1)^2}$

44.  $2 + \left( \frac{1}{2} + \frac{1}{3} \right) + \left( \frac{1}{4} + \frac{1}{9} \right) + \left( \frac{1}{8} + \frac{1}{27} \right) + \cdots$

46.  $\sum_{n=0}^{\infty} (\sin(1))^n$

47. Break the Harmonic Series into the sum of the odd and even terms:

$$\sum_{n=1}^{\infty} \frac{1}{n} = \sum_{n=1}^{\infty} \frac{1}{2n-1} + \sum_{n=1}^{\infty} \frac{1}{2n}.$$

The goal is to show that each of the series on the right diverge.

(a) Show why  $\sum_{n=1}^{\infty} \frac{1}{2n-1} > \sum_{n=1}^{\infty} \frac{1}{2n}.$

(Compare each  $n$ th partial sum.)

(b) Show why  $\sum_{n=1}^{\infty} \frac{1}{2n-1} < 1 + \sum_{n=1}^{\infty} \frac{1}{2n}$

(c) Explain why (a) and (b) demonstrate that the series of odd terms is convergent, if, and only if, the series of even terms is also convergent. (That is, show both converge or both diverge.)

(d) Explain why knowing the Harmonic Series is divergent determines that the even and odd series are also divergent.



48. Show the series  $\sum_{n=1}^{\infty} \frac{n}{(2n-1)(2n+1)}$  diverges.

## 9.3 Integral and Comparison Tests

Knowing whether or not a series converges is very important, especially when we discuss Power Series in Section 9.6. Theorems 9.2.7 and 9.2.13 give criteria for when Geometric and  $p$ -series converge, and Theorem 9.2.23 gives a quick test to determine if a series diverges. There are many important series whose convergence cannot be determined by these theorems, though, so we introduce a set of tests that allow us to handle a broad range of series. We start with the Integral Test.

### 9.3.1 Integral Test

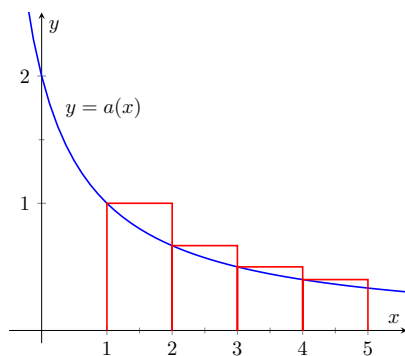
We stated in Section 9.1 that a sequence  $\{a_n\}$  is a function  $a(n)$  whose domain is  $\mathbb{N}$ , the set of natural numbers. If we can extend  $a(n)$  to  $\mathbb{R}$ , the real numbers, and it is both positive and decreasing on  $[1, \infty)$ , then the convergence of  $\sum_{n=1}^{\infty} a_n$  is the same as  $\int_1^{\infty} a(x) dx$ .

#### Theorem 9.3.1 Integral Test.

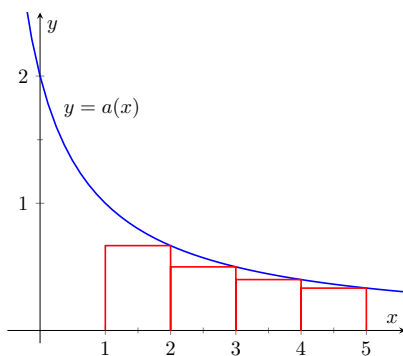
Let a sequence  $\{a_n\}$  be defined by  $a_n = a(n)$ , where  $a(n)$  is continuous, positive and decreasing on  $[1, \infty)$ . Then  $\sum_{n=1}^{\infty} a_n$  converges, if, and only if,  $\int_1^{\infty} a(x) dx$  converges.

We can demonstrate the truth of the Integral Test with two simple graphs. In Figure 9.3.3(a), the height of each rectangle is  $a(n) = a_n$  for  $n = 1, 2, \dots$ , and clearly the rectangles enclose more area than the area under  $y = a(x)$ . Therefore we can conclude that

$$\int_1^{\infty} a(x) dx < \sum_{n=1}^{\infty} a_n. \quad (9.3.1)$$



(a)



(b)

Figure 9.3.3 Illustrating the truth of the Integral Test

In Figure 9.3.3(b), we draw rectangles under  $y = a(x)$  with the Right-Hand rule, starting with  $n = 2$ . This time, the area of the rectangles is less than the area under  $y = a(x)$ , so  $\sum_{n=2}^{\infty} a_n < \int_1^{\infty} a(x) dx$ . Note how this summation

Theorem 9.3.1 does not state that the integral and the summation have the same value.



[youtu.be/watch?v=43DIt-rRcIA](https://youtu.be/watch?v=43DIt-rRcIA)

Figure 9.3.2 Video presentation of Theorem 9.3.1

starts with  $n = 2$ ; adding  $a_1$  to both sides lets us rewrite the summation starting with  $n = 1$ :

$$\sum_{n=1}^{\infty} a_n < a_1 + \int_1^{\infty} a(x) dx. \quad (9.3.2)$$

Combining Equations (9.3.1) and (9.3.2), we have

$$\sum_{n=1}^{\infty} a_n < a_1 + \int_1^{\infty} a(x) dx < a_1 + \sum_{n=1}^{\infty} a_n. \quad (9.3.3)$$

From Equation (9.3.3) we can make the following two statements:

1. If  $\sum_{n=1}^{\infty} a_n$  diverges, so does  $\int_1^{\infty} a(x) dx$  (because  $\sum_{n=1}^{\infty} a_n < a_1 + \int_1^{\infty} a(x) dx$ )
2. If  $\sum_{n=1}^{\infty} a_n$  converges, so does  $\int_1^{\infty} a(x) dx$  (because  $\int_1^{\infty} a(x) dx < \sum_{n=1}^{\infty} a_n$ .)

Therefore the series and integral either both converge or both diverge. **Theorem 9.2.24** allows us to extend this theorem to series where  $a(n)$  is positive and decreasing on  $[b, \infty)$  for some  $b > 1$ . A formal proof of the **Integral Test** is shown below.

*Proof of the Integral Test.* Let  $a(x) = a_x$  be a positive, continuous, decreasing function on  $[1, \infty)$ . We will consider how the partial sums of  $\sum_{n=1}^{\infty} a_n$  compare to the integral  $\int_0^{\infty} a(x) dx$ . We first consider the case where  $\int_1^{\infty} a(x) dx$  diverges.

1. Suppose that  $\int_1^{\infty} a(x) dx$  diverges. Using **Figure 9.3.3(a)**, we can say that  $S_n = \sum_{i=1}^n a_i > \int_1^{n+1} a(x) dx$ . If we let  $n \rightarrow \infty$  in this inequality, we know that  $\int_1^{n+1} a(x) dx$  will get arbitrarily large as  $n \rightarrow \infty$  (since  $a(x) > 0$  and  $\int_1^{\infty} a(x) dx$  diverges). Therefore we conclude that  $S_n = \sum_{i=1}^n a_i$  will also get arbitrarily large as  $n \rightarrow \infty$ , and thus  $\sum_{n=1}^{\infty} a_n$  diverges.
2. Now suppose that  $\int_1^{\infty} a(x) dx$  converges to  $M$ , where  $M$  is some positive, finite number. Using **Figure 9.3.3(b)**, we can say that  $0 < S_n = \sum_{i=1}^n a_i < \int_1^{\infty} a(x) dx = M$ . Therefore our sequence of partial sums,  $S_n$  is bounded. Furthermore,  $S_n$  is a monotonically increasing sequence since all of the terms  $a_n$  are positive. Since  $S_n$  is both bounded and monotonic,  $S_n$  converges by **Convergent Sequences are Bounded** and by **Definition 9.2.2**, the series  $\sum_{n=1}^{\infty} a_n$  converges as well.

■

#### Example 9.3.4 Using the Integral Test.

Determine the convergence of  $\sum_{n=1}^{\infty} \frac{\ln(n)}{n^2}$ . (The terms of the sequence

$\{a_n\} = \{\ln(n)/n^2\}$  and the  $n$ th partial sums are given in **Figure 9.3.5**.)

**Solution.** **Figure 9.3.5** implies that  $a(n) = (\ln(n))/n^2$  is positive and decreasing on  $[2, \infty)$ . We can determine this analytically, too. We know  $a(n)$  is positive as both  $\ln(n)$  and  $n^2$  are positive on  $[2, \infty)$ . Treating  $a(n)$  as a continuous function of  $n$  defined on  $[1, \infty)$ , consider  $a'(n) = (1 - 2\ln(n))/n^3$ , which is negative for  $n \geq 2$ . Since  $a'(n)$  is negative,

$a(n)$  is decreasing for  $n \geq 2$ . We can still use the integral test since a finite number of terms will not affect convergence of the series. Applying the Integral Test, we test the convergence of  $\int_1^{\infty} \frac{\ln(x)}{x^2} dx$ . Integrating this improper integral requires the use of Integration by Parts, with  $u = \ln(x)$  and  $dv = 1/x^2 dx$ .

$$\begin{aligned} \int_1^{\infty} \frac{\ln(x)}{x^2} dx &= \lim_{b \rightarrow \infty} \int_1^b \frac{\ln(x)}{x^2} dx \\ &= \lim_{b \rightarrow \infty} -\frac{1}{x} \ln(x) \Big|_1^b + \int_1^b \frac{1}{x^2} dx \\ &= \lim_{b \rightarrow \infty} -\frac{1}{x} \ln(x) - \frac{1}{x} \Big|_1^b \\ &= \lim_{b \rightarrow \infty} 1 - \frac{1}{b} - \frac{\ln(b)}{b}. \text{ Apply L'Hospital's Rule:} \\ &= 1. \end{aligned}$$

Since  $\int_1^{\infty} \frac{\ln(x)}{x^2} dx$  converges, so does  $\sum_{n=1}^{\infty} \frac{\ln(n)}{n^2}$ .

**Theorem 9.2.13** was given without justification, stating that the general  $p$ -series  $\sum_{n=1}^{\infty} \frac{1}{(an+b)^p}$  converges if, and only if,  $p > 1$ . In the following example, we prove this to be true by applying the Integral Test.

#### Example 9.3.6 Using the Integral Test to establish Theorem 9.2.13.

Let  $a, b$  be real numbers such that  $a \neq 0$  and  $an + b > 0$  for all  $n \geq 1$ .

Use the Integral Test to prove that  $\sum_{n=1}^{\infty} \frac{1}{(an+b)^p}$  converges if, and only if,  $p > 1$ .

**Solution.** Consider the integral  $\int_1^{\infty} \frac{1}{(ax+b)^p} dx$ ; assuming  $p \neq 1$  and  $a \neq 0$ ,

$$\begin{aligned} \int_1^{\infty} \frac{1}{(ax+b)^p} dx &= \lim_{c \rightarrow \infty} \int_1^c \frac{1}{(ax+b)^p} dx \\ &= \lim_{c \rightarrow \infty} \frac{1}{a(1-p)} (ax+b)^{1-p} \Big|_1^c \\ &= \lim_{c \rightarrow \infty} \frac{1}{a(1-p)} ((ac+b)^{1-p} - (a+b)^{1-p}). \end{aligned}$$

This limit converges if, and only if,  $p > 1$  so that  $1-p < 0$ . It is easy to show that the integral also diverges in the case of  $p = 1$ . (This result is similar to the work preceding [Key Idea 6.5.17](#).)

Therefore  $\sum_{n=1}^{\infty} \frac{1}{(an+b)^p}$  converges if, and only if,  $p > 1$ .

We consider two more convergence tests in this section, both *comparison* tests. That is, we determine the convergence of one series by comparing it to another series with known convergence.

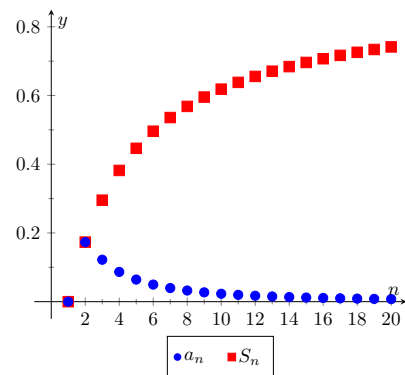


Figure 9.3.5 Plotting the sequence and series in [Example 9.3.4](#)

Video solution



[youtu.be/watch?v=YuAg9zOh2Hk](https://youtu.be/watch?v=YuAg9zOh2Hk)

Video solution



[youtu.be/watch?v=fBQkA2ntBuM](https://youtu.be/watch?v=fBQkA2ntBuM)

## 9.3.2 Direct Comparison Test

**Theorem 9.3.7 Direct Comparison Test.**

Let  $\{a_n\}$  and  $\{b_n\}$  be positive sequences where  $a_n \leq b_n$  for all  $n \geq N$ , for some  $N \geq 1$ .

1. If  $\sum_{n=1}^{\infty} b_n$  converges, then  $\sum_{n=1}^{\infty} a_n$  converges.
2. If  $\sum_{n=1}^{\infty} a_n$  diverges, then  $\sum_{n=1}^{\infty} b_n$  diverges.

*Proof.* Let  $0 < a_n \leq b_n$  for all  $n \geq N \geq 1$ . Note that both partial sums for both series are positive and increasing since the terms of both sequences are positive.

1. Suppose that  $\sum_{n=1}^{\infty} b_n$  converges, so  $\sum_{n=1}^{\infty} b_n = S$ , where  $S$  is a finite, positive number. ( $S$  must be positive since  $b_n > 0$ .)

Comparing the partial sums, we must have  $\sum_{i=N}^n a_i \leq \sum_{i=N}^n b_i$  since  $a_n \leq b_n$

for all  $n \geq N$ . Furthermore since  $\sum_{n=1}^{\infty} b_n$  converges to  $S$ , our partial sums for  $a_n$  are bounded (note that the partial sums started at  $i = N$ , but a finite number of terms will not affect the boundedness of the partial sums).

$$0 < \sum_{i=N}^n a_i \leq \sum_{i=N}^n b_i < S.$$

Since the sequence of partial sums,  $s_n = \sum_{i=1}^n a_i$  is both monotonically increasing and bounded, we can say that  $s_n$  converges (by [Convergent Sequences are Bounded](#)), and therefore so does  $\sum_{n=1}^{\infty} a_n$ .

2. Suppose that  $\sum_{n=1}^{\infty} a_n$  diverges, so  $\sum_{i=1}^n a_n = \infty$ . (We can say that the series diverges to  $\infty$  since the terms of the series are always positive). Comparing the partial sums, we have

$$\sum_{i=N}^n a_i \leq \sum_{i=N}^n b_i$$

Then applying limits, we get

$$\lim_{n \rightarrow \infty} \sum_{i=N}^n a_i \leq \lim_{n \rightarrow \infty} \sum_{i=N}^n b_i.$$

Since the limit on the left side diverges to  $\infty$ , we can say that  $\lim_{n \rightarrow \infty} \sum_{i=N}^n b_i$  also diverges to  $\infty$ .



[youtu.be/watch?v=KhPpyQVNR5Y](https://youtu.be/watch?v=KhPpyQVNR5Y)

**Figure 9.3.8** Video presentation of Theorem 9.3.7

A sequence  $\{a_n\}$  is a *positive sequence* if  $a_n > 0$  for all  $n$ .

Because of [Theorem 9.2.24](#), any theorem that relies on a positive sequence still holds true when  $a_n > 0$  for all but a finite number of values of  $n$ .

**Example 9.3.9 Applying the Direct Comparison Test.**

Determine the convergence of  $\sum_{n=1}^{\infty} \frac{1}{3^n + n^2}$ .

**Solution.** This series is neither a geometric or  $p$ -series, but seems related. We predict it will converge, so we look for a series with larger terms that converges. (Note too that the Integral Test seems difficult to apply here.)

Since  $3^n < 3^n + n^2$ ,  $\frac{1}{3^n} > \frac{1}{3^n + n^2}$  for all  $n \geq 1$ . The series  $\sum_{n=1}^{\infty} \frac{1}{3^n}$  is a convergent geometric series; by [Theorem 9.3.7](#),  $\sum_{n=1}^{\infty} \frac{1}{3^n + n^2}$  converges.

Video solution



[youtu.be/watch?v=DAfdDWo948U](https://youtu.be/watch?v=DAfdDWo948U)

**Example 9.3.10 Applying the Direct Comparison Test.**

Determine the convergence of  $\sum_{n=1}^{\infty} \frac{1}{n - \ln(n)}$ .

**Solution.** We know the Harmonic Series  $\sum_{n=1}^{\infty} \frac{1}{n}$  diverges, and it seems that the given series is closely related to it, hence we predict it will diverge.

Since  $n \geq n - \ln(n)$  for all  $n \geq 1$ ,  $\frac{1}{n} \leq \frac{1}{n - \ln(n)}$  for all  $n \geq 1$ .

The Harmonic Series diverges, so we conclude that  $\sum_{n=1}^{\infty} \frac{1}{n - \ln(n)}$  diverges as well.

Video solution



[youtu.be/watch?v=G1j5JNagVmU](https://youtu.be/watch?v=G1j5JNagVmU)

The concept of direct comparison is powerful and often relatively easy to apply. Practice helps one develop the necessary intuition to quickly pick a proper series with which to compare. However, it is easy to construct a series for which it is difficult to apply the Direct Comparison Test.

Consider  $\sum_{n=1}^{\infty} \frac{1}{n + \ln(n)}$ . It is very similar to the divergent series given in

[Example 9.3.10](#). We suspect that it also diverges, as  $\frac{1}{n} \approx \frac{1}{n + \ln(n)}$  for large  $n$ . However, the inequality that we naturally want to use “goes the wrong way”: since  $n \leq n + \ln(n)$  for all  $n \geq 1$ ,  $\frac{1}{n} \geq \frac{1}{n + \ln(n)}$  for all  $n \geq 1$ . The given series has terms *less than* the terms of a divergent series, and we cannot conclude anything from this.

Fortunately, we can apply another test to the given series to determine its convergence.



[youtu.be/watch?v=bH7U2fgSWXs](https://youtu.be/watch?v=bH7U2fgSWXs)

**Figure 9.3.11** Motivating [Theorem 9.3.12](#)

## 9.3.3 Limit Comparison Test

**Theorem 9.3.12 Limit Comparison Test.**

Let  $\{a_n\}$  and  $\{b_n\}$  be positive sequences.

1. If  $\lim_{n \rightarrow \infty} \frac{a_n}{b_n} = L$ , where  $L$  is a positive real number, then  $\sum_{n=1}^{\infty} a_n$  and  $\sum_{n=1}^{\infty} b_n$  either both converge or both diverge.
2. If  $\lim_{n \rightarrow \infty} \frac{a_n}{b_n} = 0$ , then if  $\sum_{n=1}^{\infty} b_n$  converges, then so does  $\sum_{n=1}^{\infty} a_n$ .
3. If  $\lim_{n \rightarrow \infty} \frac{a_n}{b_n} = \infty$ , then if  $\sum_{n=1}^{\infty} b_n$  diverges, then so does  $\sum_{n=1}^{\infty} a_n$ .

**Theorem 9.3.12** is most useful when the convergence of the series from  $\{b_n\}$  is known and we are trying to determine the convergence of the series from  $\{a_n\}$ .

We use the Limit Comparison Test in the next example to examine the series  $\sum_{n=1}^{\infty} \frac{1}{n + \ln(n)}$  which motivated this new test.

**Example 9.3.14 Applying the Limit Comparison Test.**

Determine the convergence of  $\sum_{n=1}^{\infty} \frac{1}{n + \ln(n)}$  using the Limit Comparison Test.

**Solution.** We compare the terms of  $\sum_{n=1}^{\infty} \frac{1}{n + \ln(n)}$  to the terms of the

Harmonic Sequence  $\sum_{n=1}^{\infty} \frac{1}{n}$ :

$$\begin{aligned} \lim_{n \rightarrow \infty} \frac{1/(n + \ln(n))}{1/n} &= \lim_{n \rightarrow \infty} \frac{n}{n + \ln(n)} \\ &= 1 \text{ (after applying L'Hospital's Rule) .} \end{aligned}$$

Since the Harmonic Series diverges, we conclude that  $\sum_{n=1}^{\infty} \frac{1}{n + \ln(n)}$  diverges as well.

**Example 9.3.15 Applying the Limit Comparison Test.**

Determine the convergence of  $\sum_{n=1}^{\infty} \frac{1}{3^n - n^2}$

**Solution.** This series is similar to the one in [Example 9.3.9](#), but now we are considering " $3^n - n^2$ " instead of " $3^n + n^2$ ." This difference makes applying the Direct Comparison Test difficult.



[youtu.be/watch?v=zGKEPIyXvvY](https://youtu.be/watch?v=zGKEPIyXvvY)

**Figure 9.3.13** Video presentation of [Theorem 9.3.12](#)

Video solution



[youtu.be/watch?v=RBeuOTgsj\\_c](https://youtu.be/watch?v=RBeuOTgsj_c)

Instead, we use the Limit Comparison Test and compare with the series

$$\sum_{n=1}^{\infty} \frac{1}{3^n}:$$

$$\begin{aligned} \lim_{n \rightarrow \infty} \frac{1/(3^n - n^2)}{1/3^n} &= \lim_{n \rightarrow \infty} \frac{3^n}{3^n - n^2} \\ &= 1 \text{ (after applying L'Hospital's Rule twice) .} \end{aligned}$$

We know  $\sum_{n=1}^{\infty} \frac{1}{3^n}$  is a convergent geometric series, hence  $\sum_{n=1}^{\infty} \frac{1}{3^n - n^2}$  converges as well.

As mentioned before, practice helps one develop the intuition to quickly choose a series with which to compare. A general rule of thumb is to pick a series based on the dominant term in the expression of  $\{a_n\}$ . It is also helpful to note that factorials dominate exponentials, which dominate algebraic functions (e.g., polynomials), which dominate logarithms. In the previous example, the dominant term of  $\frac{1}{3^n - n^2}$  was  $3^n$ , so we compared the series to  $\sum_{n=1}^{\infty} \frac{1}{3^n}$ . It is hard to apply the Limit Comparison Test to series containing factorials, though, as we have not learned how to apply L'Hospital's Rule to  $n!$ .

Video solution



[youtu.be/watch?v=1qaiCHhP3GE](https://youtu.be/watch?v=1qaiCHhP3GE)

### Example 9.3.16 Applying the Limit Comparison Test.

Determine the convergence of  $\sum_{n=1}^{\infty} \frac{\sqrt{n} + 3}{n^2 - n + 1}$ .

**Solution.** We naïvely attempt to apply the rule of thumb given above and note that the dominant term in the expression of the series is  $1/n^2$ .

Knowing that  $\sum_{n=1}^{\infty} \frac{1}{n^2}$  converges, we attempt to apply the Limit Comparison Test:

$$\begin{aligned} \lim_{n \rightarrow \infty} \frac{(\sqrt{n} + 3)/(n^2 - n + 1)}{1/n^2} &= \lim_{n \rightarrow \infty} \frac{n^2(\sqrt{n} + 3)}{n^2 - n + 1} \\ &= \infty \text{ (Apply L'Hospital's Rule) .} \end{aligned}$$

**Theorem 9.3.12** part (3) only applies when  $\sum_{n=1}^{\infty} b_n$  diverges; in our case,

it converges. Ultimately, our test has not revealed anything about the convergence of our series.

The problem is that we chose a poor series with which to compare. Since the numerator and denominator of the terms of the series are both algebraic functions, we should have compared our series to the dominant term of the numerator divided by the dominant term of the denominator.

The dominant term of the numerator is  $n^{1/2}$  and the dominant term of the denominator is  $n^2$ . Thus we should compare the terms of the given series to  $n^{1/2}/n^2 = 1/n^{3/2}$ :

$$\lim_{n \rightarrow \infty} \frac{(\sqrt{n} + 3)/(n^2 - n + 1)}{1/n^{3/2}} = \lim_{n \rightarrow \infty} \frac{n^{3/2}(\sqrt{n} + 3)}{n^2 - n + 1}$$



$= 1$  (Apply L'Hospital's Rule) .

Since the  $p$ -series  $\sum_{n=1}^{\infty} \frac{1}{n^{3/2}}$  converges, we conclude that

$\sum_{n=1}^{\infty} \frac{\sqrt{n} + 3}{n^2 - n + 1}$  converges as well.

We mentioned earlier that the Integral Test did not work well with series containing factorial terms. The next section introduces the Ratio Test, which does handle such series well. We also introduce the Root Test, which is good for series where each term is raised to a power.

Video solution



[youtu.be/watch?v=D-OsPkY8khE](https://youtu.be/watch?v=D-OsPkY8khE)

## 9.3.4 Exercises

## Terms and Concepts

1. In order to apply the Integral Test to a sequence  $\{a_n\}$ , the function  $a(n) = a_n$  must be \_\_\_\_\_, \_\_\_\_\_ and \_\_\_\_\_.
2. T/F: The Integral Test can be used to determine the sum of a convergent series.
3. What test(s) in this section do not work well with factorials?
4. Suppose  $\sum_{n=0}^{\infty} a_n$  is convergent, and there are sequences  $\{b_n\}$  and  $\{c_n\}$  such that  $b_n \leq a_n \leq c_n$  for all  $n$ . What can be said about the series  $\sum_{n=0}^{\infty} b_n$  and  $\sum_{n=0}^{\infty} c_n$ ?

## Problems

**Exercise Group.** In the following exercises, use the Integral Test to determine the convergence of the given series.

5.  $\sum_{n=1}^{\infty} \frac{1}{2^n}$
6.  $\sum_{n=1}^{\infty} \frac{1}{n^4}$
7.  $\sum_{n=1}^{\infty} \frac{n}{n^2 + 1}$
8.  $\sum_{n=2}^{\infty} \frac{1}{n \ln(n)}$
9.  $\sum_{n=1}^{\infty} \frac{1}{n^2 + 1}$
10.  $\sum_{n=2}^{\infty} \frac{1}{n(\ln(n))^2}$
11.  $\sum_{n=1}^{\infty} \frac{n}{2^n}$
12.  $\sum_{n=1}^{\infty} \frac{\ln(n)}{n^3}$

**Exercise Group.** In the following exercises, use the Direct Comparison Test to determine the convergence of the given series; state what series is used for comparison.

13.  $\sum_{n=1}^{\infty} \frac{1}{n^2 + 3n - 5}$
14.  $\sum_{n=1}^{\infty} \frac{1}{4^n + n^2 - n}$
15.  $\sum_{n=1}^{\infty} \frac{\ln(n)}{n}$
16.  $\sum_{n=1}^{\infty} \frac{1}{n! + n}$
17.  $\sum_{n=2}^{\infty} \frac{1}{\sqrt{n^2 - 1}}$
18.  $\sum_{n=5}^{\infty} \frac{1}{\sqrt{n} - 2}$
19.  $\sum_{n=1}^{\infty} \frac{n^2 + n + 1}{n^3 - 5}$
20.  $\sum_{n=1}^{\infty} \frac{2^n}{5^n + 10}$
21.  $\sum_{n=2}^{\infty} \frac{n}{n^2 - 1}$
22.  $\sum_{n=2}^{\infty} \frac{1}{n^2 \ln(n)}$

**Exercise Group.** In the following exercises, use the Limit Comparison Test to determine the convergence of the given series; state what series is used for comparison.

23.  $\sum_{n=1}^{\infty} \frac{1}{n^2 - 3n + 5}$
24.  $\sum_{n=1}^{\infty} \frac{1}{4^n - n^2}$

25. 
$$\sum_{n=4}^{\infty} \frac{\ln(n)}{n-3}$$

27. 
$$\sum_{n=1}^{\infty} \frac{1}{n + \sqrt{n}}$$

29. 
$$\sum_{n=1}^{\infty} \sin(1/n)$$

31. 
$$\sum_{n=1}^{\infty} \frac{\sqrt{n} + 3}{n^2 + 17}$$

26. 
$$\sum_{n=1}^{\infty} \frac{1}{\sqrt{n^2 + n}}$$

28. 
$$\sum_{n=1}^{\infty} \frac{n-10}{n^2 + 10n + 10}$$

30. 
$$\sum_{n=1}^{\infty} \frac{n+5}{n^3 - 5}$$

32. 
$$\sum_{n=1}^{\infty} \frac{1}{\sqrt{n} + 100}$$

**Exercise Group.** In the following exercises, determine the convergence of the given series. State the test used; more than one test may be appropriate.

33. 
$$\sum_{n=1}^{\infty} \frac{n^2}{2^n}$$

35. 
$$\sum_{n=1}^{\infty} \frac{n!}{10^n}$$

37. 
$$\sum_{n=1}^{\infty} \frac{1}{3^n + n}$$

39. 
$$\sum_{n=1}^{\infty} \frac{3^n}{n^3}$$

34. 
$$\sum_{n=1}^{\infty} \frac{1}{(2n+5)^3}$$

36. 
$$\sum_{n=1}^{\infty} \frac{\ln(n)}{n!}$$

38. 
$$\sum_{n=1}^{\infty} \frac{n-2}{10n+5}$$

40. 
$$\sum_{n=1}^{\infty} \frac{\cos(1/n)}{\sqrt{n}}$$

41. Given that  $\sum_{n=1}^{\infty} a_n$  converges, state which of the following series converges, may converge, or does not converge.

(a) 
$$\sum_{n=1}^{\infty} \frac{a_n}{n}$$

(b) 
$$\sum_{n=1}^{\infty} a_n a_{n+1}$$

(c) 
$$\sum_{n=1}^{\infty} (a_n)^2$$

(d) 
$$\sum_{n=1}^{\infty} n a_n$$

(e) 
$$\sum_{n=1}^{\infty} \frac{1}{a_n}$$

42. In this exercise, we explore an approximation method for series to which the [Integral Test](#) applies.

(a) Let  $a(x)$  be a function to which the [Integral Test](#) applies, and for which the series  $\sum_{n=1}^{\infty} a_n$  converges.

Let  $R_n = \sum_{n+1}^{\infty} a_n$  denote the **remainder**; that is, the difference between  $\sum_{n=1}^{\infty} a_n$  and the  $n$ th partial sum. (Note that  $R_n$  is the size of the error that results if we approximate the series by the  $n$ th partial sum.) Explain why we must have the following inequality:

$$\int_n^{\infty} a(x) dx \leq R_n \leq \int_{n+1}^{\infty} a(x) dx$$

(b) Estimate the error involved in using the first 12 terms to approximate the series  $\sum_{n=1}^{\infty} 1/n^4$ . What is the approximate value of the series?

- (c) How many terms must we take to ensure that the  $n$ th partial sum approximation for  $\sum_{n=1}^{\infty} 1/n^4$  is accurate to 5 decimal places?

## 9.4 Ratio and Root Tests

The  $n$ th-Term Test of [Theorem 9.2.23](#) states that in order for a series  $\sum_{n=1}^{\infty} a_n$  to converge,  $\lim_{n \rightarrow \infty} a_n = 0$ . That is, the terms of  $\{a_n\}$  must get very small. Not only must the terms approach 0, they must approach 0 “fast enough”: while  $\lim_{n \rightarrow \infty} 1/n = 0$ , the Harmonic Series  $\sum_{n=1}^{\infty} \frac{1}{n}$  diverges as the terms of  $\{1/n\}$  do not approach 0 “fast enough.”

The comparison tests of the previous section determine convergence by comparing terms of a series to terms of another series whose convergence is known. This section introduces the Ratio and Root Tests, which determine convergence by analyzing the terms of a series to see if they approach 0 “fast enough.”

### 9.4.1 Ratio Test

#### Theorem 9.4.1 Ratio Test.

Let  $\{a_n\}$  be a positive sequence and consider  $\lim_{n \rightarrow \infty} \frac{a_{n+1}}{a_n}$ .

1. If  $\lim_{n \rightarrow \infty} \frac{a_{n+1}}{a_n} < 1$ , then  $\sum_{n=1}^{\infty} a_n$  converges.
2. If  $\lim_{n \rightarrow \infty} \frac{a_{n+1}}{a_n} > 1$  or  $\lim_{n \rightarrow \infty} \frac{a_{n+1}}{a_n} = \infty$ , then  $\sum_{n=1}^{\infty} a_n$  diverges.
3. If  $\lim_{n \rightarrow \infty} \frac{a_{n+1}}{a_n} = 1$ , the Ratio Test is inconclusive.

The principle of the Ratio Test is this: if  $\lim_{n \rightarrow \infty} \frac{a_{n+1}}{a_n} = L < 1$ , then for large  $n$ , each term of  $\{a_n\}$  is significantly smaller than its previous term which is enough to ensure convergence.

#### Example 9.4.3 Applying the Ratio Test.

Use the Ratio Test to determine the convergence of the following series:

1.  $\sum_{n=1}^{\infty} \frac{2^n}{n!}$
2.  $\sum_{n=1}^{\infty} \frac{3^n}{n^3}$
3.  $\sum_{n=1}^{\infty} \frac{1}{n^2 + 1}$

**Solution.**

$$1. \sum_{n=1}^{\infty} \frac{2^n}{n!}:$$

$$\begin{aligned} \lim_{n \rightarrow \infty} \frac{a_{n+1}}{a_n} &= \lim_{n \rightarrow \infty} \frac{2^{n+1}/(n+1)!}{2^n/n!} \\ &= \lim_{n \rightarrow \infty} \frac{2^{n+1}n!}{2^n(n+1)!} \\ &= \lim_{n \rightarrow \infty} \frac{2}{n+1} \\ &= 0. \end{aligned}$$

[Theorem 9.2.24](#) allows us to apply the Ratio Test to series where  $\{a_n\}$  is positive for all but a finite number of terms.



[youtu.be/watch?v=DlrdBt84](https://youtu.be/watch?v=DlrdBt84)

**Figure 9.4.2** Video presentation of [Theorem 9.4.1](#)

Since the limit is  $0 < 1$ , by the Ratio Test  $\sum_{n=1}^{\infty} \frac{2^n}{n!}$  converges. The fact that  $\lim_{n \rightarrow \infty} \frac{a_{n+1}}{a_n} = 0$  can be interpreted to mean that in the long run, the term  $a_{n+1}$  is roughly 0 times as large as  $a_n$ . In other words, not only is  $a_n$  decreasing to 0, it is decreasing *very quickly*. That is, the terms of  $a_n$  decrease to 0 sufficiently fast enough to guarantee the convergence of  $\sum_{n=1}^{\infty} a_n$ .

2.  $\sum_{n=1}^{\infty} \frac{3^n}{n^3}$ :

$$\begin{aligned} \lim_{n \rightarrow \infty} \frac{a_{n+1}}{a_n} &= \lim_{n \rightarrow \infty} \frac{3^{n+1}/(n+1)^3}{3^n/n^3} \\ &= \lim_{n \rightarrow \infty} \frac{3^{n+1}n^3}{3^n(n+1)^3} \\ &= \lim_{n \rightarrow \infty} \frac{3n^3}{(n+1)^3} \\ &= 3. \end{aligned}$$

Since the limit is  $3 > 1$ , by the Ratio Test  $\sum_{n=1}^{\infty} \frac{3^n}{n^3}$  diverges. The fact that  $\lim_{n \rightarrow \infty} \frac{a_{n+1}}{a_n} = 3$  can be interpreted to mean that in the long run, the term  $a_{n+1}$  is roughly 3 times as large as  $a_n$ , so  $a_n$  is *increasing* by roughly a factor of 3 in the long run. We could also use [Theorem 9.2.23](#) to determine that this series diverges. The exponential will dominate the polynomial in the long run, so  $\lim_{n \rightarrow \infty} 3^n/n^3 = \infty$ .

3.  $\sum_{n=1}^{\infty} \frac{1}{n^2+1}$ :

$$\begin{aligned} \lim_{n \rightarrow \infty} \frac{a_{n+1}}{a_n} &= \lim_{n \rightarrow \infty} \frac{1/((n+1)^2+1)}{1/(n^2+1)} \\ &= \lim_{n \rightarrow \infty} \frac{n^2+1}{(n+1)^2+1} \\ &= 1. \end{aligned}$$

Since the limit is 1, the Ratio Test is inconclusive. We can easily show this series converges using the [Integral Test](#). We can also use [Direct Comparison Test](#) or [Limit Comparison Test](#), with each comparing to the series  $\sum_{n=1}^{\infty} \frac{1}{n^2}$ .

The Ratio Test is not effective when the terms of a series *only* contain algebraic functions (e.g., polynomials). It is most effective when the terms contain some factorials or exponentials. The previous example also reinforces our developing intuition: factorials dominate exponentials, which dominate algebraic functions, which dominate logarithmic functions. In Part 1 of the example, the factorial in the denominator dominated the exponential in the numerator, causing the series to converge. In Part 2, the exponential in the numerator dominated the algebraic function in the denominator, causing the series to diverge.

Video solution



[youtu.be/watch?v=Zpn9qvIGIG0](https://youtu.be/watch?v=Zpn9qvIGIG0)

While we have used factorials in previous sections, we have not explored them closely and one is likely to not yet have a strong intuitive sense for how they behave. The following example gives more practice with factorials.

**Example 9.4.4 Applying the Ratio Test.**

Determine the convergence of  $\sum_{n=1}^{\infty} \frac{n!n!}{(2n)!}$ .

**Solution.** Before we begin, be sure to note the difference between  $(2n)!$  and  $2n!$ . When  $n = 4$ , the former is  $8! = 8 \cdot 7 \cdot \dots \cdot 2 \cdot 1 = 40,320$ , whereas the latter is  $2(4 \cdot 3 \cdot 2 \cdot 1) = 48$ .

Applying the Ratio Test:

$$\begin{aligned} \lim_{n \rightarrow \infty} \frac{a_{n+1}}{a_n} &= \lim_{n \rightarrow \infty} \frac{(n+1)!(n+1)!/(2(n+1))!}{n!n!/(2n)!} \\ &= \lim_{n \rightarrow \infty} \frac{(n+1)!(n+1)!(2n)!}{n!n!(2n+2)!} \end{aligned}$$

Noting that  $(n+1)! = (n+1) \cdot n!$  and  $(2n+2)! = (2n+2) \cdot (2n+1) \cdot (2n)!$ , we have

$$\begin{aligned} &= \lim_{n \rightarrow \infty} \frac{(n+1)(n+1)}{(2n+2)(2n+1)} \\ &= 1/4. \end{aligned}$$

Since the limit is  $1/4 < 1$ , by the Ratio Test we conclude  $\sum_{n=1}^{\infty} \frac{n!n!}{(2n)!}$  converges.

To find the limit in the second to last line, recall that we just need to examine the leading terms of the numerator and denominator, which are  $n^2$  and  $4n^2$  respectively.

Video solution



[youtu.be/watch?v=JghEjy4pykA](https://youtu.be/watch?v=JghEjy4pykA)

## 9.4.2 Root Test

The final test we introduce is the Root Test, which works particularly well on series where each term is raised to a power, and does not work well with terms containing factorials.

**Theorem 9.4.5 Root Test.**

Let  $\{a_n\}$  be a positive sequence, and consider  $\lim_{n \rightarrow \infty} (a_n)^{1/n}$ .

1. If  $\lim_{n \rightarrow \infty} (a_n)^{1/n} < 1$ , then  $\sum_{n=1}^{\infty} a_n$  converges.
2. If  $\lim_{n \rightarrow \infty} (a_n)^{1/n} > 1$  or  $\lim_{n \rightarrow \infty} (a_n)^{1/n} = \infty$ , then  $\sum_{n=1}^{\infty} a_n$  diverges.
3. If  $\lim_{n \rightarrow \infty} (a_n)^{1/n} = 1$ , the Root Test is inconclusive.



[youtu.be/watch?v=foE1iRYTXpc](https://youtu.be/watch?v=foE1iRYTXpc)

**Figure 9.4.6** Video presentation of Theorem 9.4.5

**Example 9.4.7 Applying the Root Test.**

Determine the convergence of the following series using the Root Test:

$$1. \sum_{n=1}^{\infty} \left( \frac{3n+1}{5n-2} \right)^n \quad 2. \sum_{n=1}^{\infty} \frac{n^4}{(\ln(n))^n} \quad 3. \sum_{n=1}^{\infty} \frac{2^n}{n^2}$$

**Solution.**

1.

$$\begin{aligned} \lim_{n \rightarrow \infty} (a_n)^{1/n} &= \lim_{n \rightarrow \infty} \left( \left( \frac{3n+1}{5n-2} \right)^n \right)^{1/n} \\ &= \lim_{n \rightarrow \infty} \frac{3n+1}{5n-2} = \frac{3}{5}. \end{aligned}$$

Since the limit is less than 1, we conclude the series converges.

Note: it is difficult to apply the Ratio Test to this series.

2.

$$\begin{aligned} \lim_{n \rightarrow \infty} (a_n)^{1/n} &= \lim_{n \rightarrow \infty} \left( \frac{n^4}{(\ln(n))^n} \right)^{1/n} \\ &= \lim_{n \rightarrow \infty} \frac{(n^{4/n})}{\ln(n)} \end{aligned}$$

The limit of the numerator must be found using L'Hospital's Rule for indeterminate powers

$$\begin{aligned} \lim_{n \rightarrow \infty} (n^{4/n}) &= \lim_{n \rightarrow \infty} e^{\ln(n^{4/n})} \\ &= \lim_{n \rightarrow \infty} e^{4 \ln(n)/n} \end{aligned}$$

Now apply L'Hospital's to the expression in the exponent:

$$\begin{aligned} &\stackrel{\text{by LHR}}{=} \lim_{n \rightarrow \infty} e^{4/n} \\ &= e^0 = 1. \end{aligned}$$

Since the numerator approaches 1 (by L'Hospital's Rule) and the denominator grows to infinity, we have

$$\lim_{n \rightarrow \infty} \frac{(n^{4/n})}{\ln(n)} = 0.$$

Since the limit is less than 1, we conclude the series converges.

3.  $\lim_{n \rightarrow \infty} \left( \frac{2^n}{n^2} \right)^{1/n} = \lim_{n \rightarrow \infty} \frac{2}{(n^{2/n})} = 2$ . Since this is greater than 1, we conclude the series diverges. (Note: The [Ratio Test](#) is easy to apply to this series.)

(Also note: The limit in the denominator is found in a similar fashion as was illustrated in [Part 2](#). In general  $\lim_{n \rightarrow \infty} (n)^{b/n} = 1$  for any real number  $b$ .)

Video solution



[youtu.be/watch?v=Y7laFXjMLlw](https://youtu.be/watch?v=Y7laFXjMLlw)



Each of the tests we have encountered so far has required that we analyze series from *positive* sequences. [Section 9.5](#) relaxes this restriction by considering *alternating series*, where the underlying sequence has terms that alternate between being positive and negative.

[Theorem 9.2.24](#) allows us to apply the Root Test to series where  $\{a_n\}$  is positive for all but a finite number of terms.

## 9.4.3 Exercises

## Terms and Concepts

1. The Ratio Test is not effective when the terms of a sequence only contain \_\_\_\_\_ functions.
2. The Ratio Test is most effective when the terms of a sequence contains \_\_\_\_\_ and/or \_\_\_\_\_ functions.
3. What three convergence tests do not work well with terms containing factorials?
4. The Root Test works particularly well on series where each term is \_\_\_\_\_ to a \_\_\_\_\_.

## Problems

**Exercise Group.** In the following exercises, determine the convergence of the given series using the Ratio Test. If the Ratio Test is inconclusive, state so and determine convergence with another test.

- |  |  |
|--|--|
| 5. $\sum_{n=0}^{\infty} \frac{2n}{n!}$   | 6. $\sum_{n=0}^{\infty} \frac{5^n - 3n}{4^n}$                        |
| 7. $\sum_{n=0}^{\infty} \frac{n!10^n}{(2n)!}$  | 8. $\sum_{n=1}^{\infty} \frac{5^n + n^4}{7^n + n^2}$                 |
| 9. $\sum_{n=1}^{\infty} \frac{1}{n}$   | 10. $\sum_{n=1}^{\infty} \frac{1}{3n^3 + 7}$                         |
| 11. $\sum_{n=1}^{\infty} \frac{10 \cdot 5^n}{7^n - 3}$   | 12. $\sum_{n=1}^{\infty} n \cdot \left(\frac{3}{5}\right)^n$         |
| 13. $\sum_{n=1}^{\infty} \frac{2 \cdot 4 \cdot 6 \cdot 8 \cdots 2n}{3 \cdot 6 \cdot 9 \cdot 12 \cdots 3n}$ | 14. $\sum_{n=1}^{\infty} \frac{n!}{5 \cdot 10 \cdot 15 \cdots (5n)}$ |

**Exercise Group.** In the following exercises, determine the convergence of the given series using the Root Test. If the Root Test is inconclusive, state so and determine convergence with another test.

- |  |   |
|--|---|
| 15. $\sum_{n=1}^{\infty} \left(\frac{2n+5}{3n+11}\right)^n$      | 16. $\sum_{n=1}^{\infty} \left(\frac{0.9n^2 - n - 3}{n^2 + n + 3}\right)^n$ |
| 17. $\sum_{n=1}^{\infty} \frac{2^n n^2}{3^n}$                    | 18. $\sum_{n=1}^{\infty} \frac{1}{n^n}$                                     |
| 19. $\sum_{n=1}^{\infty} \frac{3^n}{n^2 2^{n+1}}$                | 20. $\sum_{n=1}^{\infty} \frac{4^{n+7}}{7^n}$                               |
| 21. $\sum_{n=1}^{\infty} \left(\frac{n^2 - n}{n^2 + n}\right)^n$ | 22. $\sum_{n=1}^{\infty} \left(\frac{1}{n} - \frac{1}{n^2}\right)^n$        |
| 23. $\sum_{n=1}^{\infty} \frac{1}{(\ln(n))^n}$                   | 24. $\sum_{n=1}^{\infty} \frac{n^2}{(\ln(n))^n}$                            |

**Exercise Group.** In the following exercises, determine the convergence of the given series. State the test used; more than one test may be appropriate.

- |  |  |
|--|--|
| 25. $\sum_{n=1}^{\infty} \frac{n^2 + 4n - 2}{n^3 + 4n^2 - 3n + 7}$ | 26. $\sum_{n=1}^{\infty} \frac{n^4 4^n}{n!}$ |
| 27. $\sum_{n=1}^{\infty} \frac{n^2}{3^n + n}$                      | 28. $\sum_{n=1}^{\infty} \frac{3^n}{n^n}$    |

$$29. \sum_{n=1}^{\infty} \frac{n}{\sqrt{n^2 + 4n + 1}}$$

$$31. \sum_{n=2}^{\infty} \frac{1}{\ln(n)}$$

$$33. \sum_{n=2}^{\infty} \frac{n^3}{(\ln(n))^n}$$

$$30. \sum_{n=1}^{\infty} \frac{n!n!n!}{(3n)!}$$

$$32. \sum_{n=1}^{\infty} \left( \frac{n+2}{n+1} \right)^n$$

$$34. \sum_{n=1}^{\infty} \left( \frac{1}{n} - \frac{1}{n+2} \right)$$

## 9.5 Alternating Series and Absolute Convergence

All of the series convergence tests we have used require that the underlying sequence  $\{a_n\}$  be a positive sequence. (We can relax this with [Theorem 9.2.24](#) and state that there must be an  $N > 0$  such that  $a_n > 0$  for all  $n > N$ ; that is,  $\{a_n\}$  is positive for all but a finite number of values of  $n$ .)

In this section we explore series whose summation includes negative terms. We start with a very specific form of series, where the terms of the summation alternate between being positive and negative.

### Definition 9.5.1 Alternating Series.

Let  $\{a_n\}$  be a positive sequence. An **alternating series** is a series of either the form

$$\sum_{n=1}^{\infty} (-1)^n a_n \quad \text{or} \quad \sum_{n=1}^{\infty} (-1)^{n+1} a_n.$$

Recall the terms of Harmonic Series come from the Harmonic Sequence  $\{a_n\} = \{1/n\}$ . An important alternating series is the *Alternating Harmonic Series*:

$$\sum_{n=1}^{\infty} (-1)^{n+1} \frac{1}{n} = 1 - \frac{1}{2} + \frac{1}{3} - \frac{1}{4} + \frac{1}{5} - \frac{1}{6} + \cdots$$

Geometric Series can also be alternating series when  $r < 0$ . For instance, if  $r = -1/2$ , the geometric series is

$$\sum_{n=0}^{\infty} \left(\frac{-1}{2}\right)^n = 1 - \frac{1}{2} + \frac{1}{4} - \frac{1}{8} + \frac{1}{16} - \frac{1}{32} + \cdots$$

[Theorem 9.2.7](#) states that geometric series converge when  $|r| < 1$  and gives the sum:  $\sum_{n=0}^{\infty} r^n = \frac{1}{1-r}$ . When  $r = -1/2$  as above, we find

$$\sum_{n=0}^{\infty} \left(\frac{-1}{2}\right)^n = \frac{1}{1 - (-1/2)} = \frac{1}{3/2} = \frac{2}{3}.$$

A powerful convergence theorem exists for other alternating series that meet a few conditions.

### Theorem 9.5.2 Alternating Series Test.

Let  $\{a_n\}$  be a positive, decreasing sequence where  $\lim_{n \rightarrow \infty} a_n = 0$ . Then

$$\sum_{n=1}^{\infty} (-1)^n a_n \quad \text{and} \quad \sum_{n=1}^{\infty} (-1)^{n+1} a_n$$

converge.

The basic idea behind [Theorem 9.5.2](#) is illustrated in [Figure 9.5.4–9.5.5](#). A positive, decreasing sequence  $\{a_n\}$  is shown along with the partial sums

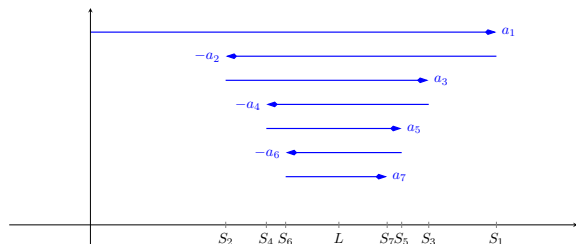
$$S_n = \sum_{i=1}^n (-1)^{i+1} a_i = a_1 - a_2 + a_3 - a_4 + \cdots + (-1)^{n+1} a_n.$$



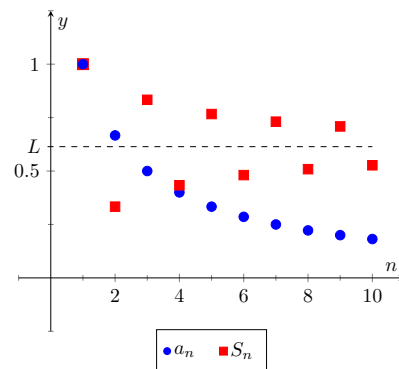
[youtu.be/watch?v=-W6wco1HZYo](https://youtu.be/watch?v=-W6wco1HZYo)

**Figure 9.5.3** Video presentation of [Definition 9.5.1](#) and [Theorem 9.5.2](#)

Because  $\{a_n\}$  is decreasing, the amount by which  $S_n$  bounces up/down decreases. Moreover, the odd terms of  $S_n$  form a decreasing, bounded sequence, while the even terms of  $S_n$  form an increasing, bounded sequence. Since bounded, monotonic sequences converge (see [Theorem 9.1.32](#)) and the terms of  $\{a_n\}$  approach 0, one can show the odd and even terms of  $S_n$  converge to the same common limit  $L$ , the sum of the series.



**Figure 9.5.5** A visual representation of adding terms of an alternating series. The arrows represent the length and direction of each term of the sequence.



**Figure 9.5.4** Illustrating convergence with the Alternating Series Test

### Example 9.5.6 Applying the Alternating Series Test.

Determine if the Alternating Series Test applies to each of the following series.

1.  $\sum_{n=1}^{\infty} (-1)^{n+1} \frac{1}{n}$
2.  $\sum_{n=1}^{\infty} (-1)^n \frac{\ln(n)}{n}$
3.  $\sum_{n=1}^{\infty} (-1)^{n+1} \frac{|\sin(n)|}{n^2}$

#### Solution.

1. This is the Alternating Harmonic Series as seen previously. The underlying sequence is  $\{a_n\} = \{1/n\}$ , which is positive, decreasing, and approaches 0 as  $n \rightarrow \infty$ . Therefore we can apply the Alternating Series Test and conclude this series converges. While the test does not state what the series converges to, we will see later that  $\sum_{n=1}^{\infty} (-1)^{n+1} \frac{1}{n} = \ln(2)$ .
2. The underlying sequence is  $\{a_n\} = \{\ln(n)/n\}$ . This is positive and approaches 0 as  $n \rightarrow \infty$  (use L'Hospital's Rule). However, the sequence is not decreasing for all  $n$ . It is straightforward to compute  $a_1 = 0$ ,  $a_2 \approx 0.347$ ,  $a_3 \approx 0.366$ , and  $a_4 \approx 0.347$ ; the sequence is increasing for at least the first 3 terms. We do not immediately conclude that we cannot apply the Alternating Series Test. Rather, consider the long-term behavior of  $\{a_n\}$ . Treating  $a_n = a(n)$  as a continuous function of  $n$  defined on  $[1, \infty)$ , we can take its derivative:

$$a'(n) = \frac{1 - \ln(n)}{n^2}.$$

The derivative is negative for all  $n \geq 3$  (actually, for all  $n > e$ ), meaning  $a(n) = a_n$  is decreasing on  $[3, \infty)$ . We can apply the Alternating Series Test to the series when we start with  $n = 3$  and conclude that  $\sum_{n=3}^{\infty} (-1)^n \frac{\ln(n)}{n}$  converges; adding the terms with  $n = 1$  and  $n = 2$  do not change the convergence (i.e., we apply

**Theorem 9.2.24).** The important lesson here is that as before, if a series fails to meet the criteria of the Alternating Series Test on only a finite number of terms, we can still apply the test.

3. The underlying sequence is  $\{a_n\} = |\sin(n)|/n$ . This sequence is positive and approaches 0 as  $n \rightarrow \infty$ . However, it is not a decreasing sequence; the value of  $|\sin(n)|$  oscillates between 0 and 1 as  $n \rightarrow \infty$ . We cannot remove a finite number of terms to make  $\{a_n\}$  decreasing, therefore we cannot apply the Alternating Series Test. Keep in mind that this does not mean we conclude the series diverges; in fact, it does converge. We are just unable to conclude this based on **Theorem 9.5.2**. We will be able to show that this series converges shortly.

**Key Idea 9.2.20** gives the sum of some important series. Two of these are

$$\sum_{n=1}^{\infty} \frac{1}{n^2} = \frac{\pi^2}{6} \approx 1.64493 \text{ and } \sum_{n=1}^{\infty} \frac{(-1)^{n+1}}{n^2} = \frac{\pi^2}{12} \approx 0.82247.$$

These two series converge to their sums at different rates. To be accurate to two places after the decimal, we need 202 terms of the first series though only 13 of the second. To get 3 places of accuracy, we need 1069 terms of the first series though only 33 of the second. Why is it that the second series converges so much faster than the first?

While there are many factors involved when studying rates of convergence, the alternating structure of an alternating series gives us a powerful tool when approximating the sum of a convergent series.

**Theorem 9.5.7 The Alternating Series Approximation Theorem.**

Let  $\{a_n\}$  be a sequence that satisfies the hypotheses of the Alternating Series Test, and let  $S_n$  and  $L$  be the  $n$ th partial sums and sum, respectively, of either  $\sum_{n=1}^{\infty} (-1)^n a_n$  or  $\sum_{n=1}^{\infty} (-1)^{n+1} a_n$ . Then

1.  $E_n = |S_n - L| < a_{n+1}$ , and
2.  $L$  is between  $S_n$  and  $S_{n+1}$ .

Part 1 of **Theorem 9.5.7** states that the  $n$ th partial sum of a convergent alternating series will be within  $a_{n+1}$  of its total sum. You can see this visually in **Figure 9.5.5**. Look at the distance between  $S_6$  and  $L$ . Clearly this distance is less than the length of the arrow corresponding to  $a_7$ .

Also consider the alternating series we looked at before the statement of the theorem,  $\sum_{n=1}^{\infty} \frac{(-1)^{n+1}}{n^2}$ . Since  $a_{14} = 1/14^2 \approx 0.0051$ , we know that  $S_{13}$  is within 0.0051 of the total sum.

Moreover, Part 2 of the theorem states that since  $S_{13} \approx 0.8252$  and  $S_{14} \approx 0.8201$ , we know the sum  $L$  lies between 0.8201 and 0.8252. One use of this is the knowledge that  $S_{14}$  is accurate to two places after the decimal.

Some alternating series converge slowly. In **Example 9.5.6** we determined the series  $\sum_{n=1}^{\infty} (-1)^{n+1} \frac{\ln(n)}{n}$  converged. With  $n = 1001$ , we find  $\ln(n)/n \approx 0.0069$ , meaning that  $S_{1000} \approx 0.1633$  is accurate to one, maybe two, places

**Video solution**



[youtu.be/watch?v=WmsfSSlc-W0](https://youtu.be/watch?v=WmsfSSlc-W0)



[youtu.be/watch?v=xtsP2Kfy6Bk](https://youtu.be/watch?v=xtsP2Kfy6Bk)

**Figure 9.5.8** Video presentation of **Theorem 9.5.7**

after the decimal. Since  $S_{1001} \approx 0.1564$ , we know the sum  $L$  is  $0.1564 \leq L \leq 0.1633$ .

**Example 9.5.9 Approximating the sum of convergent alternating series.**

Approximate the sum of the following series, accurate to within 0.001.

$$1. \sum_{n=1}^{\infty} (-1)^{n+1} \frac{1}{n^3} \qquad 2. \sum_{n=1}^{\infty} (-1)^{n+1} \frac{\ln(n)}{n}$$

**Solution.**

- Using [Theorem 9.5.7](#), we want to find  $n$  where  $1/n^3 \leq 0.001$ . That is, we want to find the first time a term in the sequence  $a_n$  is smaller than the desired level of error:

$$\begin{aligned} \frac{1}{n^3} &\leq 0.001 = \frac{1}{1000} \\ n^3 &\geq 1000 \\ n &\geq \sqrt[3]{1000} \\ n &\geq 10. \end{aligned}$$

Let  $L$  be the sum of this series. By Part 1 of the theorem,  $|S_9 - L| < a_{10} = 1/1000$ . (We found  $a_{10} = a_{n+1} < 0.0001$ , so  $n = 9$ ). We can compute  $S_9 = 0.902116$ , which our theorem states is within 0.001 of the total sum. We can use Part 2 of the theorem to obtain an even more accurate result. As we know the 10th term of the series is  $(-1)^n/10^3 = -1/1000$ , we can easily compute  $S_{10} = 0.901116$ . Part 2 of the theorem states that  $L$  is between  $S_9$  and  $S_{10}$ , so  $0.901116 < L < 0.902116$ .

- We want to find  $n$  where  $\ln(n)/n < 0.001$ . We start by solving  $\ln(n)/n = 0.001$  for  $n$ . This cannot be solved algebraically, so we will use Newton's Method to approximate a solution. (Note: we can also use a "Brute Force" technique. That is, we can guess and check numerically until we find a solution.) Let  $f(x) = \ln(x)/x - 0.001$ ; we want to know where  $f(x) = 0$ . We make a guess that  $x$  must be "large," so our initial guess will be  $x_1 = 1000$ . Recall how Newton's Method works: given an approximate solution  $x_n$ , our next approximation  $x_{n+1}$  is given by

$$x_{n+1} = x_n - \frac{f(x_n)}{f'(x_n)}.$$

We find  $f'(x) = (1 - \ln(x))/x^2$ . This gives

$$\begin{aligned} x_2 &= 1000 - \frac{\ln(1000)/1000 - 0.001}{(1 - \ln(1000))/1000^2} \\ &= 2000. \end{aligned}$$

Using a computer, we find that Newton's Method seems to converge to a solution  $x = 9118.01$  after 8 iterations. Taking the next integer higher, we have  $n = 9119$ , where  $\ln(9119)/9119 =$

$0.000999903 < 0.001$ . Again using a computer, we find  $S_{9118} = -0.160369$ . Part 1 of the theorem states that this is within 0.001 of the actual sum  $L$ . Already knowing the 9,119th term, we can compute  $S_{9119} = -0.159369$ , meaning  $-0.159369 < L < -0.160369$ .

Notice how the first series converged quite quickly, where we needed only 10 terms to reach the desired accuracy, whereas the second series took over 9,000 terms.

One of the famous results of mathematics is that the Harmonic Series,  $\sum_{n=1}^{\infty} \frac{1}{n}$

diverges, yet the Alternating Harmonic Series,  $\sum_{n=1}^{\infty} (-1)^{n+1} \frac{1}{n}$ , converges. The notion that alternating the signs of the terms in a series can make a series converge leads us to the following definitions.

**Definition 9.5.10 Absolute and Conditional Convergence.**

1. A series  $\sum_{n=1}^{\infty} a_n$  *converges absolutely* if  $\sum_{n=1}^{\infty} |a_n|$  converges.
2. A series  $\sum_{n=1}^{\infty} a_n$  *converges conditionally* if  $\sum_{n=1}^{\infty} a_n$  converges but  $\sum_{n=1}^{\infty} |a_n|$  diverges.

Thus we say the Alternating Harmonic Series converges conditionally.

**Example 9.5.11 Determining absolute and conditional convergence.**

Determine if the following series converge absolutely, conditionally, or diverge.

1.  $\sum_{n=1}^{\infty} (-1)^n \frac{n+3}{n^2+2n+5}$
2.  $\sum_{n=1}^{\infty} (-1)^n \frac{n^2+2n+5}{2^n}$
3.  $\sum_{n=3}^{\infty} (-1)^n \frac{3n-3}{5n-10}$

**Solution.**

1. We can show the series

$$\sum_{n=1}^{\infty} \left| (-1)^n \frac{n+3}{n^2+2n+5} \right| = \sum_{n=1}^{\infty} \frac{n+3}{n^2+2n+5}$$

diverges using the Limit Comparison Test, comparing with  $1/n$ .

The series  $\sum_{n=1}^{\infty} (-1)^n \frac{n+3}{n^2+2n+5}$  converges using the Alternating Series Test; we conclude it converges conditionally.

Video solution



[youtu.be/watch?v=f\\_iiMYNpqXE](https://youtu.be/watch?v=f_iiMYNpqXE)

In Definition 9.5.10,  $\sum_{n=1}^{\infty} a_n$  is not necessarily an alternating series; it just may have some negative terms.



2. We can show the series

$$\sum_{n=1}^{\infty} \left| (-1)^n \frac{n^2 + 2n + 5}{2^n} \right| = \sum_{n=1}^{\infty} \frac{n^2 + 2n + 5}{2^n}$$

converges using the Ratio Test. Therefore we conclude

$$\sum_{n=1}^{\infty} (-1)^n \frac{n^2 + 2n + 5}{2^n} \text{ converges absolutely.}$$

3. The series

$$\sum_{n=3}^{\infty} \left| (-1)^n \frac{3n-3}{5n-10} \right| = \sum_{n=3}^{\infty} \frac{3n-3}{5n-10}$$

diverges using the  $n$ th Term Test, so it does not converge ab-

solutely. The series  $\sum_{n=3}^{\infty} (-1)^n \frac{3n-3}{5n-10}$  fails the conditions of the

Alternating Series Test as  $(3n-3)/(5n-10)$  does not approach 0 as  $n \rightarrow \infty$ . We can state further that this series diverges; as  $n \rightarrow \infty$ , the series effectively adds and subtracts  $3/5$  over and over. This causes the sequence of partial sums to oscillate and

not converge. Therefore the series  $\sum_{n=1}^{\infty} (-1)^n \frac{3n-3}{5n-10}$  diverges.

Knowing that a series converges absolutely allows us to make two important statements, given in [Theorem 9.5.13](#) below. The first is that absolute convergence is “stronger” than regular convergence. That is, just because  $\sum_{n=1}^{\infty} a_n$  converges, we cannot conclude that  $\sum_{n=1}^{\infty} |a_n|$  will converge, but knowing a series converges absolutely tells us that  $\sum_{n=1}^{\infty} a_n$  will converge.

One reason this is important is that our convergence tests all require that the underlying sequence of terms be positive. By taking the absolute value of the terms of a series where not all terms are positive, we are often able to apply an appropriate test and determine absolute convergence. This, in turn, determines that the series we are given also converges.

The second statement relates to *rearrangements* of series. When dealing with a finite set of numbers, the sum of the numbers does not depend on the order which they are added. (So  $1 + 2 + 3 = 3 + 1 + 2$ .) One may be surprised to find out that when dealing with an infinite set of numbers, the same statement does not always hold true: some infinite lists of numbers may be rearranged in different orders to achieve different sums. The theorem states that the terms of an absolutely convergent series can be rearranged in any way without affecting the sum.

#### Theorem 9.5.13 Absolute Convergence Theorem.

Let  $\sum_{n=1}^{\infty} a_n$  be a series that converges absolutely.

1.  $\sum_{n=1}^{\infty} a_n$  converges.

Video solution



[youtu.be/watch?v=l02aGt0Ce5M](https://youtu.be/watch?v=l02aGt0Ce5M)



[youtu.be/watch?v=d0enMDgDON8](https://youtu.be/watch?v=d0enMDgDON8)

**Figure 9.5.12** Video presentation of Definition 9.5.10 and Theorem 9.5.13

2. Let  $\{b_n\}$  be any rearrangement of the sequence  $\{a_n\}$ . Then

$$\sum_{n=1}^{\infty} b_n = \sum_{n=1}^{\infty} a_n.$$

*Proof.* We will provide a proof for [Part 1](#) of [Absolute Convergence Theorem](#). Suppose that  $\sum_{n=1}^{\infty} |a_n|$  converges. We start by noting that for any sequence  $a_n$ , we have

$$-|a_n| \leq a_n \leq |a_n|$$

If we add  $|a_n|$  to all three sides:

$$0 \leq a_n + |a_n| \leq 2|a_n|.$$

We are now in a position to apply the [Direct Comparison Test](#) to the series  $\sum_{n=1}^{\infty} (a_n + |a_n|)$ . Since  $\sum_{n=1}^{\infty} |a_n|$  converges by our supposition, so does  $\sum_{n=1}^{\infty} 2|a_n|$  (the scalar multiple of a convergent series also converges by [Theorem 9.2.19](#)). Therefore  $\sum_{n=1}^{\infty} (a_n + |a_n|)$  converges by the [Direct Comparison Test](#).

Now we turn our attention to  $\sum_{n=1}^{\infty} a_n$ . We can say

$$\begin{aligned} \sum_{n=1}^{\infty} a_n &= \sum_{n=1}^{\infty} (a_n + |a_n| - |a_n|) \\ &= \sum_{n=1}^{\infty} (a_n + |a_n|) - \sum_{n=1}^{\infty} |a_n|. \end{aligned}$$

The last line is the difference between two convergent series, which is also convergent by [Theorem 9.2.19](#). Therefore  $\sum_{n=1}^{\infty} a_n$  converges. ■

In [Example 9.5.11](#), we determined the series in [Part 2](#) converges absolutely. [Theorem 9.5.13](#) tells us the series converges (which we could also determine using the Alternating Series Test).

The theorem states that rearranging the terms of an absolutely convergent series does not affect its sum. This implies that perhaps the sum of a conditionally convergent series can change based on the arrangement of terms. Indeed, it can. The Riemann Rearrangement Theorem (named after Bernhard Riemann) states that any conditionally convergent series can have its terms rearranged so that the sum is any desired value, including  $\infty$ !

As an example, consider the Alternating Harmonic Series once more. We have stated that

$$\sum_{n=1}^{\infty} (-1)^{n+1} \frac{1}{n} = 1 - \frac{1}{2} + \frac{1}{3} - \frac{1}{4} + \frac{1}{5} - \frac{1}{6} + \frac{1}{7} \cdots = \ln(2),$$

(see [Key Idea 9.2.20](#) or [Example 9.5.6](#)).

Consider the rearrangement where every positive term is followed by two negative terms:

$$1 - \frac{1}{2} - \frac{1}{4} + \frac{1}{3} - \frac{1}{6} - \frac{1}{8} + \frac{1}{5} - \frac{1}{10} - \frac{1}{12} \cdots$$

(Convince yourself that these are exactly the same numbers as appear in the Alternating Harmonic Series, just in a different order.) Now group some terms

and simplify:

$$\begin{aligned} \left(1 - \frac{1}{2}\right) - \frac{1}{4} + \left(\frac{1}{3} - \frac{1}{6}\right) - \frac{1}{8} + \left(\frac{1}{5} - \frac{1}{10}\right) - \frac{1}{12} + \cdots = \\ \frac{1}{2} - \frac{1}{4} + \frac{1}{6} - \frac{1}{8} + \frac{1}{10} - \frac{1}{12} + \cdots = \\ \frac{1}{2} \left(1 - \frac{1}{2} + \frac{1}{3} - \frac{1}{4} + \frac{1}{5} - \frac{1}{6} + \cdots\right) = \frac{1}{2} \ln(2). \end{aligned}$$

By rearranging the terms of the series, we have arrived at a different sum! (One could try to argue that the Alternating Harmonic Series does not actually converge to  $\ln(2)$ , because rearranging the terms of the series *shouldn't* change the sum. However, the Alternating Series Test proves this series converges to  $L$ , for some number  $L$ , and if the rearrangement does not change the sum, then  $L = L/2$ , implying  $L = 0$ . But the Alternating Series Approximation Theorem quickly shows that  $L > 0$ . The only conclusion is that the rearrangement *did* change the sum.) This is an incredible result.

We end here our study of tests to determine convergence. The end of this text contains a table summarizing the tests that one may find useful.

While series are worthy of study in and of themselves, our ultimate goal within calculus is the study of Power Series, which we will consider in the next section. We will use power series to create functions where the output is the result of an infinite summation.

## 9.5.1 Exercises

## Terms and Concepts

1. Why is  $\sum_{n=1}^{\infty} \sin(n)$  not an alternating series?
2. A series  $\sum_{n=1}^{\infty} (-1)^n a_n$  converges when  $\{a_n\}$  is \_\_\_\_\_, \_\_\_\_\_ and  $\lim_{n \rightarrow \infty} a_n =$  \_\_\_\_\_.
3. Give an example of a series where  $\sum_{n=0}^{\infty} a_n$  converges but  $\sum_{n=0}^{\infty} |a_n|$  does not.
4. The sum of a \_\_\_\_\_ convergent series can be changed by rearranging the order of its terms.

## Problems

**Exercise Group.** In the following exercises, an alternating series  $\sum_{n=i}^{\infty} a_n$  is given.

(a) Determine if the series converges or diverges.

(b) Determine if  $\sum_{n=0}^{\infty} |a_n|$  converges or diverges.

(c) If  $\sum_{n=0}^{\infty} a_n$  converges, determine if the convergence is conditional or absolute.

5.  $\sum_{n=1}^{\infty} \frac{(-1)^{n+1}}{n^2}$

7.  $\sum_{n=0}^{\infty} (-1)^n \frac{n+5}{3n-5}$

9.  $\sum_{n=0}^{\infty} (-1)^{n+1} \frac{3n+5}{n^2-3n+1}$

11.  $\sum_{n=2}^{\infty} (-1)^n \frac{n}{\ln(n)}$

13.  $\sum_{n=1}^{\infty} \cos(\pi n)$

15.  $\sum_{n=0}^{\infty} \left(-\frac{2}{3}\right)^n$

17.  $\sum_{n=0}^{\infty} \frac{(-1)^n n^2}{n!}$

19.  $\sum_{n=1}^{\infty} \frac{(-1)^n}{\sqrt{n}}$

6.  $\sum_{n=1}^{\infty} \frac{(-1)^{n+1}}{\sqrt{n!}}$

8.  $\sum_{n=1}^{\infty} (-1)^n \frac{2^n}{n^2}$

10.  $\sum_{n=1}^{\infty} \frac{(-1)^n}{\ln(n)+1}$

12.  $\sum_{n=1}^{\infty} \frac{(-1)^{n+1}}{1+3+5+\cdots+(2n-1)}$

14.  $\sum_{n=2}^{\infty} \frac{\sin((n+1/2)\pi)}{n \ln(n)}$

16.  $\sum_{n=0}^{\infty} (-e)^{-n}$

18.  $\sum_{n=0}^{\infty} (-1)^n 2^{-n^2}$

20.  $\sum_{n=1}^{\infty} \frac{(-1000)^n}{n!}$

**Exercise Group.** Let  $S_n$  be the  $n^{\text{th}}$  partial sum of a series. In the following exercises a convergent alternating series is given and a value of  $n$ . Compute  $S_n$  and  $S_{n+1}$  and use these values to find bounds on the sum of the series.

$$21. \sum_{n=1}^{\infty} \frac{(-1)^n}{\ln(n+1)}, n = 5$$

$$23. \sum_{n=0}^{\infty} \frac{(-1)^n}{n!}, n = 6$$

$$22. \sum_{n=1}^{\infty} \frac{(-1)^{n+1}}{n^4}, n = 4$$

$$24. \sum_{n=0}^{\infty} \left(-\frac{1}{2}\right)^n, n = 9$$

**Exercise Group.** In the following exercises, a convergent alternating series is given along with its sum and a value of  $\varepsilon$ . Use [Theorem 9.5.7](#) to find  $n$  such that the  $n$ th partial sum of the series is within  $\varepsilon$  of the sum of the series.

$$25. \sum_{n=1}^{\infty} \frac{(-1)^{n+1}}{n^4} = \frac{7\pi^4}{720}, \varepsilon = 0.001$$

$$27. \sum_{n=0}^{\infty} \frac{(-1)^n}{2n+1} = \frac{\pi}{4}, \varepsilon = 0.001$$

$$26. \sum_{n=0}^{\infty} \frac{(-1)^n}{n!} = \frac{1}{e}, \varepsilon = 0.0001$$

$$28. \sum_{n=0}^{\infty} \frac{(-1)^n}{(2n)!} = \cos(1), \varepsilon = 10^{-8}$$

## 9.6 Power Series

So far, our study of series has examined the question of “Is the sum of these infinite terms finite?” i.e., “Does the series converge?” We now approach series from a different perspective: as a function. Given a value of  $x$ , we evaluate  $f(x)$  by finding the sum of a particular series that depends on  $x$  (assuming the series converges). We start this new approach to series with a definition.

### Definition 9.6.2 Power Series.

Let  $\{a_n\}$  be a sequence, let  $x$  be a variable, and let  $c$  be a real number.

1. The *power series in  $x$*  is the series

$$\sum_{n=0}^{\infty} a_n x^n = a_0 + a_1 x + a_2 x^2 + a_3 x^3 + \dots$$

2. The *power series in  $x$  centered at  $c$*  is the series

$$\sum_{n=0}^{\infty} a_n (x - c)^n = a_0 + a_1 (x - c) + a_2 (x - c)^2 + a_3 (x - c)^3 + \dots$$

### Example 9.6.3 Examples of power series.

Write out the first five terms of the following power series:

1.  $\sum_{n=0}^{\infty} x^n$
2.  $\sum_{n=1}^{\infty} (-1)^{n+1} \frac{(x+1)^n}{n}$
3.  $\sum_{n=0}^{\infty} (-1)^{n+1} \frac{(x-\pi)^{2n}}{(2n)!}$

### Solution.

1. One of the conventions we adopt is that  $x^0 = 1$  regardless of the value of  $x$ . Therefore

$$\sum_{n=0}^{\infty} x^n = 1 + x + x^2 + x^3 + x^4 + \dots$$

This is a geometric series in  $x$  with  $r = x$ .

2. This series is centered at  $c = -1$ . Note how this series starts with  $n = 1$ . We could rewrite this series starting at  $n = 0$  with the understanding that  $a_0 = 0$ , and hence the first term is 0.

$$\begin{aligned} & \sum_{n=1}^{\infty} (-1)^{n+1} \frac{(x+1)^n}{n} \\ &= (x+1) - \frac{(x+1)^2}{2} + \frac{(x+1)^3}{3} - \frac{(x+1)^4}{4} + \frac{(x+1)^5}{5} \dots \end{aligned}$$



[youtu.be/watch?v=y12Zn3QZpbE](https://youtu.be/watch?v=y12Zn3QZpbE)

**Figure 9.6.1** Video introduction to Section 9.6

3. This series is centered at  $c = \pi$ . Recall that  $0! = 1$ .

$$\begin{aligned} & \sum_{n=0}^{\infty} (-1)^{n+1} \frac{(x - \pi)^{2n}}{(2n)!} \\ &= -1 + \frac{(x - \pi)^2}{2} - \frac{(x - \pi)^4}{24} + \frac{(x - \pi)^6}{6!} - \frac{(x - \pi)^8}{8!} \dots \end{aligned}$$

We introduced power series as a type of function, where a value of  $x$  is given and the sum of a series is returned. Of course, not every series converges. For instance, in part 1 of [Example 9.6.3](#), we recognized the series  $\sum_{n=0}^{\infty} x^n$  as a geometric series in  $x$ . [Theorem 9.2.7](#) states that this series converges only when  $|x| < 1$ .

This raises the question: “For what values of  $x$  will a given power series converge?” which leads us to a theorem and definition.

#### Theorem 9.6.4 Convergence of Power Series.

Let a power series  $\sum_{n=0}^{\infty} a_n(x - c)^n$  be given. Then one of the following is true:

1. The series converges only at  $x = c$ .
2. There is an  $R > 0$  such that the series converges for all  $x$  in  $(c - R, c + R)$  and diverges for all  $x < c - R$  and  $x > c + R$ .
3. The series converges for all  $x$ .

The value of  $R$  is important when understanding a power series, hence it is given a name in the following definition. Also, note that part 2 of [Theorem 9.6.4](#) makes a statement about the interval  $(c - R, c + R)$ , but not the endpoints of that interval. A series may/may not converge at these endpoints.

#### Definition 9.6.6 Radius and Interval of Convergence.

1. The number  $R$  given in [Theorem 9.6.4](#) is the *radius of convergence* of a given series. When a series converges for only  $x = c$ , we say the radius of convergence is 0, i.e.,  $R = 0$ . When a series converges for all  $x$ , we say the series has an infinite radius of convergence, i.e.,  $R = \infty$ .
2. The *interval of convergence* is the set of all values of  $x$  for which the series converges.

To find the interval of convergence, we start by using the ratio test to find the radius of convergence  $R$ . If  $0 < R < \infty$ , we know the series converges on  $(c - R, c + R)$ , and it remains to check for convergence at the endpoints.

Given  $\sum_{n=0}^{\infty} a_n(x - c)^n$  we apply the ratio test to  $\sum_{n=0}^{\infty} |a_n(x - c)^n|$  since the ratio test requires positive terms. We find

$$\lim_{n \rightarrow \infty} \frac{|a_{n+1}(x - c)^{n+1}|}{|a_n(x - c)^n|} = L|x - c|,$$

where  $L = \lim_{n \rightarrow \infty} \frac{|a_{n+1}|}{|a_n|}$ . It follows that the series converges absolutely (and

#### Video solution



[youtu.be/watch?v=NK8i9T-4hSg](https://youtu.be/watch?v=NK8i9T-4hSg)



[youtu.be/watch?v=RRzviD89Phg](https://youtu.be/watch?v=RRzviD89Phg)

**Figure 9.6.5** Video presentation of [Theorem 9.6.4](#) and [Definition 9.6.6](#)

therefore converges) for any  $x$  such that  $L|x - c| < 1$ ; that is, for  $x$  in  $(c - \frac{1}{L}, c + \frac{1}{L})$ .

On the other hand, suppose for some  $x$  that  $L|x - c| > 1$ . Then, for sufficiently large  $n$ ,  $|a_{n+1}| > |a_n|$ . This means that the terms of  $\sum_{n=0}^{\infty} a_n(x-c)^n$  are growing in absolute value, and therefore cannot converge to zero. This means that the series diverges, by [Theorem 9.2.23](#).

From the above observations, it follows that  $R = \frac{1}{L}$  must be the radius of convergence.

**Key Idea 9.6.7 Determining the Radius and Interval of Convergence.**

Given the power series  $\sum_{n=0}^{\infty} a_n(x-c)^n$ , apply the ratio test to the series

$\sum_{n=0}^{\infty} |a_n(x-c)^n|$ . The result will be  $L|x - c|$ , where  $L = \lim_{n \rightarrow \infty} \frac{|a_{n+1}|}{|a_n|}$ .

1. If  $L = 0$ , then the power series converges for every  $x$  by the ratio test, since  $L|x - c| = 0 < 1$ .
2. If  $L = \infty$ , then power series converges only when  $x = c$ .
3. If  $0 < L < \infty$ , then  $R = 1/L$  is the radius of convergence: by the ratio test, the series converges when  $|x - c| < R$ .

To determine the interval of convergence, plug the endpoints ( $x = c - R$  and  $x = c + R$ ) into the power series, and test the resulting series for convergence. If the series converges, we include the endpoint. If it diverges, we exclude the endpoint.

[Key Idea 9.6.7](#) allows us to find the radius of convergence  $R$  of a series by applying the Ratio Test (or any applicable test) to the absolute value of the terms of the series. We practice this in the following example.

**Example 9.6.8 Determining the radius and interval of convergence.**

Find the radius and interval of convergence for each of the following series:

1.  $\sum_{n=0}^{\infty} \frac{x^n}{n!}$

3.  $\sum_{n=0}^{\infty} 2^n(x-3)^n$

2.  $\sum_{n=1}^{\infty} (-1)^{n+1} \frac{x^n}{n}$

4.  $\sum_{n=0}^{\infty} n!x^n$

**Solution.**

1. We apply the Ratio Test to the series  $\sum_{n=1}^{\infty} \left| \frac{x^n}{n!} \right|$ :

$$\begin{aligned} \lim_{n \rightarrow \infty} \frac{|x^{n+1}/(n+1)!|}{|x^n/n!|} &= \lim_{n \rightarrow \infty} \left| \frac{x^{n+1}}{x^n} \cdot \frac{n!}{(n+1)!} \right| \\ &= \lim_{n \rightarrow \infty} \left| \frac{x}{n+1} \right| \\ &= 0 \text{ for all } x. \end{aligned}$$



The Ratio Test shows us that regardless of the choice of  $x$ , the series converges. Therefore the radius of convergence is  $R = \infty$ , and the interval of convergence is  $(-\infty, \infty)$ .

2. We apply the Ratio Test to the series  $\sum_{n=1}^{\infty} \left| (-1)^{n+1} \frac{x^n}{n} \right| =$

$$\sum_{n=1}^{\infty} \left| \frac{x^n}{n} \right|:$$

$$\begin{aligned} \lim_{n \rightarrow \infty} \frac{|x^{n+1}/(n+1)|}{|x^n/n|} &= \lim_{n \rightarrow \infty} \left| \frac{x^{n+1}}{x^n} \cdot \frac{n}{n+1} \right| \\ &= \lim_{n \rightarrow \infty} \left( \frac{n}{n+1} \right) |x| \\ &= |x|. \end{aligned}$$

The Ratio Test states a series converges if the limit of  $|a_{n+1}/a_n| = L < 1$ . We found the limit above to be  $|x|$ ; therefore, the power series converges when  $|x| < 1$ , or when  $x$  is in  $(-1, 1)$ . Thus the radius of convergence is  $R = 1$ . To determine the interval of convergence, we need to check the endpoints of  $(-1, 1)$ . When  $x = -1$ , we have the opposite of the Harmonic Series:

$$\begin{aligned} \sum_{n=1}^{\infty} (-1)^{n+1} \frac{(-1)^n}{n} &= \sum_{n=1}^{\infty} \frac{-1}{n} \\ &= -\infty. \end{aligned}$$

The series diverges when  $x = -1$ . When  $x = 1$ , we have the series  $\sum_{n=1}^{\infty} (-1)^{n+1} \frac{(1)^n}{n}$ , which is the Alternating Harmonic Series, which converges. Therefore the interval of convergence is  $(-1, 1]$ .

3. We apply the Ratio Test to the series  $\sum_{n=0}^{\infty} |2^n(x-3)^n|:$

$$\begin{aligned} \lim_{n \rightarrow \infty} \frac{|2^{n+1}(x-3)^{n+1}|}{|2^n(x-3)^n|} &= \lim_{n \rightarrow \infty} \left| \frac{2^{n+1}}{2^n} \cdot \frac{(x-3)^{n+1}}{(x-3)^n} \right| \\ &= \lim_{n \rightarrow \infty} |2(x-3)|. \end{aligned}$$

According to the Ratio Test, the series converges when  $|2(x-3)| < 1 \implies |x-3| < 1/2$ . The series is centered at 3, and  $x$  must be within  $1/2$  of 3 in order for the series to converge. Therefore the radius of convergence is  $R = 1/2$ , and we know that the series converges absolutely for all  $x$  in  $(3 - 1/2, 3 + 1/2) = (2.5, 3.5)$ . We check for convergence at the endpoints to find the interval of convergence. When  $x = 2.5$ , we have:

$$\begin{aligned} \sum_{n=0}^{\infty} 2^n(2.5-3)^n &= \sum_{n=0}^{\infty} 2^n(-1/2)^n \\ &= \sum_{n=0}^{\infty} (-1)^n, \end{aligned}$$

which diverges. A similar process shows that the series also diverges at  $x = 3.5$ . Therefore the interval of convergence is  $(2.5, 3.5)$ .

4. We apply the Ratio Test to  $\sum_{n=0}^{\infty} |n!x^n|$ :

$$\begin{aligned}\lim_{n \rightarrow \infty} \frac{|(n+1)!x^{n+1}|}{|n!x^n|} &= \lim_{n \rightarrow \infty} |(n+1)x| \\ &= \infty \text{ for all } x, \text{ except } x = 0.\end{aligned}$$

The Ratio Test shows that the series diverges for all  $x$  except  $x = 0$ . Therefore the radius of convergence is  $R = 0$ .

We can use a power series to define a function:

$$f(x) = \sum_{n=0}^{\infty} a_n x^n$$

where the domain of  $f$  is a subset of the interval of convergence of the power series. One can apply calculus techniques to such functions; in particular, we can find derivatives and antiderivatives.

**Theorem 9.6.9 Derivatives and Indefinite Integrals of Power Series Functions.**

Let  $f(x) = \sum_{n=0}^{\infty} a_n (x-c)^n$  be a function defined by a power series, with radius of convergence  $R$ .

1.  $f(x)$  is continuous and differentiable on  $(c-R, c+R)$ .
2.  $f'(x) = \sum_{n=1}^{\infty} a_n \cdot n \cdot (x-c)^{n-1}$ , with radius of convergence  $R$ .
3.  $\int f(x) dx = C + \sum_{n=0}^{\infty} a_n \frac{(x-c)^{n+1}}{n+1}$ , with radius of convergence  $R$ .

A few notes about [Theorem 9.6.9](#):

1. The theorem states that differentiation and integration do not change the radius of convergence. It does not state anything about the *interval* of convergence. They are not always the same.
2. Notice how the summation for  $f'(x)$  starts with  $n = 1$ . This is because the constant term  $a_0$  of  $f(x)$  becomes 0 through differentiation.
3. Differentiation and integration are simply calculated term-by-term using the Power Rules.

Video solution



[youtu.be/watch?v=1YzPDWYUWO8](https://youtu.be/watch?v=1YzPDWYUWO8)



[youtu.be/watch?v=qErrT8xRKts](https://youtu.be/watch?v=qErrT8xRKts)

**Figure 9.6.10** Video presentation of [Theorem 9.6.9](#)

**Example 9.6.11 Derivatives and indefinite integrals of power series.**

Let  $f(x) = \sum_{n=0}^{\infty} x^n$ . Find  $f'(x)$  and  $F(x) = \int f(x) dx$ , along with their respective intervals of convergence.

**Solution.** We find the derivative and indefinite integral of  $f(x)$ , following [Theorem 9.6.9](#).

1.

$$\begin{aligned} f'(x) &= \sum_{n=1}^{\infty} nx^{n-1} = 1 + 2x + 3x^2 + 4x^3 + \cdots \\ &= \sum_{n=0}^{\infty} (n+1)x^n. \end{aligned}$$

In [Example 9.6.3](#), we recognized that  $\sum_{n=0}^{\infty} x^n$  is a geometric series in  $x$ . We know that such a geometric series converges when  $|x| < 1$ ; that is, the interval of convergence is  $(-1, 1)$ . To determine the interval of convergence of  $f'(x)$ , we consider the endpoints of  $(-1, 1)$ :

$$f'(-1) = 1 - 2 + 3 - 4 + \cdots, \text{ which diverges.}$$

$$f'(1) = 1 + 2 + 3 + 4 + \cdots, \text{ which diverges.}$$

Therefore, the interval of convergence of  $f'(x)$  is  $(-1, 1)$ .

$$2. F(x) = \int f(x) dx = C + \sum_{n=0}^{\infty} \frac{x^{n+1}}{n+1} = C + x + \frac{x^2}{2} + \frac{x^3}{3} + \cdots$$

To find the interval of convergence of  $F(x)$ , we again consider the endpoints of  $(-1, 1)$ :

$$F(-1) = C - 1 + 1/2 - 1/3 + 1/4 + \cdots$$

The value of  $C$  is irrelevant; notice that the rest of the series is an Alternating Series that whose terms converge to 0. By the Alternating Series Test, this series converges. (In fact, we can recognize that the terms of the series after  $C$  are the opposite of the Alternating Harmonic Series. We can thus say that  $F(-1) = C - \ln(2)$ .)

$$F(1) = C + 1 + 1/2 + 1/3 + 1/4 + \cdots$$

Notice that this summation is  $C$  + the Harmonic Series, which diverges. Since  $F$  converges for  $x = -1$  and diverges for  $x = 1$ , the interval of convergence of  $F(x)$  is  $[-1, 1)$ .

Video solution



[youtu.be/watch?v=XE6m9CGME5Q](https://youtu.be/watch?v=XE6m9CGME5Q)

The previous example showed how to take the derivative and indefinite integral of a power series without motivation for why we care about such operations. We may care for the sheer mathematical enjoyment “that we can”, which is motivation enough for many. However, we would be remiss to not recognize that we can learn a great deal from taking derivatives and indefinite integrals.

Recall that  $f(x) = \sum_{n=0}^{\infty} x^n$  in [Example 9.6.11](#) is a geometric series. According to [Theorem 9.2.7](#), this series converges to  $1/(1-x)$  when  $|x| < 1$ . Thus we can say

$$f(x) = \sum_{n=0}^{\infty} x^n = \frac{1}{1-x}, \text{ on } (-1, 1).$$

Integrating the power series, (as done in [Example 9.6.11](#).) we find

$$F(x) = C_1 + \sum_{n=0}^{\infty} \frac{x^{n+1}}{n+1}, \quad (9.6.1)$$

while integrating the function  $f(x) = 1/(1-x)$  gives

$$F(x) = -\ln|1-x| + C_2. \quad (9.6.2)$$

Equating Equations [\(9.6.1\)](#) and [\(9.6.2\)](#), we have

$$F(x) = C_1 + \sum_{n=0}^{\infty} \frac{x^{n+1}}{n+1} = -\ln|1-x| + C_2.$$

Letting  $x = 0$ , we have  $F(0) = C_1 = C_2$ . This implies that we can drop the constants and conclude

$$\sum_{n=0}^{\infty} \frac{x^{n+1}}{n+1} = -\ln|1-x|.$$

We established in [Example 9.6.11](#) that the series on the left converges at  $x = -1$ ; substituting  $x = -1$  on both sides of the above equality gives

$$-1 + \frac{1}{2} - \frac{1}{3} + \frac{1}{4} - \frac{1}{5} + \cdots = -\ln(2).$$

On the left we have the opposite of the Alternating Harmonic Series; on the right, we have  $-\ln(2)$ . We conclude that

$$1 - \frac{1}{2} + \frac{1}{3} - \frac{1}{4} + \cdots = \ln(2).$$

*Important:* We stated in [Key Idea 9.2.20](#) (in [Section 9.2](#)) that the Alternating Harmonic Series converges to  $\ln(2)$ , and referred to this fact again in [Example 9.5.6](#) of [Section 9.5](#). However, we never gave an argument for why this was the case. The work above finally shows how we conclude that the Alternating Harmonic Series converges to  $\ln(2)$ .

We use this type of analysis in the next example.

#### Example 9.6.12 Analyzing power series functions.

Let  $f(x) = \sum_{n=0}^{\infty} \frac{x^n}{n!}$ . Find  $f'(x)$  and  $\int f(x) dx$ , and use these to analyze the behavior of  $f(x)$ .

**Solution.** We start by making two notes: first, in [Example 9.6.8](#), we found the interval of convergence of this power series is  $(-\infty, \infty)$ . Second, we will find it useful later to have a few terms of the series written

out:

$$\sum_{n=0}^{\infty} \frac{x^n}{n!} = 1 + x + \frac{x^2}{2} + \frac{x^3}{6} + \frac{x^4}{24} + \cdots \quad (9.6.3)$$

We now find the derivative:

$$\begin{aligned} f'(x) &= \sum_{n=1}^{\infty} n \frac{x^{n-1}}{n!} \\ &= \sum_{n=1}^{\infty} \frac{x^{n-1}}{(n-1)!} = 1 + x + \frac{x^2}{2!} + \cdots \end{aligned}$$

Since the series starts at  $n = 1$  and each term refers to  $(n - 1)$ , we can re-index the series starting with  $n = 0$ :

$$\begin{aligned} &= \sum_{n=0}^{\infty} \frac{x^n}{n!} \\ &= f(x). \end{aligned}$$

We found the derivative of  $f(x)$  is  $f(x)$ . The only functions for which this is true are of the form  $y = ce^x$  for some constant  $c$ . As  $f(0) = 1$  (see Equation (9.6.3)),  $c$  must be 1. Therefore we conclude that

$$f(x) = \sum_{n=0}^{\infty} \frac{x^n}{n!} = e^x$$

for all  $x$ .

We can also find  $\int f(x) dx$ :

$$\begin{aligned} \int f(x) dx &= C + \sum_{n=0}^{\infty} \frac{x^{n+1}}{n!(n+1)} \\ &= C + \sum_{n=0}^{\infty} \frac{x^{n+1}}{(n+1)!} \end{aligned}$$

We write out a few terms of this last series:

$$C + \sum_{n=0}^{\infty} \frac{x^{n+1}}{(n+1)!} = C + x + \frac{x^2}{2} + \frac{x^3}{6} + \frac{x^4}{24} + \cdots$$

The integral of  $f(x)$  differs from  $f(x)$  only by a constant, again indicating that  $f(x) = e^x$ .

Example 9.6.12 and the work following Example 9.6.11 established relationships between a power series function and “regular” functions that we have dealt with in the past. In general, given a power series function, it is difficult (if not impossible) to express the function in terms of elementary functions. We chose examples where things worked out nicely.

In this section’s last example, we show how to solve a simple differential equation with a power series.

Video solution



[youtu.be/watch?v=SQm1BC7bwEw](https://youtu.be/watch?v=SQm1BC7bwEw)

**Example 9.6.13 Solving a differential equation with a power series.**

Give the first 4 terms of the power series solution to  $y' = 2y$ , where  $y(0) = 1$ .

**Solution.** The differential equation  $y' = 2y$  describes a function  $y = f(x)$  where the derivative of  $y$  is twice  $y$  and  $y(0) = 1$ . This is a rather simple differential equation; with a bit of thought one should realize that if  $y = Ce^{2x}$ , then  $y' = 2Ce^{2x}$ , and hence  $y' = 2y$ . By letting  $C = 1$  we satisfy the initial condition of  $y(0) = 1$ .

Let's ignore the fact that we already know the solution and find a power series function that satisfies the equation. The solution we seek will have the form

$$f(x) = \sum_{n=0}^{\infty} a_n x^n = a_0 + a_1 x + a_2 x^2 + a_3 x^3 + \cdots$$

for unknown coefficients  $a_n$ . We can find  $f'(x)$  using [Theorem 9.6.9](#):

$$f'(x) = \sum_{n=1}^{\infty} a_n \cdot n \cdot x^{n-1} = a_1 + 2a_2 x + 3a_3 x^2 + 4a_4 x^3 + \cdots$$

Since  $f'(x) = 2f(x)$ , we have

$$\begin{aligned} a_1 + 2a_2 x + 3a_3 x^2 + 4a_4 x^3 + \cdots &= 2(a_0 + a_1 x + a_2 x^2 + a_3 x^3 + \cdots) \\ &= 2a_0 + 2a_1 x + 2a_2 x^2 + 2a_3 x^3 + \cdots \end{aligned}$$

The coefficients of like powers of  $x$  must be equal, so we find that

$$a_1 = 2a_0, 2a_2 = 2a_1, 3a_3 = 2a_2, 4a_4 = 2a_3, \text{ etc.}$$

The initial condition  $y(0) = f(0) = 1$  indicates that  $a_0 = 1$ ; with this, we can find the values of the other coefficients:

$$\begin{aligned} a_0 &= 1 \text{ and } a_1 = 2a_0 \Rightarrow a_1 = 2; \\ a_1 &= 2 \text{ and } 2a_2 = 2a_1 \Rightarrow a_2 = 4/2 = 2; \\ a_2 &= 2 \text{ and } 3a_3 = 2a_2 \Rightarrow a_3 = 8/(2 \cdot 3) = 4/3; \\ a_3 &= 4/3 \text{ and } 4a_4 = 2a_3 \Rightarrow a_4 = 16/(2 \cdot 3 \cdot 4) = 2/3. \end{aligned}$$

Thus the first 5 terms of the power series solution to the differential equation  $y' = 2y$  is

$$f(x) = 1 + 2x + 2x^2 + \frac{4}{3}x^3 + \frac{2}{3}x^4 + \cdots$$

In [Section 9.7](#), as we study Taylor Series, we will learn how to recognize this series as describing  $y = e^{2x}$ .

Our last example illustrates that it can be difficult to recognize an elementary function by its power series expansion. It is far easier to start with a known function, expressed in terms of elementary functions, and represent it as a power series function. One may wonder why we would bother doing so, as the latter function probably seems more complicated. In the next two sections, we show both *how* to do this and *why* such a process can be beneficial.

## 9.6.1 Exercises

## Terms and Concepts

1. We adopt the convention that  $x^0 = \underline{\hspace{2cm}}$ , regardless of the value of  $x$ .
2. What is the difference between the radius of convergence and the interval of convergence?
3. If the radius of convergence of  $\sum_{n=0}^{\infty} a_n x^n$  is 5, what is the radius of convergence of  $\sum_{n=1}^{\infty} n \cdot a_n x^{n-1}$ ?
4. If the radius of convergence of  $\sum_{n=0}^{\infty} a_n x^n$  is 5, what is the radius of convergence of  $\sum_{n=0}^{\infty} (-1)^n a_n x^n$ ?

## Problems

**Exercise Group.** In the following exercises, write out the sum of the first 5 terms of the given power series.

5.  $\sum_{n=0}^{\infty} 2^n x^n$
6.  $\sum_{n=1}^{\infty} \frac{1}{n^2} x^n$
7.  $\sum_{n=0}^{\infty} \frac{1}{n!} x^n$
8.  $\sum_{n=0}^{\infty} \frac{(-1)^n}{(2n)!} x^{2n}$

**Exercise Group.** In the following exercises, a power series is given.

- (a) Find the radius of convergence.
- (b) Find the interval of convergence.

9.  $\sum_{n=0}^{\infty} \frac{(-1)^{n+1}}{n!} x^n$
10.  $\sum_{n=0}^{\infty} n x^n$
11.  $\sum_{n=1}^{\infty} \frac{(-1)^n (x-3)^n}{n}$
12.  $\sum_{n=0}^{\infty} \frac{(x+4)^n}{n!}$
13.  $\sum_{n=0}^{\infty} \frac{x^n}{2^n}$
14.  $\sum_{n=0}^{\infty} \frac{(-1)^n (x-5)^n}{10^n}$
15.  $\sum_{n=0}^{\infty} 5^n (x-1)^n$
16.  $\sum_{n=0}^{\infty} (-2)^n x^n$
17.  $\sum_{n=0}^{\infty} \sqrt{n} x^n$
18.  $\sum_{n=0}^{\infty} \frac{n}{3^n} x^n$
19.  $\sum_{n=0}^{\infty} \frac{3^n}{n!} (x-5)^n$
20.  $\sum_{n=0}^{\infty} (-1)^n n! (x-10)^n$
21.  $\sum_{n=1}^{\infty} \frac{x^n}{n^2}$
22.  $\sum_{n=1}^{\infty} \frac{(x+2)^n}{n^3}$
23.  $\sum_{n=0}^{\infty} n! \left(\frac{x}{10}\right)^n$
24.  $\sum_{n=0}^{\infty} n^2 \left(\frac{x+4}{4}\right)^n$

**Exercise Group.** In the following exercises, a function  $f(x) = \sum_{n=0}^{\infty} a_n x^n$  is given.

(a) Give a power series for  $f'(x)$  and its interval of convergence.

(b) Give a power series for  $\int f(x) dx$  and its interval of convergence.

25.  $\sum_{n=0}^{\infty} nx^n$

27.  $\sum_{n=0}^{\infty} \left(\frac{x}{2}\right)^n$

29.  $\sum_{n=0}^{\infty} \frac{(-1)^n x^{2n}}{(2n)!}$

26.  $\sum_{n=1}^{\infty} \frac{x^n}{n}$

28.  $\sum_{n=0}^{\infty} (-3x)^n$

30.  $\sum_{n=0}^{\infty} \frac{(-1)^n x^n}{n!}$

**Exercise Group.** In the following exercises, give the first 5 terms of the series that is a solution to the given differential equation.

31.  $y' = 3y, y(0) = 1$

33.  $y' = y^2, y(0) = 1$

35.  $y'' = -y, y(0) = 0, y'(0) = 1$

32.  $y' = 5y, y(0) = 5$

34.  $y' = y + 1, y(0) = 1$

36.  $y'' = 2y, y(0) = 1, y'(0) = 1$



## 9.7 Taylor Series

In [Section 9.6](#), we showed how certain functions can be represented by a power series function. In [Section 4.5](#), we showed how we can approximate functions with polynomials, given that enough derivative information is available. In this section we combine these concepts: if a function  $f(x)$  is infinitely differentiable, we show how to represent it with a power series function.

### Definition 9.7.2 Taylor and Maclaurin Series.

Let  $f(x)$  have derivatives of all orders at  $x = c$ .

1. The *Taylor Series* of  $f(x)$ , centered at  $c$  is

$$\sum_{n=0}^{\infty} \frac{f^{(n)}(c)}{n!} (x - c)^n.$$

2. Setting  $c = 0$  gives the *Maclaurin Series* of  $f(x)$ :

$$\sum_{n=0}^{\infty} \frac{f^{(n)}(0)}{n!} x^n.$$

If  $p_n(x)$  is the  $n$ th degree Taylor polynomial for  $f(x)$  centered at  $x = c$ , we saw how  $f(x)$  is *approximately equal* to  $p_n(x)$  near  $x = c$ . We also saw how increasing the degree of the polynomial generally reduced the error.

We are now considering *series*, where we sum an infinite set of terms. Our ultimate hope is to see the error vanish and claim a function is *equal* to its Taylor series.

When creating the Taylor polynomial of degree  $n$  for a function  $f(x)$  at  $x = c$ , we needed to evaluate  $f$ , and the first  $n$  derivatives of  $f$ , at  $x = c$ . When creating the Taylor series of  $f$ , it helps to find a pattern that describes the  $n$ th derivative of  $f$  at  $x = c$ . We demonstrate this in the next two examples.

### Example 9.7.3 The Maclaurin series of $f(x) = \cos(x)$ .

Find the Maclaurin series of  $f(x) = \cos(x)$ .

**Solution.** In [Example 4.5.19](#) we found the 8th degree Maclaurin polynomial of  $\cos(x)$ . In doing so, we created the table shown in [Figure 9.7.4](#). Notice how  $f^{(n)}(0) = 0$  when  $n$  is odd,  $f^{(n)}(0) = 1$  when  $n$  is divisible by 4, and  $f^{(n)}(0) = -1$  when  $n$  is even but not divisible by 4. Thus the Maclaurin series of  $\cos(x)$  is

$$1 - \frac{x^2}{2} + \frac{x^4}{4!} - \frac{x^6}{6!} + \frac{x^8}{8!} - \dots$$

We can go further and write this as a summation. The coefficients alternate between positive and negative. Since we only need the terms where the power of  $x$  is even, we write the power series in terms of  $x^{2n}$ :

$$\sum_{n=0}^{\infty} (-1)^n \frac{x^{2n}}{(2n)!}.$$

This Maclaurin series is a special type of power series. As such, we should determine its interval of convergence. Applying the Ratio Test,



[youtu.be/watch?v=4RC4SLmEjro](https://youtu.be/watch?v=4RC4SLmEjro)

**Figure 9.7.1** Video introduction to [Section 9.7](#)

$f(x) = \cos(x)$	$f(0) = 1$
$f'(x) = -\sin(x)$	$f'(0) = 0$
$f''(x) = -\cos(x)$	$f''(0) = -1$
$f'''(x) = \sin(x)$	$f'''(0) = 0$
$f^{(4)}(x) = \cos(x)$	$f^{(4)}(0) = 1$
$f^{(5)}(x) = -\sin(x)$	$f^{(5)}(0) = 0$
$f^{(6)}(x) = -\cos(x)$	$f^{(6)}(0) = -1$
$f^{(7)}(x) = \sin(x)$	$f^{(7)}(0) = 0$
$f^{(8)}(x) = \cos(x)$	$f^{(8)}(0) = 1$
$f^{(9)}(x) = -\sin(x)$	$f^{(9)}(0) = 0$

**Figure 9.7.4** Derivatives of  $f(x) = \cos(x)$  evaluated at  $x = 0$



[youtu.be/watch?v=97x6p1616z0](https://youtu.be/watch?v=97x6p1616z0)

we have

$$\begin{aligned} \lim_{n \rightarrow \infty} \frac{\left| \frac{(-1)^{n+1} x^{2(n+1)}}{(2(n+1))!} \right|}{\left| \frac{(-1)^n x^{2n}}{(2n)!} \right|} &= \lim_{n \rightarrow \infty} \left| \frac{x^{2n+2}}{x^{2n}} \right| \frac{(2n)!}{(2n+2)!} \\ &= \lim_{n \rightarrow \infty} \frac{|x|^2}{(2n+2)(2n+1)}. \end{aligned}$$

For any fixed  $x$ , this limit is 0. Therefore this power series has an infinite radius of convergence, converging for all  $x$ . It is important to note what we have, and have not, determined: we have determined the Maclaurin series for  $\cos(x)$  along with its interval of convergence. We *have not* shown that  $\cos(x)$  is *equal* to this power series.

**Example 9.7.3** found the Taylor Series representation of  $\cos(x)$ . We can easily find the Taylor Series representation of  $\sin(x)$  by recognizing that  $\int \cos(x) dx = \sin(x)$  and apply **Theorem 9.6.9**.

**Example 9.7.5** The Taylor series of  $f(x) = \ln(x)$  at  $x = 1$ .

Find the Taylor series of  $f(x) = \ln(x)$  centered at  $x = 1$ .

**Solution.** **Figure 9.7.6** shows the  $n$ th derivative of  $\ln(x)$  evaluated at  $x = 1$  for  $n = 0, \dots, 5$ , along with an expression for the  $n$ th term:

$$f^{(n)}(1) = (-1)^{n+1}(n-1)! \text{ for } n \geq 1.$$

Remember that this is what distinguishes Taylor series from Taylor polynomials; we are very interested in finding a pattern for the  $n$ th term, not just finding a finite set of coefficients for a polynomial.

Since  $f(1) = \ln(1) = 0$ , we skip the first term and start the summation with  $n = 1$ , giving the Taylor series for  $\ln(x)$ , centered at  $x = 1$ , as

$$\sum_{n=1}^{\infty} (-1)^{n+1} (n-1)! \frac{1}{n!} (x-1)^n = \sum_{n=1}^{\infty} (-1)^{n+1} \frac{(x-1)^n}{n}.$$

We now determine the interval of convergence, using the Ratio Test.

$$\begin{aligned} \lim_{n \rightarrow \infty} \frac{\left| \frac{(-1)^{n+2} (x-1)^{n+1}}{n+1} \right|}{\left| \frac{(-1)^{n+1} (x-1)^n}{n} \right|} &= \lim_{n \rightarrow \infty} \left| \frac{(x-1)^{n+1}}{(x-1)^n} \right| \frac{n}{n+1} \\ &= |x-1|. \end{aligned}$$

By the Ratio Test, we have convergence when  $|x-1| < 1$ : the radius of convergence is 1, and we have convergence on  $(0, 2)$ . We now check the endpoints.

At  $x = 0$ , the series is

$$\sum_{n=1}^{\infty} (-1)^{n+1} \frac{(-1)^n}{n} = - \sum_{n=1}^{\infty} \frac{1}{n},$$

which diverges (it is the Harmonic Series times  $(-1)$ .)

$f(x) = \ln(x)$	$f(1) = 0$
$f'(x) = 1/x$	$f'(1) = 1$
$f''(x) = -1/x^2$	$f''(1) = -1$
$f'''(x) = 2/x^3$	$f'''(1) = 2$
$f^{(4)}(x) = -6/x^4$	$f^{(4)}(1) = -6$
$f^{(5)}(x) = 24/x^5$	$f^{(5)}(1) = 24$
$\vdots$	$\vdots$
$f^{(n)}(x) = \frac{(-1)^{n+1}(n-1)!}{x^n}$	$f^{(n)}(1) = (-1)^{n+1}(n-1)!$

**Figure 9.7.6** Derivatives of  $\ln(x)$  evaluated at  $x = 1$

At  $x = 2$ , the series is

$$\sum_{n=1}^{\infty} (-1)^{n+1} \frac{(1)^n}{n} = \sum_{n=1}^{\infty} (-1)^{n+1} \frac{1}{n},$$

the Alternating Harmonic Series, which converges.

We have found the Taylor series of  $\ln x$  centered at  $x = 1$ , and have determined the series converges on  $(0, 2]$ . We cannot (yet) say that  $\ln x$  is equal to this Taylor series on  $(0, 2]$ .

It is important to note that [Definition 9.7.2](#) defines a Taylor series given a function  $f(x)$ , but makes no claim about their equality. We will find that “most of the time” they are equal, but we need to consider the conditions that allow us to conclude this.

[Theorem 4.5.16](#) states that the error between a function  $f(x)$  and its  $n$ th-degree Taylor polynomial  $p_n(x)$  is  $R_n(x)$ , where

$$|R_n(x)| \leq \frac{\max |f^{(n+1)}(z)|}{(n+1)!} |(x-c)^{(n+1)}|.$$

If  $R_n(x)$  goes to 0 for each  $x$  in an interval  $I$  as  $n$  approaches infinity, we conclude that the function is equal to its Taylor series expansion.

#### Theorem 9.7.7 Function and Taylor Series Equality.

Let  $f(x)$  have derivatives of all orders at  $x = c$ , let  $R_n(x)$  be as stated in [Theorem 4.5.16](#), and let  $I$  be an interval on which the Taylor series of  $f(x)$  converges. If  $\lim_{n \rightarrow \infty} R_n(x) = 0$  for all  $x$  in  $I$ , then

$$f(x) = \sum_{n=0}^{\infty} \frac{f^{(n)}(c)}{n!} (x-c)^n \text{ on } I.$$

We demonstrate the use of this theorem in an example.

#### Example 9.7.9 Establishing equality of a function and its Taylor series.

Show that  $f(x) = \cos(x)$  is equal to its Maclaurin series, as found in [Example 9.7.3](#), for all  $x$ .

**Solution.** Given a value  $x$ , the magnitude of the error term  $R_n(x)$  is bounded by

$$|R_n(x)| \leq \frac{\max |f^{(n+1)}(z)|}{(n+1)!} |x^{n+1}|.$$

Since all derivatives of  $\cos(x)$  are  $\pm \sin(x)$  or  $\pm \cos(x)$ , whose magnitudes are bounded by 1, we can state

$$|R_n(x)| \leq \frac{1}{(n+1)!} |x^{n+1}|$$

which implies

$$-\frac{|x^{n+1}|}{(n+1)!} \leq R_n(x) \leq \frac{|x^{n+1}|}{(n+1)!}. \quad (9.7.1)$$

For any  $x$ ,  $\lim_{n \rightarrow \infty} \frac{x^{n+1}}{(n+1)!} = 0$ . Applying the Squeeze Theorem to [Equa-](#)

#### Video solution



[youtu.be/watch?v=Bdk4lGckz7o](https://youtu.be/watch?v=Bdk4lGckz7o)

It can be shown that  $\ln(x)$  is equal to this Taylor series on  $(0, 2]$ . From the work in [Example 9.7.5](#), this justifies our previous declaration that the Alternating Harmonic Series converges to  $\ln(2)$ .



[youtu.be/watch?v=FF3m792UGiA](https://youtu.be/watch?v=FF3m792UGiA)

**Figure 9.7.8** Video presentation of [Theorem 9.7.7](#)

tion (9.7.1), we conclude that  $\lim_{n \rightarrow \infty} R_n(x) = 0$  for all  $x$ , and hence

$$\cos(x) = \sum_{n=0}^{\infty} (-1)^n \frac{x^{2n}}{(2n)!} \text{ for all } x.$$

It is natural to assume that a function is equal to its Taylor series on the series' interval of convergence, but this is not always the case. In order to properly establish equality, one must use [Theorem 9.7.7](#). This is a bit disappointing, as we developed beautiful techniques for determining the interval of convergence of a power series, and proving that  $R_n(x) \rightarrow 0$  can be difficult. For instance, it is not a simple task to show that  $\ln x$  equals its Taylor series on  $(0, 2]$  as found in [Example 9.7.5](#); in the Exercises, the reader is only asked to show equality on  $(1, 2)$ , which is simpler.

There is good news. A function  $f(x)$  that is equal to its Taylor series, centered at any point in the domain of  $f(x)$ , is said to be an *analytic function*, and most, if not all, functions that we encounter within this course are analytic functions. Generally speaking, any function that one creates with elementary functions (polynomials, exponentials, trigonometric functions, etc.) that is not piecewise defined is probably analytic. For most functions, we assume the function is equal to its Taylor series on the series' interval of convergence and only use [Theorem 9.7.7](#) when we suspect something may not work as expected.

We develop the Taylor series for one more important function, then give a table of the Taylor series for a number of common functions.

#### Example 9.7.10 The Binomial Series.

Find the Maclaurin series of  $f(x) = (1+x)^k$ ,  $k \neq 0$ .

**Solution.** When  $k$  is a positive integer, the Maclaurin series is finite. For instance, when  $k = 4$ , we have

$$f(x) = (1+x)^4 = 1 + 4x + 6x^2 + 4x^3 + x^4.$$

The coefficients of  $x$  when  $k$  is a positive integer are known as the *binomial coefficients*, giving the series we are developing its name.

When  $k = 1/2$ , we have  $f(x) = \sqrt{1+x}$ . Knowing a series representation of this function would give a useful way of approximating  $\sqrt{1.3}$ , for instance.

To develop the Maclaurin series for  $f(x) = (1+x)^k$  for any value of  $k \neq 0$ , we consider the derivatives of  $f$  evaluated at  $x = 0$ :

$$\begin{array}{ll} f(x) = (1+x)^k & f(0) = 1 \\ f'(x) = k(1+x)^{k-1} & f'(0) = k \\ f''(x) = k(k-1)(1+x)^{k-2} & f''(0) = k(k-1) \\ f'''(x) = k(k-1)(k-2)(1+x)^{k-3} & f'''(0) = k(k-1)(k-2) \\ \vdots & \vdots \end{array}$$

For a general  $n$ ,

$$f^{(n)}(x) = k(k-1) \cdots (k-(n-1))(1+x)^{k-n},$$

giving  $f^{(n)}(0) = k(k-1) \cdots (k-(n-1))$ .

Thus the Maclaurin series for  $f(x) = (1+x)^k$  is

$$(1+x)^k = 1 + kx + \frac{k(k-1)}{2!}x^2 + \frac{k(k-1)(k-2)}{3!}x^3 + \dots$$

$$\dots + \frac{k(k-1)\dots(k-(n-1))}{n!}(x-c)^n + \dots$$

It is important to determine the interval of convergence of this series.

With

$$a_n = \frac{k(k-1)\dots(k-(n-1))}{n!}x^n,$$

we apply the Ratio Test:

$$\begin{aligned}\lim_{n \rightarrow \infty} \frac{|a_{n+1}|}{|a_n|} &= \lim_{n \rightarrow \infty} \frac{\left| \frac{k(k-1)\dots(k-(n-1))(k-n)}{(n+1)!}x^{n+1} \right|}{\left| \frac{k(k-1)\dots(k-(n-1))}{n!}x^n \right|} \\ &= \lim_{n \rightarrow \infty} \left| \frac{k-n}{n+1}x \right| \\ &= |x|.\end{aligned}$$

The series converges absolutely when the limit of the Ratio Test is less than 1; therefore, we have absolute convergence when  $|x| < 1$ .

While outside the scope of this text, the interval of convergence depends on the value of  $k$ . When  $k > 0$ , the interval of convergence is  $[-1, 1]$ .

When  $-1 < k < 0$ , the interval of convergence is  $[-1, 1)$ . If  $k \leq -1$ , the interval of convergence is  $(-1, 1)$ .

Video solution



[youtu.be/watch?v=uQouiDtMuDY](https://youtu.be/watch?v=uQouiDtMuDY)

We learned that Taylor polynomials offer a way of approximating a “difficult to compute” function with a polynomial. Taylor series offer a way of exactly representing a function with a series. One probably can see the use of a good approximation; is there any use of representing a function exactly as a series?

While we should not overlook the mathematical beauty of Taylor series (which is reason enough to study them), there are practical uses as well. They provide a valuable tool for solving a variety of problems, including problems relating to integration and differential equations.

In [Key Idea 9.7.11](#) (on the following page) we give a table of the Taylor series of a number of common functions. We then give a theorem about the “algebra of power series,” that is, how we can combine power series to create power series of new functions. This allows us to find the Taylor series of functions like  $f(x) = e^x \cos(x)$  by knowing the Taylor series of  $e^x$  and  $\cos(x)$ .

Before we investigate combining functions, consider the Taylor series for the arctangent function (see [Key Idea 9.7.11](#)). Knowing that  $\tan^{-1}(1) = \pi/4$ , we can use this series to approximate the value of  $\pi$ :

$$\begin{aligned}\frac{\pi}{4} &= \tan^{-1}(1) = 1 - \frac{1}{3} + \frac{1}{5} - \frac{1}{7} + \frac{1}{9} - \dots \\ \pi &= 4 \left( 1 - \frac{1}{3} + \frac{1}{5} - \frac{1}{7} + \frac{1}{9} - \dots \right)\end{aligned}$$

Unfortunately, this particular expansion of  $\pi$  converges very slowly. The first 100 terms approximate  $\pi$  as 3.13159, which is not particularly good.

**Key Idea 9.7.11 Important Taylor Series Expansions.**

Function and Series	First Few Terms	Interval of Convergence
$e^x = \sum_{n=0}^{\infty} \frac{x^n}{n!}$	$1 + x + \frac{x^2}{2!} + \frac{x^3}{3!} + \dots$	$(-\infty, \infty)$
$\sin(x) = \sum_{n=0}^{\infty} (-1)^n \frac{x^{2n+1}}{(2n+1)!}$	$x - \frac{x^3}{3!} + \frac{x^5}{5!} - \frac{x^7}{7!} + \dots$	$(-\infty, \infty)$
$\cos(x) = \sum_{n=0}^{\infty} (-1)^n \frac{x^{2n}}{(2n)!}$	$1 - \frac{x^2}{2!} + \frac{x^4}{4!} - \frac{x^6}{6!} + \dots$	$(-\infty, \infty)$
$\ln(x) = \sum_{n=1}^{\infty} (-1)^{n+1} \frac{(x-1)^n}{n}$	$(x-1) - \frac{(x-1)^2}{2} + \frac{(x-1)^3}{3} - \dots$	$(0, 2]$
$\frac{1}{1-x} = \sum_{n=0}^{\infty} x^n$	$1 + x + x^2 + x^3 + \dots$	$(-1, 1)$
$\tan^{-1}(x) = \sum_{n=0}^{\infty} (-1)^n \frac{x^{2n+1}}{2n+1}$	$x - \frac{x^3}{3} + \frac{x^5}{5} - \frac{x^7}{7} + \dots$	$[-1, 1]$
$(1+x)^k = \sum_{n=0}^{\infty} \binom{k}{n} x^n$	$1 + kx + \frac{k(k-1)}{2!} x^2 + \dots$	$(-1, 1)$

Note that for  $(1+x)^k$ , the interval of convergence may contain one or both endpoints, depending on the value of  $k$ , and we are using the generalized binomial coefficients

$$\binom{k}{n} = \frac{k(k-1) \cdots (k-(n-1))}{n!}.$$

**Theorem 9.7.12 Algebra of Power Series.**

Let  $f(x) = \sum_{n=0}^{\infty} a_n x^n$  and  $g(x) = \sum_{n=0}^{\infty} b_n x^n$  converge absolutely for  $|x| < R$ , and let  $h(x)$  be a polynomial function.

1.  $f(x) \pm g(x) = \sum_{n=0}^{\infty} (a_n \pm b_n) x^n$  for  $|x| < R$ .
2.  $f(x)g(x) = \left( \sum_{n=0}^{\infty} a_n x^n \right) \left( \sum_{n=0}^{\infty} b_n x^n \right) = \sum_{n=0}^{\infty} (a_0 b_n + a_1 b_{n-1} + \dots + a_n b_0) x^n$  for  $|x| < R$ .
3.  $f(h(x)) = \sum_{n=0}^{\infty} a_n (h(x))^n$  for  $|h(x)| < R$ .

Note that we require  $h(x)$  to be a polynomial function in [Theorem 9.7.12](#). If we plug a function that is not polynomial into a power series, the result will no longer be a power series. If one is very careful about the centre and radius of convergence, it is technically possible to substitute the Taylor series for a general function  $h(x)$  into the Taylor series for  $f(x)$ , and the result will be the Taylor series for  $f(h(x))$ .

In practice,  $h(x)$  is typically a monomial function of the form  $h(x) = ax^n$ . For anything more complicated, rearranging the power series into a standard form becomes a nightmare.

**Example 9.7.13 Combining Taylor series.**

Write out the first 3 terms of the Taylor Series for  $f(x) = e^x \cos(x)$  using [Key Idea 9.7.11](#) and [Theorem 9.7.12](#).

**Solution.** Key Idea 9.7.11 informs us that

$$e^x = 1 + x + \frac{x^2}{2!} + \frac{x^3}{3!} + \cdots \text{ and } \cos(x) = 1 - \frac{x^2}{2!} + \frac{x^4}{4!} + \cdots.$$

Applying Theorem 9.7.12, we find that

$$e^x \cos(x) = \left(1 + x + \frac{x^2}{2!} + \frac{x^3}{3!} + \cdots\right) \left(1 - \frac{x^2}{2!} + \frac{x^4}{4!} + \cdots\right).$$

Distribute the right hand expression across the left:

$$\begin{aligned} e^x \cos(x) &= 1 \left(1 - \frac{x^2}{2!} + \frac{x^4}{4!} + \cdots\right) + x \left(1 - \frac{x^2}{2!} + \frac{x^4}{4!} + \cdots\right) \\ &\quad + \frac{x^2}{2!} \left(1 - \frac{x^2}{2!} + \frac{x^4}{4!} + \cdots\right) + \frac{x^3}{3!} \left(1 - \frac{x^2}{2!} + \frac{x^4}{4!} + \cdots\right) \\ &\quad + \frac{x^4}{4!} \left(1 - \frac{x^2}{2!} + \frac{x^4}{4!} + \cdots\right) + \cdots \end{aligned}$$

If we distribute again and collect like terms, we find

$$e^x \cos(x) = 1 + x - \frac{x^3}{3} - \frac{x^4}{6} - \frac{x^5}{30} + \frac{x^7}{630} + \cdots.$$

While this process is a bit tedious, it is much faster than evaluating all the necessary derivatives of  $e^x \cos(x)$  and computing the Taylor series directly.

Because the series for  $e^x$  and  $\cos(x)$  both converge on  $(-\infty, \infty)$ , so does the series expansion for  $e^x \cos(x)$ .



[youtu.be/watch?v=v-y5IH796gY](https://youtu.be/watch?v=v-y5IH796gY)

**Figure 9.7.14** Deriving the Taylor series for  $\arctan(x)$  in Key Idea 9.7.11

**Video solution**



[youtu.be/watch?v=rUBF6BC201g](https://youtu.be/watch?v=rUBF6BC201g)

### Example 9.7.15 Creating new Taylor series.

Use Theorem 9.7.12 to create series for  $y = \sin(x^2)$  and  $y = x^3/(3 + x^4)$ .

**Solution.** Given that

$$\sin(x) = \sum_{n=0}^{\infty} (-1)^n \frac{x^{2n+1}}{(2n+1)!} = x - \frac{x^3}{3!} + \frac{x^5}{5!} - \frac{x^7}{7!} + \cdots,$$

we simply substitute  $x^2$  for  $x$  in the series, giving

$$\begin{aligned} \sin(x^2) &= \sum_{n=0}^{\infty} (-1)^n \frac{(x^2)^{2n+1}}{(2n+1)!} \\ &= \sum_{n=0}^{\infty} (-1)^n \frac{x^{4n+2}}{(2n+1)!} \\ &= x^2 - \frac{x^6}{3!} + \frac{x^{10}}{5!} - \frac{x^{14}}{7!} + \cdots \end{aligned}$$

Since the Taylor series for  $\sin(x)$  has an infinite radius of convergence, so does the Taylor series for  $\sin(x^2)$ .

For  $y = x^3/(3 + x^4)$ , we begin with the geometric series expansion

$$\frac{1}{1-x} = \sum_{n=0}^{\infty} x^n.$$

Note that we can write

$$\frac{1}{3+x^4} = \frac{1}{3} \cdot \frac{1}{1+x^4/3} = \frac{1}{3} \cdot \frac{1}{1-(-x^4/3)}.$$

Substituting  $-x^4/3$  into the geometric series expansion, we get

$$\frac{1}{3+x^4} = \sum_{n=0}^{\infty} (-x^4/3)^n = \sum_{n=0}^{\infty} \frac{(-1)^n x^{4n}}{3^n}.$$

Finally, we can multiply both sides of the above equation by  $x^3$  to obtain

$$\frac{x^3}{3+x^4} = x^3 \sum_{n=0}^{\infty} \frac{(-1)^n x^{4n}}{3^n} = \sum_{n=0}^{\infty} \frac{(-1)^n x^{4n+3}}{3^n}.$$

Video solution



[youtu.be/watch?v=j3eHOO9taNQ](https://youtu.be/watch?v=j3eHOO9taNQ)

### Example 9.7.16 A (somewhat foolish) combination of Taylor series.

Discuss possible methods for obtaining a Taylor series expansion for  $f(x) = \ln(\sqrt{x})$ .

**Solution.** Since  $f(x)$  is a composition, our first instinct might be to apply Theorem 9.7.12 to the problem. However,  $\sqrt{x}$  is not a polynomial function, and neither  $\ln(x)$  nor  $\sqrt{x}$  have Maclaurin series expansions. You might already see a simple way to proceed, but let us first consider the following:  $\sqrt{x} = (1 + (x-1))^{1/2}$  can be expanded as a binomial series centered at  $x = 1$ . We also know the Taylor series for  $\ln(x)$  at  $x = 1$ , and note that  $\sqrt{1} = 1$ , so when  $x$  is near 1, so is  $\sqrt{x}$ .

What happens if we take the Taylor series

$$\ln(x) = \sum_{n=1}^{\infty} (-1)^{n+1} \frac{(x-1)^n}{n} = (x-1) - \frac{(x-1)^2}{2} + \frac{(x-1)^3}{3} - \dots$$

and substitute in

$$\sqrt{x} = \sum_{n=0}^{\infty} \binom{1/2}{n} (x-1)^n = 1 + \frac{1}{2}(x-1) - \frac{1}{4}(x-1)^2 + \dots,$$

where  $\binom{1/2}{n} = \frac{1/2(1/2-1)\cdots(1/2-(n-1))}{n!}$  denotes the binomial coefficient?

Short answer: a mess. We have to replace each occurrence of  $x-1$  in the power series for  $\ln(x)$  with  $\sqrt{x}-1 = \frac{1}{2}(x-1) - \frac{1}{4}(x-1)^2 + \frac{1}{16}(x-1)^3 + \dots$ , and then expand, and collect terms. If we do this, keeping only terms up to  $(x-1)^3$ , we find:

$$\begin{aligned} \ln(\sqrt{x}) &= \left( \frac{1}{2}(x-1) - \frac{1}{4}(x-1)^2 + \frac{1}{16}(x-1)^3 + \dots \right) \\ &\quad - \frac{1}{2} \left( \frac{1}{2}(x-1) - \frac{1}{4}(x-1)^2 + \frac{1}{16}(x-1)^3 + \dots \right)^2 \\ &\quad + \frac{1}{3} \left( \frac{1}{2}(x-1) - \frac{1}{4}(x-1)^2 + \frac{1}{16}(x-1)^3 + \dots \right)^3 + \dots \\ &= \frac{1}{2}(x-1) - \frac{1}{4}(x-1)^2 + \frac{1}{6}(x-1)^3 - \dots \end{aligned}$$



But of course, there was a better way all along:

$$\ln(\sqrt{x}) = \ln(x^{1/2}) = \frac{1}{2} \ln(x)$$

using properties of the logarithm, and indeed, the result above is the same as the one we would have obtained by simply multiplying the Taylor series for  $\ln(x)$  by  $\frac{1}{2}$ . Power series manipulation is a powerful technique, but one should not apply it blindly.

### Example 9.7.17 Using Taylor series to approximate a composition.

Use Taylor series to determine a degree 5 Taylor polynomial approximation to  $f(x) = e^{\sin(x)}$ .

**Solution.** Here we want to apply [Theorem 9.7.12](#), but  $h(x) = \sin(x)$  is not a polynomial. However, we are interested in approximation, so we replace  $\sin(x)$  by the Maclaurin polynomial

$$q(x) = x - \frac{x^3}{3!} + \frac{x^5}{5!}.$$

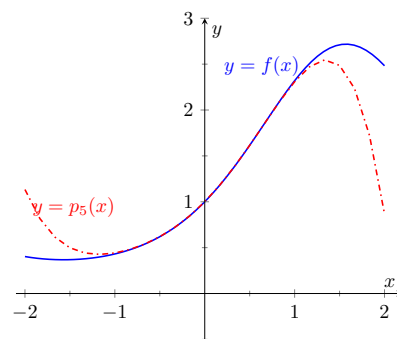
The Maclaurin series for  $f(x) = e^x$  is given by

$$e^x = \sum_{n=0}^{\infty} \frac{x^n}{n!}.$$

Next, we substitute  $q(x)$  into the series for  $e^x$ . The algebra gets very messy, but we can simplify things: since we want the degree 5 approximation, there is no need to write down terms involving  $x^6$  or higher powers.

$$\begin{aligned} e^{\sin(x)} &\approx 1 + q(x) + \frac{1}{2!}q(x)^2 + \frac{1}{3!}q(x)^3 + \frac{1}{4!}q(x)^4 + \frac{1}{5!}q(x)^5 \\ &= 1 + \left(x - \frac{x^3}{6} + \frac{x^5}{120}\right) + \frac{1}{2} \left(x - \frac{x^3}{6} + \frac{x^5}{120}\right)^2 \\ &\quad + \frac{1}{6} \left(x - \frac{x^3}{6} + \frac{x^5}{120}\right)^3 + \frac{1}{24} \left(x - \frac{x^3}{6} + \frac{x^5}{120}\right)^4 \\ &\quad + \frac{1}{120} \left(x - \frac{x^3}{6} + \frac{x^5}{120}\right)^5 \\ &= 1 + x - \frac{x^3}{6} + \frac{x^5}{120} + \frac{1}{2} \left(x^2 - \frac{1}{3}x^4 + \dots\right) + \frac{1}{6} \left(x^3 - \frac{1}{2}x^5 + \dots\right) \\ &\quad + \frac{1}{24} (x^4 + \dots) + \frac{1}{120} (x^5 + \dots) \\ &= 1 + x + \frac{1}{2}x^2 - \frac{1}{8}x^4 - \frac{1}{15}x^5 + \dots \end{aligned}$$

While the algebra is a bit of a mess, it is often less work than computing the Taylor polynomial directly, as the derivatives of a composite function quickly get complicated. The function  $f(x) = e^{\sin(x)}$  and its approximation are plotted in [Figure 9.7.18](#) below. Note that our polynomial approximation is very good on  $[-1, 1]$ .



**Figure 9.7.18** A graph of  $f(x)$  and its degree 5 Maclaurin polynomial

In the previous example, the reader might be left wondering why we would

bother with all that algebra, when the computer could have given us the result in seconds. One reason is simply that it lets us see how these different pieces fit together. Computing a Taylor polynomial by combining existing results will give the same polynomial as computing derivatives. Also we see that we can compute an approximation by replacing both parts of a composition with approximations. In the last couple of examples in this chapter, we see another reason: often we have to define functions in terms of power series derived through integration, or the solution of a differential equation, where there is no known function we can simply plug into the computer.

**Example 9.7.19 Using Taylor series to evaluate definite integrals.**

Use the Taylor series of  $e^{-x^2}$  to evaluate  $\int_0^1 e^{-x^2} dx$ .

**Solution.** We learned, when studying Numerical Integration, that  $e^{-x^2}$  does not have an antiderivative expressible in terms of elementary functions. This means any definite integral of this function must have its value approximated, and not computed exactly.

We can quickly write out the Taylor series for  $e^{-x^2}$  using the Taylor series of  $e^x$ :

$$e^x = \sum_{n=0}^{\infty} \frac{x^n}{n!} = 1 + x + \frac{x^2}{2!} + \frac{x^3}{3!} + \cdots$$

and so

$$\begin{aligned} e^{-x^2} &= \sum_{n=0}^{\infty} \frac{(-x^2)^n}{n!} \\ &= \sum_{n=0}^{\infty} (-1)^n \frac{x^{2n}}{n!} \\ &= 1 - x^2 + \frac{x^4}{2!} - \frac{x^6}{3!} + \cdots \end{aligned}$$

We use [Theorem 9.6.9](#) to integrate:

$$\int e^{-x^2} dx = C + x - \frac{x^3}{3} + \frac{x^5}{5 \cdot 2!} - \frac{x^7}{7 \cdot 3!} + \cdots + (-1)^n \frac{x^{2n+1}}{(2n+1)n!} + \cdots$$

This is the antiderivative of  $e^{-x^2}$ ; while we can write it out as a series, we cannot write it out in terms of elementary functions. We can evaluate the definite integral  $\int_0^1 e^{-x^2} dx$  using this antiderivative; substituting 1 and 0 for  $x$  and subtracting gives

$$\int_0^1 e^{-x^2} dx = 1 - \frac{1}{3} + \frac{1}{5 \cdot 2!} - \frac{1}{7 \cdot 3!} + \frac{1}{9 \cdot 4!} \cdots$$

Summing the 5 terms shown above give the approximation of 0.74749. Since this is an alternating series, we can use the Alternating Series Approximation Theorem, ([Theorem 9.5.7](#)), to determine how accurate this approximation is. The next term of the series is  $1/(11 \cdot 5!) \approx 0.00075758$ . Thus we know our approximation is within 0.00075758 of the actual value of the integral. This is arguably much less work than using Simpson's Rule to approximate the value of the integral.

Video solution



[youtu.be/watch?v=WhpEci26gUA](https://youtu.be/watch?v=WhpEci26gUA)

**Example 9.7.20 Using Taylor series to solve differential equations.**

Solve the differential equation  $y' = 2y$  in terms of a power series, and use the theory of Taylor series to recognize the solution in terms of an elementary function.

**Solution.** We found the first 5 terms of the power series solution to this differential equation in [Example 9.6.13](#) in [Section 9.6](#). These are:

$$a_0 = 1, a_1 = 2, a_2 = \frac{4}{2} = 2, a_3 = \frac{8}{2 \cdot 3} = \frac{4}{3}, a_4 = \frac{16}{2 \cdot 3 \cdot 4} = \frac{2}{3}.$$

We include the “unsimplified” expressions for the coefficients found in [Example 9.6.13](#) as we are looking for a pattern. It can be shown that  $a_n = 2^n/n!$ . Thus the solution, written as a power series, is

$$y = \sum_{n=0}^{\infty} \frac{2^n}{n!} x^n = \sum_{n=0}^{\infty} \frac{(2x)^n}{n!}.$$

Using [Key Idea 9.7.11](#) and [Theorem 9.7.12](#), we recognize  $f(x) = e^{2x}$ :

$$e^x = \sum_{n=0}^{\infty} \frac{x^n}{n!} \quad \Rightarrow \quad e^{2x} = \sum_{n=0}^{\infty} \frac{(2x)^n}{n!}.$$

Finding a pattern in the coefficients that match the series expansion of a known function, such as those shown in [Key Idea 9.7.11](#), can be difficult. What if the coefficients in the previous example were given in their reduced form; how could we still recover the function  $y = e^{2x}$ ?

Suppose that all we know is that

$$a_0 = 1, a_1 = 2, a_2 = 2, a_3 = \frac{4}{3}, a_4 = \frac{2}{3}.$$

[Definition 9.7.2](#) states that each term of the Taylor expansion of a function includes an  $n!$ . This allows us to say that

$$a_2 = 2 = \frac{b_2}{2!}, a_3 = \frac{4}{3} = \frac{b_3}{3!}, \text{ and } a_4 = \frac{2}{3} = \frac{b_4}{4!}$$

for some values  $b_2$ ,  $b_3$  and  $b_4$ . Solving for these values, we see that  $b_2 = 4$ ,  $b_3 = 8$  and  $b_4 = 16$ . That is, we are recovering the pattern we had previously seen, allowing us to write

$$\begin{aligned} f(x) &= \sum_{n=0}^{\infty} a_n x^n = \sum_{n=0}^{\infty} \frac{b_n}{n!} x^n \\ &= 1 + 2x + \frac{4}{2!} x^2 + \frac{8}{3!} x^3 + \frac{16}{4!} x^4 + \cdots \end{aligned}$$

From here it is easier to recognize that the series is describing an exponential function.

There are simpler, more direct ways of solving the differential equation  $y' = 2y$ , as discussed in [Chapter 8](#). We applied power series techniques to this equation to demonstrate its utility, and went on to show how *sometimes* we are able to recover the solution in terms of elementary functions using the theory of Taylor series. Most differential equations faced in real scientific and engineering situations are much more complicated than this one, but power series can offer a valuable tool in finding, or at least approximating, the solution.

Video solution



[youtu.be/watch?v=ojjEGO5H8qQ](https://youtu.be/watch?v=ojjEGO5H8qQ)

This chapter introduced sequences, which are ordered lists of numbers, followed by series, wherein we add up the terms of a sequence. We quickly saw that such sums do not always add up to “infinity,” but rather converge. We studied tests for convergence, then ended the chapter with a formal way of defining functions based on series. Such “series-defined functions” are a valuable tool in solving a number of different problems throughout science and engineering.

Coming in the next chapters are new ways of defining curves in the plane apart from using functions of the form  $y = f(x)$ . Curves created by these new methods can be beautiful, useful, and important.

## 9.7.1 Exercises

## Terms and Concepts

1. What is the difference between a Taylor polynomial and a Taylor series?
2. What theorem must we use to show that a function is equal to its Taylor series?

## Problems

**Exercise Group.** [Key Idea 9.7.11](#) gives the  $n$ th term of the Taylor series of common functions. In the following exercises, verify the formula given in the Key Idea by finding the first few terms of the Taylor series of the given function and identifying a pattern.

- |                            |                                 |
|----------------------------|---------------------------------|
| 3. $f(x) = e^x; c = 0$     | 4. $f(x) = \sin(x); c = 0$      |
| 5. $f(x) = 1/(1-x); c = 0$ | 6. $f(x) = \tan^{-1}(x); c = 0$ |

**Exercise Group.** In the following exercises, find a formula for the  $n$ th term of the Taylor series of  $f(x)$ , centered at  $c$ , by finding the coefficients of the first few powers of  $x$  and looking for a pattern. (The formulas for several of these are found in [Key Idea 9.7.11](#); show work verifying these formula.)

- |                                |                                 |
|--------------------------------|---------------------------------|
| 7. $f(x) = \cos(x); c = \pi/2$ | 8. $f(x) = 1/x; c = 1$          |
| 9. $f(x) = e^{-x}; c = 0$      | 10. $f(x) = \ln(1+x); c = 0$    |
| 11. $f(x) = x/(x+1); c = 1$    | 12. $f(x) = \sin(x); c = \pi/4$ |

**Exercise Group.** In the following exercises, show that the Taylor series for  $f(x)$ , as given in [Key Idea 9.7.11](#), is equal to  $f(x)$  by applying [Theorem 9.7.7](#); that is, show  $\lim_{n \rightarrow \infty} R_n(x) = 0$ .

- |   |   |
|---|---|
| 13. $f(x) = e^x$                                      | 14. $f(x) = \sin(x)$                                    |
| 15. $f(x) = \ln(x)$ (show equality only on $(1, 2)$ ) | 16. $f(x) = 1/(1-x)$ (show equality only on $(-1, 0)$ ) |

**Exercise Group.** In the following exercises, use the Taylor series given in [Key Idea 9.7.11](#) to verify the given identity.

- |                                       |  |
|---------------------------------------|--|
| 17. $\cos(-x) = \cos(x)$              | 18. $\sin(-x) = -\sin(x)$              |
| 19. $\frac{d}{dx}(\sin(x)) = \cos(x)$ | 20. $\frac{d}{dx}(\cos(x)) = -\sin(x)$ |

**Exercise Group.** In the following exercises, write out the first 5 terms of the Binomial series with the given  $k$ -value.

- |               |                |
|---------------|----------------|
| 21. $k = 1/2$ | 22. $k = -1/2$ |
| 23. $k = 1/3$ | 24. $k = 4$    |

**Exercise Group.** In the following exercises, use the Taylor series given in [Key Idea 9.7.11](#) to create the Taylor series of the given functions.

- |  |  |
|--|--|
| 25. $f(x) = \cos(x^2)$                                 | 26. $f(x) = e^{-x}$  |
| 27. $f(x) = \sin(2x+3)$                                | 28. $f(x) = \tan^{-1}(x/2)$                                    |
| 29. $f(x) = e^x \sin(x)$ (only find the first 4 terms) | 30. $f(x) = (1+x)^{1/2} \cos(x)$ (only find the first 4 terms) |

**Exercise Group.** In the following exercises, approximate the value of the given definite integral by using the first 4 nonzero terms of the integrand's Taylor series.

- |  |   |
|--|---|
| 31. $\int_0^{\sqrt{\pi}} \sin(x^2) dx$ | 32. $\int_0^{\sqrt[3]{\pi}} \cos(x^3) dx$ |
|--|---|

## Chapter 10

# Curves in the Plane

We have explored functions of the form  $y = f(x)$  closely throughout this text. We have explored their limits, their derivatives and their antiderivatives; we have learned to identify key features of their graphs, such as relative maxima and minima, inflection points and asymptotes; we have found equations of their tangent lines, the areas between portions of their graphs and the  $x$ -axis, and the volumes of solids generated by revolving portions of their graphs about a horizontal or vertical axis.

Despite all this, the graphs created by functions of the form  $y = f(x)$  are limited. Since each  $x$ -value can correspond to only 1  $y$ -value, common shapes like circles cannot be fully described by a function in this form. Fittingly, the “vertical line test” excludes vertical lines from being functions of  $x$ , even though these lines are important in mathematics.

In this chapter we’ll explore new ways of drawing curves in the plane. We’ll still work within the framework of functions, as an input will still only correspond to one output. However, our new techniques of drawing curves will render the vertical line test pointless, and allow us to create important — and beautiful — new curves. Once these curves are defined, we’ll apply the concepts of calculus to them, continuing to find equations of tangent lines and the areas of enclosed regions.

### 10.1 Conic Sections

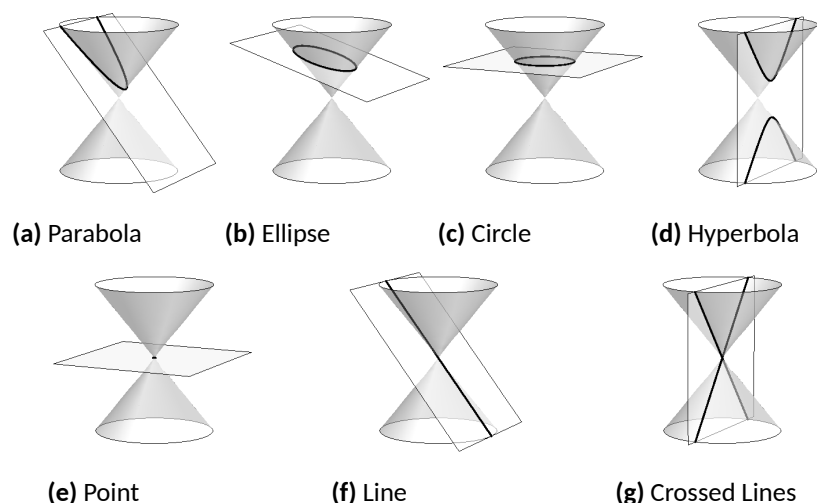
The ancient Greeks recognized that interesting shapes can be formed by intersecting a plane with a *double napped* cone (i.e., two identical cones placed tip-to-tip as shown in the following figures). As these shapes are formed as sections of conics, they have earned the official name “conic sections.”

The three “most interesting” conic sections are given in the top row of [Figure 10.1.2](#). They are the parabola, the ellipse (which includes circles) and the hyperbola. In each of these cases, the plane does not intersect the tips of the cones (usually taken to be the origin).



[youtu.be/watch?v=NAPXAQHSgdk](https://youtu.be/watch?v=NAPXAQHSgdk)

**Figure 10.1.1** Video introduction to [Section 10.1](#)

**Figure 10.1.2** Conic Sections

When the plane does contain the origin, three *degenerate* cones can be formed as shown the bottom row of Figure 10.1.2: a point, a line, and crossed lines. We focus here on the nondegenerate cases.

While the above geometric constructs define the conics in an intuitive, visual way, these constructs are not very helpful when trying to analyze the shapes algebraically or consider them as the graph of a function. It can be shown that all conics can be defined by the general second-degree equation

$$Ax^2 + Bxy + Cy^2 + Dx + Ey + F = 0.$$

While this algebraic definition has its uses, most find another geometric perspective of the conics more beneficial.

Each nondegenerate conic can be defined as the *locus*, or set, of points that satisfy a certain distance property. These distance properties can be used to generate an algebraic formula, allowing us to study each conic as the graph of a function.

### 10.1.1 Parabolas

#### Definition 10.1.4 Parabola.

A **parabola** is the locus of all points equidistant from a point (called a **focus**) and a line (called the **directrix**) that does not contain the focus.

Figure 10.1.5 illustrates this definition. The point halfway between the focus and the directrix is the **vertex**. The line through the focus, perpendicular to the directrix, is the **axis of symmetry**, as the portion of the parabola on one side of this line is the mirror-image of the portion on the opposite side.

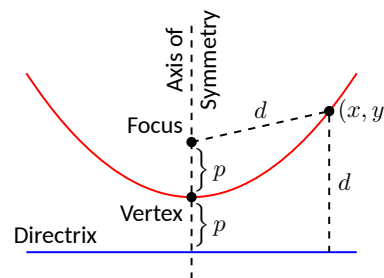
The definition leads us to an algebraic formula for the parabola. Let  $P = (x, y)$  be a point on a parabola whose focus is at  $F = (0, p)$  and whose directrix is at  $y = -p$ . (We'll assume for now that the focus lies on the  $y$ -axis; by placing the focus  $p$  units above the  $x$ -axis and the directrix  $p$  units below this axis, the vertex will be at  $(0, 0)$ .)

We use the Distance Formula to find the distance  $d_1$  between  $F$  and  $P$ :

$$d_1 = \sqrt{(x - 0)^2 + (y - p)^2}.$$



[youtu.be/watch?v=tnyEnnE2AS8](https://youtu.be/watch?v=tnyEnnE2AS8)

**Figure 10.1.3** Video introduction to the parabola**Figure 10.1.5** Illustrating the definition of the parabola and establishing an algebraic formula

The distance  $d_2$  from  $P$  to the directrix is more straightforward:

$$d_2 = y - (-p) = y + p.$$

These two distances are equal. Setting  $d_1 = d_2$ , we can solve for  $y$  in terms of  $x$ :

$$\begin{aligned} d_1 &= d_2 \\ \sqrt{x^2 + (y - p)^2} &= y + p \end{aligned}$$

Now square both sides.

$$\begin{aligned} x^2 + (y - p)^2 &= (y + p)^2 \\ x^2 + y^2 - 2yp + p^2 &= y^2 + 2yp + p^2 \\ x^2 &= 4yp \\ y &= \frac{1}{4p}x^2. \end{aligned}$$

The geometric definition of the parabola has led us to the familiar quadratic function whose graph is a parabola with vertex at the origin. When we allow the vertex to not be at  $(0, 0)$ , we get the following standard form of the parabola.

#### Key Idea 10.1.6 General Equation of a Parabola.

1. **Vertical Axis of Symmetry:** The equation of the parabola with vertex at  $(h, k)$  and directrix  $y = k - p$  in standard form is

$$y = \frac{1}{4p}(x - h)^2 + k.$$

The focus is at  $(h, k + p)$ .

2. **Horizontal Axis of Symmetry:** The equation of the parabola with vertex at  $(h, k)$  and directrix  $x = h - p$  in standard form is

$$x = \frac{1}{4p}(y - k)^2 + h.$$

The focus is at  $(h + p, k)$ .

Note:  $p$  is not necessarily a positive number.

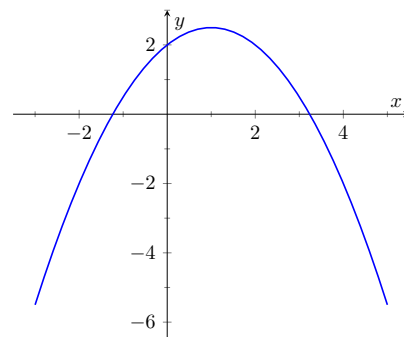
#### Example 10.1.7 Finding the equation of a parabola.

Give the equation of the parabola with focus at  $(1, 2)$  and directrix at  $y = 3$ .

**Solution.** The vertex is located halfway between the focus and directrix, so  $(h, k) = (1, 2.5)$ . This gives  $p = -0.5$ . Using **Key Idea 10.1.6** we have the equation of the parabola as

$$y = \frac{1}{4(-0.5)}(x - 1)^2 + 2.5 = -\frac{1}{2}(x - 1)^2 + 2.5.$$

The parabola is sketched in **Figure 10.1.8**.



**Figure 10.1.8** The parabola described in **Example 10.1.7**

Video solution



[youtu.be/watch?v=dk8lrQac8Qg](https://youtu.be/watch?v=dk8lrQac8Qg)



**Example 10.1.9** Finding the focus and directrix of a parabola.

Find the focus and directrix of the parabola  $x = \frac{1}{8}y^2 - y + 1$ . The point  $(7, 12)$  lies on the graph of this parabola; verify that it is equidistant from the focus and directrix.

**Solution.** We need to put the equation of the parabola in its general form. This requires us to complete the square:

$$\begin{aligned} x &= \frac{1}{8}y^2 - y + 1 \\ &= \frac{1}{8}(y^2 - 8y + 8) \\ &= \frac{1}{8}(y^2 - 8y + 16 - 16 + 8) \\ &= \frac{1}{8}((y - 4)^2 - 8) \\ &= \frac{1}{8}(y - 4)^2 - 1. \end{aligned}$$

Hence the vertex is located at  $(-1, 4)$ . We have  $\frac{1}{8} = \frac{1}{4p}$ , so  $p = 2$ . We conclude that the focus is located at  $(1, 4)$  and the directrix is  $x = -3$ . The parabola is graphed in Figure 10.1.10, along with its focus and directrix.

The point  $(7, 12)$  lies on the graph and is  $7 - (-3) = 10$  units from the directrix. The distance from  $(7, 12)$  to the focus is:

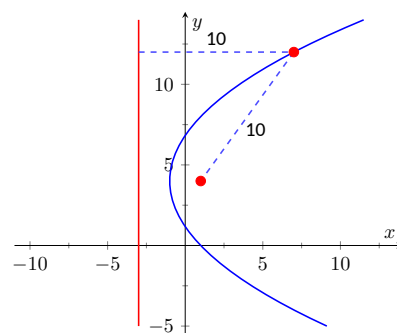
$$\sqrt{(7 - 1)^2 + (12 - 4)^2} = \sqrt{100} = 10.$$

Indeed, the point on the parabola is equidistant from the focus and directrix.

Video solution



[youtu.be/watch?v=R8oJdTbZXh4](https://youtu.be/watch?v=R8oJdTbZXh4)



**Figure 10.1.10** The parabola described in Example 10.1.9. The distances from a point on the parabola to the focus and directrix are given.

**Reflective Property.** One of the fascinating things about the nondegenerate conic sections is their reflective properties. Parabolas have the following reflective property:

Any ray emanating from the focus that intersects the parabola reflects off along a line perpendicular to the directrix.

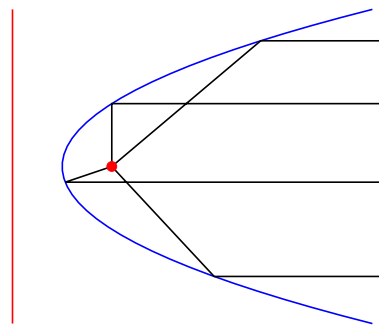
This is illustrated in Figure 10.1.11. The following theorem states this more rigorously.

**Theorem 10.1.12** Reflective Property of the Parabola.

Let  $P$  be a point on a parabola. The tangent line to the parabola at  $P$  makes equal angles with the following two lines:

1. The line containing  $P$  and the focus  $F$ , and
2. The line perpendicular to the directrix through  $P$ .

Because of this reflective property, paraboloids (the 3D analogue of parabolas) make for useful flashlight reflectors as the light from the bulb, ideally located at the focus, is reflected along parallel rays. Satellite dishes also have paraboloid shapes. Signals coming from satellites effectively approach the dish along parallel rays. The dish then focuses these rays at the focus, where the sensor is located.



**Figure 10.1.11** Illustrating the parabola's reflective property

## 10.1.2 Ellipses

**Definition 10.1.14 Ellipse.**

An **ellipse** is the locus of all points whose sum of distances from two fixed points, each a **focus** of the ellipse, is constant.

An easy way to visualize this construction of an ellipse is to pin both ends of a string to a board. The pins become the foci. Holding a pencil tight against the string places the pencil on the ellipse; the sum of distances from the pencil to the pins is constant: the length of the string. See Figure 10.1.15.

We can again find an algebraic equation for an ellipse using this geometric definition. Let the foci be located along the  $x$ -axis,  $c$  units from the origin. Let these foci be labeled as  $F_1 = (-c, 0)$  and  $F_2 = (c, 0)$ . Let  $P = (x, y)$  be a point on the ellipse. The sum of distances from  $F_1$  to  $P$  ( $d_1$ ) and from  $F_2$  to  $P$  ( $d_2$ ) is a constant  $d$ . That is,  $d_1 + d_2 = d$ . Using the Distance Formula, we have

$$\sqrt{(x+c)^2 + y^2} + \sqrt{(x-c)^2 + y^2} = d.$$

Using a fair amount of algebra can produce the following equation of an ellipse (note that the equation is an implicitly defined function; it has to be, as an ellipse fails the Vertical Line Test):

$$\frac{x^2}{\left(\frac{d}{2}\right)^2} + \frac{y^2}{\left(\frac{d}{2}\right)^2 - c^2} = 1.$$

This is not particularly illuminating, but by making the substitution  $a = d/2$  and  $b = \sqrt{a^2 - c^2}$ , we can rewrite the above equation as

$$\frac{x^2}{a^2} + \frac{y^2}{b^2} = 1.$$

This choice of  $a$  and  $b$  is not without reason; as shown in Figure 10.1.16, the values of  $a$  and  $b$  have geometric meaning in the graph of the ellipse.

In general, the two foci of an ellipse lie on the *major axis* of the ellipse, and the midpoint of the segment joining the two foci is the *center*. The major axis intersects the ellipse at two points, each of which is a *vertex*. The line segment through the center and perpendicular to the major axis is the *minor axis*. The “constant sum of distances” that defines the ellipse is the length of the major axis, i.e.,  $2a$ .

Allowing for the shifting of the ellipse gives the following standard equations.

**Key Idea 10.1.17 Standard Equation of the Ellipse.**

The equation of an ellipse centered at  $(h, k)$  with major axis of length  $2a$  and minor axis of length  $2b$  in standard form is:

1. *Horizontal major axis:*  $\frac{(x-h)^2}{a^2} + \frac{(y-k)^2}{b^2} = 1.$

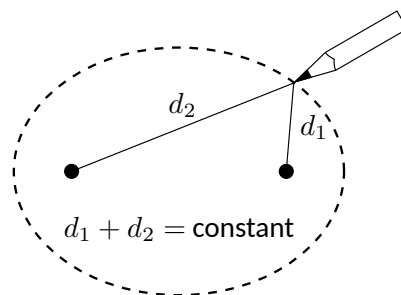
2. *Vertical major axis:*  $\frac{(x-h)^2}{b^2} + \frac{(y-k)^2}{a^2} = 1.$

The foci lie along the major axis,  $c$  units from the center, where  $c^2 = a^2 - b^2$ .

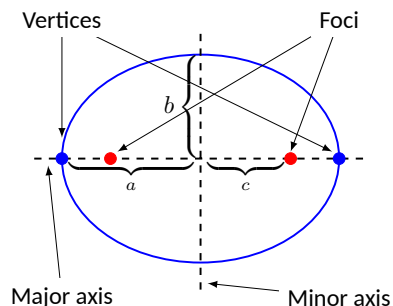


[youtu.be/watch?v=eAKfJphlwlE](https://youtu.be/watch?v=eAKfJphlwlE)

**Figure 10.1.13** Video introduction to the ellipse



**Figure 10.1.15** Illustrating the construction of an ellipse with pins, pencil and string



**Figure 10.1.16** Labeling the significant features of an ellipse

**Example 10.1.18** Finding the equation of an ellipse.

Find the general equation of the ellipse graphed in Figure 10.1.19.

**Solution.** The center is located at  $(-3, 1)$ . The distance from the center to a vertex is 5 units, hence  $a = 5$ . The minor axis seems to have length 4, so  $b = 2$ . Thus the equation of the ellipse is

$$\frac{(x + 3)^2}{4} + \frac{(y - 1)^2}{25} = 1.$$

**Example 10.1.20** Graphing an ellipse.

Graph the ellipse defined by  $4x^2 + 9y^2 - 8x - 36y = -4$ .

**Solution.** It is simple to graph an ellipse once it is in standard form. In order to put the given equation in standard form, we must complete the square with both the  $x$  and  $y$  terms. We first rewrite the equation by regrouping:

$$4x^2 + 9y^2 - 8x - 36y = -4 \Rightarrow (4x^2 - 8x) + (9y^2 - 36y) = -4.$$

Now we complete the squares.

$$\begin{aligned} (4x^2 - 8x) + (9y^2 - 36y) &= -4 \\ 4(x^2 - 2x) + 9(y^2 - 4y) &= -4 \\ 4(x^2 - 2x + 1 - 1) + 9(y^2 - 4y + 4 - 4) &= -4 \\ 4((x - 1)^2 - 1) + 9((y - 2)^2 - 4) &= -4 \\ 4(x - 1)^2 - 4 + 9(y - 2)^2 - 36 &= -4 \\ 4(x - 1)^2 + 9(y - 2)^2 &= 36 \\ \frac{(x - 1)^2}{9} + \frac{(y - 2)^2}{4} &= 1. \end{aligned}$$

We see the center of the ellipse is at  $(1, 2)$ . We have  $a = 3$  and  $b = 2$ ; the major axis is horizontal, so the vertices are located at  $(-2, 2)$  and  $(4, 2)$ . We find  $c = \sqrt{9 - 4} = \sqrt{5} \approx 2.24$ . The foci are located along the major axis, approximately 2.24 units from the center, at  $(1 \pm 2.24, 2)$ .

This is all graphed in Figure 10.1.21

**Eccentricity.** When  $a = b$ , we have a circle. The general equation becomes

$$\frac{(x - h)^2}{a^2} + \frac{(y - k)^2}{a^2} = 1 \Rightarrow (x - h)^2 + (y - k)^2 = a^2,$$

the familiar equation of the circle centered at  $(h, k)$  with radius  $a$ . Since  $a = b$ ,  $c = \sqrt{a^2 - b^2} = 0$ . The circle has “two” foci, but they lie on the same point, the center of the circle.

Consider Figure 10.1.22, where several ellipses are graphed with  $a = 1$ . In Figure 10.1.22(a), we have  $c = 0$  and the ellipse is a circle. As  $c$  grows, the resulting ellipses look less and less circular. A measure of this “noncircularness” is *eccentricity*.

Video solution



[youtu.be/watch?v=NVqlZCWDNl](https://youtu.be/watch?v=NVqlZCWDNl)

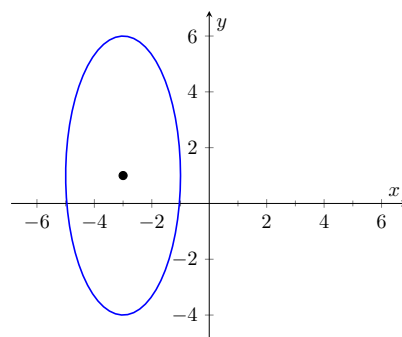


Figure 10.1.19 The ellipse used in Example 10.1.18

Video solution



[youtu.be/watch?v=U3uhopYrG8o](https://youtu.be/watch?v=U3uhopYrG8o)

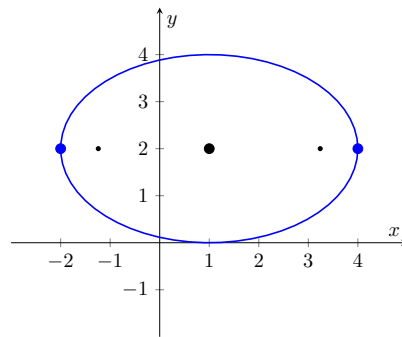
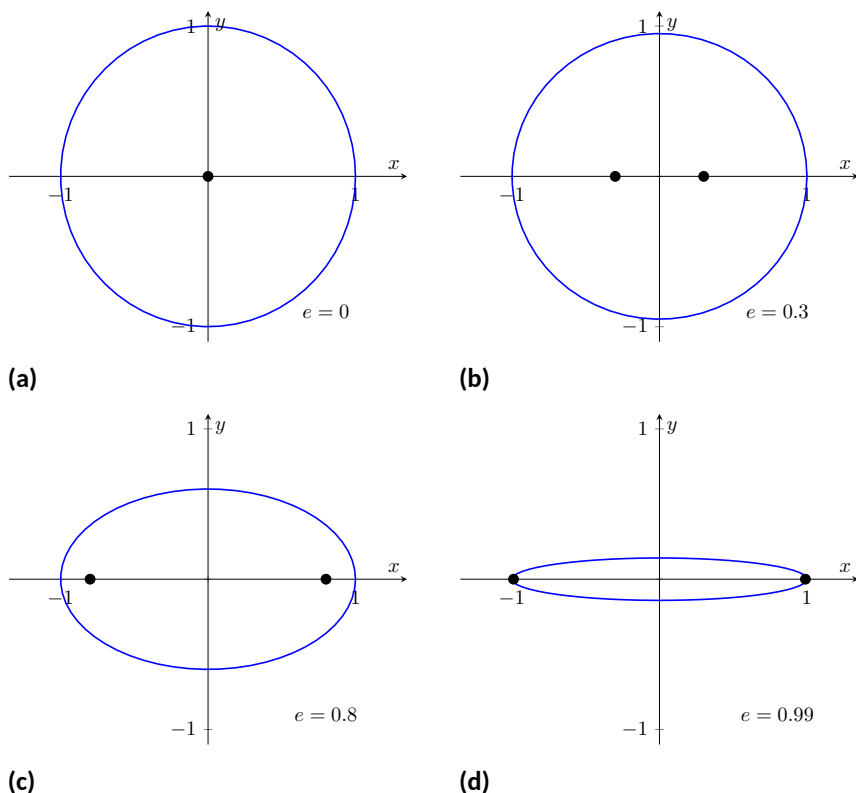


Figure 10.1.21 Graphing the ellipse in Example 10.1.20



**Figure 10.1.22** Understanding the eccentricity of an ellipse

**Definition 10.1.23 Eccentricity of an Ellipse.**

The eccentricity  $e$  of an ellipse is  $e = \frac{c}{a}$ .

The eccentricity of a circle is 0; that is, a circle has no “noncircularness.” As  $c$  approaches  $a$ ,  $e$  approaches 1, giving rise to a very noncircular ellipse, as seen in Figure 10.1.22(d).

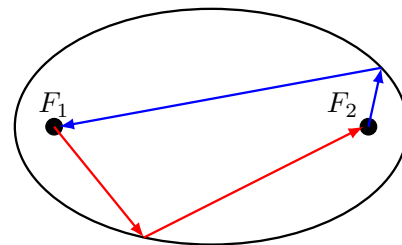
It was long assumed that planets had circular orbits. This is known to be incorrect; the orbits are elliptical. Earth has an eccentricity of 0.0167 — it has a nearly circular orbit. Mercury’s orbit is the most eccentric, with  $e = 0.2056$ . (Pluto’s eccentricity is greater, at  $e = 0.248$ , the greatest of all the currently known dwarf planets.) The planet with the most circular orbit is Venus, with  $e = 0.0068$ . The Earth’s moon has an eccentricity of  $e = 0.0549$ , also very circular.

**Reflective Property.** The ellipse also possesses an interesting reflective property. Any ray emanating from one focus of an ellipse reflects off the ellipse along a line through the other focus, as illustrated in Figure 10.1.24. This property is given formally in the following theorem.

**Theorem 10.1.25 Reflective Property of an Ellipse.**

Let  $P$  be a point on an ellipse with foci  $F_1$  and  $F_2$ . The tangent line to the ellipse at  $P$  makes equal angles with the following two lines:

1. The line through  $F_1$  and  $P$ , and



**Figure 10.1.24** Illustrating the reflective property of an ellipse

### 2. The line through $F_2$ and $P$ .

This reflective property is useful in optics and is the basis of the phenomena experienced in whispering halls.

## 10.1.3 Hyperbolas

The definition of a hyperbola is very similar to the definition of an ellipse; we essentially just change the word “sum” to “difference.”

### Definition 10.1.27 Hyperbola.

A **hyperbola** is the locus of all points where the absolute value of difference of distances from two fixed points, each a focus of the hyperbola, is constant.

We do not have a convenient way of visualizing the construction of a hyperbola as we did for the ellipse. The geometric definition does allow us to find an algebraic expression that describes it. It will be useful to define some terms first.

The two foci lie on the *transverse axis* of the hyperbola; the midpoint of the line segment joining the foci is the *center* of the hyperbola. The transverse axis intersects the hyperbola at two points, each a *vertex* of the hyperbola. The line through the center and perpendicular to the transverse axis is the *conjugate axis*. This is illustrated in Figure 10.1.28. It is easy to show that the constant difference of distances used in the definition of the hyperbola is the distance between the vertices, i.e.,  $2a$ .

### Key Idea 10.1.29 Standard Equation of a Hyperbola.

The equation of a hyperbola centered at  $(h, k)$  in standard form is:

$$1. \text{ Horizontal Transverse Axis: } \frac{(x-h)^2}{a^2} - \frac{(y-k)^2}{b^2} = 1.$$

$$2. \text{ Vertical Transverse Axis: } \frac{(y-k)^2}{a^2} - \frac{(x-h)^2}{b^2} = 1.$$

The vertices are located  $a$  units from the center and the foci are located  $c$  units from the center, where  $c^2 = a^2 + b^2$ .

**Graphing Hyperbolas.** Consider the hyperbola  $\frac{x^2}{9} - \frac{y^2}{1} = 1$ . Solving for  $y$ , we find  $y = \pm\sqrt{x^2/9 - 1}$ . As  $x$  grows large, the “ $-1$ ” part of the equation for  $y$  becomes less significant and  $y \approx \pm\sqrt{x^2/9} = \pm x/3$ . That is, as  $x$  gets large, the graph of the hyperbola looks very much like the lines  $y = \pm x/3$ . These lines are asymptotes of the hyperbola, as shown in Figure 10.1.30.

This is a valuable tool in sketching. Given the equation of a hyperbola in general form, draw a rectangle centered at  $(h, k)$  with sides of length  $2a$  parallel to the transverse axis and sides of length  $2b$  parallel to the conjugate axis. (See Figure 10.1.31 for an example with a horizontal transverse axis.) The diagonals of the rectangle lie on the asymptotes.

These lines pass through  $(h, k)$ . When the transverse axis is horizontal, the slopes are  $\pm b/a$ ; when the transverse axis is vertical, their slopes are  $\pm a/b$ . This gives equations:



[youtu.be/watch?v=9aLDYQrTaBo](https://youtu.be/watch?v=9aLDYQrTaBo)

Figure 10.1.26 Video introduction to hyperbolas

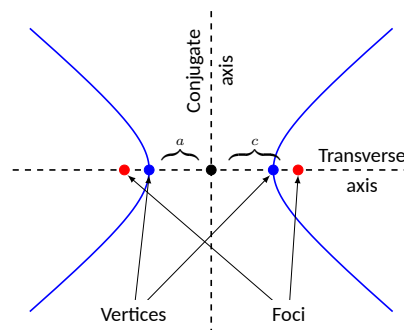


Figure 10.1.28 Labeling the significant features of a hyperbola

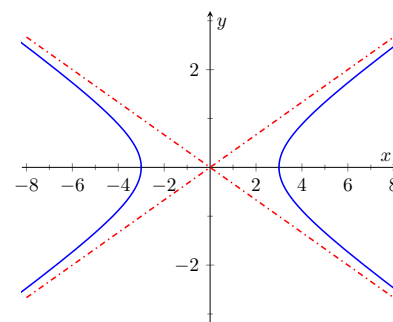


Figure 10.1.30 Graphing the hyperbola  $\frac{x^2}{9} - \frac{y^2}{1} = 1$  along with its asymptotes,  $y = \pm x/3$

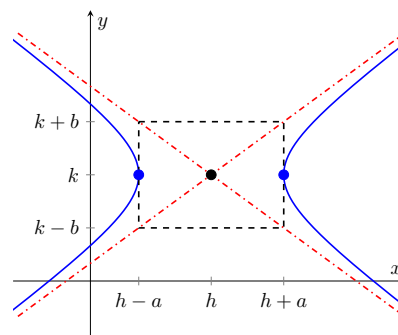


Figure 10.1.31 Using the asymptotes of a hyperbola as a graphing aid

Horizontal Transverse Axis

$$y = \pm \frac{b}{a}(x - h) + k$$

Vertical Transverse Axis

$$y = \pm \frac{a}{b}(x - h) + k.$$

**Example 10.1.32 Graphing a hyperbola.**

Sketch the hyperbola given by  $\frac{(y - 2)^2}{25} - \frac{(x - 1)^2}{4} = 1$ .

**Solution.** The hyperbola is centered at  $(1, 2)$ ;  $a = 5$  and  $b = 2$ . In [Figure 10.1.33](#) we draw the prescribed rectangle centered at  $(1, 2)$  along with the asymptotes defined by its diagonals. The hyperbola has a vertical transverse axis, so the vertices are located at  $(1, 7)$  and  $(1, -3)$ . This is enough to make a good sketch.

We also find the location of the foci: as  $c^2 = a^2 + b^2$ , we have  $c = \sqrt{29} \approx 5.4$ . Thus the foci are located at  $(1, 2 \pm 5.4)$  as shown in the figure.

**Example 10.1.34 Graphing a hyperbola.**

Sketch the hyperbola given by  $9x^2 - y^2 + 2y = 10$ .

**Solution.** We must complete the square to put the equation in general form. (We recognize this as a hyperbola since it is a general quadratic equation and the  $x^2$  and  $y^2$  terms have opposite signs.)

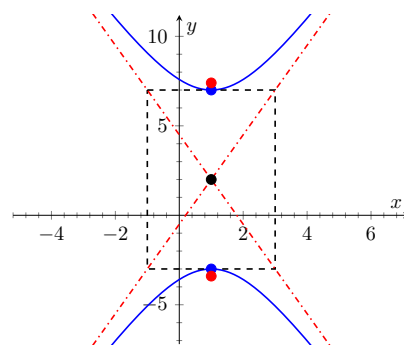
$$\begin{aligned} 9x^2 - y^2 + 2y &= 10 \\ 9x^2 - (y^2 - 2y) &= 10 \\ 9x^2 - (y^2 - 2y + 1 - 1) &= 10 \\ 9x^2 - ((y - 1)^2 - 1) &= 10 \\ 9x^2 - (y - 1)^2 &= 9 \\ x^2 - \frac{(y - 1)^2}{9} &= 1 \end{aligned}$$

We see the hyperbola is centered at  $(0, 1)$ , with a horizontal transverse axis, where  $a = 1$  and  $b = 3$ . The appropriate rectangle is sketched in [Figure 10.1.35](#) along with the asymptotes of the hyperbola. The vertices are located at  $(\pm 1, 1)$ . We have  $c = \sqrt{10} \approx 3.2$ , so the foci are located at  $(\pm 3.2, 1)$  as shown in the figure.

Video solution



[youtu.be/watch?v=0YVNci7ZOfo](https://youtu.be/watch?v=0YVNci7ZOfo)

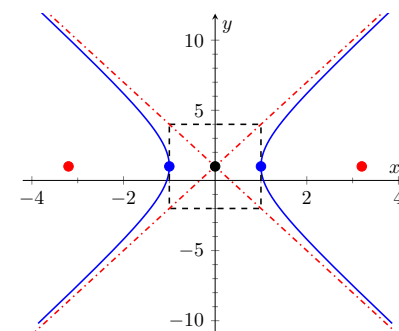


**Figure 10.1.33** Graphing the hyperbola in [Example 10.1.32](#)

Video solution



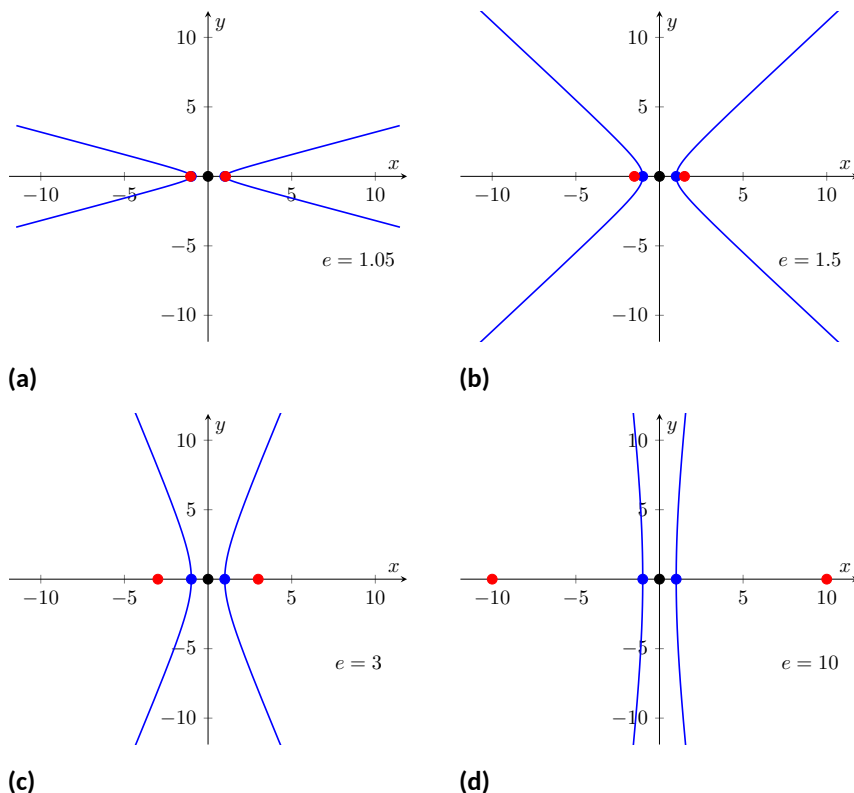
[youtu.be/watch?v=b-1\\_3ATvn9A](https://youtu.be/watch?v=b-1_3ATvn9A)



**Figure 10.1.35** Graphing the hyperbola in [Example 10.1.34](#)

**Eccentricity.****Definition 10.1.36 Eccentricity of a Hyperbola.**

The eccentricity of a hyperbola is  $e = \frac{c}{a}$ .



**Figure 10.1.37** Understanding the eccentricity of a hyperbola

Note that this is the definition of eccentricity as used for the ellipse. When  $c$  is close in value to  $a$  (i.e.,  $e \approx 1$ ), the hyperbola is very narrow (looking almost like crossed lines). [Figure 10.1.37](#) shows hyperbolas centered at the origin with  $a = 1$ . The graph in [Figure 10.1.37\(a\)](#) has  $c = 1.05$ , giving an eccentricity of  $e = 1.05$ , which is close to 1. As  $c$  grows larger, the hyperbola widens and begins to look like parallel lines, as shown in [Figure 10.1.37\(d\)](#).

**Reflective Property.** Hyperbolas share a similar reflective property with ellipses. However, in the case of a hyperbola, a ray emanating from a focus that intersects the hyperbola reflects along a line containing the other focus, but moving away from that focus. This is illustrated in [Figure 10.1.39](#) (on the next page). Hyperbolic mirrors are commonly used in telescopes because of this reflective property. It is stated formally in the following theorem.

**Theorem 10.1.38 Reflective Property of Hyperbolas.**

Let  $P$  be a point on a hyperbola with foci  $F_1$  and  $F_2$ . The tangent line to the hyperbola at  $P$  makes equal angles with the following two lines:

1. The line through  $F_1$  and  $P$ , and
2. The line through  $F_2$  and  $P$ .

**Location Determination.** Determining the location of a known event has many practical uses (locating the epicenter of an earthquake, an airplane crash site, the position of the person speaking in a large room, etc.).

To determine the location of an earthquake's epicenter, seismologists use

*trilateration* (not to be confused with *triangulation*). A seismograph allows one to determine how far away the epicenter was; using three separate readings, the location of the epicenter can be approximated.

A key to this method is knowing distances. What if this information is not available? Consider three microphones at positions  $A$ ,  $B$  and  $C$  which all record a noise (a person's voice, an explosion, etc.) created at unknown location  $D$ . The microphone does not “know” when the sound was *created*, only when the sound was *detected*. How can the location be determined in such a situation?

If each location has a clock set to the same time, hyperbolas can be used to determine the location. Suppose the microphone at position  $A$  records the sound at exactly 12:00, location  $B$  records the time exactly 1 second later, and location  $C$  records the noise exactly 2 seconds after that. We are interested in the *difference* of times. Since the speed of sound is approximately 340 m/s, we can conclude quickly that the sound was created 340 meters closer to position  $A$  than position  $B$ . If  $A$  and  $B$  are a known distance apart (as shown in Figure 10.1.40(a)), then we can determine a hyperbola on which  $D$  must lie.

The “difference of distances” is 340; this is also the distance between vertices of the hyperbola. So we know  $2a = 340$ . Positions  $A$  and  $B$  lie on the foci, so  $2c = 1000$ . From this we can find  $b \approx 470$  and can sketch the hyperbola, given in Figure 10.1.40(b). We only care about the side closest to  $A$ . (Why?)

We can also find the hyperbola defined by positions  $B$  and  $C$ . In this case,  $2a = 680$  as the sound traveled an extra 2 seconds to get to  $C$ . We still have  $2c = 1000$ , centering this hyperbola at  $(-500, 500)$ . We find  $b \approx 367$ . This hyperbola is sketched in Figure 10.1.40(c). The intersection point of the two graphs is the location of the sound, at approximately  $(188, -222.5)$ .

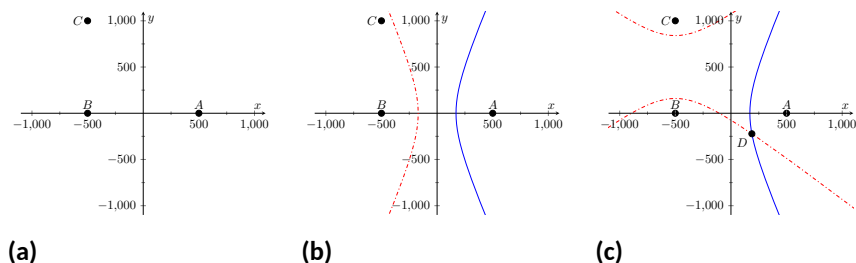


Figure 10.1.40

This chapter explores curves in the plane, in particular curves that cannot be described by functions of the form  $y = f(x)$ . In this section, we learned of ellipses and hyperbolas that are defined implicitly, not explicitly. In the following sections, we will learn completely new ways of describing curves in the plane, using *parametric equations* and *polar coordinates*, then study these curves using calculus techniques.

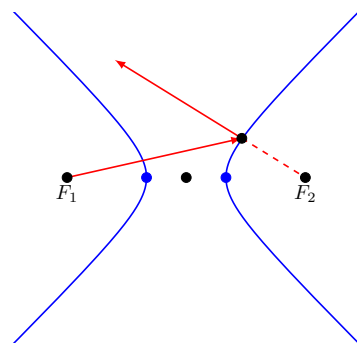


Figure 10.1.39 Illustrating the reflective property of a hyperbola



## 10.1.4 Exercises

## Terms and Concepts

1. What is the difference between degenerate and nondegenerate conics?
2. Use your own words to explain what the eccentricity of an ellipse measures.
3. What has the largest eccentricity: an ellipse or a hyperbola?
4. Explain why the following is true: "If the coefficient of the  $x^2$  term in the equation of an ellipse in standard form is smaller than the coefficient of the  $y^2$  term, then the ellipse has a horizontal major axis."
5. Explain how one can quickly look at the equation of a hyperbola in standard form and determine whether the transverse axis is horizontal or vertical.
6. Fill in the blank: It can be said that ellipses and hyperbolas share the *same* reflective property: "A ray emanating from one focus will reflect off the conic along a \_\_\_\_\_ that contains the other focus."

## Problems

**Exercise Group.** In the following exercises, find the equation of the parabola defined by the given information. Sketch the parabola.

- |   |   |
|---|---|
| 7. Focus: $(3, 2)$ ; directrix: $y = 1$       | 8. Focus: $(-1, -4)$ ; directrix: $y = 2$     |
| 9. Focus: $(1, 5)$ ; directrix: $x = 3$       | 10. Focus: $(1/4, 0)$ ; directrix: $x = -1/4$ |
| 11. Focus: $(1, 1)$ ; vertex: $(1, 2)$        | 12. Focus: $(-3, 0)$ ; vertex: $(0, 0)$       |
| 13. Vertex: $(0, 0)$ ; directrix: $y = -1/16$ | 14. Vertex: $(2, 3)$ ; directrix: $x = 4$     |

**Exercise Group.** In the following exercises, the equation of a parabola and a point on its graph are given. Find the focus and directrix of the parabola, and verify that the given point is equidistant from the focus and directrix.

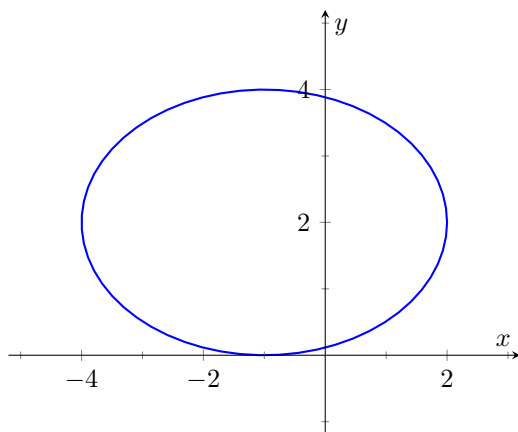
- |   |   |
|---|---|
| 15. $y = \frac{1}{4}x^2$ , $P = (2, 1)$ | 16. $x = \frac{1}{8}(y - 2)^2 + 3$ , $P = (11, 10)$ |
|---|---|

**Exercise Group.** In the following exercises, sketch the ellipse defined by the given equation. Label the center, foci and vertices.

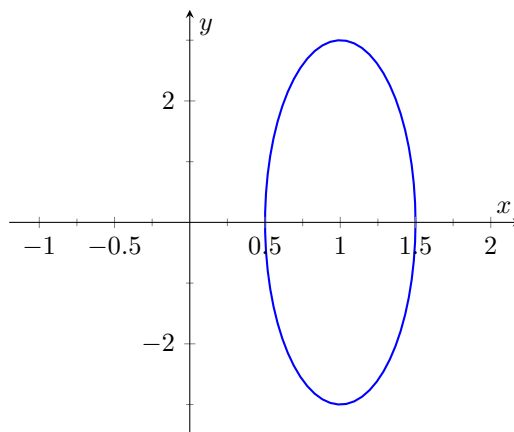
- |   |  |
|---|--|
| 17. $\frac{(x - 1)^2}{3} + \frac{(y - 2)^2}{5} = 1$ | 18. $\frac{1}{25}x^2 + \frac{1}{9}(y + 3)^2 = 1$ |
|---|--|

**Exercise Group.** In the following exercises, find the equation of the ellipse shown in the graph. Give the location of the foci and the eccentricity of the ellipse.

19.



20.



**Exercise Group.** In the following exercises, find the equation of the ellipse defined by the given information. Sketch the ellipse.

21. Foci:  $(\pm 2, 0)$ ; vertices:  $(\pm 3, 0)$

23. Foci:  $(2, \pm 2)$ ; vertices:  $(2, \pm 7)$

22. Foci:  $(-1, 3)$  and  $(5, 3)$ ; vertices:  $(-3, 3)$  and  $(7, 3)$

24. Focus:  $(-1, 5)$ ; vertex:  $(-1, -4)$ ; center:  $(-1, 1)$

**Exercise Group.** In the following exercises, write the equation of the given ellipse in standard form.

25.  $x^2 - 2x + 2y^2 - 8y = -7$

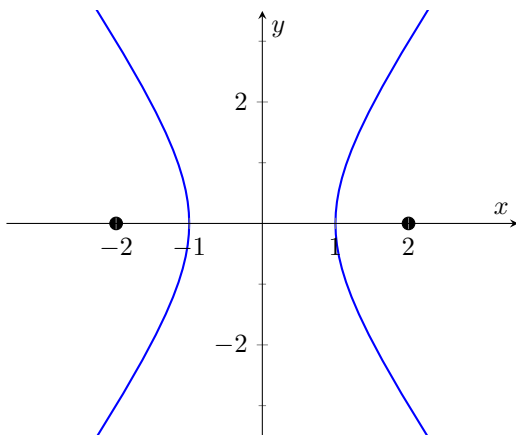
26.  $5x^2 + 3y^2 = 15$

27.  $3x^2 + 2y^2 - 12y + 6 = 0$

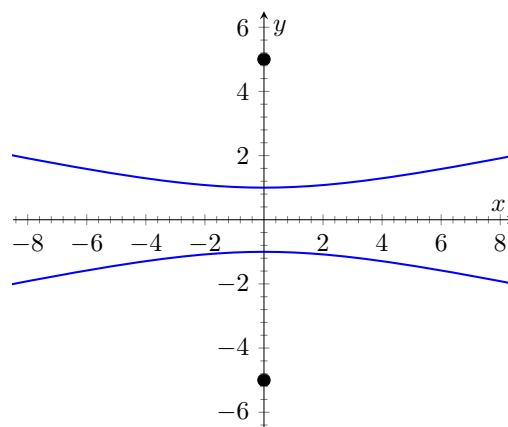
28.  $x^2 + y^2 - 4x - 4y + 4 = 0$

**Exercise Group.** In the following exercises, find the equation of the hyperbola shown in the graph.

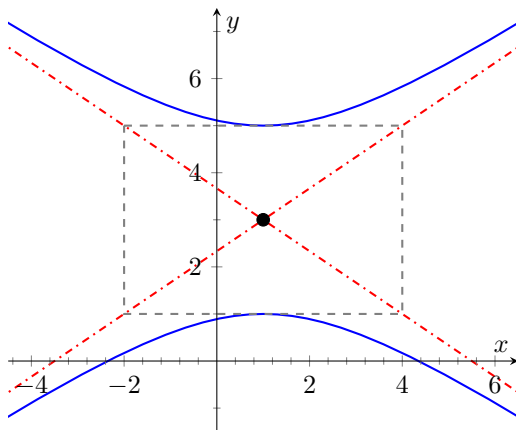
29.



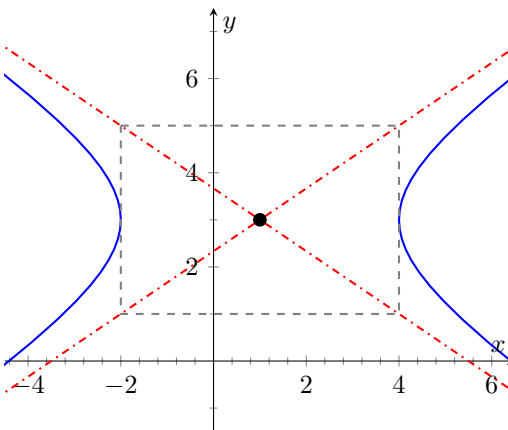
30.



31.



32.



**Exercise Group.** In the following exercises, sketch the hyperbola defined by the given equation. Label the center and foci.

33.  $\frac{(x-1)^2}{16} - \frac{(y+2)^2}{9} = 1$

34.  $(y-4)^2 - \frac{(x+1)^2}{25} = 1$

**Exercise Group.** In the following exercises, find the equation of the hyperbola defined by the given information. Sketch the hyperbola.

35. Foci:  $(\pm 3, 0)$ ; vertices:  $(\pm 2, 0)$

36. Foci:  $(0, \pm 3)$ ; vertices:  $(0, \pm 2)$

37. Foci:  $(-2, 3)$  and  $(8, 3)$ ; vertices:  $(-1, 3)$  and  $(7, 3)$

38. Foci:  $(3, -2)$  and  $(3, 8)$ ; vertices:  $(3, 0)$  and  $(3, 6)$

**Exercise Group.** In the following exercises, write the equation of the hyperbola in standard form.

39.  $3x^2 - 4y^2 = 12$

40.  $3x^2 - y^2 + 2y = 10$

41.  $x^2 - 10y^2 + 40y = 30$

42.  $(4y - x)(4y + x) = 4$

43. Consider the ellipse given by  $\frac{(x-1)^2}{4} + \frac{(y-3)^2}{12} = 1$ .

(a) Verify that the foci are located at  $(1, 3 \pm 2\sqrt{2})$ .(b) The points  $P_1 = (2, 6)$  and  $P_2 = (1 + \sqrt{2}, 3 + \sqrt{6}) \approx (2.414, 5.449)$  lie on the ellipse. Verify that the sum of distances from each point to the foci is the same.

44. Johannes Kepler discovered that the planets of our solar system have elliptical orbits with the Sun at one focus. The Earth's elliptical orbit is used as a standard unit of distance; the distance from the center of Earth's elliptical orbit to one vertex is 1 Astronomical Unit, or A.U.

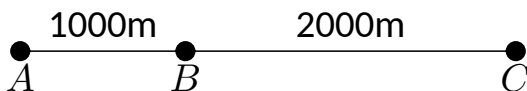
The following table gives information about the orbits of three planets.

Planet	Distance from center to vertex	Orbit eccentricity
Mercury	0.387 A.U.	0.2056
Earth	1 A.U.	0.0167
Mars	1.524 A.U.	0.0934

(a) In an ellipse, knowing  $c^2 = a^2 - b^2$  and  $e = c/a$  allows us to find  $b$  in terms of  $a$  and  $e$ . Show  $b = a\sqrt{1 - e^2}$ .(b) For each planet, find equations of their elliptical orbit of the form  $\frac{x^2}{a^2} + \frac{y^2}{b^2} = 1$ . (This places the center at  $(0, 0)$ , but the Sun is in a different location for each planet.)

(c) Shift the equations so that the Sun lies at the origin. Plot the three elliptical orbits.

45. A loud sound is recorded at three stations that lie on a line as shown in the figure below. Station
- $A$
- recorded the sound 1 second after Station
- $B$
- , and Station
- $C$
- recorded the sound 3 seconds after
- $B$
- . Using the speed of sound as 340m/s, determine the location of the sound's origination.



## 10.2 Parametric Equations

We are familiar with sketching shapes, such as parabolas, by following this basic procedure:

Choose  $x$   $\longrightarrow$  Use a function  $f$  to find  $y$  ( $y = f(x)$ )  $\longrightarrow$  Plot point  $(x, y)$

**Figure 10.2.2** Plotting a graph  $y = f(x)$

The *rectangular equation*  $y = f(x)$  works well for some shapes like a parabola with a vertical axis of symmetry, but in the previous section we encountered several shapes that could not be sketched in this manner. (To plot an ellipse using the above procedure, we need to plot the “top” and “bottom” separately.)

In this section we introduce a new sketching procedure:

Here,  $x$  and  $y$  are found separately but then plotted together: for each value of the input  $t$ , we plot the output - the point  $(x(t), y(t))$ .

### 10.2.1 Plotting parametric curves

The procedure outlined in [Figure 10.2.3](#) leads us to a definition.

**Definition 10.2.4 Parametric Equations and Curves.**

Let  $f$  and  $g$  be continuous functions on an interval  $I$ . The set of all points  $(x, y) = (f(t), g(t))$  in the Cartesian plane, as  $t$  varies over  $I$ , is the **graph of the parametric equations**  $x = f(t)$  and  $y = g(t)$ , where  $t$  is the **parameter**. A **curve** is a graph along with the parametric equations that define it.

This is a formal definition of the word *curve*. When a curve lies in a plane (such as the Cartesian plane), it is often referred to as a *plane curve*. Examples will help us understand the concepts introduced in the definition.

**Example 10.2.5 Plotting parametric functions.**

Plot the graph of the parametric equations  $x = t^2$ ,  $y = t + 1$  for  $t$  in  $[-2, 2]$ .

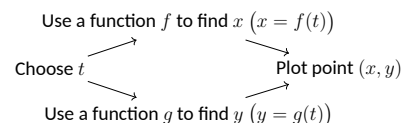
**Solution.** We plot the graphs of parametric equations in much the same manner as we plotted graphs of functions like  $y = f(x)$ : we make a table of values, plot points, then connect these points with a “reasonable” looking curve. [Figure 10.2.6\(a\)](#) shows such a table of values; note how we have 3 columns.

The points  $(x, y)$  from the table are plotted in [Figure 10.2.6\(b\)](#). The points have been connected with a smooth curve. Each point has been labeled with its corresponding  $t$ -value. These values, along with the two arrows along the curve, are used to indicate the *orientation* of the graph. This information helps us determine the direction in which the graph is “moving.”



[youtu.be/watch?v=ktYtHfYoWi4](https://youtu.be/watch?v=ktYtHfYoWi4)

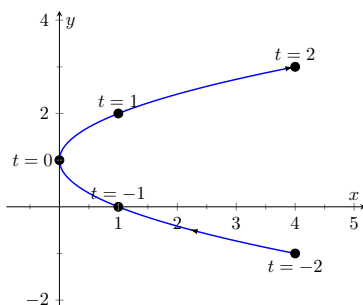
**Figure 10.2.1** Video introduction to [Section 10.2](#)



**Figure 10.2.3** Plotting a curve  $(x(t), y(t))$

$t$	$x$	$y$
-2	4	-1
-1	1	0
0	0	1
1	1	2
2	4	3

(a)



(b)

**Figure 10.2.6** A table of values of the parametric equations in [Example 10.2.5](#) along with a sketch of their graph

We often use the letter  $t$  as the parameter as we often regard  $t$  as representing *time*. Certainly there are many contexts in which the parameter is not time, but it can be helpful to think in terms of time as one makes sense of parametric plots and their orientation (for instance, “At time  $t = 0$  the position is  $(1, 2)$  and at time  $t = 3$  the position is  $(5, 1)$ .”).

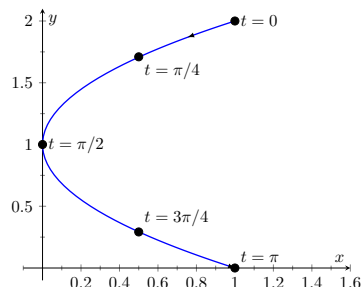
**Example 10.2.7 Plotting parametric functions.**

Sketch the graph of the parametric equations  $x = \cos^2(t)$ ,  $y = \cos(t) + 1$  for  $t$  in  $[0, \pi]$ .

**Solution.** We again start by making a table of values in [Figure 10.2.8\(a\)](#), then plot the points  $(x, y)$  on the Cartesian plane in [Figure 10.2.8\(b\)](#).

$t$	$x$	$y$
0	1	2
$\pi/4$	$1/2$	$1 + \sqrt{2}/2$
$\pi/2$	0	1
$3\pi/4$	$1/2$	$1 - \sqrt{2}/2$
$\pi$	1	0

(a)



(b)

**Figure 10.2.8** A table of values of the parametric equations in [Example 10.2.7](#) along with a sketch of their graph

It is not difficult to show that the curves in [Examples 10.2.5](#) and [10.2.7](#) are portions of the same parabola. While the *parabola* is the same, the *curves* are different. In [Example 10.2.5](#), if we let  $t$  vary over all real numbers, we’d obtain the entire parabola. In this example, letting  $t$  vary over all real numbers would still produce the same graph; this portion of the parabola would be traced, and re-traced, infinitely many times. The orientation shown in [Figure 10.2.8](#) shows the orientation on  $[0, \pi]$ , but this orientation is reversed on  $[\pi, 2\pi]$ .

These examples begin to illustrate the powerful nature of parametric equations. Their graphs are far more diverse than the graphs of functions produced by “ $y = f(x)$ ” functions.

Video solution



[youtu.be/watch?v=7Ytw9RTtFtM](https://youtu.be/watch?v=7Ytw9RTtFtM)

**Technology Note:** Most graphing utilities can graph functions given in parametric form. Often the word “parametric” is abbreviated as “PAR” or “PARAM” in the options. The user usually needs to determine the graphing window (i.e., the minimum and maximum  $x$ - and  $y$ -values), along with the values of  $t$  that are to be plotted. The user is often prompted to give a  $t$  minimum, a  $t$  maximum, and a “ $t$ -step” or “ $\Delta t$ .” Graphing utilities effectively plot parametric functions just as we’ve shown here: they plot lots of points. A smaller  $t$ -step plots more points, making for a smoother graph (but may take longer). In Figure 10.2.6, the  $t$ -step is 1; in Figure 10.2.8, the  $t$ -step is  $\pi/4$ .

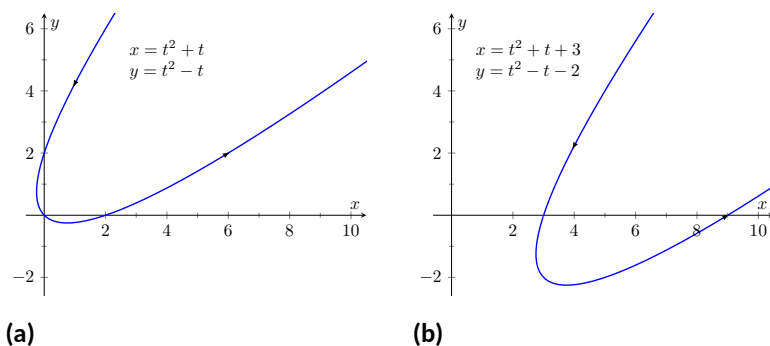
One nice feature of parametric equations is that their graphs are easy to shift. While this is not too difficult in the “ $y = f(x)$ ” context, the resulting function can look rather messy. (Plus, to shift to the right by two, we replace  $x$  with  $x - 2$ , which is counter-intuitive.) The following example demonstrates this.

**Example 10.2.9 Shifting the graph of parametric functions.**

Sketch the graph of the parametric equations  $x = t^2 + t$ ,  $y = t^2 - t$ . Find new parametric equations that shift this graph to the right 3 places and down 2.

**Solution.** The graph of the parametric equations is given in Figure 10.2.10(a). It is a parabola with a axis of symmetry along the line  $y = x$ ; the vertex is at  $(0, 0)$ .

In order to shift the graph to the right 3 units, we need to increase the  $x$ -value by 3 for every point. The straightforward way to accomplish this is simply to add 3 to the function defining  $x$ :  $x = t^2 + t + 3$ . To shift the graph down by 2 units, we wish to decrease each  $y$ -value by 2, so we subtract 2 from the function defining  $y$ :  $y = t^2 - t - 2$ . Thus our parametric equations for the shifted graph are  $x = t^2 + t + 3$ ,  $y = t^2 - t - 2$ . This is graphed in Figure 10.2.10(b). Notice how the vertex is now at  $(3, -2)$ .



**Figure 10.2.10** Illustrating how to shift graphs in Example 10.2.9

Because the  $x$ - and  $y$ -values of a graph are determined independently, the graphs of parametric functions often possess features not seen on “ $y = f(x)$ ” type graphs. The next example demonstrates how such graphs can arrive at the same point more than once.

**Example 10.2.11 Graphs that cross themselves.**

Plot the parametric functions  $x = t^3 - 5t^2 + 3t + 11$  and  $y = t^2 - 2t + 3$  and determine the  $t$ -values where the graph crosses itself.

**Solution.** Using the methods developed in this section, we again plot

points and graph the parametric equations as shown in Figure 10.2.12. It appears that the graph crosses itself at the point  $(2, 6)$ , but we'll need to analytically determine this.

We are looking for two different values, say,  $s$  and  $t$ , where  $x(s) = x(t)$  and  $y(s) = y(t)$ . That is, the  $x$ -values are the same precisely when the  $y$ -values are the same. This gives us a system of 2 equations with 2 unknowns:

$$\begin{aligned}s^3 - 5s^2 + 3s + 11 &= t^3 - 5t^2 + 3t + 11 \\ s^2 - 2s + 3 &= t^2 - 2t + 3\end{aligned}$$

Solving this system is not trivial but involves only algebra. Using the quadratic formula, one can solve for  $t$  in the second equation and find that  $t = 1 \pm \sqrt{s^2 - 2s + 1}$ . This can be substituted into the first equation, revealing that the graph crosses itself at  $t = -1$  and  $t = 3$ . We confirm our result by computing  $x(-1) = x(3) = 2$  and  $y(-1) = y(3) = 6$ .

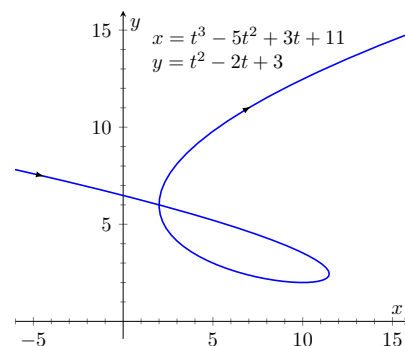


Figure 10.2.12 A graph of the parametric equations from Example 10.2.11

## 10.2.2 Converting between rectangular and parametric equations

It is sometimes useful to rewrite equations in rectangular form (i.e.,  $y = f(x)$ ) into parametric form, and vice-versa. Converting from rectangular to parametric can be very simple: given  $y = f(x)$ , the parametric equations  $x = t$ ,  $y = f(t)$  produce the same graph. As an example, given  $y = x^2$ , the parametric equations  $x = t$ ,  $y = t^2$  produce the familiar parabola. However, other parametrizations can be used. The following example demonstrates one possible alternative.

### Example 10.2.13 Converting from rectangular to parametric.

Consider  $y = x^2$ . Find parametric equations  $x = f(t)$ ,  $y = g(t)$  for the parabola where  $t = \frac{dy}{dx}$ . That is,  $t = a$  corresponds to the point on the graph whose tangent line has slope  $a$ .

**Solution.** We start by computing  $\frac{dy}{dx}$ :  $y' = 2x$ . Thus we set  $t = 2x$ . We can solve for  $x$  and find  $x = t/2$ . Knowing that  $y = x^2$ , we have  $y = t^2/4$ . Thus parametric equations for the parabola  $y = x^2$  are

$$x = t/2, y = t^2/4.$$

To find the point where the tangent line has a slope of  $-2$ , we set  $t = -2$ . This gives the point  $(-1, 1)$ . We can verify that the slope of the line tangent to the curve at this point indeed has a slope of  $-2$ .

We sometimes choose the parameter to accurately model physical behavior.

### Example 10.2.14 Converting from rectangular to parametric.

An object is fired from a height of 0 feet and lands 6 seconds later, 192 feet away. Assuming ideal projectile motion, the height, in feet, of the object can be described by  $h(x) = -x^2/64 + 3x$ , where  $x$  is the distance in feet from the initial location. (Thus  $h(0) = h(192) = 0$  feet.) Find parametric equations  $x = f(t)$ ,  $y = g(t)$  for the path of the projectile where  $x$  is the horizontal distance the object has traveled at time  $t$  (in

Video solution



[youtu.be/watch?v=YsOEecXNb8](https://youtu.be/watch?v=YsOEecXNb8)

seconds) and  $y$  is the height at time  $t$ .

**Solution.** Physics tells us that the horizontal motion of the projectile is linear; that is, the horizontal speed of the projectile is constant. Since the object travels 192 ft in 6 s, we deduce that the object is moving horizontally at a rate of  $32 \frac{\text{ft}}{\text{s}}$ , giving the equation  $x = 32t$ . As  $y = -x^2/64 + 3x$ , we find  $y = -16t^2 + 96t$ . We can quickly verify that  $y'' = -32 \frac{\text{ft}}{\text{s}^2}$ , the acceleration due to gravity, and that the projectile reaches its maximum at  $t = 3$ , halfway along its path.

These parametric equations make certain determinations about the object's location easy: 2 seconds into the flight the object is at the point  $(x(2), y(2)) = (64, 128)$ . That is, it has traveled horizontally 64 ft and is at a height of 128 ft, as shown in Figure 10.2.15.

It is sometimes necessary to convert given parametric equations into rectangular form. This can be decidedly more difficult, as some “simple” looking parametric equations can have very “complicated” rectangular equations. This conversion is often referred to as “eliminating the parameter,” as we are looking for a relationship between  $x$  and  $y$  that does not involve the parameter  $t$ .

### Example 10.2.16 Eliminating the parameter.

Find a rectangular equation for the curve described by

$$x = \frac{1}{t^2 + 1} \text{ and } y = \frac{t^2}{t^2 + 1}.$$

**Solution.** There is not a set way to eliminate a parameter. One method is to solve for  $t$  in one equation and then substitute that value in the second. We use that technique here, then show a second, simpler method. Starting with  $x = 1/(t^2 + 1)$ , solve for  $t$ :  $t = \pm\sqrt{1/x - 1}$ . Substitute this value for  $t$  in the equation for  $y$ :

$$\begin{aligned} y &= \frac{t^2}{t^2 + 1} \\ &= \frac{1/x - 1}{1/x - 1 + 1} \\ &= \frac{1/x - 1}{1/x} \\ &= \left(\frac{1}{x} - 1\right) \cdot x \\ &= 1 - x. \end{aligned}$$

Thus  $y = 1 - x$ . One may have recognized this earlier by manipulating the equation for  $y$ :

$$y = \frac{t^2}{t^2 + 1} = 1 - \frac{1}{t^2 + 1} = 1 - x.$$

This is a shortcut that is very specific to this problem; sometimes shortcuts exist and are worth looking for.

We should be careful to limit the domain of the function  $y = 1 - x$ . The parametric equations limit  $x$  to values in  $(0, 1]$ , thus to produce the same graph we should limit the domain of  $y = 1 - x$  to the same.

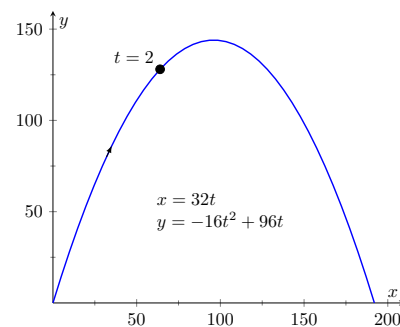


Figure 10.2.15 Graphing projectile motion in Example 10.2.14

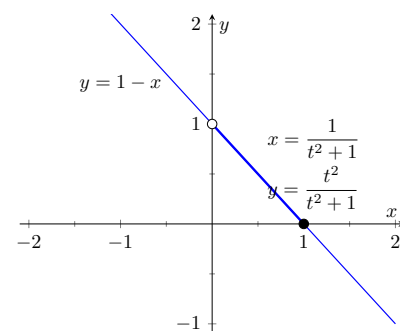


Figure 10.2.17 Graphing parametric and rectangular equations for a graph in Example 10.2.16



The graphs of these functions is given in [Figure 10.2.17](#). The portion of the graph defined by the parametric equations is given in a thick line; the graph defined by  $y = 1 - x$  with unrestricted domain is given in a thin line.

### Example 10.2.18 Eliminating the parameter.

Eliminate the parameter in  $x = 4 \cos(t) + 3$ ,  $y = 2 \sin(t) + 1$

**Solution.** We should not try to solve for  $t$  in this situation as the resulting algebra/trig would be messy. Rather, we solve for  $\cos(t)$  and  $\sin(t)$  in each equation, respectively. This gives

$$\cos(t) = \frac{x-3}{4} \text{ and } \sin(t) = \frac{y-1}{2}.$$

The Pythagorean Theorem gives  $\cos^2(t) + \sin^2(t) = 1$ , so:

$$\begin{aligned} \cos^2(t) + \sin^2(t) &= 1 \\ \left(\frac{x-3}{4}\right)^2 + \left(\frac{y-1}{2}\right)^2 &= 1 \\ \frac{(x-3)^2}{16} + \frac{(y-1)^2}{4} &= 1 \end{aligned}$$

This final equation should look familiar — it is the equation of an ellipse! [Figure 10.2.19](#) plots the parametric equations, demonstrating that the graph is indeed of an ellipse with a horizontal major axis and center at  $(3, 1)$ .

The Pythagorean Theorem can also be used to identify parametric equations for hyperbolas. We give the parametric equations for ellipses and hyperbolas in the following Key Idea.

### Key Idea 10.2.20 Parametric Equations of Ellipses and Hyperbolas.

- The parametric equations

$$x = a \cos(t) + h, y = b \sin(t) + k$$

define an ellipse with horizontal axis of length  $2a$  and vertical axis of length  $2b$ , centered at  $(h, k)$ .

- The parametric equations

$$x = a \tan(t) + h, y = \pm b \sec(t) + k$$

define a hyperbola with vertical transverse axis centered at  $(h, k)$ , and

$$x = \pm a \sec(t) + h, y = b \tan(t) + k$$

defines a hyperbola with horizontal transverse axis. Each has asymptotes at  $y = \pm b/a(x - h) + k$ .

Video solution

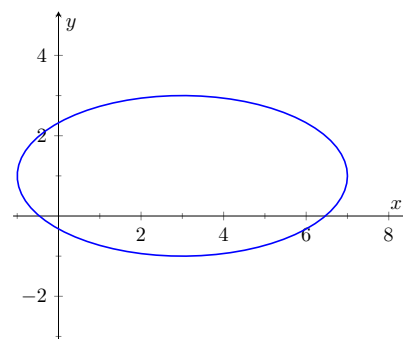


[youtu.be/watch?v=8Vgv74zCWFQ](https://youtu.be/watch?v=8Vgv74zCWFQ)

Video solution



[youtu.be/watch?v=RYkPHhpqnas](https://youtu.be/watch?v=RYkPHhpqnas)

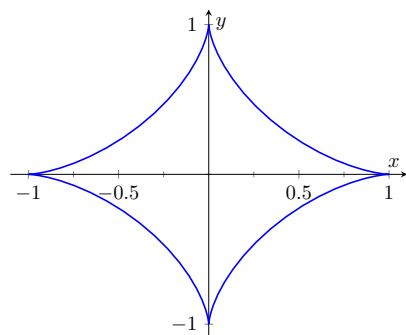


**Figure 10.2.19** Graphing the parametric equations  $x = 4 \cos(t) + 3$ ,  $y = 2 \sin(t) + 1$  in [Example 10.2.18](#)

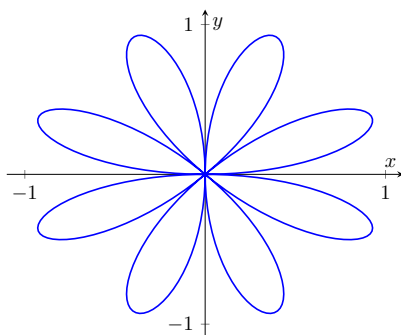
### 10.2.3 Special Curves

Figure 10.2.21 gives a small gallery of “interesting” and “famous” curves along with parametric equations that produce them. Interested readers can begin learning more about these curves through internet searches.

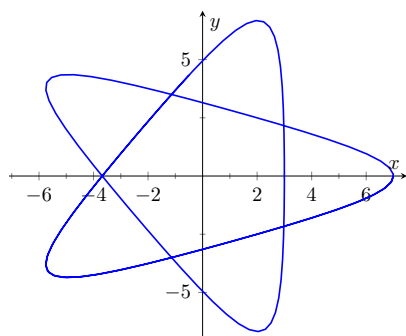
One might note a feature shared by two of these graphs: “sharp corners,” or *cusps*. We have seen graphs with cusps before and determined that such functions are not differentiable at these points. This leads us to a definition.



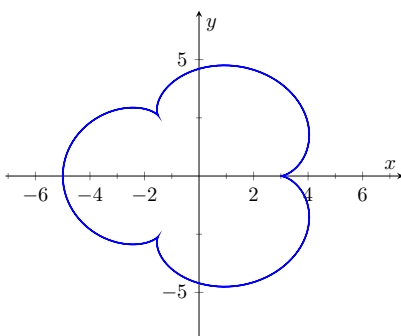
(a) Astroid where  $x = \cos^3(t)$  and  $y = \sin^3(t)$



(b) Rose Curve where  $x = \cos(t) \sin(4t)$  and  $y = \sin(t) \sin(4t)$



(c) Hypotrochoid where  $x = 2 \cos(t) + 5 \cos(2t/3)$  and  $y = 2 \sin(t) - 5 \sin(2t/3)$



(d) Epicycloid where  $x = 4 \cos(t) - \cos(4t)$  and  $y = 4 \sin(t) - \sin(4t)$

Figure 10.2.21 A gallery of interesting planar curves

#### Definition 10.2.22 Smooth.

A curve  $C$  defined by  $x = f(t)$ ,  $y = g(t)$  is **smooth** on an interval  $I$  if  $f'$  and  $g'$  are continuous on  $I$  and not simultaneously 0 (except possibly at the endpoints of  $I$ ). A curve is **piecewise smooth** on  $I$  if  $I$  can be partitioned into subintervals where  $C$  is smooth on each subinterval.

Consider the astroid, given by  $x = \cos^3(t)$ ,  $y = \sin^3(t)$ . Taking derivatives, we have:

$$x' = -3 \cos^2(t) \sin(t) \text{ and } y' = 3 \sin^2(t) \cos(t).$$

It is clear that each is 0 when  $t = 0, \pi/2, \pi, \dots$ . Thus the astroid is not smooth at these points, corresponding to the cusps seen in the figure.

We demonstrate this once more.

**Example 10.2.23 Determine where a curve is not smooth.**

Let a curve  $C$  be defined by the parametric equations  $x = t^3 - 12t + 17$  and  $y = t^2 - 4t + 8$ . Determine the points, if any, where it is not smooth.

**Solution.** We begin by taking derivatives.

$$x' = 3t^2 - 12, y' = 2t - 4.$$

We set each equal to 0:

$$x' = 0 \Rightarrow 3t^2 - 12 = 0 \Rightarrow t = \pm 2$$

$$y' = 0 \Rightarrow 2t - 4 = 0 \Rightarrow t = 2$$

We see at  $t = 2$  both  $x'$  and  $y'$  are 0; thus  $C$  is not smooth at  $t = 2$ , corresponding to the point  $(1, 4)$ . The curve is graphed in Figure 10.2.24, illustrating the cusp at  $(1, 4)$ .

If a curve is not smooth at  $t = t_0$ , it means that  $x'(t_0) = y'(t_0) = 0$  as defined. This, in turn, means that rate of change of  $x$  (and  $y$ ) is 0; that is, at that instant, neither  $x$  nor  $y$  is changing. If the parametric equations describe the path of some object, this means the object is at rest at  $t_0$ . An object at rest can make a “sharp” change in direction, whereas moving objects tend to change direction in a “smooth” fashion.

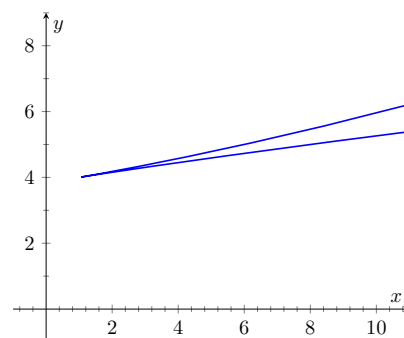
One should be careful to note that a “sharp corner” does not have to occur when a curve is not smooth. For instance, one can verify that  $x = t^3$ ,  $y = t^6$  produce the familiar  $y = x^2$  parabola. However, in this parametrization, the curve is not smooth. A particle traveling along the parabola according to the given parametric equations comes to rest at  $t = 0$ , though no sharp point is created.

Our previous experience with cusps taught us that a function was not differentiable at a cusp. This can lead us to wonder about derivatives in the context of parametric equations and the application of other calculus concepts. Given a curve defined parametrically, how do we find the slopes of tangent lines? Can we determine concavity? We explore these concepts and more in the next section.

Video solution



[youtu.be/watch?v=rqhh0McArDM](https://youtu.be/watch?v=rqhh0McArDM)



**Figure 10.2.24** Graphing the curve in Example 10.2.23; note it is not smooth at  $(1, 4)$

## 10.2.4 Exercises

## Terms and Concepts

1. True or False? When sketching the graph of parametric equations, the  $x$ - and  $y$ -values are found separately, then plotted together. (☐ True ☐ False)
2. The direction in which a graph is “moving” is called the \_\_\_\_\_ of the graph.
3. An equation written as  $y = f(x)$  is written in \_\_\_\_\_ form.
4. Create parametric equations  $x = f(t)$ ,  $y = g(t)$  and sketch their graph. Explain any interesting features of your graph based on the functions  $f$  and  $g$ .

## Problems

**Exercise Group.** In the following exercises, sketch the graph of the given parametric equations *by hand*, making a table of points to plot. Be sure to indicate the orientation of the graph.

5.  $x = t^2 + t, y = 1 - t^2, -3 \leq t \leq 3$
6.  $x = 1, y = 5 \sin(t), -\pi/2 \leq t \leq \pi/2$
7.  $x = t^2, y = 2, -2 \leq t \leq 2$
8.  $x = t^3 - t + 3, y = t^2 + 1, -2 \leq t \leq 2$

**Exercise Group.** In the following exercises, sketch the graph of the given parametric equations; using a graphing utility is advisable. Be sure to indicate the orientation of the graph.

9.  $x = t^3 - 2t^2, y = t^2, -2 \leq t \leq 3$
10.  $x = 1/t, y = \sin(t), 0 < t \leq 10$
11.  $x = 3 \cos(t), y = 5 \sin(t), 0 \leq t \leq 2\pi$
12.  $x = 3 \cos(t) + 2, y = 5 \sin(t) + 3, 0 \leq t \leq 2\pi$
13.  $x = \cos(t), y = \cos(2t), 0 \leq t \leq \pi$
14.  $x = \cos(t), y = \sin(2t), 0 \leq t \leq 2\pi$
15.  $x = 2 \sec(t), y = 3 \tan(t), -\pi/2 < t < \pi/2$
16.  $x = \cosh(t), y = \sinh(t), -2 \leq t \leq 2$
17.  $x = \cos(t) + \frac{1}{4} \cos(8t), y = \sin(t) + \frac{1}{4} \sin(8t), 0 \leq t \leq 2\pi$
18.  $x = \cos(t) + \frac{1}{4} \sin(8t), y = \sin(t) + \frac{1}{4} \cos(8t), 0 \leq t \leq 2\pi$

**Exercise Group.** In the following exercises, four sets of parametric equations are given. Describe how their graphs are similar and different. Be sure to discuss orientation and ranges.

19.
  - (a)  $x = t, y = t^2, -\infty < t < \infty$
  - (b)  $x = \sin(t), y = \sin^2(t), -\infty < t < \infty$
  - (c)  $x = e^t, y = e^{2t}, -\infty < t < \infty$
  - (d)  $x = -t, y = t^2, -\infty < t < \infty$
20.
  - (a)  $x = \cos(t), y = \sin(t), 0 \leq t \leq 2\pi$
  - (b)  $x = \cos(t^2), y = \sin(t^2), 0 \leq t \leq 2\pi$
  - (c)  $x = \cos(1/t), y = \sin(1/t), 0 < t < 1$
  - (d)  $x = \cos(\cos(t)), y = \sin(\cos(t)), 0 \leq t \leq 2\pi$

**Exercise Group.** Eliminate the parameter in the given parametric equations.

21.  $x = 2t + 5, y = -3t + 1$
22.  $x = \sec(t), y = \tan(t)$
23.  $x = 4 \sin(t) + 1, y = 3 \cos(t) - 2$
24.  $x = t^2, y = t^3$
25.  $x = \frac{1}{t+1}, y = \frac{3t+5}{t+1}$
26.  $x = e^t, y = e^{3t} - 3$
27.  $x = \ln(t), y = t^2 - 1$
28.  $x = \cot(t), y = \csc(t)$
29.  $x = \cosh(t), y = \sinh(t)$
30.  $x = \cos(2t), y = \sin(t)$

**Exercise Group.** In the following exercises, eliminate the parameter in the given parametric equations. Describe the curve defined by the parametric equations based on its rectangular form.

31.  $x = at + x_0, y = bt + y_0$
32.  $x = r \cos(t), y = r \sin(t)$

33.  $x = a \cos(t) + h, y = b \sin(t) + k$

34.  $x = a \sec(t) + h, y = b \tan(t) + k$

**Exercise Group.** In the following exercises, find parametric equations for the given rectangular equation using the parameter  $t = \frac{dy}{dx}$ . Verify that at  $t = 1$ , the point on the graph has a tangent line with slope of 1.

35.  $y = 3x^2 - 11x + 2$

36.  $y = e^x$

37.  $y = \sin(x)$

38.  $y = \sqrt{x}$  on  $[0, \infty)$

**Exercise Group.** In the following exercises, find the values of  $t$  where the graph of the parametric equations crosses itself.

39.  $x = t^3 - t + 3, y = t^2 - 3$

40.  $x = t^3 - 4t^2 + t + 7, y = t^2 - t$

41.  $x = \cos(t), y = \sin(2t)$  on  $[0, 2\pi]$

42.  $x = \cos(t) \cos(3t), y = \sin(t) \cos(3t)$  on  $[0, \pi]$

**Exercise Group.** In the following exercises, find the value(s) of  $t$  where the curve defined by the parametric equations is not smooth.

43.  $x = t^3 + t^2 - t, y = t^2 + 2t + 3$

44.  $x = t^2 - 4t, y = t^3 - 2t^2 - 4t$

45.  $x = \cos(t), y = 2 \cos(t)$

46.  $x = 2 \cos(t) - \cos(2t), y = 2 \sin(t) - \sin(2t)$

**Exercise Group.** Find parametric equations that describe the given situation.

47. A projectile is fired from a height of 0 ft, landing 16 ft away in 4 s.

48. A projectile is fired from a height of 0 ft, landing 200 ft away in 4 s.

49. A projectile is fired from a height of 0 ft, landing 200 ft away in 20 s.

50. Find parametric equations that describe a circle of radius 2, centered at the origin, that is traced clockwise once at constant speed on  $[0, 2\pi]$ .51. Find parametric equations that describe a circle of radius 3, centered at  $(1, 1)$ , that is traced once counter-clockwise at constant speed on  $[0, 1]$ .52. Find parametric equations that describe an ellipse centered at  $(1, 3)$ , with vertical major axis of length 6 and minor axis of length 2.53. An ellipse with foci at  $(\pm 1, 0)$  and vertices at  $(\pm 5, 0)$ .54. A hyperbola with foci at  $(5, -3)$  and  $(-1, -3)$ , and with vertices at  $(1, -3)$  and  $(3, -3)$ .55. A hyperbola with vertices at  $(0, \pm 6)$  and asymptotes  $y = \pm 3x$ .

## 10.3 Calculus and Parametric Equations

The previous section defined curves based on parametric equations. In this section we'll employ the techniques of calculus to study these curves.

We are still interested in lines tangent to points on a curve. They describe how the  $y$ -values are changing with respect to the  $x$ -values, they are useful in making approximations, and they indicate instantaneous direction of travel.

The slope of the tangent line is still  $\frac{dy}{dx}$ , and the Chain Rule allows us to calculate this in the context of parametric equations. If  $x = f(t)$  and  $y = g(t)$ , the Chain Rule states that

$$\frac{dy}{dt} = \frac{dy}{dx} \cdot \frac{dx}{dt}.$$

Solving for  $\frac{dy}{dx}$ , we get

$$\frac{dy}{dx} = \frac{dy}{dt} \bigg/ \frac{dx}{dt} = \frac{g'(t)}{f'(t)},$$

provided that  $f'(t) \neq 0$ . This is important so we label it a Key Idea.

### Key Idea 10.3.2 Finding $\frac{dy}{dx}$ with Parametric Equations.

Let  $x = f(t)$  and  $y = g(t)$ , where  $f$  and  $g$  are differentiable on some open interval  $I$  and  $f'(t) \neq 0$  on  $I$ . Then

$$\frac{dy}{dx} = \frac{g'(t)}{f'(t)}.$$

We use this to define the tangent line.

### Definition 10.3.3 Tangent and Normal Lines.

Let a curve  $C$  be parametrized by  $x = f(t)$  and  $y = g(t)$ , where  $f$  and  $g$  are differentiable functions on some interval  $I$  containing  $t = t_0$ . The **tangent line** to  $C$  at  $t = t_0$  is the line through  $(f(t_0), g(t_0))$  with slope  $m = g'(t_0)/f'(t_0)$ , provided  $f'(t_0) \neq 0$ .

The **normal line** to  $C$  at  $t = t_0$  is the line through  $(f(t_0), g(t_0))$  with slope  $m = -f'(t_0)/g'(t_0)$ , provided  $g'(t_0) \neq 0$ .

The definition leaves two special cases to consider. When the tangent line is horizontal, the normal line is undefined by the above definition as  $g'(t_0) = 0$ . Likewise, when the normal line is horizontal, the tangent line is undefined. It seems reasonable that these lines be defined (one can draw a line tangent to the "right side" of a circle, for instance), so we add the following to the above definition.

1. If the tangent line at  $t = t_0$  has a slope of 0, the normal line to  $C$  at  $t = t_0$  is the line  $x = f(t_0)$ .
2. If the normal line at  $t = t_0$  has a slope of 0, the tangent line to  $C$  at  $t = t_0$  is the line  $x = f(t_0)$ .

### Example 10.3.4 Tangent and Normal Lines to Curves.

Let  $x = 5t^2 - 6t + 4$  and  $y = t^2 + 6t - 1$ , and let  $C$  be the curve defined by these equations.

1. Find the equations of the tangent and normal lines to  $C$  at  $t = 3$ .



[youtu.be/watch?v=FlvX66HAaj8](https://youtu.be/watch?v=FlvX66HAaj8)

Figure 10.3.1 Video introduction to Section 10.3

2. Find where  $C$  has vertical and horizontal tangent lines.

**Solution.**

1. We start by computing  $f'(t) = 10t - 6$  and  $g'(t) = 2t + 6$ . Thus

$$\frac{dy}{dx} = \frac{2t + 6}{10t - 6}.$$

Make note of something that might seem unusual:  $\frac{dy}{dx}$  is a function of  $t$ , not  $x$ . Just as points on the curve are found in terms of  $t$ , so are the slopes of the tangent lines. The point on  $C$  at  $t = 3$  is  $(31, 26)$ . The slope of the tangent line is  $m = 1/2$  and the slope of the normal line is  $m = -2$ . Thus,

- the equation of the tangent line is  $y = \frac{1}{2}(x - 31) + 26$ , and
- the equation of the normal line is  $y = -2(x - 31) + 26$ .

This is illustrated in [Figure 10.3.5](#).

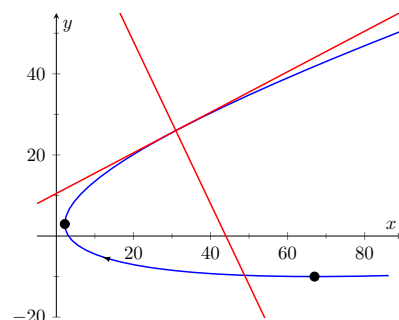
2. To find where  $C$  has a horizontal tangent line, we set  $\frac{dy}{dx} = 0$  and solve for  $t$ . In this case, this amounts to setting  $g'(t) = 0$  and solving for  $t$  (and making sure that  $f'(t) \neq 0$ ).

$$g'(t) = 0 \Rightarrow 2t + 6 = 0 \Rightarrow t = -3.$$

The point on  $C$  corresponding to  $t = -3$  is  $(67, -10)$ ; the tangent line at that point is horizontal (hence with equation  $y = -10$ ). To find where  $C$  has a vertical tangent line, we find where it has a horizontal normal line, and set  $-\frac{f'(t)}{g'(t)} = 0$ . This amounts to setting  $f'(t) = 0$  and solving for  $t$  (and making sure that  $g'(t) \neq 0$ ).

$$f'(t) = 0 \Rightarrow 10t - 6 = 0 \Rightarrow t = 0.6.$$

The point on  $C$  corresponding to  $t = 0.6$  is  $(2.2, 2.96)$ . The tangent line at that point is  $x = 2.2$ . The points where the tangent lines are vertical and horizontal are indicated on the graph in [Figure 10.3.5](#).



**Figure 10.3.5** Graphing tangent and normal lines in [Example 10.3.4](#)

**Video solution**



[youtu.be/watch?v=A62eUDxiOw4](https://youtu.be/watch?v=A62eUDxiOw4)

### Example 10.3.6 Tangent and Normal Lines to a Circle.

1. Find where the unit circle, defined by  $x = \cos(t)$  and  $y = \sin(t)$  on  $[0, 2\pi]$ , has vertical and horizontal tangent lines.
2. Find the equation of the normal line at  $t = t_0$ .

**Solution.**

1. We compute the derivative following [Key Idea 10.3.2](#):

$$\frac{dy}{dx} = \frac{g'(t)}{f'(t)} = -\frac{\cos(t)}{\sin(t)}.$$

The derivative is 0 when  $\cos(t) = 0$ ; that is, when  $t = \pi/2, 3\pi/2$ . These are the points  $(0, 1)$  and  $(0, -1)$  on the circle. The normal

line is horizontal (and hence, the tangent line is vertical) when  $\sin(t) = 0$ ; that is, when  $t = 0, \pi, 2\pi$ , corresponding to the points  $(-1, 0)$  and  $(0, 1)$  on the circle. These results should make intuitive sense.

2. The slope of the normal line at  $t = t_0$  is  $m = \frac{\sin(t_0)}{\cos(t_0)} = \tan(t_0)$ . This normal line goes through the point  $(\cos(t_0), \sin(t_0))$ , giving the line

$$\begin{aligned} y &= \frac{\sin(t_0)}{\cos(t_0)}(x - \cos(t_0)) + \sin(t_0) \\ &= (\tan(t_0))x, \end{aligned}$$

as long as  $\cos(t_0) \neq 0$ . It is an important fact to recognize that the normal lines to a circle pass through its center, as illustrated in Figure 10.3.7. Stated in another way, any line that passes through the center of a circle intersects the circle at right angles.

### Example 10.3.8 Tangent lines when $\frac{dy}{dx}$ is not defined.

Find the equation of the tangent line to the astroid  $x = \cos^3(t)$ ,  $y = \sin^3(t)$  at  $t = 0$ , shown in Figure 10.3.9.

**Solution.** We start by finding  $x'(t)$  and  $y'(t)$ :

$$x'(t) = -3 \sin(t) \cos^2(t), \quad y'(t) = 3 \cos(t) \sin^2(t).$$

Note that both of these are 0 at  $t = 0$ ; the curve is not smooth at  $t = 0$  forming a cusp on the graph. Evaluating  $\frac{dy}{dx}$  at this point returns the indeterminate form of “0/0”.

We can, however, examine the slopes of tangent lines near  $t = 0$ , and take the limit as  $t \rightarrow 0$ .

$$\begin{aligned} \lim_{t \rightarrow 0} \frac{y'(t)}{x'(t)} &= \lim_{t \rightarrow 0} \frac{3 \cos(t) \sin^2(t)}{-3 \sin(t) \cos^2(t)} \quad (\text{We can cancel as } t \neq 0.) \\ &= \lim_{t \rightarrow 0} -\frac{\sin(t)}{\cos(t)} \\ &= 0. \end{aligned}$$

We have accomplished something significant. When the derivative  $\frac{dy}{dx}$  returns an indeterminate form at  $t = t_0$ , we can define its value by setting it to be  $\lim_{t \rightarrow t_0} \frac{dy}{dx}$ , if that limit exists. This allows us to find slopes of tangent lines at cusps, which can be very beneficial.

We found the slope of the tangent line at  $t = 0$  to be 0; therefore the tangent line is  $y = 0$ , the  $x$ -axis.

### 10.3.1 Concavity

We continue to analyze curves in the plane by considering their concavity; that is, we are interested in  $\frac{d^2y}{dx^2}$ , “the second derivative of  $y$  with respect to  $x$ .” To

Video solution



[youtu.be/watch?v=PpmsaMVJAZI](https://youtu.be/watch?v=PpmsaMVJAZI)

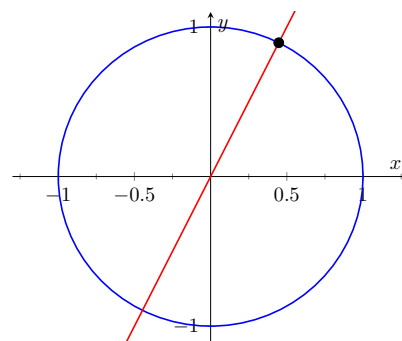


Figure 10.3.7 Illustrating how a circle's normal lines pass through its center

Video solution



[youtu.be/watch?v=rb4wEkhcUe](https://youtu.be/watch?v=rb4wEkhcUe)

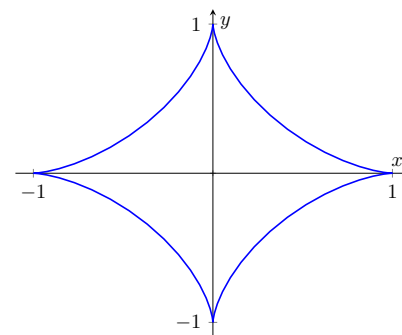


Figure 10.3.9 A graph of an astroid



find this, we need to find the derivative of  $\frac{dy}{dx}$  with respect to  $x$ ; that is,

$$\frac{d^2y}{dx^2} = \frac{d}{dx} \left[ \frac{dy}{dx} \right],$$

but recall that  $\frac{dy}{dx}$  is a function of  $t$ , not  $x$ , making this computation not straightforward.

To make the upcoming notation a bit simpler, let  $h(t) = \frac{dy}{dx}$ . We want  $\frac{d}{dx}[h(t)]$ ; that is, we want  $\frac{dh}{dx}$ . We again appeal to the Chain Rule. Note:

$$\frac{dh}{dt} = \frac{dh}{dx} \cdot \frac{dx}{dt} \Rightarrow \frac{dh}{dx} = \frac{dh}{dt} \bigg/ \frac{dx}{dt}.$$

In words, to find  $\frac{d^2y}{dx^2}$ , we first take the derivative of  $\frac{dy}{dx}$  with respect to  $t$ , then divide by  $x'(t)$ . We restate this as a Key Idea.

**Key Idea 10.3.10 Finding  $\frac{d^2y}{dx^2}$  with Parametric Equations.**

Let  $x = f(t)$  and  $y = g(t)$  be twice differentiable functions on an open interval  $I$ , where  $f'(t) \neq 0$  on  $I$ . Then

$$\frac{d^2y}{dx^2} = \frac{d}{dt} \left[ \frac{dy}{dx} \right] \bigg/ \frac{dx}{dt} = \frac{d}{dt} \left[ \frac{dy}{dx} \right] \bigg/ f'(t).$$

Examples will help us understand this Key Idea.

**Example 10.3.11 Concavity of Plane Curves.**

Let  $x = 5t^2 - 6t + 4$  and  $y = t^2 + 6t - 1$  as in [Example 10.3.4](#). Determine the  $t$ -intervals on which the graph is concave up/down.

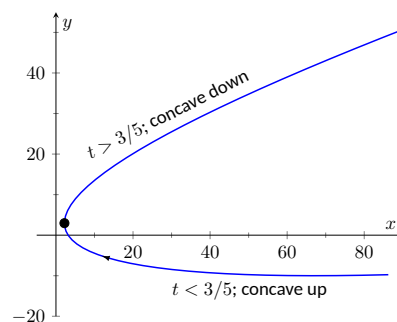
**Solution (a).** Concavity is determined by the second derivative of  $y$  with respect to  $x$ ,  $\frac{d^2y}{dx^2}$ , so we compute that here following [Key Idea 10.3.10](#).

In [Example 10.3.4](#), we found  $\frac{dy}{dx} = \frac{2t+6}{10t-6}$  and  $f'(t) = 10t-6$ . So:

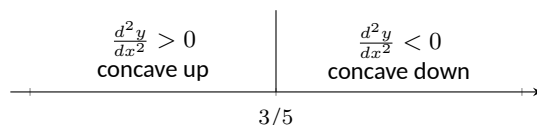
$$\begin{aligned} \frac{d^2y}{dx^2} &= \frac{d}{dt} \left[ \frac{2t+6}{10t-6} \right] \bigg/ (10t-6) \\ &= -\frac{72}{(10t-6)^2} \bigg/ (10t-6) \\ &= -\frac{72}{(10t-6)^3} \\ &= -\frac{9}{(5t-3)^3} \end{aligned}$$

The graph of the parametric functions is concave up when  $\frac{d^2y}{dx^2} > 0$  and concave down when  $\frac{d^2y}{dx^2} < 0$ . We determine the intervals when the second derivative is greater/less than 0 by first finding when it is 0 or undefined.

As the numerator of  $-\frac{9}{(5t-3)^3}$  is never 0,  $\frac{d^2y}{dx^2} \neq 0$  for all  $t$ . It is undefined when  $5t-3 = 0$ ; that is, when  $t = 3/5$ . Following the work established in [Section 3.4](#), we look at values of  $t$  greater/less than  $3/5$  on a number line:



**Figure 10.3.12** Graphing the parametric equations in [Example 10.3.11](#) to demonstrate concavity



Reviewing [Example 10.3.4](#), we see that when  $t = 3/5 = 0.6$ , the graph of the parametric equations has a vertical tangent line. This point is also a point of inflection for the graph, illustrated in [Figure 10.3.12](#).

The video in [Figure 10.3.13](#) shows how this information can be used to sketch the curve by hand.

Video solution



[youtu.be/watch?v=ZUN\\_apodMWw](https://youtu.be/watch?v=ZUN_apodMWw)

#### Example 10.3.14 Concavity of Plane Curves.

Find the points of inflection of the graph of the parametric equations  $x = \sqrt{t}$ ,  $y = \sin(t)$ , for  $0 \leq t \leq 16$ .

**Solution.** We need to compute  $\frac{dy}{dx}$  and  $\frac{d^2y}{dx^2}$ .

$$\frac{dy}{dx} = \frac{y'(t)}{x'(t)} = \frac{\cos(t)}{1/(2\sqrt{t})} = 2\sqrt{t} \cos(t).$$

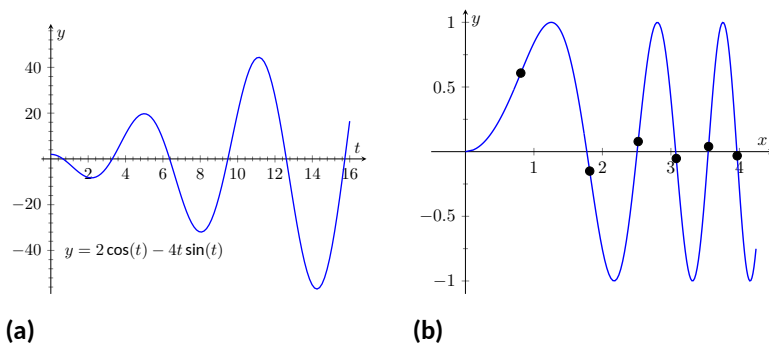
$$\frac{d^2y}{dx^2} = \frac{\frac{d}{dt} \left[ \frac{dy}{dx} \right]}{x'(t)} = \frac{\cos(t)/\sqrt{t} - 2\sqrt{t} \sin(t)}{1/(2\sqrt{t})} = 2\cos(t) - 4t \sin(t).$$

The points of inflection are found by setting  $\frac{d^2y}{dx^2} = 0$ . This is not trivial, as equations that mix polynomials and trigonometric functions generally do not have “nice” solutions.

In [Figure 10.3.15\(a\)](#) we see a plot of the second derivative. It shows that it has zeros at approximately  $t = 0.5, 3.5, 6.5, 9.5, 12.5$  and  $16$ . These approximations are not very good, made only by looking at the graph. Newton’s Method provides more accurate approximations. Accurate to 2 decimal places, we have:

$$t = 0.65, 3.29, 6.36, 9.48, 12.61 \text{ and } 15.74.$$

The corresponding points have been plotted on the graph of the parametric equations in [Figure 10.3.15\(b\)](#). Note how most occur near the  $x$ -axis, but not exactly on the axis.



**Figure 10.3.15** In (a), a graph of  $\frac{d^2y}{dx^2}$ , showing where it is approximately 0. In (b), graph of the parametric equations in [Example 10.3.14](#) along with the points of inflection



[youtu.be/watch?v=HSBSVFSVqms](https://youtu.be/watch?v=HSBSVFSVqms)

**Figure 10.3.13** Sketching the curve in [Example 10.3.11](#)

### 10.3.2 Arc Length

We continue our study of the features of the graphs of parametric equations by computing their arc length.

Recall in [Section 7.4](#) we found the arc length of the graph of a function, from  $x = a$  to  $x = b$ , to be

$$L = \int_a^b \sqrt{1 + \left(\frac{dy}{dx}\right)^2} dx.$$

We can use this equation and convert it to the parametric equation context. Letting  $x = f(t)$  and  $y = g(t)$ , we know that  $\frac{dy}{dx} = g'(t)/f'(t)$ . It will also be useful to calculate the differential of  $x$ :

$$dx = f'(t)dt \quad \Rightarrow \quad dt = \frac{1}{f'(t)} \cdot dx.$$

Starting with the arc length formula above, consider:

$$\begin{aligned} L &= \int_a^b \sqrt{1 + \left(\frac{dy}{dx}\right)^2} dx \\ &= \int_a^b \sqrt{1 + \frac{g'(t)^2}{f'(t)^2}} dx. \end{aligned}$$

Factor out the  $f'(t)^2$ :

$$\begin{aligned} &= \int_a^b \sqrt{f'(t)^2 + g'(t)^2} \cdot \underbrace{\frac{1}{f'(t)} dx}_{=dt} \\ &= \int_{t_1}^{t_2} \sqrt{f'(t)^2 + g'(t)^2} dt. \end{aligned}$$

Note the new bounds (no longer “ $x$ ” bounds, but “ $t$ ” bounds). They are found by finding  $t_1$  and  $t_2$  such that  $a = f(t_1)$  and  $b = f(t_2)$ . This formula is important, so we restate it as a theorem.

**Theorem 10.3.17 Arc Length of Parametric Curves.**

Let  $x = f(t)$  and  $y = g(t)$  be parametric equations with  $f'$  and  $g'$  continuous on  $[t_1, t_2]$ , on which the graph traces itself only once. The arc length of the graph, from  $t = t_1$  to  $t = t_2$ , is

$$L = \int_{t_1}^{t_2} \sqrt{f'(t)^2 + g'(t)^2} dt.$$

As before, these integrals are often not easy to compute. We start with a simple example, then give another where we approximate the solution.

**Example 10.3.18 Arc Length of a Circle.**

Find the arc length of the circle parametrized by  $x = 3 \cos(t)$ ,  $y = 3 \sin(t)$  on  $[0, 3\pi/2]$ .



[youtu.be/watch?v=57F7ZspPOIU](https://youtu.be/watch?v=57F7ZspPOIU)

**Figure 10.3.16** Video introduction to arc length for parametric curves

Note: [Theorem 10.3.17](#) makes use of differentiability on closed intervals, just as was done in [Section 7.4](#).

**Solution.** By direct application of [Theorem 10.3.17](#), we have

$$L = \int_0^{3\pi/2} \sqrt{(-3\sin(t))^2 + (3\cos(t))^2} dt.$$

Apply the Pythagorean Theorem.

$$\begin{aligned} &= \int_0^{3\pi/2} 3 dt \\ &= 3t \Big|_0^{3\pi/2} = 9\pi/2. \end{aligned}$$

This should make sense; we know from geometry that the circumference of a circle with radius 3 is  $6\pi$ ; since we are finding the arc length of  $3/4$  of a circle, the arc length is  $3/4 \cdot 6\pi = 9\pi/2$ .

### Example 10.3.19 Arc Length of a Parametric Curve.

The graph of the parametric equations  $x = t(t^2 - 1)$ ,  $y = t^2 - 1$  crosses itself as shown in [Figure 10.3.20](#), forming a “teardrop.” Find the arc length of the teardrop.

**Solution.** We can see by the parametrizations of  $x$  and  $y$  that when  $t = \pm 1$ ,  $x = 0$  and  $y = 0$ . This means we’ll integrate from  $t = -1$  to  $t = 1$ . Applying [Theorem 10.3.17](#), we have

$$\begin{aligned} L &= \int_{-1}^1 \sqrt{(3t^2 - 1)^2 + (2t)^2} dt \\ &= \int_{-1}^1 \sqrt{9t^4 - 2t^2 + 1} dt. \end{aligned}$$

Unfortunately, the integrand does not have an antiderivative expressible by elementary functions. We turn to numerical integration to approximate its value. Using 4 subintervals, Simpson’s Rule approximates the value of the integral as 2.65051. Using a computer, more subintervals are easy to employ, and  $n = 20$  gives a value of 2.71559. Increasing  $n$  shows that this value is stable and a good approximation of the actual value.

### 10.3.3 Surface Area of a Solid of Revolution

Related to the formula for finding arc length is the formula for finding surface area. We can adapt the formula found in [Theorem 7.4.13](#) from [Section 7.4](#) in a similar way as done to produce the formula for arc length done before.

#### Theorem 10.3.21 Surface Area of a Solid of Revolution.

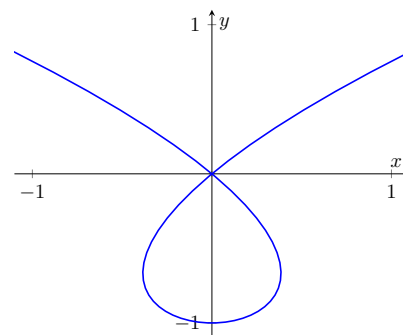
Consider the graph of the parametric equations  $x = f(t)$  and  $y = g(t)$ , where  $f'$  and  $g'$  are continuous on an open interval  $I$  containing  $t_1$  and  $t_2$  on which the graph does not cross itself.

1. The surface area of the solid formed by revolving the graph about

Video solution



[youtu.be/watch?v=lt8vHw3RHEw](https://youtu.be/watch?v=lt8vHw3RHEw)



**Figure 10.3.20** A graph of the parametric equations in [Example 10.3.19](#), where the arc length of the teardrop is calculated

Video solution



[youtu.be/watch?v=G5U9BVhB3PE](https://youtu.be/watch?v=G5U9BVhB3PE)

the  $x$ -axis is (where  $g(t) \geq 0$  on  $[t_1, t_2]$ ):

$$\text{Surface Area} = 2\pi \int_{t_1}^{t_2} g(t) \sqrt{f'(t)^2 + g'(t)^2} dt.$$

2. The surface area of the solid formed by revolving the graph about the  $y$ -axis is (where  $f(t) \geq 0$  on  $[t_1, t_2]$ ):

$$\text{Surface Area} = 2\pi \int_{t_1}^{t_2} f(t) \sqrt{f'(t)^2 + g'(t)^2} dt.$$

### Example 10.3.22 Surface Area of a Solid of Revolution.

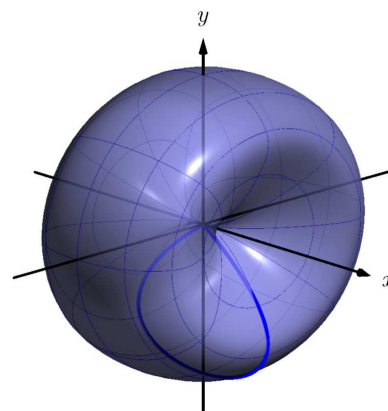
Consider the teardrop shape formed by the parametric equations  $x = t(t^2 - 1)$ ,  $y = t^2 - 1$  as seen in [Example 10.3.19](#). Find the surface area if this shape is rotated about the  $x$ -axis, as shown in [Figure 10.3.23](#).

**Solution.** The teardrop shape is formed between  $t = -1$  and  $t = 1$ . Using [Theorem 10.3.21](#), we see we need for  $g(t) \geq 0$  on  $[-1, 1]$ , and this is not the case. To fix this, we simply replace  $g(t)$  with  $-g(t)$ , which flips the whole graph about the  $x$ -axis (and does not change the surface area of the resulting solid). The surface area is:

$$\begin{aligned} \text{Area } S &= 2\pi \int_{-1}^1 (1 - t^2) \sqrt{(3t^2 - 1)^2 + (2t)^2} dt \\ &= 2\pi \int_{-1}^1 (1 - t^2) \sqrt{9t^4 - 2t^2 + 1} dt. \end{aligned}$$

Once again we arrive at an integral that we cannot compute in terms of elementary functions. Using Simpson's Rule with  $n = 20$ , we find the area to be  $S = 9.44$ . Using larger values of  $n$  shows this is accurate to 2 places after the decimal.

After defining a new way of creating curves in the plane, in this section we have applied calculus techniques to the parametric equation defining these curves to study their properties. In the next section, we define another way of forming curves in the plane. To do so, we create a new coordinate system, called *polar coordinates*, that identifies points in the plane in a manner different than from measuring distances from the  $y$ - and  $x$ - axes.



**Figure 10.3.23** Rotating a teardrop shape about the  $x$ -axis in [Example 10.3.22](#)

## 10.3.4 Exercises

## Terms and Concepts

1. True or False? Given parametric equations  $x = f(t)$  and  $y = g(t)$ ,  $\frac{dy}{dx} = f'(t)/g'(t)$ , as long as  $g'(t) \neq 0$ .  
(☐ True ☐ False)
2. Given parametric equations  $x = f(t)$  and  $y = g(t)$ , the derivative  $\frac{dy}{dx}$  as given in [Key Idea 10.3.2](#) is a function of \_\_\_\_\_?
3. True or False? Given parametric equations  $x = f(t)$  and  $y = g(t)$ , to find  $\frac{d^2y}{dx^2}$ , one simply computes  $\frac{d}{dt}\left(\frac{dy}{dx}\right)$ .  
(☐ True ☐ False)
4. True or False? If  $\frac{dy}{dx} = 0$  at  $t = t_0$ , then the normal line to the curve at  $t = t_0$  is a vertical line. (☐ True ☐ False)

## Problems

**Exercise Group.** In the following exercises, parametric equations for a curve are given.

- (a) Find  $\frac{dy}{dx}$ .
- (b) Find the equations of the tangent and normal line(s) at the point(s) given.
- (c) Sketch the graph of the parametric functions along with the found tangent and normal lines.

5.  $x = t, y = t^2; t = 1$
6.  $x = \sqrt{t}, y = 5t + 2; t = 4$
7.  $x = t^2 - t, y = t^2 + t; t = 1$
8.  $x = t^2 - 1, y = t^3 - t; t = 0$  and  $t = 1$
9.  $x = \sec(t), y = \tan(t)$  on  $(-\pi/2, \pi/2); t = \pi/4$
10.  $x = \cos(t), y = \sin(2t)$  on  $[0, 2\pi]; t = \pi/4$
11.  $x = \cos(t) \sin(2t), y = \sin(t) \sin(2t)$  on  $[0, 2\pi]; t = 3\pi/4$
12.  $x = e^{t/10} \cos(t), y = e^{t/10} \sin(t); t = \pi/2$

**Exercise Group.** Find the  $t$ -values where the curve defined by the given parametric equations has a horizontal tangent line. Note: these are the same equations as in [Exercises 5–12](#).

13.  $x = t, y = t^2$
14.  $x = \sqrt{t}, y = 5t + 2$
15.  $x = t^2 - t, y = t^2 + t$
16.  $x = t^2 - 1, y = t^3 - t$
17.  $x = \sec(t), y = \tan(t)$  on  $(-\pi/2, \pi/2)$
18.  $x = \cos(t), y = \sin(2t)$ , on  $[0, 2\pi)$
19.  $x = \cos(t) \sin(2t), y = \sin(t) \sin(2t)$  on  $[0, 2\pi]$
20.  $x = e^{t/10} \cos(t), y = e^{t/10} \sin(t)$

**Exercise Group.** Find the point  $t = t_0$  where the graph of the given parametric equations is not smooth, then find  $\lim_{t \rightarrow t_0} \frac{dy}{dx}$ .

21.  $x = \frac{1}{t^2+1}, y = t^3$
22.  $x = -t^3 + 7t^2 - 16t + 13, y = t^3 - 5t^2 + 8t - 2$
23.  $x = t^3 - 3t^2 + 3t - 1, y = t^2 - 2t + 1$
24.  $x = \cos^2(t), y = 1 - \sin^2(t)$

**Exercise Group.** For the given parametric equations for a curve, find  $\frac{d^2y}{dx^2}$ , then determine the intervals on which the graph of the curve is concave up/down. Note: these are the same equations as in [Exercises 5–12](#).

25.  $x = t, y = t^2$
26.  $x = \sqrt{t}, y = 5t + 2$
27.  $x = t^2 - t, y = t^2 + t$
28.  $x = t^2 - 1, y = t^3 - t$
29.  $x = \sec(t), y = \tan(t)$  on  $(-\pi/2, \pi/2)$
30.  $x = \cos(t), y = \sin(2t)$ , on  $[0, 2\pi)$
31.  $x = \cos(t) \sin(2t), y = \sin(t) \sin(2t)$  on  $[-\pi/2, \pi/2]$
32.  $x = e^{t/10} \cos(t), y = e^{t/10} \sin(t)$

**Exercise Group.** Find the arc length of the graph of the parametric equations on the given interval(s).

33.  $x = -3 \sin(2t), y = 3 \cos(2t)$  on  $[0, \pi]$
34.  $x = e^{t/10} \cos(t), y = e^{t/10} \sin(t)$  on  $[0, 2\pi]$  and  $[2\pi, 4\pi]$ .
35.  $x = 5t + 2, y = 1 - 3t$  on  $[-1, 1]$
36.  $x = 2t^{3/2}, y = 3t$  on  $[0, 1]$

**Exercise Group.** In the following exercises, numerically approximate the given arc length.

37. Approximate the arc length of one petal of the rose curve  $x = \cos(t) \cos(2t), y = \sin(t) \cos(2t)$  using Simpson's Rule and  $n = 4$ .
38. Approximate the arc length of the "bow tie curve"  $x = \cos(t), y = \sin(2t)$  using Simpson's Rule and  $n = 6$ .
39. Approximate the arc length of the parabola  $x = t^2 - t, y = t^2 + t$  on  $[-1, 1]$  using Simpson's Rule and  $n = 4$ .
40. A common approximate of the circumference of an ellipse given by  $x = a \cos(t), y = b \sin(t)$  is  $C \approx 2\pi \sqrt{\frac{a^2 + b^2}{2}}$ . Use this formula to approximate the circumference of  $x = 5 \cos(t), y = 3 \sin(t)$  and compare this to the approximation given by Simpson's Rule and  $n = 6$ .

**Exercise Group.** In the following exercises, a solid of revolution is described. Find or approximate its surface area as specified.

41. Find the surface area of the sphere formed by rotating the circle  $x = 2 \cos(t), y = 2 \sin(t)$  about:
- (a) The  $x$ -axis.
- (b) The  $y$ -axis.
42. Find the surface area of the torus (or "donut") formed by rotating the circle  $x = \cos(t) + 2, y = \sin(t)$  about the  $y$ -axis.
43. Approximate the surface area of the solid formed by rotating the "upper right half" of the bow tie curve  $x = \cos(t), y = \sin(2t)$  on  $[0, \pi/2]$  about the  $x$ -axis, using Simpson's Rule and  $n = 4$ .
44. Approximate the surface area of the solid formed by rotating the one petal of the rose curve  $x = \cos(t) \cos(2t), y = \sin(t) \cos(2t)$  on  $[0, \pi/4]$  about the  $x$ -axis, using Simpson's Rule and  $n = 4$ .

## 10.4 Introduction to Polar Coordinates

We are generally introduced to the idea of graphing curves by relating  $x$ -values to  $y$ -values through a function  $f$ . That is, we set  $y = f(x)$ , and plot lots of point pairs  $(x, y)$  to get a good notion of how the curve looks. This method is useful but has limitations, not least of which is that curves that “fail the vertical line test” cannot be graphed without using multiple functions.

The previous two sections introduced and studied a new way of plotting points in the  $x, y$ -plane. Using parametric equations,  $x$  and  $y$  values are computed independently and then plotted together. This method allows us to graph an extraordinary range of curves. This section introduces yet another way to plot points in the plane: using *polar coordinates*.

### 10.4.1 Polar Coordinates

Start with a point  $O$  in the plane called the *pole* (we will always identify this point with the origin). From the pole, draw a ray, called the *initial ray* (we will always draw this ray horizontally, identifying it with the positive  $x$ -axis). A point  $P$  in the plane is determined by the distance  $r$  that  $P$  is from  $O$ , and the angle  $\theta$  formed between the initial ray and the segment  $\overline{OP}$  (measured counter-clockwise). We record the distance and angle as an ordered pair  $(r, \theta)$ . To avoid confusion with rectangular coordinates, we will denote polar coordinates with the letter  $P$ , as in  $P(r, \theta)$ . This is illustrated in Figure 10.4.2

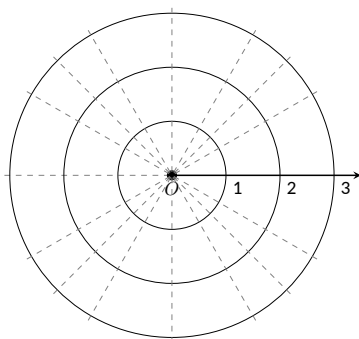
Practice will make this process more clear.

#### Example 10.4.3 Plotting Polar Coordinates.

Plot the following polar coordinates:

$$A = P(1, \pi/4) \quad B = P(1.5, \pi) \quad C = P(2, -\pi/3) \quad D = P(-1, \pi/4)$$

**Solution.** To aid in the drawing, a polar grid is provided below. To place the point  $A$ , go out 1 unit along the initial ray (putting you on the inner circle shown on the grid), then rotate counter-clockwise  $\pi/4$  radians (or  $45^\circ$ ). Alternately, one can consider the rotation first: think about the ray from  $O$  that forms an angle of  $\pi/4$  with the initial ray, then move out 1 unit along this ray (again placing you on the inner circle of the grid).



To plot  $B$ , go out 1.5 units along the initial ray and rotate  $\pi$  radians ( $180^\circ$ ).

To plot  $C$ , go out 2 units along the initial ray then rotate *clockwise*  $\pi/3$  radians, as the angle given is negative.

To plot  $D$ , move along the initial ray “ $-1$ ” units — in other words, “back up” 1 unit, then rotate counter-clockwise by  $\pi/4$ . The results are given in Figure 10.4.4.



[youtu.be/watch?v=pyS8sweaJ9w](https://youtu.be/watch?v=pyS8sweaJ9w)

Figure 10.4.1 Video introduction to Section 10.4

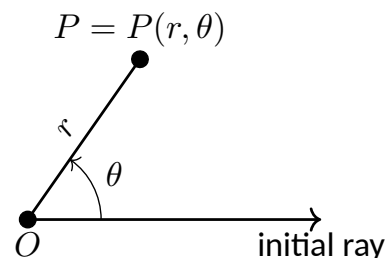


Figure 10.4.2 Illustrating polar coordinates

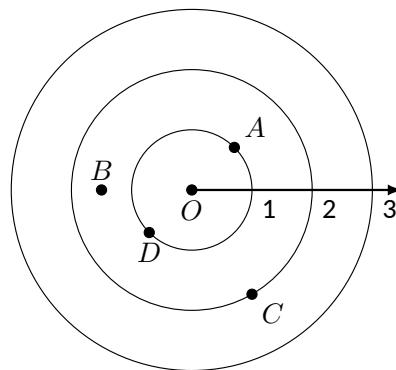


Figure 10.4.4 Plotting polar points in Example 10.4.3



Consider the following two points:  $A = P(1, \pi)$  and  $B = P(-1, 0)$ . To locate  $A$ , go out 1 unit on the initial ray then rotate  $\pi$  radians; to locate  $B$ , go out  $-1$  units on the initial ray and don't rotate. One should see that  $A$  and  $B$  are located at the same point in the plane. We can also consider  $C = P(1, 3\pi)$ , or  $D = P(1, -\pi)$ ; all four of these points share the same location.

This ability to identify a point in the plane with multiple polar coordinates is both a “blessing” and a “curse.” We will see that it is beneficial as we can plot beautiful functions that intersect themselves (much like we saw with parametric functions). The unfortunate part of this is that it can be difficult to determine when this happens. We'll explore this more later in this section.

### 10.4.2 Polar to Rectangular Conversion

It is useful to recognize both the rectangular (or, Cartesian) coordinates of a point in the plane and its polar coordinates. Figure 10.4.5 shows a point  $P$  in the plane with rectangular coordinates  $(x, y)$  and polar coordinates  $P(r, \theta)$ . Using trigonometry, we can make the identities given in the following Key Idea.

#### Key Idea 10.4.6 Converting Between Rectangular and Polar Coordinates.

Given the polar point  $P(r, \theta)$ , the rectangular coordinates are determined by

$$x = r \cos(\theta) \quad y = r \sin(\theta).$$

Given the rectangular coordinates  $(x, y)$ , the polar coordinates are determined by

$$r^2 = x^2 + y^2 \quad \tan(\theta) = \frac{y}{x}.$$

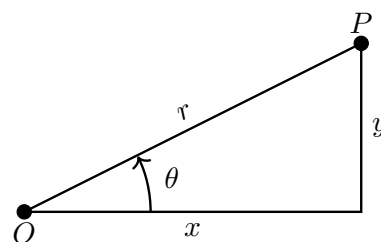


Figure 10.4.5 Converting between rectangular and polar coordinates

#### Example 10.4.7 Converting Between Polar and Rectangular Coordinates.

1. Convert the polar coordinates  $P(2, 2\pi/3)$  and  $P(-1, 5\pi/4)$  to rectangular coordinates.
2. Convert the rectangular coordinates  $(1, 2)$  and  $(-1, 1)$  to polar coordinates.

#### Solution.

1. (a) We start with  $P(2, 2\pi/3)$ . Using Key Idea 10.4.6, we have

$$x = 2 \cos(2\pi/3) = -1 \quad y = 2 \sin(2\pi/3) = \sqrt{3}.$$

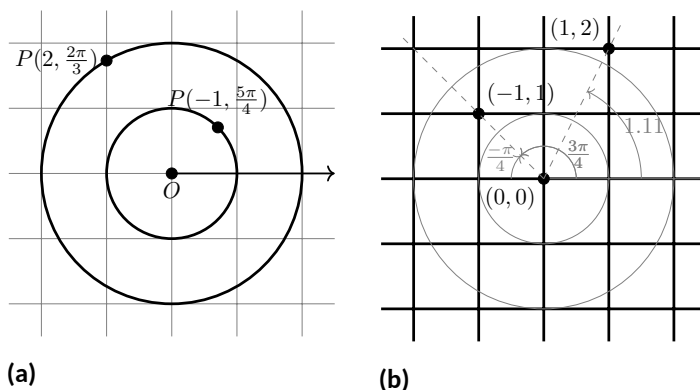
So the rectangular coordinates are  $(-1, \sqrt{3}) \approx (-1, 1.732)$ .

- (b) The polar point  $P(-1, 5\pi/4)$  is converted to rectangular with:

$$x = -1 \cos(5\pi/4) = \sqrt{2}/2 \quad y = -1 \sin(5\pi/4) = \sqrt{2}/2.$$

So the rectangular coordinates are  $(\sqrt{2}/2, \sqrt{2}/2) \approx (0.707, 0.707)$ .

These points are plotted in Figure 10.4.8(a). The rectangular coordinate system is drawn lightly under the polar coordinate system so that the relationship between the two can be seen.



**Figure 10.4.8** Plotting rectangular and polar points in [Example 10.4.7](#)

2. (a) To convert the rectangular point  $(1, 2)$  to polar coordinates, we use the Key Idea to form the following two equations:

$$1^2 + 2^2 = r^2 \quad \tan(\theta) = \frac{2}{1}.$$

The first equation tells us that  $r = \sqrt{5}$ . Using the inverse tangent function, we find

$$\tan(\theta) = 2 \Rightarrow \theta = \tan^{-1}(2) \approx 1.11 \approx 63.43^\circ.$$

Thus polar coordinates of  $(1, 2)$  are  $P(\sqrt{5}, 1.11)$ .

- (b) To convert  $(-1, 1)$  to polar coordinates, we form the equations

$$(-1)^2 + 1^2 = r^2 \quad \tan(\theta) = \frac{1}{-1}.$$

Thus  $r = \sqrt{2}$ . We need to be careful in computing  $\theta$ : using the inverse tangent function, we have

$$\tan(\theta) = -1 \Rightarrow \theta = \tan^{-1}(-1) = -\pi/4 = -45^\circ.$$

This is not the angle we desire. The range of  $\tan^{-1}(x)$  is  $(-\pi/2, \pi/2)$ ; that is, it returns angles that lie in the 1st and 4th quadrants. To find locations in the 2nd and 3rd quadrants, add  $\pi$  to the result of  $\tan^{-1}(x)$ . So  $\pi + (-\pi/4)$  puts the angle at  $3\pi/4$ . Thus the polar point is  $P(\sqrt{2}, 3\pi/4)$ . An alternate method is to use the angle  $\theta$  given by arctangent, but change the sign of  $r$ . Thus we could also refer to  $(-1, 1)$  as  $P(-\sqrt{2}, -\pi/4)$ .

These points are plotted in [Figure 10.4.8\(b\)](#). The polar system is drawn lightly under the rectangular grid with rays to demonstrate the angles used.

### 10.4.3 Polar Functions and Polar Graphs

Defining a new coordinate system allows us to create a new kind of function, a *polar function*. Rectangular coordinates lent themselves well to creating functions that related  $x$  and  $y$ , such as  $y = x^2$ . Polar coordinates allow us to create

functions that relate  $r$  and  $\theta$ . Normally these functions look like  $r = f(\theta)$ , although we can create functions of the form  $\theta = f(r)$ . The following examples introduce us to this concept.

#### Example 10.4.9 Introduction to Graphing Polar Functions.

Describe the graphs of the following polar functions.

1.  $r = 1.5$
2.  $\theta = \pi/4$

#### Solution.

1. The equation  $r = 1.5$  describes all points that are 1.5 units from the pole; as the angle is not specified, any  $\theta$  is allowable. All points 1.5 units from the pole describes a circle of radius 1.5. We can consider the rectangular equivalent of this equation; using  $r^2 = x^2 + y^2$ , we see that  $1.5^2 = x^2 + y^2$ , which we recognize as the equation of a circle centered at  $(0, 0)$  with radius 1.5. This is sketched in Figure 10.4.10.
2. The equation  $\theta = \pi/4$  describes all points such that the line through them and the pole make an angle of  $\pi/4$  with the initial ray. As the radius  $r$  is not specified, it can be any value (even negative). Thus  $\theta = \pi/4$  describes the line through the pole that makes an angle of  $\pi/4 = 45^\circ$  with the initial ray. We can again consider the rectangular equivalent of this equation. Combine  $\tan(\theta) = y/x$  and  $\theta = \pi/4$ :

$$\tan(\pi/4) = y/x \Rightarrow x \tan(\pi/4) = y \Rightarrow y = x.$$

This graph is also plotted in Figure 10.4.10.

The basic rectangular equations of the form  $x = h$  and  $y = k$  create vertical and horizontal lines, respectively; the basic polar equations  $r = h$  and  $\theta = \alpha$  create circles and lines through the pole, respectively. With this as a foundation, we can create more complicated polar functions of the form  $r = f(\theta)$ . The input is an angle; the output is a length, how far in the direction of the angle to go out.

We sketch these functions much like we sketch rectangular and parametric functions: we plot lots of points and “connect the dots” with curves. We demonstrate this in the following example.

#### Example 10.4.11 Sketching Polar Functions.

Sketch the polar function  $r = 1 + \cos(\theta)$  on  $[0, 2\pi]$  by plotting points.

**Solution.** A common question when sketching curves by plotting points is “Which points should I plot?” With rectangular equations, we often choose “easy” values — integers, then add more if needed. When plotting polar equations, start with the “common” angles — multiples of  $\pi/6$  and  $\pi/4$ . Figure 10.4.12 gives a table of just a few values of  $\theta$  in  $[0, \pi]$ . Consider the point  $P(2, 0)$  determined by the first line of the table. The angle is 0 radians — we do not rotate from the initial ray — then we go out 2 units from the pole. When  $\theta = \pi/6$ ,  $r = 1.866$  (actually, it is

Video solution



[youtu.be/watch?v=HTCbzFnW9KU](https://youtu.be/watch?v=HTCbzFnW9KU)

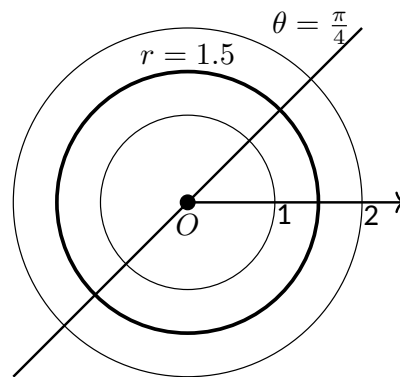


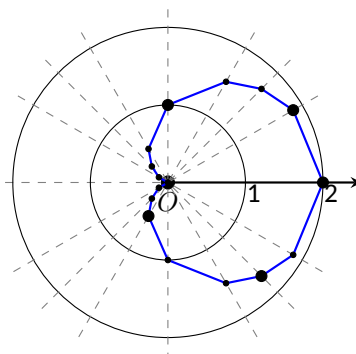
Figure 10.4.10 Plotting standard polar plots

$1 + \sqrt{3}/2$ ; so rotate by  $\pi/6$  radians and go out 1.866 units.

The graph shown uses more points, connected with straight lines. (The points on the graph that correspond to points in the table are signified with larger dots.) Such a sketch is likely good enough to give one an idea of what the graph looks like.

$\theta$	$r = 1 + \cos(\theta)$
0	2
$\pi/6$	1.86603
$\pi/2$	1
$4\pi/3$	0.5
$7\pi/4$	1.70711

(a)



(b)

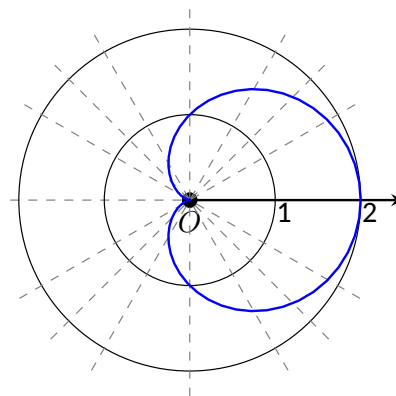
**Figure 10.4.12** Graphing a polar function in Example 10.4.11 by plotting points

**Technology Note:** Plotting functions in this way can be tedious, just as it was with rectangular functions. To obtain very accurate graphs, technology is a great aid. Most graphing calculators can plot polar functions; in the menu, set the plotting mode to something like polar or POL, depending on one's calculator. As with plotting parametric functions, the viewing “window” no longer determines the  $x$ -values that are plotted, so additional information needs to be provided. Often with the “window” settings are the settings for the beginning and ending  $\theta$  values (often called  $\theta_{\min}$  and  $\theta_{\max}$ ) as well as the  $\theta_{\text{step}}$  — that is, how far apart the  $\theta$  values are spaced. The smaller the  $\theta_{\text{step}}$  value, the more accurate the graph (which also increases plotting time). Using technology, we graphed the polar function  $r = 1 + \cos(\theta)$  from Example 10.4.11 in Figure 10.4.13.

Video solution



[youtu.be/watch?v=1omaozpN7wl](https://youtu.be/watch?v=1omaozpN7wl)



**Figure 10.4.13** Using technology to graph a polar function

#### Example 10.4.14 Sketching Polar Functions.

Sketch the polar function  $r = \cos(2\theta)$  on  $[0, 2\pi]$  by plotting points.

**Solution.** We start by making a table of  $\cos(2\theta)$  evaluated at common angles  $\theta$ , as shown in Figure 10.4.15. These points are then plotted in Figure 10.4.16(a). This particular graph “moves” around quite a bit and one can easily forget which points should be connected to each other. To help us with this, we numbered each point in the table and on the graph.

Using more points (and the aid of technology) a smoother plot can be made as shown in Figure 10.4.16(b). This plot is an example of a *rose curve*.

Pt.	$\theta$	$\cos(2\theta)$
1	0	1
2	$\pi/6$	0.5
3	$\pi/4$	0
4	$\pi/3$	-0.5
5	$\pi/2$	-1
6	$2\pi/3$	-0.5
7	$3\pi/4$	0
8	$5\pi/6$	0.5
9	$\pi$	1
10	$7\pi/6$	0.5
11	$5\pi/4$	0
12	$4\pi/3$	-0.5
13	$3\pi/2$	-1
14	$5\pi/3$	-0.5
15	$7\pi/4$	0
16	$11\pi/6$	0.5
17	$2\pi$	1

**Figure 10.4.15** Table of points for plotting a polar curve in Example 10.4.14

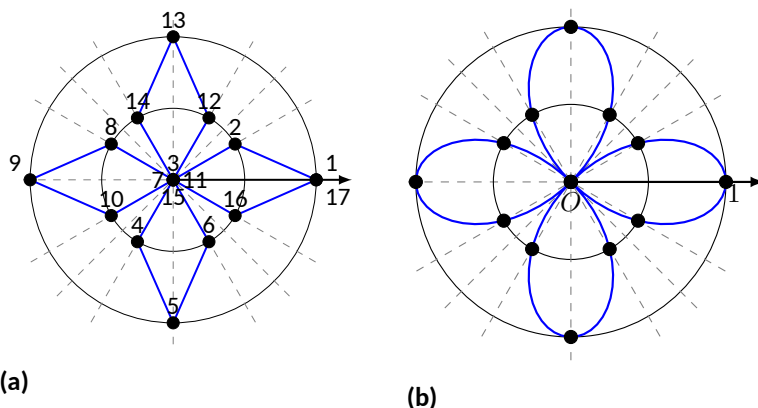


Figure 10.4.16 Polar plots from Example 10.4.14

It is sometimes desirable to refer to a graph via a polar equation, and other times by a rectangular equation. Therefore it is necessary to be able to convert between polar and rectangular functions, which we practice in the following example. We will make frequent use of the identities found in Key Idea 10.4.6.

**Example 10.4.17 Converting between rectangular and polar equations.**

Convert from rectangular to polar. Convert from polar to rectangular.

1.  $y = x^2$

1.  $r = \frac{2}{\sin(\theta) - \cos(\theta)}$

2.  $xy = 1$

2.  $r = 2 \cos(\theta)$

**Solution.**

1. Replace  $y$  with  $r \sin(\theta)$  and replace  $x$  with  $r \cos(\theta)$ , giving:

$$\begin{aligned} y &= x^2 \\ r \sin(\theta) &= r^2 \cos^2(\theta) \\ \frac{\sin(\theta)}{\cos^2(\theta)} &= r \end{aligned}$$

We have found that  $r = \sin(\theta)/\cos^2(\theta) = \tan(\theta) \sec(\theta)$ . The domain of this polar function is  $(-\pi/2, \pi/2)$ ; plot a few points to see how the familiar parabola is traced out by the polar equation.

2. We again replace  $x$  and  $y$  using the standard identities and work to solve for  $r$ :

$$\begin{aligned} xy &= 1 \\ r \cos(\theta) \cdot r \sin(\theta) &= 1 \\ r^2 &= \frac{1}{\cos(\theta) \sin(\theta)} \\ r &= \frac{1}{\sqrt{\cos(\theta) \sin(\theta)}} \end{aligned}$$

This function is valid only when the product of  $\cos(\theta) \sin(\theta)$  is positive. This occurs in the first and third quadrants, meaning the domain of this polar function is  $(0, \pi/2) \cup (\pi, 3\pi/2)$ . We can rewrite

Video solution



[youtu.be/watch?v=DSmu6HqXiS4](https://youtu.be/watch?v=DSmu6HqXiS4)

the original rectangular equation  $xy = 1$  as  $y = 1/x$ . This is graphed in Figure 10.4.18; note how it only exists in the first and third quadrants.

3. There is no set way to convert from polar to rectangular; in general, we look to form the products  $r \cos(\theta)$  and  $r \sin(\theta)$ , and then replace these with  $x$  and  $y$ , respectively. We start in this problem by multiplying both sides by  $\sin(\theta) - \cos(\theta)$ :

$$r = \frac{2}{\sin(\theta) - \cos(\theta)}$$

$$r(\sin(\theta) - \cos(\theta)) = 2$$

$$r \sin(\theta) - r \cos(\theta) = 2. \quad \text{Now replace with } y \text{ and } x:$$

$$y - x = 2$$

$$y = x + 2.$$

The original polar equation,  $r = 2/(\sin(\theta) - \cos(\theta))$  does not easily reveal that its graph is simply a line. However, our conversion shows that it is. The upcoming gallery of polar curves gives the general equations of lines in polar form.

4. By multiplying both sides by  $r$ , we obtain both an  $r^2$  term and an  $r \cos(\theta)$  term, which we replace with  $x^2 + y^2$  and  $x$ , respectively.

$$r = 2 \cos(\theta)$$

$$r^2 = 2r \cos(\theta)$$

$$x^2 + y^2 = 2x.$$

We recognize this as a circle; by completing the square we can find its radius and center.

$$x^2 - 2x + y^2 = 0$$

$$(x - 1)^2 + y^2 = 1.$$

The circle is centered at  $(1, 0)$  and has radius 1. The upcoming gallery of polar curves gives the equations of some circles in polar form; circles with arbitrary centers have a complicated polar equation that we do not consider here.

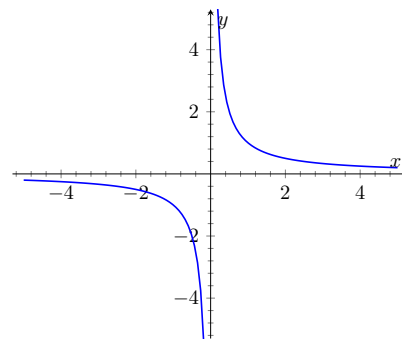


Figure 10.4.18 Graphing  $xy = 1$  from Example 10.4.17

Video solution



[youtu.be/watch?v=kWnHXtXTzSw](https://youtu.be/watch?v=kWnHXtXTzSw)

Some curves have very simple polar equations but rather complicated rectangular ones. For instance, the equation  $r = 1 + \cos(\theta)$  describes a *cardioid* (a shape important the sensitivity of microphones, among other things; one is graphed in the gallery in the Limaçon section). Its rectangular form is not nearly as simple; it is the implicit equation  $x^4 + y^4 + 2x^2y^2 - 2xy^2 - 2x^3 - y^2 = 0$ . The conversion is not “hard,” but takes several steps, and is left as a problem in the Exercise section.

#### Gallery of Polar Curves

There are a number of basic and “classic” polar curves, famous for their beauty and/or applicability to the sciences. This section ends with a small gallery of some of these graphs. We encourage the reader to understand how these graphs are formed, and to investigate with technology other types of polar functions.

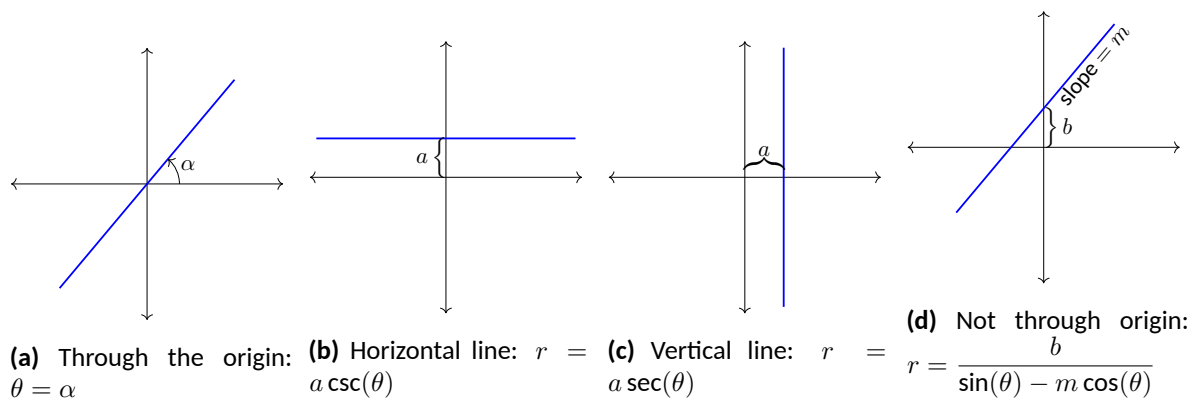


Figure 10.4.19 Lines in polar coordinates

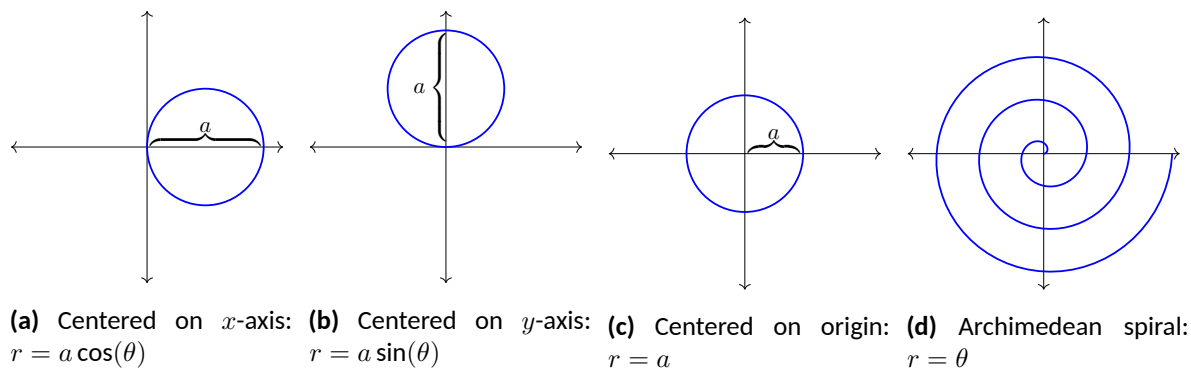


Figure 10.4.20 Circles and Spirals

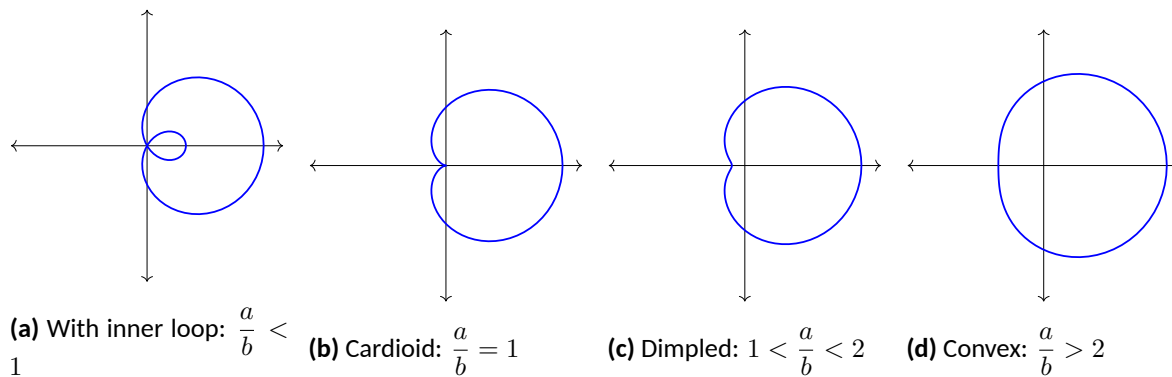
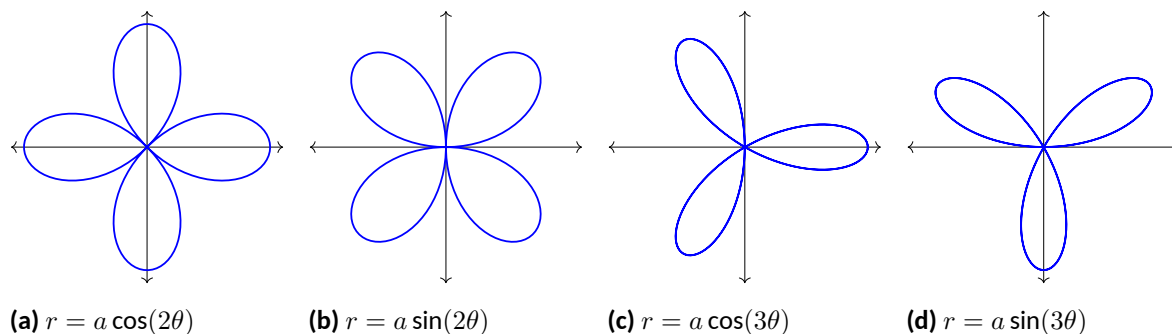
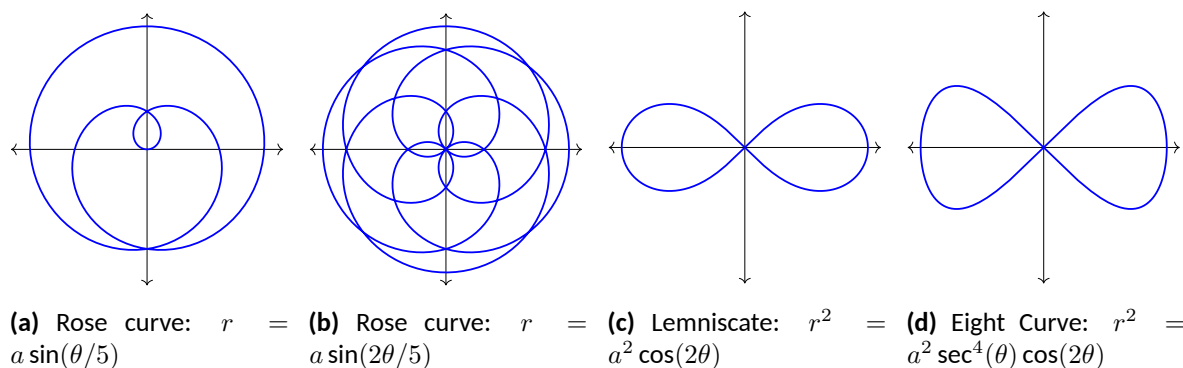


Figure 10.4.21 Limaçons

Symmetric about  $x$ -axis:  $r = a \pm b \cos(\theta)$ Symmetric about  $y$ -axis:  $r = a \pm b \sin(\theta)$ ;  $a, b > 0$

**Figure 10.4.22** Rose curvesSymmetric about  $x$ -axis:  $r = a \cos(n\theta)$ Symmetric about  $y$ -axis:  $r = a \sin(n\theta)$ Curve contains  $2n$  petals when  $n$  is even and  $n$  petals when  $n$  is odd.**Figure 10.4.23** Special Curves

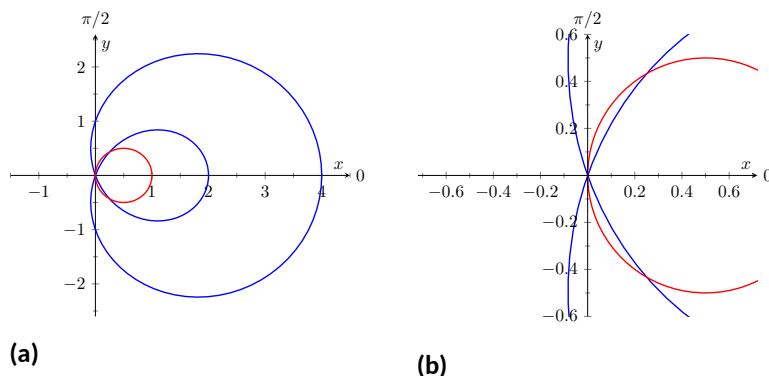
Earlier we discussed how each point in the plane does not have a unique representation in polar form. This can be a “good” thing, as it allows for the beautiful and interesting curves seen in the preceding gallery. However, it can also be a “bad” thing, as it can be difficult to determine where two curves intersect.

**Example 10.4.24** Finding points of intersection with polar curves.

Determine where the graphs of the polar equations  $r = 1 + 3 \cos(\theta)$  and  $r = \cos(\theta)$  intersect.

**Solution.** As technology is generally readily available, it is usually a good idea to start with a graph. We have graphed the two functions in [Figure 10.4.25\(a\)](#); to better discern the intersection points, [Figure 10.4.25\(b\)](#) zooms in around the origin.





**Figure 10.4.25** Graphs to help determine the points of intersection of the polar functions given in [Example 10.4.24](#)

We start by setting the two functions equal to each other and solving for  $\theta$ :

$$\begin{aligned}
 1 + 3 \cos(\theta) &= \cos(\theta) \\
 2 \cos(\theta) &= -1 \\
 \cos(\theta) &= -\frac{1}{2} \\
 \theta &= \frac{2\pi}{3}, \frac{4\pi}{3}.
 \end{aligned}$$

(There are, of course, infinite solutions to the equation  $\cos(\theta) = -1/2$ ; as the limaçon is traced out once on  $[0, 2\pi]$ , we restrict our solutions to this interval.)

We need to analyze this solution. When  $\theta = 2\pi/3$  we obtain the point of intersection that lies in the 4th quadrant. When  $\theta = 4\pi/3$ , we get the point of intersection that lies in the second quadrant. There is more to say about this second intersection point, however. The circle defined by  $r = \cos(\theta)$  is traced out once on  $[0, \pi]$ , meaning that this point of intersection occurs while tracing out the circle a second time. It seems strange to pass by the point once and then recognize it as a point of intersection only when arriving there a “second time.” The first time the circle arrives at this point is when  $\theta = \pi/3$ . It is key to understand that these two points are the same:  $(\cos(\pi/3), \pi/3)$  and  $(\cos(4\pi/3), 4\pi/3)$ . To summarize what we have done so far, we have found two points of intersection: when  $\theta = 2\pi/3$  and when  $\theta = 4\pi/3$ . When referencing the circle  $r = \cos(\theta)$ , the latter point is better referenced as when  $\theta = \pi/3$ .

There is yet another point of intersection: the pole (or, the origin). We did not recognize this intersection point using our work above as each graph arrives at the pole at a different  $\theta$  value.

A graph intersects the pole when  $r = 0$ . Considering the circle  $r = \cos(\theta)$ ,  $r = 0$  when  $\theta = \pi/2$  (and odd multiples thereof, as the circle is repeatedly traced). The limaçon intersects the pole when  $1 + 3 \cos(\theta) = 0$ ; this occurs when  $\cos(\theta) = -1/3$ , or for  $\theta = \cos^{-1}(-1/3)$ . This is a nonstandard angle, approximately  $\theta = 1.9106 = 109.47^\circ$ . The limaçon intersects the pole twice in  $[0, 2\pi]$ ; the other angle at which the limaçon is at the pole is the reflection of the first angle across the  $x$ -axis. That is,  $\theta = 4.3726 = 250.53^\circ$ .

Video solution



[youtu.be/watch?v=ml8vfQxub9g](https://youtu.be/watch?v=ml8vfQxub9g)

If all one is concerned with is the  $(x, y)$  coordinates at which the graphs intersect, much of the above work is extraneous. We know they intersect at  $(0, 0)$ ; we might not care at what  $\theta$  value. Likewise, using  $\theta = 2\pi/3$  and  $\theta = 4\pi/3$  can give us the needed rectangular coordinates. However, in the next section we apply calculus concepts to polar functions. When computing the area of a region bounded by polar curves, understanding the nuances of the points of intersection becomes important.

## 10.4.4 Exercises

## Terms and Concepts

1. In your own words, describe how to plot the polar point  $P(r, \theta)$ .
2. True or False? When plotting a point with polar coordinate  $P(r, \theta)$ ,  $r$  must be positive. (☐ True ☐ False)
3. True or False? Every point in the Cartesian plane can be represented by a polar coordinate. (☐ True ☐ False)
4. True or False? Every point in the Cartesian plane can be represented uniquely by a polar coordinate. (☐ True ☐ False)

## Problems

5. Plot the points with the given polar coordinates.

(a)  $A = P(2, 0)$

(c)  $C = P(-2, \pi/2)$

(b)  $B = P(1, \pi)$

(d)  $D = P(1, \pi/4)$

6. Plot the points with the given polar coordinates.

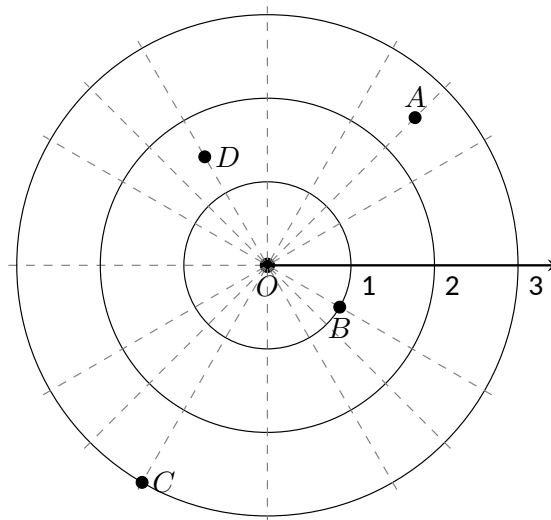
(a)  $A = P(2, 3\pi)$

(c)  $C = P(1, 2)$

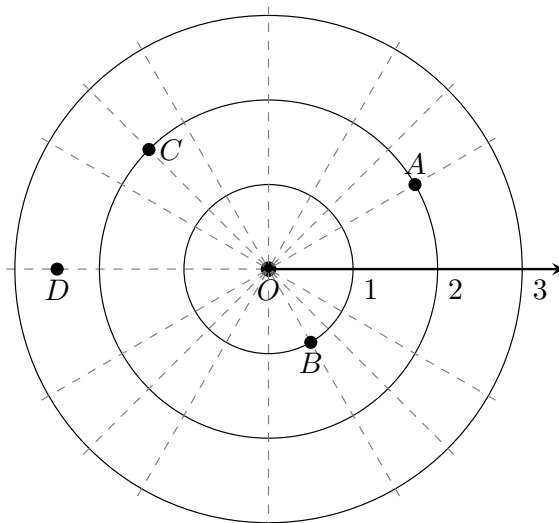
(b)  $B = P(1, -\pi)$

(d)  $D = P(1/2, 5\pi/6)$

7. For each of the given points give two sets of polar coordinates that identify it, where  $0 \leq \theta \leq 2\pi$ .



8. For each of the given points give two sets of polar coordinates that identify it, where  $-\pi < \theta \leq \pi$ .



9. Convert each of the following polar coordinates to rectangular, and each of the following rectangular coordinates to polar.

- $A = P(2, \pi/4)$   
 $(x, y) =$  \_\_\_\_\_
- $B = P(2, -\pi/4)$   
 $(x, y) =$  \_\_\_\_\_
- $C = (2, -1)$   
 $P(r, \theta) = P$  \_\_\_\_\_
- $D = (-2, 1)$   
 $P(r, \theta) = P$  \_\_\_\_\_

10. Convert each of the following polar coordinates to rectangular, and each of the following rectangular coordinates to polar.

- $A = P(3, \pi)$   
 $(x, y) =$  \_\_\_\_\_
- $B = P(1, 2\pi/3)$   
 $(x, y) =$  \_\_\_\_\_
- $C = (0, 4)$   
 $P(r, \theta) = P$  \_\_\_\_\_
- $D = (1, -\sqrt{3})$   
 $P(r, \theta) = P$  \_\_\_\_\_

**Exercise Group.** In the following exercises, graph the polar function on the given interval.

- |   |   |
|---|---|
| 11. $r = 2, 0 \leq \theta \leq \pi/2$   | 12. $\theta = \pi/6, -1 \leq r \leq 2$  |
| 13. $r = 1 - \cos(\theta), [0, 2\pi]$   | 14. $r = 2 + \sin(\theta), [0, 2\pi]$   |
| 15. $r = 2 - \sin(\theta), [0, 2\pi]$   | 16. $r = 1 - 2 \sin(\theta), [0, 2\pi]$ |
| 17. $r = 1 + 2 \sin(\theta), [0, 2\pi]$ | 18. $r = \cos(2\theta), [0, 2\pi]$      |
| 19. $r = \sin(3\theta), [0, \pi]$       | 20. $r = \cos(\theta/3), [0, 3\pi]$     |
| 21. $r = \cos(2\theta/3), [0, 6\pi]$    | 22. $r = \theta/2, [0, 4\pi]$           |
| 23. $r = 3 \sin(\theta), [0, \pi]$      | 24. $r = 2 \cos(\theta), [0, \pi/2]$    |

25.  $r = \cos(\theta) \sin(\theta), [0, 2\pi]$

27.  $r = \frac{3}{5 \sin(\theta) - \cos(\theta)}, [0, 2\pi]$

29.  $r = 3 \sec(\theta), (-\pi/2, \pi/2)$

26.  $r = \theta^2 - (\pi/2)^2, [-\pi, \pi]$

28.  $r = \frac{-2}{3 \cos(\theta) - 2 \sin(\theta)}, [0, 2\pi]$

30.  $r = 3 \csc(\theta), (0, \pi)$

**Exercise Group.** In the following exercises, convert the polar equation to a rectangular equation.

31. Convert the polar equation to a rectangular equation.

$$r = 6 \cos(\theta)$$

33. Convert the polar equation to a rectangular equation.

$$r = \cos(\theta) + \sin(\theta)$$

35. Convert the polar equation to a rectangular equation.

$$r = \frac{3}{\cos(\theta)}$$

37.  $r = \tan(\theta)$

39. Convert the polar equation to a rectangular equation.

$$r = 2$$

32. Convert the polar equation to a rectangular equation.

$$r = -4 \sin(\theta)$$

34. Convert the polar equation to a rectangular equation.

$$r = \frac{7}{5 \sin(\theta) - 2 \cos(\theta)}$$

36. Convert the polar equation to a rectangular equation.

$$r = \frac{4}{\sin(\theta)}$$

38.  $r = \cot \theta$

40. Convert the polar equation to a rectangular equation.

$$\theta = \pi/6$$

**Exercise Group.** In the following exercises, convert the rectangular equation to a polar equation.

41. Convert the rectangular equation to a polar equation. Type 'theta' for  $\theta$ .

$$y = x$$

43. Convert the rectangular equation to a polar equation. Type 'theta' for  $\theta$ .

$$x = 5$$

45. Convert the rectangular equation to a polar equation. Type 'theta' for  $\theta$ .

$$x = y^2$$

47. Convert the rectangular equation to a polar equation. Type 'theta' for  $\theta$ .

$$x^2 + y^2 = 7$$

42. Convert the rectangular equation to a polar equation. Type 'theta' for  $\theta$ .

$$y = 4x + 7$$

44. Convert the rectangular equation to a polar equation. Type 'theta' for  $\theta$ .

$$y = 5$$

46.  $x^2 y = 1$

48.  $(x + 1)^2 + y^2 = 1$

**Exercise Group.** In the following exercises, find the points of intersection of the polar graphs.

49. Find the points where  $r = \sin(2\theta)$  intersects  $r = \cos(\theta)$  on  $[0, \pi]$ , expressed in polar coordinates with notation  $P(r, \theta)$ .

51. Find the points where  $r = 2 \cos(\theta)$  intersects  $r = 2 \sin(\theta)$  on  $[0, \pi]$ , expressed in polar coordinates with notation  $P(r, \theta)$ .

53.  $r = \sin(3\theta)$  and  $r = \cos(3\theta)$  on  $[0, \pi]$

55.  $r = 1$  and  $r = 2 \sin(2\theta)$  on  $[0, 2\pi]$

50.  $r = \cos(2\theta)$  and  $r = \cos(\theta)$  on  $[0, \pi]$

52.  $r = \sin(\theta)$  and  $r = \sqrt{3} + 3 \sin(\theta)$  on  $[0, 2\pi]$

54. Find the points where  $r = 3 \cos(\theta)$  intersects  $r = 1 + \cos(\theta)$  on  $[-\pi, \pi]$ , expressed in polar coordinates with notation  $P(r, \theta)$ .

56.  $r = 1 - \cos(\theta)$  and  $r = 1 + \sin(\theta)$  on  $[0, 2\pi]$

57. Pick a integer value for  $n$ , where  $n \neq 2, 3$ , and use technology to plot  $r = \sin\left(\frac{m}{n}\theta\right)$  for three different integer values of  $m$ . Sketch these and determine a minimal interval on which the entire graph is shown.

58. Create your own polar function,  $r = f(\theta)$  and sketch it. Describe why the graph looks as it does.

## 10.5 Calculus and Polar Functions

The previous section defined polar coordinates, leading to polar functions. We investigated plotting these functions and solving a fundamental question about their graphs, namely, where do two polar graphs intersect?

We now turn our attention to answering other questions, whose solutions require the use of calculus. A basis for much of what is done in this section is the ability to turn a polar function  $r = f(\theta)$  into a set of parametric equations. Using the identities  $x = r \cos(\theta)$  and  $y = r \sin(\theta)$ , we can create the parametric equations  $x = f(\theta) \cos(\theta)$ ,  $y = f(\theta) \sin(\theta)$  and apply the concepts of Section 10.3.



[youtu.be/watch?v=rj1KoMXvhKw](https://youtu.be/watch?v=rj1KoMXvhKw)

**Figure 10.5.1** Video introduction to Section 10.5

### 10.5.1 Polar Functions and $dy/dx$

We are interested in the lines tangent to a given graph, regardless of whether that graph is produced by rectangular, parametric, or polar equations. In each of these contexts, the slope of the tangent line is  $\frac{dy}{dx}$ . Given  $r = f(\theta)$ , we are generally *not* concerned with  $r' = f'(\theta)$ ; that describes how fast  $r$  changes with respect to  $\theta$ . Instead, we will use  $x = f(\theta) \cos(\theta)$ ,  $y = f(\theta) \sin(\theta)$  to compute  $\frac{dy}{dx}$ .

Using Key Idea 10.3.2 we have

$$\frac{dy}{dx} = \frac{dy}{d\theta} \bigg/ \frac{dx}{d\theta}.$$

Each of the two derivatives on the right hand side of the equality requires the use of the Product Rule. We state the important result as a Key Idea.

#### Key Idea 10.5.2 Finding $\frac{dy}{dx}$ with Polar Functions.

Let  $r = f(\theta)$  be a polar function. With  $x = f(\theta) \cos(\theta)$  and  $y = f(\theta) \sin(\theta)$ ,

$$\frac{dy}{dx} = \frac{f'(\theta) \sin(\theta) + f(\theta) \cos(\theta)}{f'(\theta) \cos(\theta) - f(\theta) \sin(\theta)}.$$

#### Example 10.5.3 Finding $\frac{dy}{dx}$ with polar functions.

Consider the limaçon  $r = 1 + 2 \sin(\theta)$  on  $[0, 2\pi]$ .

1. Find the equations of the tangent and normal lines to the graph at  $\theta = \pi/4$ .
2. Find where the graph has vertical and horizontal tangent lines.

**Solution.**

1. We start by computing  $\frac{dy}{dx}$ . With  $f'(\theta) = 2 \cos(\theta)$ , we have

$$\begin{aligned} \frac{dy}{dx} &= \frac{2 \cos(\theta) \sin(\theta) + \cos(\theta)(1 + 2 \sin(\theta))}{2 \cos^2(\theta) - \sin(\theta)(1 + 2 \sin(\theta))} \\ &= \frac{\cos(\theta)(4 \sin(\theta) + 1)}{2(\cos^2(\theta) - \sin^2(\theta)) - \sin(\theta)}. \end{aligned}$$

When  $\theta = \pi/4$ ,  $\frac{dy}{dx} = -2\sqrt{2} - 1$  (this requires a bit of simplification). In rectangular coordinates, the point on the graph at

$\theta = \pi/4$  is  $(1 + \sqrt{2}/2, 1 + \sqrt{2}/2)$ . Thus the rectangular equation of the line tangent to the limaçon at  $\theta = \pi/4$  is

$$y = (-2\sqrt{2} - 1)(x - (1 + \sqrt{2}/2)) + 1 + \sqrt{2}/2 \approx -3.83x + 8.24.$$

The limaçon and the tangent line are graphed in Figure 10.5.4. The normal line has the opposite-reciprocal slope as the tangent line, so its equation is

$$y \approx \frac{1}{3.83}x + 1.26.$$

2. To find the horizontal lines of tangency, we find where  $\frac{dy}{dx} = 0$ ; thus we find where the numerator of our equation for  $\frac{dy}{dx}$  is 0.

$$\cos(\theta)(4\sin(\theta) + 1) = 0 \Rightarrow \cos(\theta) = 0 \text{ or } 4\sin(\theta) + 1 = 0.$$

On  $[0, 2\pi]$ ,  $\cos(\theta) = 0$  when  $\theta = \pi/2, 3\pi/2$ . Setting  $4\sin(\theta) + 1 = 0$  gives  $\theta = \sin^{-1}(-1/4) \approx -0.2527 = -14.48^\circ$ . We want the results in  $[0, 2\pi]$ ; we also recognize there are two solutions, one in the third quadrant and one in the fourth. Using reference angles, we have our two solutions as  $\theta = 3.39$  and  $6.03$  radians. The four points we obtained where the limaçon has a horizontal tangent line are given in Figure 10.5.4 with black-filled dots. To find the vertical lines of tangency, we set the denominator of  $\frac{dy}{dx} = 0$ .

$$2(\cos^2(\theta) - \sin^2(\theta)) - \sin(\theta) = 0.$$

Convert the  $\cos^2(\theta)$  term to  $1 - \sin^2(\theta)$ :

$$2(1 - \sin^2(\theta) - \sin^2(\theta)) - \sin(\theta) = 0$$

$$4\sin^2(\theta) + \sin(\theta) - 2 = 0.$$

Recognize this as a quadratic in the variable  $\sin(\theta)$ . Using the quadratic formula, we have

$$\sin(\theta) = \frac{-1 \pm \sqrt{33}}{8}.$$

We solve  $\sin(\theta) = \frac{-1+\sqrt{33}}{8}$  and  $\sin(\theta) = \frac{-1-\sqrt{33}}{8}$ :

$$\sin(\theta) = \frac{-1 + \sqrt{33}}{8}$$

$$\sin(\theta) = \frac{-1 - \sqrt{33}}{8}$$

$$\theta = \sin^{-1}\left(\frac{-1 + \sqrt{33}}{8}\right)$$

$$\theta = \sin^{-1}\left(\frac{-1 - \sqrt{33}}{8}\right)$$

$$\theta = 0.6349$$

$$\theta = -1.0030$$

In each of the solutions above, we only get one of the possible two solutions as  $\sin^{-1}(x)$  only returns solutions in  $[-\pi/2, \pi/2]$ , the 4th and 1st quadrants. Again using reference angles, we have:

$$\sin \theta = \frac{-1 + \sqrt{33}}{8} \Rightarrow \theta = 0.6349, 2.5067 \text{ radians}$$

and

$$\sin(\theta) = \frac{-1 - \sqrt{33}}{8} \Rightarrow \theta = 4.1446, 5.2802 \text{ radians.}$$

These points are also shown in Figure 10.5.4 with white-filled dots.

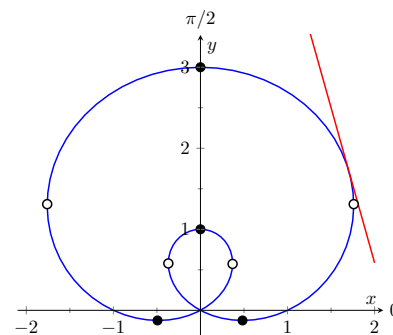


Figure 10.5.4 The limaçon in Example 10.5.3 with its tangent line at  $\theta = \pi/4$  and points of vertical and horizontal tangency

Video solution



[youtu.be/watch?v=QLsLabLb6I4](https://youtu.be/watch?v=QLsLabLb6I4)

When the graph of the polar function  $r = f(\theta)$  intersects the pole, it means that  $f(\alpha) = 0$  for some angle  $\alpha$ . Thus the formula for  $\frac{dy}{dx}$  in such instances is very simple, reducing simply to

$$\frac{dy}{dx} = \tan \alpha.$$

This equation makes an interesting point. It tells us the slope of the tangent line at the pole is  $\tan \alpha$ ; some of our previous work (see, for instance, [Example 10.4.9](#)) shows us that the line through the pole with slope  $\tan \alpha$  has polar equation  $\theta = \alpha$ . Thus when a polar graph touches the pole at  $\theta = \alpha$ , the equation of the tangent line at the pole is  $\theta = \alpha$ .

### Example 10.5.5 Finding tangent lines at the pole.

Let  $r = 1 + 2 \sin(\theta)$ , a limaçon. Find the equations of the lines tangent to the graph at the pole.

**Solution.** We need to know when  $r = 0$ .

$$\begin{aligned} 1 + 2 \sin(\theta) &= 0 \\ \sin(\theta) &= -1/2 \\ \theta &= \frac{7\pi}{6}, \frac{11\pi}{6}. \end{aligned}$$

Thus the equations of the tangent lines, in polar, are  $\theta = 7\pi/6$  and  $\theta = 11\pi/6$ . In rectangular form, the tangent lines are  $y = \tan(7\pi/6)x$  and  $y = \tan(11\pi/6)x$ . The full limaçon can be seen in [Figure 10.5.4](#); we zoom in on the tangent lines in [Figure 10.5.6](#).

## 10.5.2 Area

When using rectangular coordinates, the equations  $x = h$  and  $y = k$  defined vertical and horizontal lines, respectively, and combinations of these lines create rectangles (hence the name “rectangular coordinates”). It is then somewhat natural to use rectangles to approximate area as we did when learning about the definite integral.

When using polar coordinates, the equations  $\theta = \alpha$  and  $r = c$  form lines through the origin and circles centered at the origin, respectively, and combinations of these curves form sectors of circles. It is then somewhat natural to calculate the area of regions defined by polar functions by first approximating with sectors of circles.

Consider [Figure 10.5.7\(a\)](#) where a region defined by  $r = f(\theta)$  on  $[\alpha, \beta]$  is given. (Note how the “sides” of the region are the lines  $\theta = \alpha$  and  $\theta = \beta$ , whereas in rectangular coordinates the “sides” of regions were often the vertical lines  $x = a$  and  $x = b$ .)

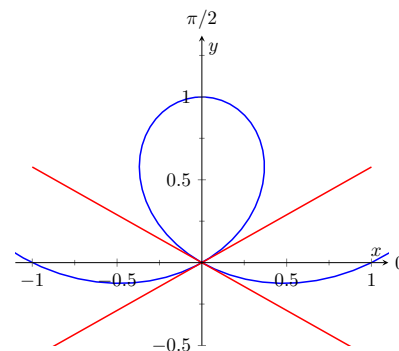
Partition the interval  $[\alpha, \beta]$  into  $n$  equally spaced subintervals as  $\alpha = \theta_0 < \theta_1 < \dots < \theta_n = \beta$ . The length of each subinterval is  $\Delta\theta = (\beta - \alpha)/n$ , representing a small change in angle. The area of the region defined by the  $i$ th subinterval  $[\theta_{i-1}, \theta_i]$  can be approximated with a sector of a circle with radius  $f(c_i)$ , for some  $c_i$  in  $[\theta_{i-1}, \theta_i]$ . The area of this sector is  $\frac{1}{2}f(c_i)^2\Delta\theta$ . This is shown in [Figure 10.5.7\(b\)](#), where  $[\alpha, \beta]$  has been divided into 4 subintervals. We approximate the area of the whole region by summing the areas of all sectors:

$$\text{Area} \approx \sum_{i=1}^n \frac{1}{2} f(c_i)^2 \Delta\theta.$$

Video solution

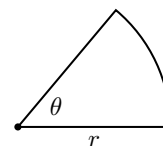


[youtu.be/watch?v=1bAf6kE9F1Y](https://youtu.be/watch?v=1bAf6kE9F1Y)



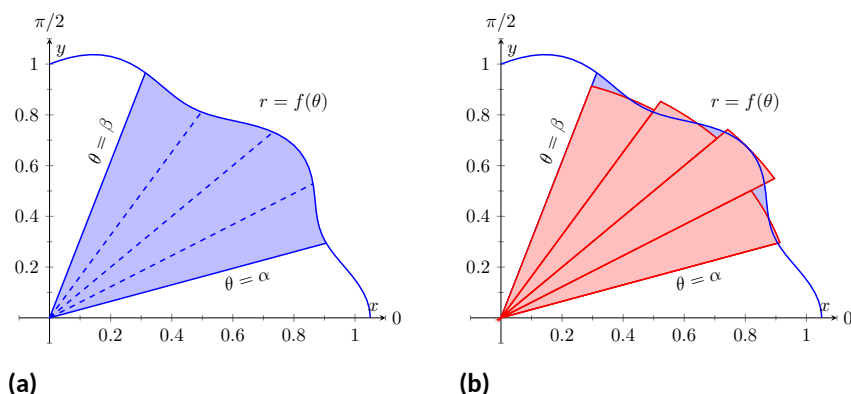
**Figure 10.5.6** Graphing the tangent lines at the pole in [Example 10.5.5](#)

Recall that the area of a sector of a circle with radius  $r$  subtended by an angle  $\theta$  is  $A = \frac{1}{2}\theta r^2$ .





This is a Riemann sum. By taking the limit of the sum as  $n \rightarrow \infty$ , we find the exact area of the region in the form of a definite integral.



**Figure 10.5.7** Computing the area of a polar region

**Theorem 10.5.9 Area of a Polar Region.**

Let  $f$  be continuous and non-negative on  $[\alpha, \beta]$ , where  $0 \leq \beta - \alpha \leq 2\pi$ . The area  $A$  of the region bounded by the curve  $r = f(\theta)$  and the lines  $\theta = \alpha$  and  $\theta = \beta$  is

$$A = \frac{1}{2} \int_{\alpha}^{\beta} f(\theta)^2 d\theta = \frac{1}{2} \int_{\alpha}^{\beta} r^2 d\theta$$

The theorem states that  $0 \leq \beta - \alpha \leq 2\pi$ . This ensures that region does not overlap itself, which would give a result that does not correspond directly to the area.

**Example 10.5.10 Area of a polar region.**

Find the area of the circle defined by  $r = \cos(\theta)$ . (Recall this circle has radius  $1/2$ .)

**Solution.** This is a direct application of [Theorem 10.5.9](#). The circle is traced out on  $[0, \pi]$ , leading to the integral

$$\begin{aligned} \text{Area} &= \frac{1}{2} \int_0^{\pi} \cos^2(\theta) d\theta \\ &= \frac{1}{2} \int_0^{\pi} \frac{1 + \cos(2\theta)}{2} d\theta \\ &= \frac{1}{4} \left( \theta + \frac{1}{2} \sin(2\theta) \right) \Big|_0^{\pi} \\ &= \frac{1}{4} \pi. \end{aligned}$$

Of course, we already knew the area of a circle with radius  $1/2$ . We did this example to demonstrate that the area formula is correct.



[youtu.be/watch?v=dYEMKbXrpY](https://youtu.be/watch?v=dYEMKbXrpY)

**Figure 10.5.8** Video presentation of [Theorem 10.5.9](#)

[Example 10.5.10](#) requires the use of the integral  $\int \cos^2(\theta) d\theta$ . This is handled well by using the power reducing formula as found in [Subsection B.3.2](#) of the [Quick Reference Appendix](#). Due to the nature of the area formula, integrating  $\cos^2(\theta)$  and  $\sin^2(\theta)$  is required often. We offer here these indefinite integrals as a time-saving measure.

$$\begin{aligned} \int \cos^2 \theta d\theta &= \frac{1}{2} \theta + \frac{1}{4} \sin(2\theta) + C \\ \int \sin^2 \theta d\theta &= \frac{1}{2} \theta - \frac{1}{4} \sin(2\theta) + C \end{aligned}$$

**Video solution**



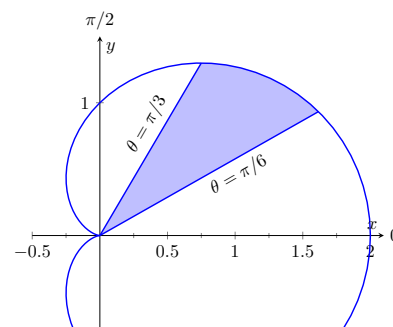
[youtu.be/watch?v=T\\_z8FNS3Whs](https://youtu.be/watch?v=T_z8FNS3Whs)

**Example 10.5.11 Area of a polar region.**

Find the area of the cardioid  $r = 1 + \cos(\theta)$  bound between  $\theta = \pi/6$  and  $\theta = \pi/3$ , as shown in Figure 10.5.12.

**Solution.** This is again a direct application of Theorem 10.5.9.

$$\begin{aligned} \text{Area} &= \frac{1}{2} \int_{\pi/6}^{\pi/3} (1 + \cos(\theta))^2 d\theta \\ &= \frac{1}{2} \int_{\pi/6}^{\pi/3} (1 + 2\cos(\theta) + \cos^2(\theta)) d\theta \\ &= \frac{1}{2} \left( \theta + 2\sin(\theta) + \frac{1}{2}\theta + \frac{1}{4}\sin(2\theta) \right) \Big|_{\pi/6}^{\pi/3} \\ &= \frac{1}{8} (\pi + 4\sqrt{3} - 4) \approx 0.7587. \end{aligned}$$



**Figure 10.5.12** Finding the area of the shaded region of a cardioid in Example 10.5.11

Video solution



[youtu.be/watch?v=yZpBCQnB7r8](https://youtu.be/watch?v=yZpBCQnB7r8)

**Area Between Curves.** Our study of area in the context of rectangular functions led naturally to finding area bounded between curves. We consider the same in the context of polar functions.

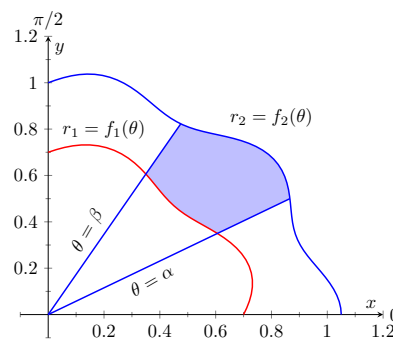
Consider the shaded region shown in Figure 10.5.13. We can find the area of this region by computing the area bounded by  $r_2 = f_2(\theta)$  and subtracting the area bounded by  $r_1 = f_1(\theta)$  on  $[\alpha, \beta]$ . Thus

$$\text{Area} = \frac{1}{2} \int_{\alpha}^{\beta} r_2^2 d\theta - \frac{1}{2} \int_{\alpha}^{\beta} r_1^2 d\theta = \frac{1}{2} \int_{\alpha}^{\beta} (r_2^2 - r_1^2) d\theta.$$

**Key Idea 10.5.14 Area Between Polar Curves.**

The area  $A$  of the region bounded by  $r_1 = f_1(\theta)$  and  $r_2 = f_2(\theta)$ ,  $\theta = \alpha$  and  $\theta = \beta$ , where  $f_1(\theta) \leq f_2(\theta)$  on  $[\alpha, \beta]$ , is

$$A = \frac{1}{2} \int_{\alpha}^{\beta} (r_2^2 - r_1^2) d\theta.$$



**Figure 10.5.13** Illustrating area bound between two polar curves

**Example 10.5.15 Area between polar curves.**

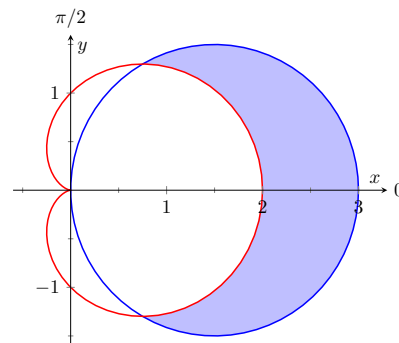
Find the area bounded between the curves  $r = 1 + \cos(\theta)$  and  $r = 3\cos(\theta)$ , as shown in Figure 10.5.16.

**Solution.** We need to find the points of intersection between these two functions. Setting them equal to each other, we find:

$$\begin{aligned} 1 + \cos(\theta) &= 3\cos(\theta) \\ \cos(\theta) &= 1/2 \\ \theta &= \pm\pi/3 \end{aligned}$$

Thus we integrate  $\frac{1}{2}((3\cos(\theta))^2 - (1 + \cos(\theta))^2)$  on  $[-\pi/3, \pi/3]$ .

$$\begin{aligned} \text{Area} &= \frac{1}{2} \int_{-\pi/3}^{\pi/3} ((3\cos(\theta))^2 - (1 + \cos(\theta))^2) d\theta \\ &= \frac{1}{2} \int_{-\pi/3}^{\pi/3} (8\cos^2(\theta) - 2\cos(\theta) - 1) d\theta \end{aligned}$$



**Figure 10.5.16** Finding the area between polar curves in Example 10.5.15

$$\begin{aligned}
 &= \frac{1}{2} \left( 2 \sin(2\theta) - 2 \sin(\theta) + 3\theta \right) \Big|_{-\pi/3}^{\pi/3} \\
 &= \pi.
 \end{aligned}$$

Amazingly enough, the area between these curves has a “nice” value.

### Example 10.5.17 Area defined by polar curves.

Find the area bounded between the polar curves  $r = 1$  and  $r = 2 \cos(2\theta)$ , as shown in Figure 10.5.18.

**Solution.** We need to find the point of intersection between the two curves. Setting the two functions equal to each other, we have

$$2 \cos(2\theta) = 1 \Rightarrow \cos(2\theta) = \frac{1}{2} \Rightarrow 2\theta = \pi/3 \Rightarrow \theta = \pi/6.$$

In Figure 10.5.19, we zoom in on the region and note that it is not really bounded *between* two polar curves, but rather *by* two polar curves, along with  $\theta = 0$ . The dashed line breaks the region into its component parts. Below the dashed line, the region is defined by  $r = 1$ ,  $\theta = 0$  and  $\theta = \pi/6$ . (Note: the dashed line lies on the line  $\theta = \pi/6$ .) Above the dashed line the region is bounded by  $r = 2 \cos(2\theta)$  and  $\theta = \pi/6$ . Since we have two separate regions, we find the area using two separate integrals.

Call the area below the dashed line  $A_1$  and the area above the dashed line  $A_2$ . They are determined by the following integrals:

$$A_1 = \frac{1}{2} \int_0^{\pi/6} (1)^2 d\theta \quad A_2 = \frac{1}{2} \int_{\pi/6}^{\pi/4} (2 \cos(2\theta))^2 d\theta.$$

(The upper bound of the integral computing  $A_2$  is  $\pi/4$  as  $r = 2 \cos(2\theta)$  is at the pole when  $\theta = \pi/4$ .)

We omit the integration details and let the reader verify that  $A_1 = \pi/12$  and  $A_2 = \pi/12 - \sqrt{3}/8$ ; the total area is  $A = \pi/6 - \sqrt{3}/8$ .

Video solution



[youtu.be/watch?v=CM7XsZRRqSI](https://youtu.be/watch?v=CM7XsZRRqSI)

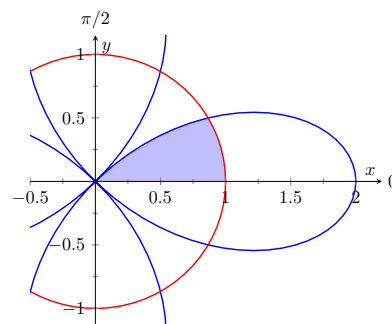


Figure 10.5.18 The region bounded by the functions in Example 10.5.17

Video solution



[youtu.be/watch?v=5MHcrQVTjjU](https://youtu.be/watch?v=5MHcrQVTjjU)

## 10.5.3 Arc Length

As we have already considered the arc length of curves defined by rectangular and parametric equations, we now consider it in the context of polar equations. Recall that the arc length  $L$  of the graph defined by the parametric equations  $x = f(t)$ ,  $y = g(t)$  on  $[a, b]$  is

$$L = \int_a^b \sqrt{f'(t)^2 + g'(t)^2} dt = \int_a^b \sqrt{x'(t)^2 + y'(t)^2} dt. \quad (10.5.1)$$

Now consider the polar function  $r = f(\theta)$ . We again use the identities  $x = f(\theta) \cos(\theta)$  and  $y = f(\theta) \sin(\theta)$  to create parametric equations based on the polar function. We compute  $x'(\theta)$  and  $y'(\theta)$  as done before when computing  $\frac{dy}{dx}$ , then apply Equation (10.5.1).

The expression  $x'(\theta)^2 + y'(\theta)^2$  can be simplified a great deal; we leave this as an exercise and state that

$$x'(\theta)^2 + y'(\theta)^2 = f'(\theta)^2 + f(\theta)^2.$$

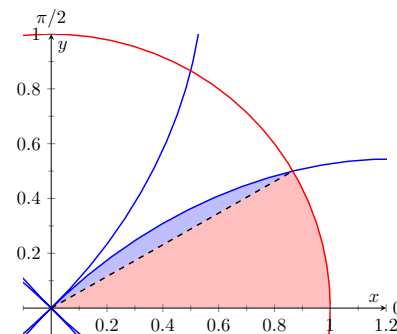


Figure 10.5.19 Breaking the region bounded by the functions in Example 10.5.17 into its component parts

This leads us to the arc length formula.

**Theorem 10.5.20 Arc Length of Polar Curves.**

Let  $r = f(\theta)$  be a polar function with  $f'$  continuous on  $[\alpha, \beta]$ , on which the graph traces itself only once. The arc length  $L$  of the graph on  $[\alpha, \beta]$  is

$$L = \int_{\alpha}^{\beta} \sqrt{f'(\theta)^2 + f(\theta)^2} d\theta = \int_{\alpha}^{\beta} \sqrt{(r')^2 + r^2} d\theta.$$

**Example 10.5.21 Arc length of a limaçon.**

Find the arc length of the limaçon  $r = 1 + 2 \sin(\theta)$ .

**Solution.** With  $r = 1 + 2 \sin(\theta)$ , we have  $r' = 2 \cos(\theta)$ . The limaçon is traced out once on  $[0, 2\pi]$ , giving us our bounds of integration. Applying Theorem 10.5.20, we have

$$\begin{aligned} L &= \int_0^{2\pi} \sqrt{(2 \cos \theta)^2 + (1 + 2 \sin \theta)^2} d\theta \\ &= \int_0^{2\pi} \sqrt{4 \cos^2 \theta + 4 \sin^2 \theta + 4 \sin \theta + 1} d\theta \\ &= \int_0^{2\pi} \sqrt{4 \sin \theta + 5} d\theta \\ &\approx 13.3649. \end{aligned}$$

The final integral cannot be solved in terms of elementary functions, so we resorted to a numerical approximation. (Simpson's Rule, with  $n = 4$ , approximates the value with 13.0608. Using  $n = 22$  gives the value above, which is accurate to 4 places after the decimal.)

### 10.5.4 Surface Area

The formula for arc length leads us to a formula for surface area. The following Theorem is based on Theorem 10.3.21.

**Theorem 10.5.23 Surface Area of a Solid of Revolution.**

Consider the graph of the polar equation  $r = f(\theta)$ , where  $f'$  is continuous on  $[\alpha, \beta]$ , on which the graph does not cross itself.

1. The surface area of the solid formed by revolving the graph about the initial ray ( $\theta = 0$ ) is:

$$\text{Surface Area} = 2\pi \int_{\alpha}^{\beta} f(\theta) \sin(\theta) \sqrt{f'(\theta)^2 + f(\theta)^2} d\theta.$$

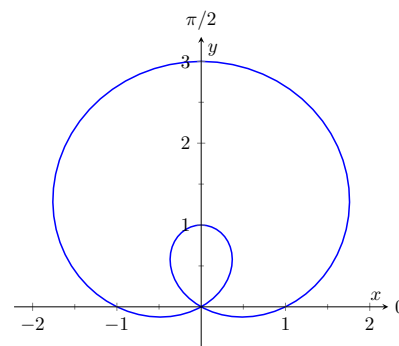
2. The surface area of the solid formed by revolving the graph about the line  $\theta = \pi/2$  is:

$$\text{Surface Area} = 2\pi \int_{\alpha}^{\beta} f(\theta) \cos(\theta) \sqrt{f'(\theta)^2 + f(\theta)^2} d\theta.$$

Video solution



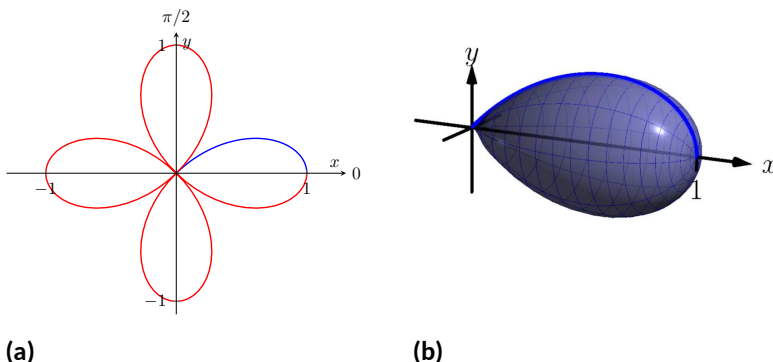
[youtu.be/watch?v=o-cetriP4Ms](https://youtu.be/watch?v=o-cetriP4Ms)



**Figure 10.5.22** The limaçon in Example 10.5.21 whose arc length is measured

**Example 10.5.24 Surface area determined by a polar curve.**

Find the surface area formed by revolving one petal of the rose curve  $r = \cos(2\theta)$  about its central axis, as shown in Figure 10.5.25.



**Figure 10.5.25** Finding the surface area of a rose-curve petal that is revolved around its central axis

**Solution.** We choose, as implied by the figure, to revolve the portion of the curve that lies on  $[0, \pi/4]$  about the initial ray. Using [Theorem 10.5.23](#) and the fact that  $f'(\theta) = -2\sin(2\theta)$ , we have

$$\begin{aligned} \text{Surface Area} &= 2\pi \int_0^{\pi/4} \cos(2\theta) \sin(\theta) \sqrt{(-2\sin(2\theta))^2 + (\cos(2\theta))^2} d\theta \\ &\approx 1.36707. \end{aligned}$$

The integral is another that cannot be evaluated in terms of elementary functions. Simpson's Rule, with  $n = 4$ , approximates the value at 1.36751.

This chapter has been about curves in the plane. While there is great mathematics to be discovered in the two dimensions of a plane, we live in a three dimensional world and hence we should also look to do mathematics in 3D — that is, in *space*. The next chapter begins our exploration into space by introducing the topic of *vectors*, which are incredibly useful and powerful mathematical objects.

## 10.5.5 Exercises

## Terms and Concepts

1. Given polar equation  $r = f(\theta)$ , how can one create parametric equations of the same curve?
2. With rectangular coordinates, it is natural to approximate area with \_\_\_\_\_; with polar coordinates, it is natural to approximate area with \_\_\_\_\_.

## Problems

**Exercise Group.** Find  $\frac{dy}{dx}$  (in terms of  $\theta$ ). Then find the equations of the tangent and normal lines to the curve at the indicated  $\theta$ -value.

- |   |   |
|---|---|
| 3. $r = 1, \theta = \pi/4$                | 4. $r = \cos(\theta), \theta = \pi/4$                         |
| 5. $r = 1 + \sin(\theta), \theta = \pi/6$ | 6. $r = 1 - 3\cos(\theta), \theta = 3\pi/4$                   |
| 7. $r = \theta, \theta = \pi/2$           | 8. $r = \cos(3\theta), \theta = \pi/6$                        |
| 9. $r = \sin(4\theta), \theta = \pi/3$    | 10. $r = \frac{1}{\sin(\theta) - \cos(\theta)}; \theta = \pi$ |

**Exercise Group.** Find the values of  $\theta$  in the given interval where the graph of the polar function has horizontal and vertical tangent lines.

- |                                    |                                       |
|------------------------------------|---------------------------------------|
| 11. $r = 3; [0, 2\pi]$             | 12. $r = 2\sin(\theta); [0, \pi]$     |
| 13. $r = \cos(2\theta); [0, 2\pi]$ | 14. $r = 1 + \cos(\theta); [0, 2\pi]$ |

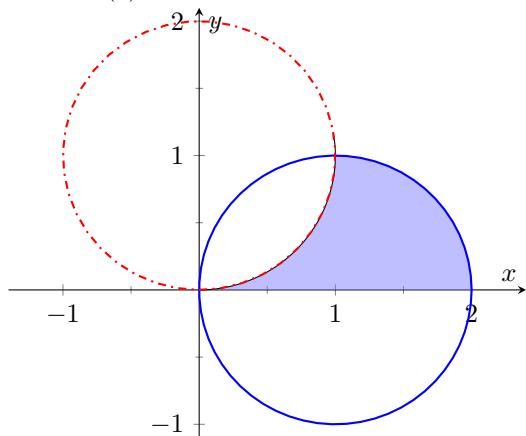
**Exercise Group.** Find the equation of the lines tangent to the graph at the pole.

- |                                  |                                   |
|----------------------------------|-----------------------------------|
| 15. $r = \sin(\theta); [0, \pi]$ | 16. $r = \sin(3\theta); [0, \pi]$ |
|----------------------------------|-----------------------------------|

**Exercise Group.** Find the area of the described region.

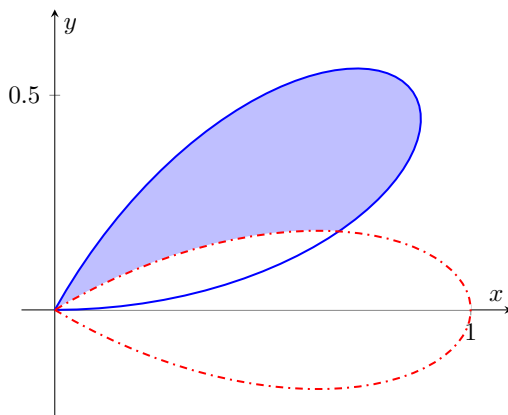
- |  |  |
|--|--|
| 17. Enclosed by the circle: $r = 4\sin(\theta)$  | 18. Enclosed by the circle $r = 5$   |
| 19. Find the area enclosed by one petal of $r = \sin(3\theta)$ .   | 20. Enclosed by one petal of the rose curve $r = \cos(n\theta)$ , where $n$ is a positive integer.   |
| 21. Find the area enclosed by the cardioid $r = 1 - \sin(\theta)$ .  | 22. Enclosed by the inner loop of the limaçon $r = 1 + 2\cos(\theta)$                                |
| 23. Find the area enclosed by the outer loop of the limaçon $r = 1 + 2\cos(\theta)$ (including area enclosed by the inner loop). | 24. Find the area enclosed between the inner and outer loop of the limaçon $r = 1 + 2\cos(\theta)$ . |

25. Find the area enclosed by  $r = 2 \cos(\theta)$ ,  $r = 2 \sin(\theta)$ , and the  $x$ -axis, as shown:

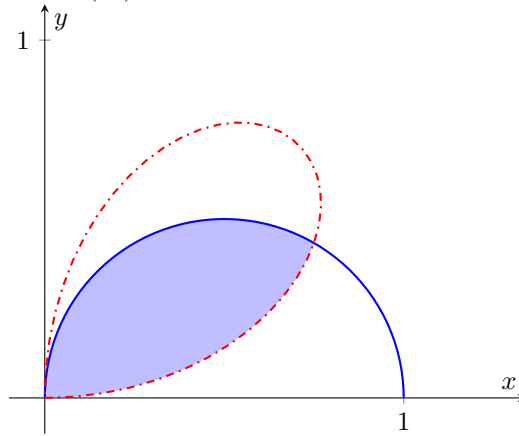


The area is \_\_\_\_\_.

27. Enclosed by  $r = \cos(3\theta)$  and  $r = \sin(3\theta)$ , as shown:

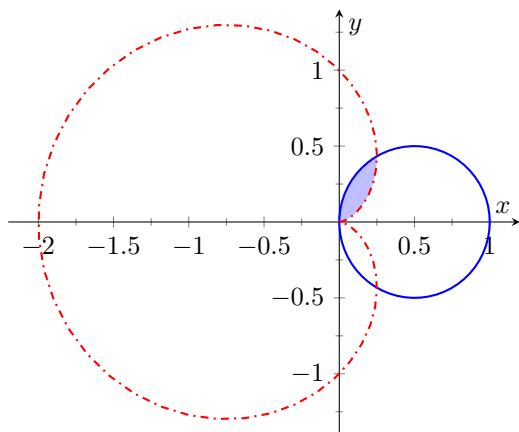


26. Find the area enclosed by  $r = \cos(\theta)$  and  $r = \sin(2\theta)$ , as shown:



The area is \_\_\_\_\_.

28. Enclosed by  $r = \cos(\theta)$  and  $r = 1 - \cos(\theta)$ , as shown:



**Exercise Group.** In the following exercises, answer the questions involving arc length.

29. Use the arc length formula to compute the arc length of the circle  $r = 2$ .
30. Use the arc length formula to compute the arc length of the circle  $r = 4 \sin(\theta)$ .
31. Use the arc length formula to compute the arc length of  $r = \cos \theta + \sin \theta$ .
32. Use the arc length formula to compute the arc length of the cardioid  $r = 1 + \cos \theta$ . (Hint: apply the formula, simplify, then use a Power-Reducing Formula to convert  $1 + \cos \theta$  into a square.)
33. Approximate the arc length of one petal of the rose curve  $r = \sin(3\theta)$  with Simpson's Rule and  $n = 4$ .
34. Let  $x(\theta) = f(\theta) \cos(\theta)$  and  $y(\theta) = f(\theta) \sin(\theta)$ . Show, as suggested by the text, that

$$x'(\theta)^2 + y'(\theta)^2 = f'(\theta)^2 + f(\theta)^2.$$

**Exercise Group.** In the following exercises, answer the questions involving surface area.

35. Use Theorem 10.5.23 to find the surface area of the sphere formed by revolving the circle  $r = 2$  about the initial ray.
36. Use Theorem 10.5.23 to find the surface area of the sphere formed by revolving the circle  $r = 2 \cos(\theta)$  about the initial ray.
37. Find the surface area of the solid formed by revolving the cardioid  $r = 1 + \cos(\theta)$  about the initial ray.
38. Find the surface area of the solid formed by revolving the circle  $r = 2 \cos(\theta)$  about the line  $\theta = \pi/2$ .

39. Find the surface area of the solid formed by revolving the line  $r = 3 \sec(\theta)$ ,  $-\pi/4 \leq \theta \leq \pi/4$ , about the line  $\theta = \pi/2$ .
40. Find the surface area of the solid formed by revolving the line  $r = 3 \sec \theta$ ,  $0 \leq \theta \leq \pi/4$ , about the initial ray.



## Chapter 11

# Introduction to Functions of Several Variables

A function of the form  $y = f(x)$  is a function of a single variable; given a value of  $x$ , we can find a value  $y$ . Even the vector-valued functions of Chapter 13 are single-variable functions; the input is a single variable though the output is a vector.

There are many situations where a desired quantity is a function of two or more variables. For instance, wind chill is measured by knowing the temperature and wind speed; the volume of a gas can be computed knowing the pressure and temperature of the gas; to compute a baseball player's batting average, one needs to know the number of hits and the number of at-bats.

This chapter introduces *multivariable* functions, that is, functions with more than one input. A more detailed study of differential calculus for multivariable functions continues in Chapter 14.

The videos in the last three chapters were actually the first to be recorded. At the time, the intent was simply to provide video content for a course: Math 2580, Calculus IV, at the University of Lethbridge. The project to create videos directly aligned to APEX Calculus came later.

As a result, the videos included here do not align perfectly with the textbook. In particular, examples done in the videos are not the same as examples done in the book.

### 11.1 Introduction to Multivariable Functions

#### Definition 11.1.1 Function of Two Variables.

Let  $D$  be a subset of  $\mathbb{R}^2$ . A function  $f$  of two variables is a rule that assigns each pair  $(x, y)$  in  $D$  a value  $z = f(x, y)$  in  $\mathbb{R}$ .  $D$  is the **domain** of  $f$ ; the set of all outputs of  $f$  is the **range**.

#### Example 11.1.3 Understanding a function of two variables.

Let  $z = f(x, y) = x^2 - y$ . Evaluate  $f(1, 2)$ ,  $f(2, 1)$ , and  $f(-2, 4)$ ; find the domain and range of  $f$ .

**Solution.** Using the definition  $f(x, y) = x^2 - y$ , we have:

$$\begin{aligned}f(1, 2) &= 1^2 - 2 = -1 \\f(2, 1) &= 2^2 - 1 = 3 \\f(-2, 4) &= (-2)^2 - 4 = 0\end{aligned}$$

The domain is not specified, so we take it to be all possible pairs in  $\mathbb{R}^2$  for which  $f$  is defined. In this example,  $f$  is defined for *all* pairs  $(x, y)$ , so the domain  $D$  of  $f$  is  $\mathbb{R}^2$ .

The output of  $f$  can be made as large or small as possible; any real num-



[youtu.be/watch?v=w4K2L9-OPk8](https://youtu.be/watch?v=w4K2L9-OPk8)

**Figure 11.1.2** Video introduction to multivariable function notation

ber  $r$  can be the output. (In fact, given any real number  $r$ ,  $f(0, -r) = r$ .)

So the range  $R$  of  $f$  is  $\mathbb{R}$ .

#### Example 11.1.4 Understanding a function of two variables.

Let  $f(x, y) = \sqrt{1 - \frac{x^2}{9} - \frac{y^2}{4}}$ . Find the domain and range of  $f$ .

**Solution.** The domain is all pairs  $(x, y)$  allowable as input in  $f$ . Because of the square root, we need  $(x, y)$  such that  $0 \leq 1 - \frac{x^2}{9} - \frac{y^2}{4}$ :

$$0 \leq 1 - \frac{x^2}{9} - \frac{y^2}{4}$$

$$\frac{x^2}{9} + \frac{y^2}{4} \leq 1$$

The above equation describes an ellipse and its interior as shown in Figure 11.1.5. We can represent the domain  $D$  graphically with the figure; in set notation, we can write  $D = \{(x, y) \mid \frac{x^2}{9} + \frac{y^2}{4} \leq 1\}$ .

The range is the set of all possible output values. The square root ensures that all output is  $\geq 0$ . Since the  $x$  and  $y$  terms are squared, then subtracted, inside the square root, the largest output value comes at  $x = 0, y = 0$ :  $f(0, 0) = 1$ . Thus the range  $R$  is the interval  $[0, 1]$ .

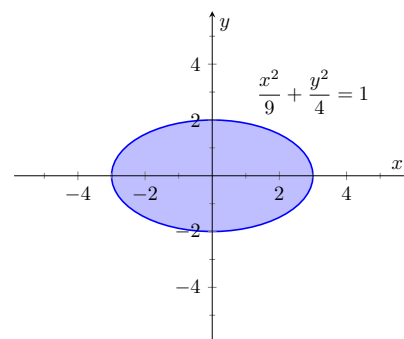


Figure 11.1.5 Illustrating the domain of  $f(x, y)$  in Example 11.1.4

### 11.1.1 Graphing Functions of Two Variables

The *graph* of a function  $f$  of two variables is the set of all points  $(x, y, f(x, y))$  where  $(x, y)$  is in the domain of  $f$ . This creates a *surface* in space.

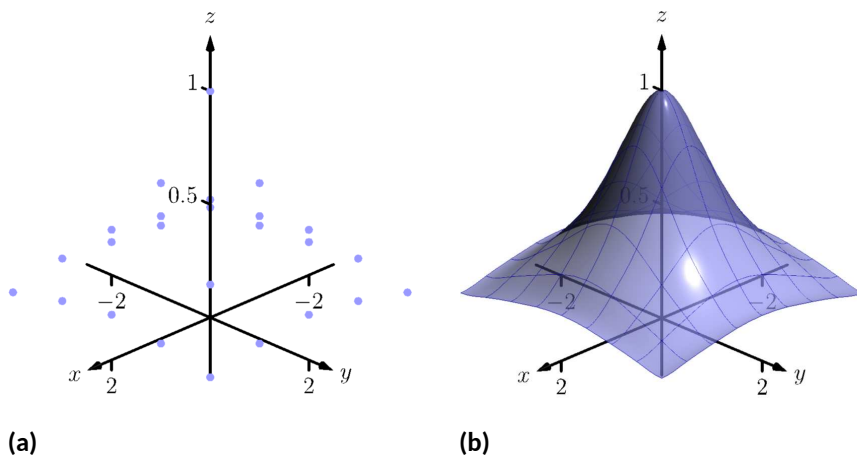


Figure 11.1.6 Graphing a function of two variables

One can begin sketching a graph by plotting points, but this has limitations. Consider Figure 11.1.6(a) where 25 points have been plotted of  $f(x, y) = \frac{1}{x^2 + y^2 + 1}$ . More points have been plotted than one would reasonably want to do by hand, yet it is not clear at all what the graph of the function looks like. Technology allows us to plot lots of points, connect adjacent points with lines and add shading to create a graph like Figure 11.1.6(b) which does a far better job of illustrating the behavior of  $f$ .

While technology is readily available to help us graph functions of two variables, there is still a paper-and-pencil approach that is useful to understand and master as it, combined with high-quality graphics, gives one great insight into the behavior of a function. This technique is known as sketching *level curves*.

### 11.1.2 Level Curves

It may be surprising to find that the problem of representing a three dimensional surface on paper is familiar to most people (they just don't realize it). Topographical maps, like the one shown in Figure 11.1.7, represent the surface of Earth by indicating points with the same elevation with *contour lines*. The elevations marked are equally spaced; in this example, each thin line indicates an elevation change in 50ft increments and each thick line indicates a change of 200ft. When lines are drawn close together, elevation changes rapidly (as one does not have to travel far to rise 50ft). When lines are far apart, such as near "Aspen Campground," elevation changes more gradually as one has to walk farther to rise 50ft.



**Figure 11.1.7** A topographical map displays elevation by drawing contour lines, along with the elevation is constant. USGS 1:24000-scale Quadrangle for Chrome Mountain, MT 1987.

Given a function  $f(x, y)$ , we can draw a "topographical map" of the graph  $z = f(x, y)$  by drawing *level curves* (or, contour lines). A level curve at  $z = c$  is a curve in the  $xy$ -plane such that for all points  $(x, y)$  on the curve,  $f(x, y) = c$ .

When drawing level curves, it is important that the  $c$  values are spaced equally apart as that gives the best insight to how quickly the "elevation" is changing. Examples will help one understand this concept.

#### Example 11.1.8 Drawing Level Curves.

Let  $f(x, y) = \sqrt{1 - \frac{x^2}{9} - \frac{y^2}{4}}$ . Find the level curves of  $f$  for  $c = 0, 0.2, 0.4, 0.6, 0.8$  and  $1$ .

**Solution.** Consider first  $c = 0$ . The level curve for  $c = 0$  is the set of all points  $(x, y)$  such that  $0 = \sqrt{1 - \frac{x^2}{9} - \frac{y^2}{4}}$ . Squaring both sides gives us

$$\frac{x^2}{9} + \frac{y^2}{4} = 1,$$

an ellipse centered at  $(0, 0)$  with horizontal major axis of length 6 and minor axis of length 4. Thus for any point  $(x, y)$  on this curve,  $f(x, y) = 0$ .

Now consider the level curve for  $c = 0.2$

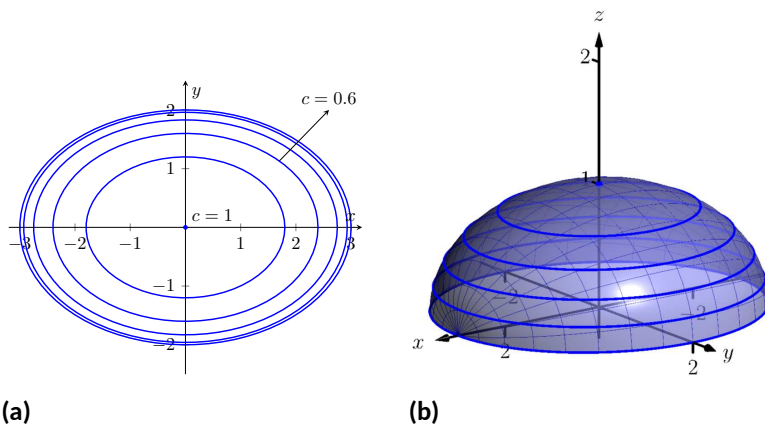
$$\begin{aligned} 0.2 &= \sqrt{1 - \frac{x^2}{9} - \frac{y^2}{4}} \\ 0.04 &= 1 - \frac{x^2}{9} - \frac{y^2}{4} \\ \frac{x^2}{9} + \frac{y^2}{4} &= 0.96 \\ \frac{x^2}{8.64} + \frac{y^2}{3.84} &= 1. \end{aligned}$$

This is also an ellipse, where  $a = \sqrt{8.64} \approx 2.94$  and  $b = \sqrt{3.84} \approx 1.96$ . In general, for  $z = c$ , the level curve is:

$$\begin{aligned} c &= \sqrt{1 - \frac{x^2}{9} - \frac{y^2}{4}} \\ c^2 &= 1 - \frac{x^2}{9} - \frac{y^2}{4} \\ \frac{x^2}{9} + \frac{y^2}{4} &= 1 - c^2 \\ \frac{x^2}{9(1 - c^2)} + \frac{y^2}{4(1 - c^2)} &= 1, \end{aligned}$$

ellipses that are decreasing in size as  $c$  increases. A special case is when  $c = 1$ ; there the ellipse is just the point  $(0, 0)$ .

The level curves are shown in [Figure 11.1.9\(a\)](#). Note how the level curves for  $c = 0$  and  $c = 0.2$  are very, very close together: this indicates that  $f$  is growing rapidly along those curves.



**Figure 11.1.9** Graphing the level curves in [Example 11.1.8](#)

In [Figure 11.1.9\(b\)](#), the curves are drawn on a graph of  $f$  in space. Note how the elevations are evenly spaced. Near the level curves of  $c = 0$  and  $c = 0.2$  we can see that  $f$  indeed is growing quickly.

#### Example 11.1.10 Analyzing Level Curves.

Let  $f(x, y) = \frac{x+y}{x^2+y^2+1}$ . Find the level curves for  $z = c$ .

**Solution.** We begin by setting  $f(x, y) = c$  for an arbitrary  $c$  and seeing

if algebraic manipulation of the equation reveals anything significant.

$$\begin{aligned}\frac{x+y}{x^2+y^2+1} &= c \\ x+y &= c(x^2+y^2+1).\end{aligned}$$

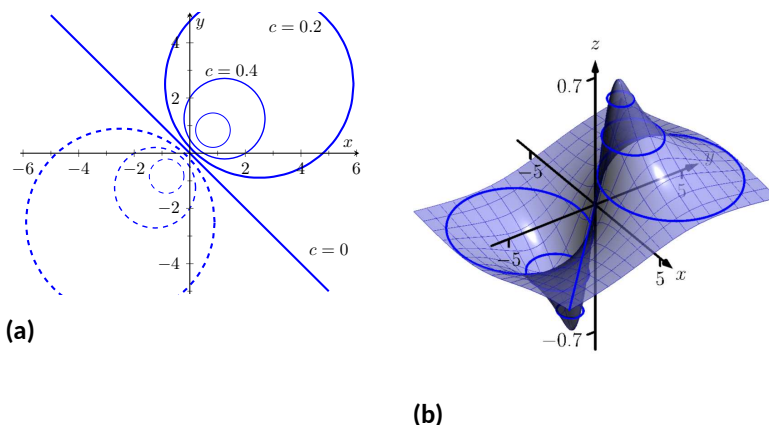
We recognize this as a circle, though the center and radius are not yet clear. By completing the square, we can obtain:

$$\left(x - \frac{1}{2c}\right)^2 + \left(y - \frac{1}{2c}\right)^2 = \frac{1}{2c^2} - 1,$$

a circle centered at  $(1/(2c), 1/(2c))$  with radius  $\sqrt{1/(2c^2) - 1}$ , where  $|c| < 1/\sqrt{2}$ . The level curves for  $c = \pm 0.2, \pm 0.4$  and  $\pm 0.6$  are sketched in Figure 11.1.11(a). To help illustrate “elevation,” we use thicker lines for  $c$  values near 0, and dashed lines indicate where  $c < 0$ .

There is one special level curve, when  $c = 0$ . The level curve in this situation is  $x + y = 0$ , the line  $y = -x$ .

In Figure 11.1.11(b) we see a graph of the surface. Note how the  $y$ -axis is pointing away from the viewer to more closely resemble the orientation of the level curves in Figure 11.1.11(a).



**Figure 11.1.11** Graphing the level curves in Example 11.1.10

Seeing the level curves helps us understand the graph. For instance, the graph does not make it clear that one can “walk” along the line  $y = -x$  without elevation change, though the level curve does.

### 11.1.3 Functions of Three Variables

We extend our study of multivariable functions to functions of three variables. (One can make a function of as many variables as one likes; we limit our study to three variables.)

#### Definition 11.1.12 Function of Three Variables.

Let  $D$  be a subset of  $\mathbb{R}^3$ . A function  $f$  of three variables is a rule that assigns each triple  $(x, y, z)$  in  $D$  a value  $w = f(x, y, z)$  in  $\mathbb{R}$ .  $D$  is the domain of  $f$ ; the set of all outputs of  $f$  is the range.

Note how this definition closely resembles that of Definition 11.1.1.

**Example 11.1.13 Understanding a function of three variables.**

Let  $f(x, y, z) = \frac{x^2 + z + 3 \sin(y)}{x + 2y - z}$ . Evaluate  $f$  at the point  $(3, 0, 2)$  and find the domain and range of  $f$ .

**Solution.** To evaluate the function we simply set  $x = 3$ ,  $y = 0$ , and  $z = 3$  in the definition of  $f$ :

$$f(3, 0, 2) = \frac{3^2 + 2 + 3 \sin(0)}{3 + 2(0) - 2} = 11.$$

As the domain of  $f$  is not specified, we take it to be the set of all triples  $(x, y, z)$  for which  $f(x, y, z)$  is defined. As we cannot divide by 0, we find the domain  $D$  is

$$D = \{(x, y, z) \mid x + 2y - z \neq 0\}.$$

We recognize that the set of all points in  $\mathbb{R}^3$  that *are not* in  $D$  form a plane in space that passes through the origin (with normal vector  $\langle 1, 2, -1 \rangle$ ). We determine the range  $R$  is  $\mathbb{R}$ ; that is, all real numbers are possible outputs of  $f$ . There is no set way of establishing this. Rather, to get numbers near 0 we can let  $y = 0$  and choose  $z \approx -x^2$ . To get numbers of arbitrarily large magnitude, we can let  $z \approx x + 2y$ .

**11.1.4 Level Surfaces**

It is very difficult to produce a meaningful graph of a function of three variables. A function of *one* variable is a *curve* drawn in 2 dimensions; a function of *two* variables is a *surface* drawn in 3 dimensions; a function of *three* variables is a *hypersurface* drawn in 4 dimensions.

There are a few techniques one can employ to try to “picture” a graph of three variables. One is an analogue of level curves: *level surfaces*. Given  $w = f(x, y, z)$ , the level surface at  $w = c$  is the surface in space formed by all points  $(x, y, z)$  where  $f(x, y, z) = c$ .

**Example 11.1.14 Finding level surfaces.**

If a point source  $S$  is radiating energy, the intensity  $I$  at a given point  $P$  in space is inversely proportional to the square of the distance between  $S$  and  $P$ . That is, when  $S = (0, 0, 0)$ ,  $I(x, y, z) = \frac{k}{x^2 + y^2 + z^2}$  for some constant  $k$ .

Let  $k = 1$ ; find the level surfaces of  $I$ .

**Solution.** We can (mostly) answer this question using “common sense.” If energy (say, in the form of light) is emanating from the origin, its intensity will be the same at all points equidistant from the origin. That is, at any point on the surface of a sphere centered at the origin, the intensity should be the same. Therefore, the level surfaces are spheres.

We now find this mathematically. The level surface at  $I = c$  is defined by

$$c = \frac{1}{x^2 + y^2 + z^2}.$$

A small amount of algebra reveals

$$x^2 + y^2 + z^2 = \frac{1}{c}.$$

Given an intensity  $c$ , the level surface  $I = c$  is a sphere of radius  $1/\sqrt{c}$ , centered at the origin.

Figure 11.1.15 gives a table of the radii of the spheres for given  $c$  values. Normally one would use equally spaced  $c$  values, but these values have been chosen purposefully. At a distance of 0.25 from the point source, the intensity is 16; to move to a point of half that intensity, one just moves out 0.1 to 0.35 — not much at all. To again halve the intensity, one moves 0.15, a little more than before.

Note how each time the intensity is halved, the distance required to move away grows. We conclude that the closer one is to the source, the more rapidly the intensity changes.

In the next section we apply the concepts of limits to functions of two or more variables.

$c$	$r$
16	0.25
8	0.35
4	0.5
2	0.71
1	1
0.5	1.41
0.25	2
0.125	2.83
0.0625	4

**Figure 11.1.15** A table of  $c$  values and the corresponding radius  $r$  of the spheres of constant value in Example 11.1.14

## 11.1.5 Exercises

## Terms and Concepts

1. Give two examples (other than those given in the text) of “real world” functions that require more than one input.
2. The graph of a function of two variables is a \_\_\_\_\_.
3. Most people are familiar with the concept of level curves in the context of \_\_\_\_\_ maps.
4. T/F: Along a level curve, the output of a function does not change.
5. The analogue of a level curve for functions of three variables is a level \_\_\_\_\_.
6. What does it mean when level curves are close together? Far apart?

## Problems

**Exercise Group.** In the following exercises, give the domain and range of the multivariable function.

- |   |  |
|---|--|
| 7. $f(x, y) = x^2 + y^2 + 2$            | 8. $f(x, y) = x + 2y$                          |
| 9. $f(x, y) = x - 2y$                   | 10. $f(x, y) = \frac{1}{x + 2y}$               |
| 11. $f(x, y) = \frac{1}{x^2 + y^2 + 1}$ | 12. $f(x, y) = \sin(x) \cos(y)$                |
| 13. $f(x, y) = \sqrt{9 - x^2 - y^2}$    | 14. $f(x, y) = \frac{1}{\sqrt{x^2 + y^2 - 9}}$ |

**Exercise Group.** In the following exercises, describe in words and sketch the level curves for the function and given  $c$  values.

- |   |   |
|---|---|
| 15. $f(x, y) = 3x - 2y; c = -2, 0, 2$                       | 16. $f(x, y) = x^2 - y^2; c = -1, 0, 1$                     |
| 17. $f(x, y) = x - y^2; c = -2, 0, 2$                       | 18. $f(x, y) = \frac{1 - x^2 - y^2}{2y - 2x}; c = -2, 0, 2$ |
| 19. $f(x, y) = \frac{2x - 2y}{x^2 + y^2 + 1}; c = -1, 0, 1$ | 20. $f(x, y) = \frac{y - x^3 - 1}{x}; c = -3, -1, 0, 1, 3$  |
| 21. $f(x, y) = \sqrt{x^2 + 4y^2}; c = 1, 2, 3, 4$           | 22. $f(x, y) = x^2 + 4y^2; c = 1, 2, 3, 4$                  |

**Exercise Group.** In the following exercises, give the domain and range of the functions of three variables.

- |  |  |
|--|--|
| 23. $f(x, y, z) = \frac{x}{x + 2y - 4z}$ | 24. $f(x, y, z) = \frac{1}{1 - x^2 - y^2 - z^2}$ |
| 25. $f(x, y, z) = \sqrt{z - x^2 + y^2}$  | 26. $f(x, y, z) = z^2 \sin(x) \cos(y)$           |

**Exercise Group.** In the following exercises, describe the level surfaces of the given functions of three variables.

- |  |                                    |
|--|------------------------------------|
| 27. $f(x, y, z) = x^2 + y^2 + z^2$     | 28. $f(x, y, z) = z - x^2 + y^2$   |
| 29. $f(x, y, z) = \frac{x^2 + y^2}{z}$ | 30. $f(x, y, z) = \frac{z}{x - y}$ |
31. Compare the level curves of [Exercises 21](#) and [22](#). How are they similar, and how are they different? Each surface is a quadric surface; describe how the level curves are consistent with what we know about each surface.



## 11.2 Limits and Continuity of Multivariable Functions

We continue with the pattern we have established in this text: after defining a new kind of function, we apply calculus ideas to it. The previous section defined functions of two and three variables; this section investigates what it means for these functions to be “continuous.”

We begin with a series of definitions. We are used to “open intervals” such as  $(1, 3)$ , which represents the set of all  $x$  such that  $1 < x < 3$ , and “closed intervals” such as  $[1, 3]$ , which represents the set of all  $x$  such that  $1 \leq x \leq 3$ . We need analogous definitions for open and closed sets in the  $xy$ -plane.



[youtu.be/watch?v=Glamhgb3Ilk](https://youtu.be/watch?v=Glamhgb3Ilk)

### 11.2.1 Open and Closed Subsets in Higher Dimensions

#### Definition 11.2.2 Open Disk, Boundary and Interior Points, Open and Closed Sets, Bounded Sets.

An **open disk**  $B$  in  $\mathbb{R}^2$  centered at  $(x_0, y_0)$  with radius  $r$  is the set of all points  $(x, y)$  such that  $\sqrt{(x - x_0)^2 + (y - y_0)^2} < r$ .

Let  $S$  be a set of points in  $\mathbb{R}^2$ . A point  $P$  in  $\mathbb{R}^2$  is a **boundary point** of  $S$  if all open disks centered at  $P$  contain both points in  $S$  and points not in  $S$ .

A point  $P$  in  $S$  is an **interior point** of  $S$  if there is an open disk centered at  $P$  that contains only points in  $S$ .

A set  $S$  is **open** if every point in  $S$  is an interior point.

A set  $S$  is **closed** if it contains all of its boundary points.

A set  $S$  is **bounded** if there is an  $M > 0$  such that the open disk, centered at the origin with radius  $M$ , contains  $S$ . A set that is not bounded is **unbounded**.

Figure 11.2.3 shows several sets in the  $xy$ -plane. In each set, point  $P_1$  lies on the boundary of the set as all open disks centered there contain both points in, and not in, the set. In contrast, point  $P_2$  is an interior point for there is an open disk centered there that lies entirely within the set.

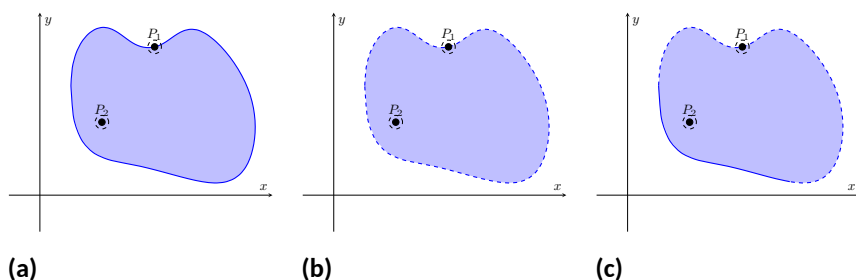


Figure 11.2.3 Illustrating open and closed sets in the  $xy$ -plane

The set depicted in Figure 11.2.3(a) is a closed set as it contains all of its boundary points. The set in Figure 11.2.3(b) is open, for all of its points are interior points (or, equivalently, it does not contain any of its boundary points). The set in Figure 11.2.3(c) is neither open nor closed as it contains some of its boundary points.

#### Example 11.2.4 Determining open/closed, bounded/unbounded.

Determine if the domain of the function  $f(x, y) = \sqrt{1 - x^2/9 - y^2/4}$  is open, closed, or neither, and if it is bounded.

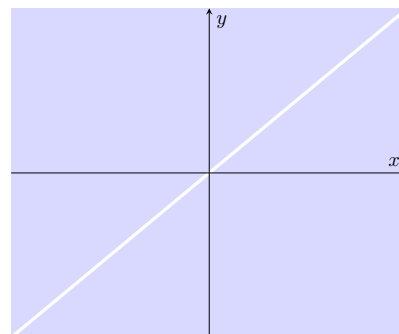
**Solution.** This domain of this function was found in [Example 11.1.4](#) to be  $D = \{(x, y) \mid \frac{x^2}{9} + \frac{y^2}{4} \leq 1\}$ , the region bounded by the ellipse  $\frac{x^2}{9} + \frac{y^2}{4} = 1$ . Since the region includes the boundary (indicated by the use of “ $\leq$ ”), the set contains all of its boundary points and hence is closed. The region is bounded as a disk of radius 4, centered at the origin, contains  $D$ .

### Example 11.2.5 Determining open/closed, bounded/unbounded.

Determine if the domain of  $f(x, y) = \frac{1}{x-y}$  is open, closed, or neither.

**Solution.** As we cannot divide by 0, we find the domain to be  $D = \{(x, y) \mid x - y \neq 0\}$ . In other words, the domain is the set of all points  $(x, y)$  not on the line  $y = x$ .

The domain is sketched in [Figure 11.2.6](#). Note how we can draw an open disk around any point in the domain that lies entirely inside the domain, and also note how the only boundary points of the domain are the points on the line  $y = x$ . We conclude the domain is an open set. The set is unbounded.



**Figure 11.2.6** Sketching the domain of the function in [Example 11.2.5](#)

## 11.2.2 Limits

Recall a pseudo-definition of the limit of a function of one variable:

$$\lim_{x \rightarrow c} f(x) = L$$

means that if  $x$  is “really close” to  $c$ , then  $f(x)$  is “really close” to  $L$ . A similar pseudo-definition holds for functions of two variables. We’ll say that

$$\lim_{(x,y) \rightarrow (x_0,y_0)} f(x, y) = L$$

means “if the point  $(x, y)$  is really close to the point  $(x_0, y_0)$ , then  $f(x, y)$  is really close to  $L$ .” The formal definition is given below.

### Definition 11.2.7 Limit of a Function of Two Variables.

Let  $S$  be a set containing  $P = (x_0, y_0)$  where every open disk centered at  $P$  contains points in  $S$  other than  $P$ , let  $f$  be a function of two variables defined on  $S$ , except possibly at  $P$ , and let  $L$  be a real number. The **limit** of  $f(x, y)$  as  $(x, y)$  approaches  $(x_0, y_0)$  is  $L$ , denoted

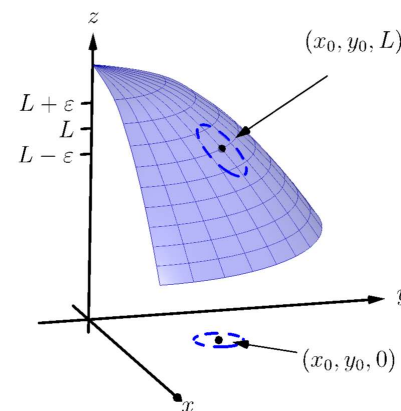
$$\lim_{(x,y) \rightarrow (x_0,y_0)} f(x, y) = L,$$

means that given any  $\varepsilon > 0$ , there exists  $\delta > 0$  such that for all  $(x, y)$  in  $S$ , where  $(x, y) \neq (x_0, y_0)$ , if  $(x, y)$  is in the open disk centered at  $(x_0, y_0)$  with radius  $\delta$ , then  $|f(x, y) - L| < \varepsilon$ .

The concept behind [Definition 11.2.7](#) is sketched in [Figure 11.2.8](#). Given  $\varepsilon > 0$ , find  $\delta > 0$  such that if  $(x, y)$  is any point in the open disk centered at  $(x_0, y_0)$  in the  $xy$ -plane with radius  $\delta$ , then  $f(x, y)$  should be within  $\varepsilon$  of  $L$ .

Computing limits using this definition is rather cumbersome. The following theorem allows us to evaluate limits much more easily.

While our first limit definition was defined over an open interval, we now define limits over a set  $S$  in the plane (where  $S$  does not have to be open). As planar sets can be far more complicated than intervals, our definition adds the restriction “... where every open disk centered at  $P$  contains points in  $S$  other than  $P$ .” In this text, all sets we’ll consider will satisfy this condition and we won’t bother to check; it is included in the definition for completeness.



**Figure 11.2.8** Illustrating the definition of a limit. The open disk in the  $xy$ -plane has radius  $\delta$ . Let  $(x, y)$  be any point in this disk;  $f(x, y)$  is within  $\varepsilon$  of  $L$ .

**Theorem 11.2.9 Basic Limit Properties of Functions of Two Variables.**

Let  $b$ ,  $x_0$ ,  $y_0$ ,  $L$  and  $K$  be real numbers, let  $n$  be a positive integer, and let  $f$  and  $g$  be functions with the following limits:

$$\lim_{(x,y) \rightarrow (x_0,y_0)} f(x,y) = L \text{ and } \lim_{(x,y) \rightarrow (x_0,y_0)} g(x,y) = K.$$

The following limits hold.

1. **Constants:**  $\lim_{(x,y) \rightarrow (x_0,y_0)} b = b$
2. **Identity**  $\lim_{(x,y) \rightarrow (x_0,y_0)} x = x_0$ ;  $\lim_{(x,y) \rightarrow (x_0,y_0)} y = y_0$
3. **Sums/Differences:**  $\lim_{(x,y) \rightarrow (x_0,y_0)} (f(x,y) \pm g(x,y)) = L \pm K$
4. **Scalar Multiples:**  $\lim_{(x,y) \rightarrow (x_0,y_0)} b \cdot f(x,y) = bL$
5. **Products:**  $\lim_{(x,y) \rightarrow (x_0,y_0)} f(x,y) \cdot g(x,y) = LK$
6. **Quotients:**  $\lim_{(x,y) \rightarrow (x_0,y_0)} f(x,y)/g(x,y) = L/K, (K \neq 0)$
7. **Powers:**  $\lim_{(x,y) \rightarrow (x_0,y_0)} f(x,y)^n = L^n$

This theorem, combined with [Theorems 1.3.4](#) and [1.3.7](#) of [Section 1.3](#), allows us to evaluate many limits.

**Example 11.2.10 Evaluating a limit.**

Evaluate the following limits:

1.  $\lim_{(x,y) \rightarrow (1,\pi)} \left( \frac{y}{x} + \cos(xy) \right)$
2.  $\lim_{(x,y) \rightarrow (0,0)} \frac{3xy}{x^2 + y^2}$

**Solution.**

1. The aforementioned theorems allow us to simply evaluate  $y/x + \cos(xy)$  when  $x = 1$  and  $y = \pi$ . If an indeterminate form is returned, we must do more work to evaluate the limit; otherwise, the result is the limit. Therefore

$$\begin{aligned} \lim_{(x,y) \rightarrow (1,\pi)} \frac{y}{x} + \cos(xy) &= \frac{\pi}{1} + \cos(\pi) \\ &= \pi - 1. \end{aligned}$$

2. We attempt to evaluate the limit by substituting 0 in for  $x$  and  $y$ , but the result is the indeterminate form “0/0.” To evaluate this limit, we must “do more work,” but we have not yet learned what “kind” of work to do. Therefore we cannot yet evaluate this limit.

When dealing with functions of a single variable we also considered one-

sided limits and stated

$$\lim_{x \rightarrow c} f(x) = L \text{ if, and only if, } \lim_{x \rightarrow c^+} f(x) = L \text{ and } \lim_{x \rightarrow c^-} f(x) = L.$$

That is, the limit is  $L$  if and only if  $f(x)$  approaches  $L$  when  $x$  approaches  $c$  from *either* direction, the left or the right.

In the plane, there are infinitely many directions from which  $(x, y)$  might approach  $(x_0, y_0)$ . In fact, we do not have to restrict ourselves to approaching  $(x_0, y_0)$  from a particular direction, but rather we can approach that point along a path that is not a straight line. It is possible to arrive at different limiting values by approaching  $(x_0, y_0)$  along different paths. If this happens, we say that

$\lim_{(x,y) \rightarrow (x_0,y_0)} f(x, y)$  does not exist (this is analogous to the left and right hand limits of single variable functions not being equal).

Our theorems tell us that we can evaluate most limits quite simply, without worrying about paths. When indeterminate forms arise, the limit may or may not exist. If it does exist, it can be difficult to prove this as we need to show the same limiting value is obtained regardless of the path chosen. The case where the limit does not exist is often easier to deal with, for we can often pick two paths along which the limit is different.

**Example 11.2.11 Showing limits do not exist.**

1. Show  $\lim_{(x,y) \rightarrow (0,0)} \frac{3xy}{x^2+y^2}$  does not exist by finding the limits along the lines  $y = mx$ .
2. Show  $\lim_{(x,y) \rightarrow (0,0)} \frac{\sin(xy)}{x+y}$  does not exist by finding the limit along the path  $y = -\sin(x)$ .

**Solution.**

1. Evaluating  $\lim_{(x,y) \rightarrow (0,0)} \frac{3xy}{x^2+y^2}$  along the lines  $y = mx$  means replace all  $y$ 's with  $mx$  and evaluating the resulting limit:

$$\begin{aligned} \lim_{(x,mx) \rightarrow (0,0)} \frac{3x(mx)}{x^2 + (mx)^2} &= \lim_{x \rightarrow 0} \frac{3mx^2}{x^2(m^2 + 1)} \\ &= \lim_{x \rightarrow 0} \frac{3m}{m^2 + 1} \\ &= \frac{3m}{m^2 + 1}. \end{aligned}$$

While the limit exists for each choice of  $m$ , we get a *different* limit for each choice of  $m$ . That is, along different lines we get differing limiting values, meaning *the* limit does not exist.

2. Let  $f(x, y) = \frac{\sin(xy)}{x+y}$ . We are to show that  $\lim_{(x,y) \rightarrow (0,0)} f(x, y)$  does not exist by finding the limit along the path  $y = -\sin(x)$ . First, however, consider the limits found along the lines  $y = mx$  as done above.

$$\begin{aligned} \lim_{(x,mx) \rightarrow (0,0)} \frac{\sin(x(mx))}{x + mx} &= \lim_{x \rightarrow 0} \frac{\sin(mx^2)}{x(m+1)} \\ &= \lim_{x \rightarrow 0} \frac{\sin(mx^2)}{x} \cdot \frac{1}{m+1}. \end{aligned}$$

By applying L'Hospital's Rule, we can show this limit is 0 *except* when  $m = -1$ , that is, along the line  $y = -x$ . This line is not in the domain of  $f$ , so we have found the following fact: along every line  $y = mx$  in the domain of  $f$ ,  $\lim_{(x,y) \rightarrow (0,0)} f(x,y) = 0$ . Now consider the limit along the path  $y = -\sin(x)$ :

$$\lim_{(x, -\sin(x)) \rightarrow (0,0)} \frac{\sin(-x \sin(x))}{x - \sin(x)} = \lim_{x \rightarrow 0} \frac{\sin(-x \sin(x))}{x - \sin(x)}$$

Now apply L'Hospital's Rule twice:

$$\begin{aligned} &= \lim_{x \rightarrow 0} \frac{\cos(-x \sin(x))(-\sin(x) - x \cos(x))}{1 - \cos(x)} \quad (0/0) \\ &= \lim_{x \rightarrow 0} \frac{-\sin(-x \sin(x))(-\sin(x) - x \cos(x))^2 + \cos(-x \sin(x))(-2 \cos(x) + x \sin(x))}{\sin(x)}. \end{aligned}$$

This last limit is of the form “2/0”, which suggests that the limit does not exist. Step back and consider what we have just discovered. Along any line  $y = mx$  in the domain of the  $f(x,y)$ , the limit is 0. However, along the path  $y = -\sin(x)$ , which lies in the domain of  $f(x,y)$  for all  $x \neq 0$ , the limit does not exist. Since the limit is not the same along every path to  $(0,0)$ , we say

$\lim_{(x,y) \rightarrow (0,0)} \frac{\sin(xy)}{x+y}$  does not exist.

### Example 11.2.12 Finding a limit.

Let  $f(x,y) = \frac{5x^2y^2}{x^2+y^2}$ . Find  $\lim_{(x,y) \rightarrow (0,0)} f(x,y)$ .

**Solution.** It is relatively easy to show that along any line  $y = mx$ , the limit is 0. This is not enough to prove that the limit exists, as demonstrated in the previous example, but it tells us that if the limit does exist then it must be 0.

To prove the limit is 0, we apply [Definition 11.2.7](#). Let  $\varepsilon > 0$  be given. We want to find  $\delta > 0$  such that if  $\sqrt{(x-0)^2 + (y-0)^2} < \delta$ , then  $|f(x,y) - 0| < \varepsilon$ .

Set  $\delta < \sqrt{\varepsilon/5}$ . Note that  $\left| \frac{5y^2}{x^2+y^2} \right| < 5$  for all  $(x,y) \neq (0,0)$ , and that if  $\sqrt{x^2 + y^2} < \delta$ , then  $x^2 < \delta^2$ .

Let  $\sqrt{(x-0)^2 + (y-0)^2} = \sqrt{x^2 + y^2} < \delta$ . Consider  $|f(x,y) - 0|$ :

$$\begin{aligned} |f(x,y) - 0| &= \left| \frac{5x^2y^2}{x^2+y^2} - 0 \right| \\ &= \left| x^2 \cdot \frac{5y^2}{x^2+y^2} \right| \\ &< \delta^2 \cdot 5 \\ &< \frac{\varepsilon}{5} \cdot 5 \\ &= \varepsilon. \end{aligned}$$

Thus if  $\sqrt{(x-0)^2 + (y-0)^2} < \delta$  then  $|f(x,y) - 0| < \varepsilon$ , which is what

we wanted to show. Thus  $\lim_{(x,y) \rightarrow (0,0)} \frac{5x^2y^2}{x^2+y^2} = 0$ .

### 11.2.3 Continuity

**Definition 1.5.1** defines what it means for a function of one variable to be continuous. In brief, it meant that the graph of the function did not have breaks, holes, jumps, etc. We define continuity for functions of two variables in a similar way as we did for functions of one variable.

#### Definition 11.2.13 Continuous.

Let a function  $f(x, y)$  be defined on a set  $S$  containing the point  $(x_0, y_0)$ .

1.  $f$  is *continuous* at  $(x_0, y_0)$  if  $\lim_{(x,y) \rightarrow (x_0,y_0)} f(x, y) = f(x_0, y_0)$ .
2.  $f$  is *continuous on*  $S$  if  $f$  is continuous at all points in  $S$ . If  $f$  is continuous at all points in  $\mathbb{R}^2$ , we say that  $f$  is *continuous everywhere*.

#### Example 11.2.14 Continuity of a function of two variables.

Let  $f(x, y) = \begin{cases} \frac{\cos(y) \sin(x)}{x} & x \neq 0 \\ \cos(y) & x = 0 \end{cases}$ . Is  $f$  continuous at  $(0, 0)$ ? Is  $f$  continuous everywhere?

**Solution.** To determine if  $f$  is continuous at  $(0, 0)$ , we need to compare  $\lim_{(x,y) \rightarrow (0,0)} f(x, y)$  to  $f(0, 0)$ .

Applying the definition of  $f$ , we see that  $f(0, 0) = \cos(0) = 1$ .

We now consider the limit  $\lim_{(x,y) \rightarrow (0,0)} f(x, y)$ . Substituting 0 for  $x$  and  $y$

in  $(\cos(y) \sin(x))/x$  returns the indeterminate form "0/0", so we need to do more work to evaluate this limit.

Consider two related limits:  $\lim_{(x,y) \rightarrow (0,0)} \cos(y)$  and  $\lim_{(x,y) \rightarrow (0,0)} \frac{\sin(x)}{x}$ . The first limit does not contain  $x$ , and since  $\cos(y)$  is continuous,

$$\lim_{(x,y) \rightarrow (0,0)} \cos(y) = \lim_{y \rightarrow 0} \cos(y) = \cos(0) = 1.$$

The second limit does not contain  $y$ . By [Theorem 1.3.17](#) we can say

$$\lim_{(x,y) \rightarrow (0,0)} \frac{\sin(x)}{x} = \lim_{x \rightarrow 0} \frac{\sin(x)}{x} = 1.$$

Finally, [Theorem 11.2.9](#) of this section states that we can combine these two limits as follows:

$$\begin{aligned} \lim_{(x,y) \rightarrow (0,0)} \frac{\cos(y) \sin(x)}{x} &= \lim_{(x,y) \rightarrow (0,0)} (\cos(y)) \left( \frac{\sin(x)}{x} \right) \\ &= \left( \lim_{(x,y) \rightarrow (0,0)} \cos(y) \right) \left( \lim_{(x,y) \rightarrow (0,0)} \frac{\sin(x)}{x} \right) \\ &= (1)(1) \\ &= 1. \end{aligned}$$

We have found that  $\lim_{(x,y) \rightarrow (0,0)} \frac{\cos(y) \sin(x)}{x} = f(0,0)$ , so  $f$  is continuous at  $(0,0)$ .

A similar analysis shows that  $f$  is continuous at all points in  $\mathbb{R}^2$ . As long as  $x \neq 0$ , we can evaluate the limit directly; when  $x = 0$ , a similar analysis shows that the limit is  $\cos(y)$ . Thus we can say that  $f$  is continuous everywhere. A graph of  $f$  is given in Figure 11.2.15. Notice how it has no breaks, jumps, etc.

The following theorem is very similar to Theorem 1.5.10, giving us ways to combine continuous functions to create other continuous functions.

#### Theorem 11.2.16 Properties of Continuous Functions.

Let  $f$  and  $g$  be continuous on a set  $S$ , let  $c$  be a real number, and let  $n$  be a positive integer. The following functions are continuous on  $S$ .

1. Sums/Differences:  $f \pm g$
2. Constant Multiples:  $c \cdot f$
3. Products:  $f \cdot g$
4. Quotients:  $f/g$  { (as long as  $g \neq 0$  on  $S$ ) }
5. Powers:  $f^n$
6. Roots:  $\sqrt[n]{f}$  (if  $n$  is even then  $f \geq 0$  on  $S$ ; if  $n$  is odd, then true for all values of  $f$  on  $S$ .)
7. Compositions: Adjust the definitions of  $f$  and  $g$  to: Let  $f$  be continuous on  $S$ , where the range of  $f$  on  $S$  is  $J$ , and let  $g$  be a single variable function that is continuous on  $J$ . Then  $g \circ f$ , i.e.,  $g(f(x,y))$ , is continuous on  $S$ .

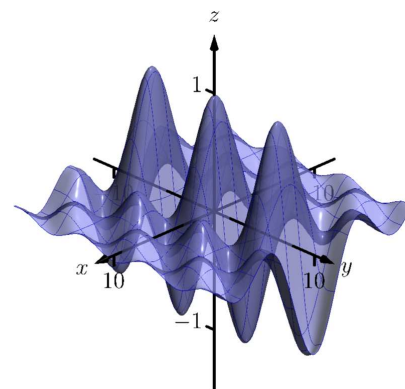


Figure 11.2.15 A graph of  $f(x,y)$  in Example 11.2.14

#### Example 11.2.17 Establishing continuity of a function.

Let  $f(x,y) = \sin(x^2 \cos(y))$ . Show  $f$  is continuous everywhere.

**Solution.** We will apply both Theorems 1.5.10 and 11.2.16. Let  $f_1(x,y) = x^2$ . Since  $y$  is not actually used in the function, and polynomials are continuous (by Theorem 1.5.10), we conclude  $f_1$  is continuous everywhere. A similar statement can be made about  $f_2(x,y) = \cos(y)$ . Part 3 of Theorem 11.2.16 states that  $f_3 = f_1 \cdot f_2$  is continuous everywhere, and Part 7 of the theorem states the composition of sine with  $f_3$  is continuous: that is,  $\sin(f_3) = \sin(x^2 \cos(y))$  is continuous everywhere.

### 11.2.4 Functions of Three Variables

The definitions and theorems given in this section can be extended in a natural way to definitions and theorems about functions of three (or more) variables. We cover the key concepts here; some terms from Definitions 11.2.2 and 11.2.13 are not redefined but their analogous meanings should be clear to the reader.

**Definition 11.2.18 Open Balls, Limit, Continuous.**

1. An *open ball* in  $\mathbb{R}^3$  centered at  $(x_0, y_0, z_0)$  with radius  $r$  is the set of all points  $(x, y, z)$  such that

$$\sqrt{(x - x_0)^2 + (y - y_0)^2 + (z - z_0)^2} = r.$$

2. Let  $D$  be a set in  $\mathbb{R}^3$  containing  $(x_0, y_0, z_0)$  where every open ball centered at  $(x_0, y_0, z_0)$  contains points of  $D$  other than  $(x_0, y_0, z_0)$ , and let  $f(x, y, z)$  be a function of three variables defined on  $D$ , except possibly at  $(x_0, y_0, z_0)$ . The *limit* of  $f(x, y, z)$  as  $(x, y, z)$  approaches  $(x_0, y_0, z_0)$  is  $L$ , denoted

$$\lim_{(x,y,z) \rightarrow (x_0,y_0,z_0)} f(x, y, z) = L,$$

means that given any  $\varepsilon > 0$ , there is a  $\delta > 0$  such that for all  $(x, y, z)$  in  $D$ ,  $(x, y, z) \neq (x_0, y_0, z_0)$ , if  $(x, y, z)$  is in the open ball centered at  $(x_0, y_0, z_0)$  with radius  $\delta$ , then  $|f(x, y, z) - L| < \varepsilon$ .

3. Let  $f(x, y, z)$  be defined on a set  $D$  containing  $(x_0, y_0, z_0)$ . We say  $f$  is *continuous* at  $(x_0, y_0, z_0)$  if

$$\lim_{(x,y,z) \rightarrow (x_0,y_0,z_0)} f(x, y, z) = f(x_0, y_0, z_0).$$

If  $f$  is continuous at all points in  $D$ , we say  $f$  is *continuous on*  $D$ .

These definitions can also be extended naturally to apply to functions of four or more variables. [Theorem 11.2.16](#) also applies to function of three or more variables, allowing us to say that the function

$$f(x, y, z) = \frac{e^{x^2+y} \sqrt{y^2 + z^2 + 3}}{\sin(xyz) + 5}$$

is continuous everywhere.

When considering single variable functions, we studied limits, then continuity, then the derivative. In our current study of multivariable functions, we have studied limits and continuity. In the next section we study derivation, which takes on a slight twist as we are in a multivariable context.



## 11.2.5 Exercises

## Terms and Concepts

1. Describe in your own words the difference between the boundary and interior points of a set.
2. Use your own words to describe (informally) what  $\lim_{(x,y) \rightarrow (1,2)} f(x,y) = 17$  means.
3. Give an example of a closed, bounded set.
4. Give an example of a closed, unbounded set.
5. Give an example of an open, bounded set.
6. Give an example of an open, unbounded set.

## Problems

**Exercise Group.** A set  $S$  is given.

- (a) Give one boundary point and one interior point, when possible, of  $S$ .
- (b) State whether  $S$  is open, closed, or neither.
- (c) State whether  $S$  is bounded or unbounded.

$$7. \quad S = \left\{ (x, y) \mid \frac{(x-1)^2}{4} + \frac{(y-3)^2}{9} \leq 1 \right\}$$

$$9. \quad S = \{ (x, y) \mid x^2 + y^2 = 1 \}$$

$$8. \quad S = \{ (x, y) \mid y \neq x^2 \}$$

$$10. \quad S = \{ (x, y) \mid y > \sin(x) \}.$$

**Exercise Group.** In the following exercises:

- (a) Find the domain  $D$  of the given function.
- (b) State whether  $D$  is an open or closed set.
- (c) State whether  $D$  is bounded or unbounded.

$$11. \quad f(x, y) = \sqrt{9 - x^2 - y^2}$$

$$13. \quad f(x, y) = \frac{1}{\sqrt{y - x^2}}$$

$$12. \quad f(x, y) = \sqrt{y - x^2}$$

$$14. \quad f(x, y) = \frac{x^2 - y^2}{x^2 + y^2}$$

**Exercise Group.** In the following exercises, a limit is given. Evaluate the limit along the paths given, then state why these results show the given limit does not exist.

$$15. \quad \lim_{(x,y) \rightarrow (0,0)} \frac{x^2 - y^2}{x^2 + y^2}$$

(a) Along the path  $y = 0$ .

(b) Along the path  $x = 0$ .

$$17. \quad \lim_{(x,y) \rightarrow (0,0)} \frac{xy - y^2}{y^2 + x}$$

(a) Along the path  $y = mx$ .

(b) Along the path  $x = 0$ .

$$19. \quad \lim_{(x,y) \rightarrow (1,2)} \frac{x+y-3}{x^2-1}$$

(a) Along the path  $y = 2$ .

(b) Along the path  $y = x + 1$ .

$$16. \quad \lim_{(x,y) \rightarrow (0,0)} \frac{x+y}{x-y}$$

Along the path  $y = mx$ .

$$18. \quad \lim_{(x,y) \rightarrow (0,0)} \frac{\sin(x^2)}{y}$$

(a) Along the path  $y = mx$ .

(b) Along the path  $y = x^2$ .

$$20. \quad \lim_{(x,y) \rightarrow (\pi, \pi/2)} \frac{\sin(x)}{\cos(y)}$$

(a) Along the path  $x = \pi$ .

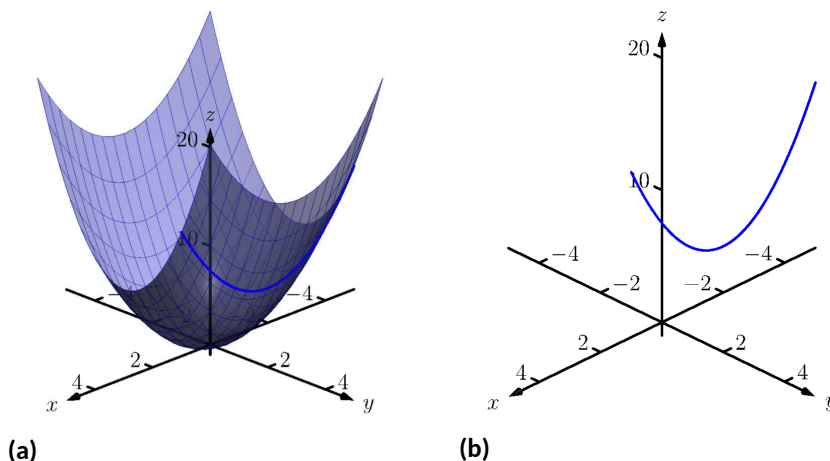
(b) Along the path  $y = x - \pi/2$ .

## 11.3 Partial Derivatives

Let  $y$  be a function of  $x$ . We have studied in great detail the derivative of  $y$  with respect to  $x$ , that is,  $\frac{dy}{dx}$ , which measures the rate at which  $y$  changes with respect to  $x$ . Consider now  $z = f(x, y)$ . It makes sense to want to know how  $z$  changes with respect to  $x$  and/or  $y$ . This section begins our investigation into these rates of change.

### 11.3.1 First-order partial derivatives

Consider the function  $f(x, y) = x^2 + 2y^2$ , as graphed in Figure 11.3.2(a). By fixing  $y = 2$ , we focus our attention to all points on the surface where the  $y$ -value is 2, shown in both Figure 11.3.2(a) and Figure 11.3.2(b). These points form a curve in the plane  $y = 2$ :  $z = f(x, 2) = x^2 + 8$  which defines  $z$  as a function of just one variable. We can take the derivative of  $z$  with respect to  $x$  along this curve and find equations of tangent lines, etc.



**Figure 11.3.2** By fixing  $y = 2$ , the surface  $z = f(x, y) = x^2 + 2y^2$  is a curve in space

The key notion to extract from this example is: by treating  $y$  as constant (it does not vary) we can consider how  $z$  changes with respect to  $x$ . In a similar fashion, we can hold  $x$  constant and consider how  $z$  changes with respect to  $y$ . This is the underlying principle of *partial derivatives*. We state the formal, limit-based definition first, then show how to compute these partial derivatives without directly taking limits.

#### Definition 11.3.3 Partial Derivative.

Let  $z = f(x, y)$  be a continuous function on a set  $S$  in  $\mathbb{R}^2$ .

1. The *partial derivative of  $f$  with respect to  $x$*  is:

$$f_x(x, y) = \lim_{h \rightarrow 0} \frac{f(x + h, y) - f(x, y)}{h}.$$

2. The *partial derivative of  $f$  with respect to  $y$*  is:

$$f_y(x, y) = \lim_{h \rightarrow 0} \frac{f(x, y + h) - f(x, y)}{h}.$$



[youtu.be/watch?v=uApAQNSb5TQ](https://youtu.be/watch?v=uApAQNSb5TQ)

**Figure 11.3.1** Motivating the concept of the partial derivative

Alternate notations for  $f_x(x, y)$  include:

$$\frac{\partial}{\partial x} f(x, y), \quad \frac{\partial f}{\partial x}, \quad \frac{\partial z}{\partial x}, \quad \text{and} \quad z_x,$$

with similar notations for  $f_y(x, y)$ . For ease of notation,  $f_x(x, y)$  is often abbreviated  $f_x$ .

**Example 11.3.4** Computing partial derivatives with the limit definition.

Let  $f(x, y) = x^2y + 2x + y^3$ . Find  $f_x(x, y)$  using the limit definition.

**Solution.** Using Definition 11.3.3, we have:

$$\begin{aligned}
 f_x(x, y) &= \lim_{h \rightarrow 0} \frac{f(x+h, y) - f(x, y)}{h} \\
 &= \lim_{h \rightarrow 0} \frac{(x+h)^2y + 2(x+h) + y^3 - (x^2y + 2x + y^3)}{h} \\
 &= \lim_{h \rightarrow 0} \frac{x^2y + 2xhy + h^2y + 2x + 2h + y^3 - (x^2y + 2x + y^3)}{h} \\
 &= \lim_{h \rightarrow 0} \frac{2xhy + h^2y + 2h}{h} \\
 &= \lim_{h \rightarrow 0} 2xy + hy + 2 \\
 &= 2xy + 2.
 \end{aligned}$$

We have found  $f_x(x, y) = 2xy + 2$ .

Example 11.3.4 found a partial derivative using the formal, limit-based definition. Using limits is not necessary, though, as we can rely on our previous knowledge of derivatives to compute partial derivatives easily. When computing  $f_x(x, y)$ , we hold  $y$  fixed — it does not vary. Therefore we can compute the derivative with respect to  $x$  by treating  $y$  as a constant or coefficient.

Just as  $\frac{d}{dx}(5x^2) = 10x$ , we compute  $\frac{\partial}{\partial x}(x^2y) = 2xy$ . Here we are treating  $y$  as a coefficient.

Just as  $\frac{d}{dx}(5^3) = 0$ , we compute  $\frac{\partial}{\partial x}(y^3) = 0$ . Here we are treating  $y$  as a constant. More examples will help make this clear.

**Example 11.3.5** Finding partial derivatives.

Find  $f_x(x, y)$  and  $f_y(x, y)$  in each of the following.

1.  $f(x, y) = x^3y^2 + 5y^2 - x + 7$
2.  $f(x, y) = \cos(xy^2) + \sin(x)$
3.  $f(x, y) = e^{x^2y^3} \sqrt{x^2 + 1}$

**Solution.**

1. We have  $f(x, y) = x^3y^2 + 5y^2 - x + 7$ . Begin with  $f_x(x, y)$ . Keep  $y$  fixed, treating it as a constant or coefficient, as appropriate:

$$f_x(x, y) = 3x^2y^2 - 1.$$

Note how the  $5y^2$  and  $7$  terms go to zero. To compute  $f_y(x, y)$ , we hold  $x$  fixed:

$$f_y(x, y) = 2x^3y + 10y.$$

Note how the  $-x$  and  $7$  terms go to zero.

2. We have  $f(x, y) = \cos(xy^2) + \sin(x)$ . Begin with  $f_x(x, y)$ . We need to apply the Chain Rule with the cosine term;  $y^2$  is the coefficient of the  $x$ -term inside the cosine function.

$$f_x(x, y) = -\sin(xy^2)(y^2) + \cos(x) = -y^2 \sin(xy^2) + \cos(x).$$

To find  $f_y(x, y)$ , note that  $x$  is the coefficient of the  $y^2$  term inside of the cosine term; also note that since  $x$  is fixed,  $\sin(x)$  is also fixed, and we treat it as a constant.

$$f_y(x, y) = -\sin(xy^2)(2xy) = -2xy \sin(xy^2).$$

3. We have  $f(x, y) = e^{x^2y^3}\sqrt{x^2+1}$ . Beginning with  $f_x(x, y)$ , note how we need to apply the Product Rule.

$$\begin{aligned} f_x(x, y) &= e^{x^2y^3}(2xy^3)\sqrt{x^2+1} + e^{x^2y^3}\frac{1}{2}(x^2+1)^{-1/2}(2x) \\ &= 2xy^3e^{x^2y^3}\sqrt{x^2+1} + \frac{xe^{x^2y^3}}{\sqrt{x^2+1}}. \end{aligned}$$

Note that when finding  $f_y(x, y)$  we do not have to apply the Product Rule; since  $\sqrt{x^2+1}$  does not contain  $y$ , we treat it as fixed and hence becomes a coefficient of the  $e^{x^2y^3}$  term.

$$f_y(x, y) = e^{x^2y^3}(3x^2y^2)\sqrt{x^2+1} = 3x^2y^2e^{x^2y^3}\sqrt{x^2+1}.$$

We have shown how to compute a partial derivative, but it may still not be clear what a partial derivative *means*. Given  $z = f(x, y)$ ,  $f_x(x, y)$  measures the rate at which  $z$  changes as only  $x$  varies:  $y$  is held constant.

Imagine standing in a rolling meadow, then beginning to walk due east. Depending on your location, you might walk up, sharply down, or perhaps not change elevation at all. This is similar to measuring  $z_x$ : you are moving only east (in the “ $x$ ”-direction) and not north/south at all. Going back to your original location, imagine now walking due north (in the “ $y$ ”-direction). Perhaps walking due north does not change your elevation at all. This is analogous to  $z_y = 0$ :  $z$  does not change with respect to  $y$ . We can see that  $z_x$  and  $z_y$  do not have to be the same, or even similar, as it is easy to imagine circumstances where walking east means you walk downhill, though walking north makes you walk uphill.

The following example helps us visualize this more.

#### Example 11.3.8 Evaluating partial derivatives.

Let  $z = f(x, y) = -x^2 - \frac{1}{2}y^2 + xy + 10$ . Find  $f_x(2, 1)$  and  $f_y(2, 1)$  and interpret their meaning.

**Solution.** We begin by computing  $f_x(x, y) = -2x + y$  and  $f_y(x, y) = -y + x$ . Thus

$$f_x(2, 1) = -3 \text{ and } f_y(2, 1) = 1.$$

It is also useful to note that  $f(2, 1) = 7.5$ . What does each of these numbers mean?

Consider  $f_x(2, 1) = -3$ , along with Figure 11.3.9(a). If one “stands” on the surface at the point  $(2, 1, 7.5)$  and moves parallel to the  $x$ -axis (i.e., only the  $x$ -value changes, not the  $y$ -value), then the instantaneous rate of change is  $-3$ . Increasing the  $x$ -value will decrease the  $z$ -value; decreasing the  $x$ -value will increase the  $z$ -value.



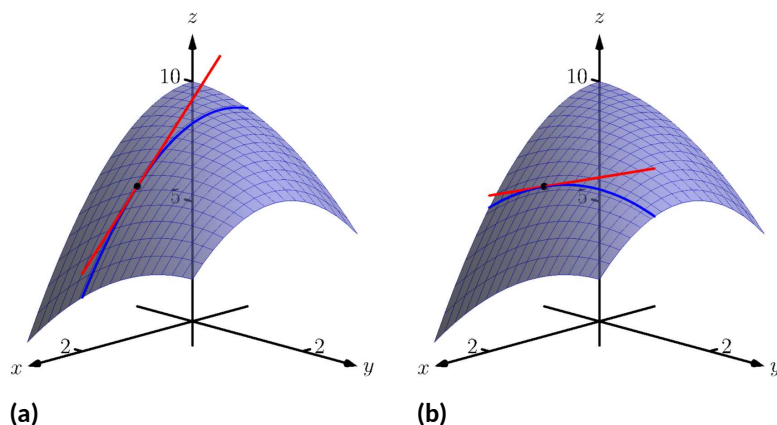
[youtu.be/watch?v=R3PXGwjOmtw](https://youtu.be/watch?v=R3PXGwjOmtw)

Figure 11.3.6 Additional partial derivative computation examples



[youtu.be/watch?v=jvnTNe4hHL8](https://youtu.be/watch?v=jvnTNe4hHL8)

Figure 11.3.7 Interpreting partial derivatives



**Figure 11.3.9** Illustrating the meaning of partial derivatives

Now consider  $f_y(2, 1) = 1$ , illustrated in [Figure 11.3.9\(b\)](#). Moving along the curve drawn on the surface, i.e., parallel to the  $y$ -axis and not changing the  $x$ -values, increases the  $z$ -value instantaneously at a rate of 1. Increasing the  $y$ -value by 1 would increase the  $z$ -value by approximately 1.

Since the magnitude of  $f_x$  is greater than the magnitude of  $f_y$  at  $(2, 1)$ , it is “steeper” in the  $x$ -direction than in the  $y$ -direction.

### 11.3.2 Tangent Planes

Another way to interpret partial derivatives is in terms of the *tangent plane*. Consider the graph of a function  $f(x, y)$ , such as the one in [Figure 11.3.2](#). Setting  $x = a, y = b$  defines a point  $(a, b, f(a, b))$  on the graph. Through the point  $(a, b)$ , we have the lines  $x = a + s, y = b$ , and  $x = a, y = b + t$ , parallel to the  $x$  and  $y$  axes, respectively (where  $s, t$  are parameters).

Using the function  $f(x, y)$  we define two vector-valued functions:

$$\vec{r}_1(s) = \langle a + s, b, f(a + s, b) \rangle$$

$$\vec{r}_2(t) = \langle a, b + t, f(a, b + t) \rangle.$$

Both vector-valued functions define space curves that lie on the surface  $z = f(x, y)$ , and these curves intersect at the point  $(a, b, f(a, b))$ , when  $s = t = 0$ .

Now consider computing  $\vec{r}_1'(s)$ . The first two components of this derivative are found in a straightforward manner: they are 1 and 0, respectively. To find the third component of the derivative, notice that in  $\vec{r}_1(s)$  we vary the  $x$ -component of  $f$  while holding the  $y$ -component constant. Using the Chain Rule and [Definition 11.3.3](#), we find that the third component is  $f_x(a + s, b)$ . Altogether, we have

$$\vec{r}_1'(s) = \langle 1, 0, f_x(a + s, b) \rangle.$$

Evaluating this at  $s = 0$  gives

$$\vec{v} = \vec{r}_1'(0) = \langle 1, 0, f_x(a, b) \rangle.$$

We can perform a similar process with  $\vec{r}_2(t)$ , ultimately leading to

$$\vec{w} = \vec{r}_2'(0) = \langle 0, 1, f_y(a, b) \rangle.$$

From [Section 13.2](#), we know that  $\vec{r}_1'(0)$  defines a tangent vector to the curve  $\vec{r}_1(s)$  when  $s = 0$ , and similarly,  $\vec{r}_2'(0)$  defines a tangent vector to the curve  $\vec{r}_2(t)$  when  $t = 0$ .

It seems reasonable that any vector that is tangent to these curves, which lie on our surface, should also be considered tangent to that surface. The vectors  $\vec{v}$  and  $\vec{w}$  are therefore tangent to  $z = f(x, y)$  at  $(a, b, f(a, b))$ , and they are definitely not parallel. From [Section 12.6](#) we know that any two non-parallel vectors at a point define a plane through that point. We also know that taking the cross product of these two vectors gives us a normal vector: the cross product gives us

$$\vec{n} = \vec{v} \times \vec{w} = \langle -f_x(a, b), -f_y(a, b), 1 \rangle.$$

The equation of the plane through  $(a, b, f(a, b))$  with normal vector  $\vec{n} = \langle -f_x(a, b), -f_y(a, b), 1 \rangle$  is

$$-f_x(a, b)(x - a) - f_y(a, b)(y - b) + (z - f(a, b)) = 0.$$

It is customary to solve for  $z$  in this equation and make the following definition.

**Definition 11.3.10**

Let  $f(x, y)$  be a function whose first-order partial derivatives exist at  $(a, b)$ . The **tangent plane** to the surface  $z = f(x, y)$  at the point  $(a, b, f(a, b))$  is the plane defined by the equation

$$z = f(a, b) + f_x(a, b)(x - a) + f_y(a, b)(y - b).$$

**Example 11.3.11 Finding a tangent plane equation.**

Find the equation of tangent plane to the surface  $z = x^2 + 3y^2$  at  $(x, y) = (1, -1)$ .

**Solution.** Our function is  $f(x, y) = x^2 + 3y^2$ , and we have  $f(1, -1) = 4$ , so the point on the surface is  $(1, -1, 4)$ . The partial derivatives are  $f_x(x, y) = 2x$  and  $f_y(x, y) = 6y$ , so  $f_x(1, -1) = 2$ ,  $f_y(1, -1) = -6$ . Using [Definition 11.3.10](#), our plane is given by

$$z = 4 + 2(x - 1) - 6(y + 1).$$

Notice the similarity between the tangent plane equation in [Definition 11.3.10](#) and the single variable tangent line equation  $y = f(c) + f'(c)(x - c)$ . As with functions of one variable, this suggests a connection between derivatives and linear approximation. We explore this connection in [Section 14.1](#), where we'll see that [Definition 11.3.10](#) should be strengthened to require that the partial derivatives of  $f$  be *continuous*.

### 11.3.3 Second-order partial derivatives

Let  $z = f(x, y)$ . We have learned to find the partial derivatives  $f_x(x, y)$  and  $f_y(x, y)$ , which are each functions of  $x$  and  $y$ . Therefore we can take partial derivatives of them, each with respect to  $x$  and  $y$ . We define these “second partials” along with the notation, give examples, then discuss their meaning.

**Definition 11.3.12 Second Partial Derivative, Mixed Partial Derivative.**

Let  $z = f(x, y)$  be continuous on a set  $S$ .

1. The second partial derivative of  $f$  with respect to  $x$  then  $x$  is

$$\frac{\partial}{\partial x} \left( \frac{\partial f}{\partial x} \right) = \frac{\partial^2 f}{\partial x^2} = (f_x)_x = f_{xx}$$

2. The second partial derivative of  $f$  with respect to  $x$  then  $y$  is

$$\frac{\partial}{\partial y} \left( \frac{\partial f}{\partial x} \right) = \frac{\partial^2 f}{\partial y \partial x} = (f_x)_y = f_{xy}$$

Similar definitions hold for  $\frac{\partial^2 f}{\partial y^2} = f_{yy}$  and  $\frac{\partial^2 f}{\partial x \partial y} = f_{yx}$ .

The second partial derivatives  $f_{xy}$  and  $f_{yx}$  are **mixed partial derivatives**.

The notation of second partial derivatives gives some insight into the notation of the second derivative of a function of a single variable. If  $y = f(x)$ , then  $f''(x) = \frac{d^2 y}{dx^2}$ . The “ $d^2 y$ ” portion means “take the derivative of  $y$  twice,” while “ $dx^2$ ” means “with respect to  $x$  both times.” When we only know of functions of a single variable, this latter phrase seems silly: there is only one variable to take the derivative with respect to. Now that we understand functions of multiple variables, we see the importance of specifying which variables we are referring to.

**Example 11.3.13 Second partial derivatives.**

For each of the following, find all six first and second partial derivatives. That is, find

$$f_x, f_y, f_{xx}, f_{yy}, f_{xy} \text{ and } f_{yx}.$$

1.  $f(x, y) = x^3 y^2 + 2xy^3 + \cos(x)$
2.  $f(x, y) = \frac{x^3}{y^2}$
3.  $f(x, y) = e^x \sin(x^2 y)$

**Solution.** In each, we give  $f_x$  and  $f_y$  immediately and then spend time deriving the second partial derivatives.

1.

$$\begin{aligned} f(x, y) &= x^3 y^2 + 2xy^3 + \cos(x) \\ f_x(x, y) &= 3x^2 y^2 + 2y^3 - \sin(x) \\ f_y(x, y) &= 2x^3 y + 6xy^2 \\ f_{xx}(x, y) &= \frac{\partial}{\partial x} (f_x) = \frac{\partial}{\partial x} (3x^2 y^2 + 2y^3 - \sin(x)) \\ &= 6xy^2 - \cos(x) \\ f_{yy}(x, y) &= \frac{\partial}{\partial y} (f_y) = \frac{\partial}{\partial y} (2x^3 y + 6xy^2) \\ &= 2x^3 + 12xy \\ f_{xy}(x, y) &= \frac{\partial}{\partial y} (f_x) = \frac{\partial}{\partial y} (3x^2 y^2 + 2y^3 - \sin(x)) \end{aligned}$$

The terms in [Definition 11.3.12](#) all depend on limits, so each definition comes with the caveat “where the limit exists.”

$$\begin{aligned}
 &= 6x^2y + 6y^2 \\
 f_{yx}(x, y) &= \frac{\partial}{\partial x}(f_y) = \frac{\partial}{\partial x}(2x^3y + 6xy^2) \\
 &= 6x^2y + 6y^2
 \end{aligned}$$

2.

$$\begin{aligned}
 f(x, y) &= \frac{x^3}{y^2} = x^3y^{-2} \\
 f_x(x, y) &= \frac{3x^2}{y^2} \\
 f_y(x, y) &= -\frac{2x^3}{y^3} \\
 f_{xx}(x, y) &= \frac{\partial}{\partial x}(f_x) = \frac{\partial}{\partial x}\left(\frac{3x^2}{y^2}\right) \\
 &= \frac{6x}{y^2} \\
 f_{yy}(x, y) &= \frac{\partial}{\partial y}(f_y) = \frac{\partial}{\partial y}\left(-\frac{2x^3}{y^3}\right) \\
 &= \frac{6x^3}{y^4} \\
 f_{xy}(x, y) &= \frac{\partial}{\partial y}(f_x) = \frac{\partial}{\partial y}\left(\frac{3x^2}{y^2}\right) \\
 &= -\frac{6x^2}{y^3} \\
 f_{yx}(x, y) &= \frac{\partial}{\partial x}(f_y) = \frac{\partial}{\partial x}\left(-\frac{2x^3}{y^3}\right) \\
 &= -\frac{6x^2}{y^3}
 \end{aligned}$$

3.  $f(x, y) = e^x \sin(x^2y)$  Because the following partial derivatives get rather long, we omit the extra notation and just give the results. In several cases, multiple applications of the Product and Chain Rules will be necessary, followed by some basic combination of like terms.

$$\begin{aligned}
 f_x(x, y) &= e^x \sin(x^2y) + 2xye^x \cos(x^2y) \\
 f_y(x, y) &= x^2e^x \cos(x^2y) \\
 f_{xx}(x, y) &= e^x \sin(x^2y) + 4xye^x \cos(x^2y) + 2ye^x \cos(x^2y) - 4x^2y^2e^x \sin(x^2y) \\
 f_{yy}(x, y) &= -x^4e^x \sin(x^2y) \\
 f_{xy}(x, y) &= x^2e^x \cos(x^2y) + 2xe^x \cos(x^2y) - 2x^3ye^x \sin(x^2y) \\
 f_{yx}(x, y) &= x^2e^x \cos(x^2y) + 2xe^x \cos(x^2y) - 2x^3ye^x \sin(x^2y)
 \end{aligned}$$

Notice how in each of the three functions in [Example 11.3.13](#),  $f_{xy} = f_{yx}$ . Due to the complexity of the examples, this likely is not a coincidence. The following theorem states that it is not.



[youtu.be/watch?v=H81s72zLfI8](https://youtu.be/watch?v=H81s72zLfI8)

**Figure 11.3.14** Second order partial derivatives and differentiability classes



**Theorem 11.3.15 Mixed Partial Derivatives.**

Let  $f$  be defined such that  $f_{xy}$  and  $f_{yx}$  are continuous on a set  $S$ . Then for each point  $(x, y)$  in  $S$ ,  $f_{xy}(x, y) = f_{yx}(x, y)$ .

Finding  $f_{xy}$  and  $f_{yx}$  independently and comparing the results provides a convenient way of checking our work.

**11.3.4 Understanding Second Partial Derivatives**

Now that we know how to find second partials, we investigate *what* they tell us.

Again we refer back to a function  $y = f(x)$  of a single variable. The second derivative of  $f$  is “the derivative of the derivative,” or “the rate of change of the rate of change.” The second derivative measures how much the derivative is changing. If  $f''(x) < 0$ , then the derivative is getting smaller (so the graph of  $f$  is concave down); if  $f''(x) > 0$ , then the derivative is growing, making the graph of  $f$  concave up.

Now consider  $z = f(x, y)$ . Similar statements can be made about  $f_{xx}$  and  $f_{yy}$  as could be made about  $f''(x)$  above. When taking derivatives with respect to  $x$  twice, we measure how much  $f_x$  changes with respect to  $x$ . If  $f_{xx}(x, y) < 0$ , it means that as  $x$  increases,  $f_x$  decreases, and the graph of  $f$  will be concave down *in the  $x$ -direction*. Using the analogy of standing in the rolling meadow used earlier in this section,  $f_{xx}$  measures whether one’s path is concave up/down when walking due east.

Similarly,  $f_{yy}$  measures the concavity in the  $y$ -direction. If  $f_{yy}(x, y) > 0$ , then  $f_y$  is increasing with respect to  $y$  and the graph of  $f$  will be concave up in the  $y$ -direction. Appealing to the rolling meadow analogy again,  $f_{yy}$  measures whether one’s path is concave up/down when walking due north.

We now consider the mixed partials  $f_{xy}$  and  $f_{yx}$ . The mixed partial  $f_{xy}$  measures how much  $f_x$  changes with respect to  $y$ . Once again using the rolling meadow analogy,  $f_x$  measures the slope if one walks due east. Looking east, begin walking *north* (side-stepping). Is the path towards the east getting steeper? If so,  $f_{xy} > 0$ . Is the path towards the east not changing in steepness? If so, then  $f_{xy} = 0$ . A similar thing can be said about  $f_{yx}$ : consider the steepness of paths heading north while side-stepping to the east.

The following example examines these ideas with concrete numbers and graphs.

**Example 11.3.16 Understanding second partial derivatives.**

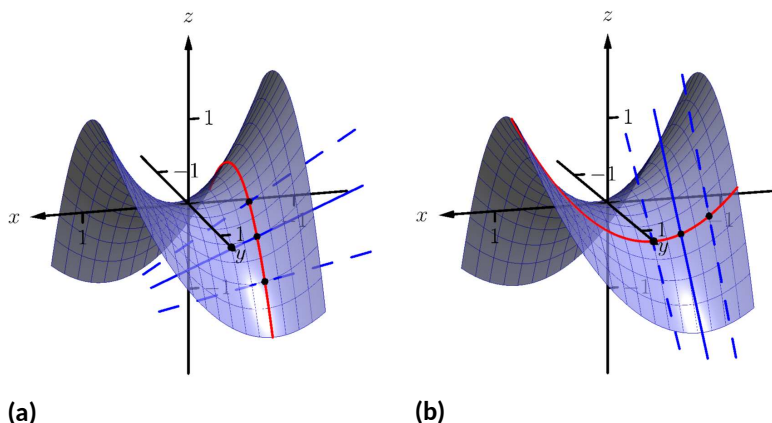
Let  $z = x^2 - y^2 + xy$ . Evaluate the 6 first and second partial derivatives at  $(-1/2, 1/2)$  and interpret what each of these numbers mean.

**Solution.** We find that:

$f_x(x, y) = 2x + y, f_y(x, y) = -2y + x, f_{xx}(x, y) = 2, f_{yy}(x, y) = -2$  and  $f_{xy}(x, y) = f_{yx}(x, y) = 1$ . Thus at  $(-1/2, 1/2)$  we have

$$f_x(-1/2, 1/2) = -1/2, \quad f_y(-1/2, 1/2) = -3/2.$$

The slope of the tangent line at  $(-1/2, 1/2, -1/4)$  in the direction of  $x$  is  $-1/2$ : if one moves from that point parallel to the  $x$ -axis, the instantaneous rate of change will be  $-1/2$ . The slope of the tangent line at this point in the direction of  $y$  is  $-3/2$ : if one moves from this point parallel to the  $y$ -axis, the instantaneous rate of change will be  $-3/2$ . These tangents lines are graphed in [Figure 11.3.17\(a\)](#) and [Figure 11.3.17\(b\)](#), respectively, where the tangent lines are drawn in a solid line.



**Figure 11.3.17** Understanding the second partial derivatives in [Example 11.3.16](#)

Now consider only [Figure 11.3.17\(a\)](#). Three directed tangent lines are drawn (two are dashed), each in the direction of  $x$ ; that is, each has a slope determined by  $f_x$ . Note how as  $y$  increases, the slope of these lines get closer to 0. Since the slopes are all negative, getting closer to 0 means the slopes are increasing. The slopes given by  $f_x$  are increasing as  $y$  increases, meaning  $f_{xy}$  must be positive.

Since  $f_{xy} = f_{yx}$ , we also expect  $f_y$  to increase as  $x$  increases. Consider [Figure 11.3.17\(b\)](#) where again three directed tangent lines are drawn, this time each in the direction of  $y$  with slopes determined by  $f_y$ . As  $x$  increases, the slopes become less steep (closer to 0). Since these are negative slopes, this means the slopes are increasing.

Thus far we have a visual understanding of  $f_x$ ,  $f_y$ , and  $f_{xy} = f_{yx}$ . We now interpret  $f_{xx}$  and  $f_{yy}$ . In [Figure 11.3.17\(a\)](#), we see a curve drawn where  $x$  is held constant at  $x = -1/2$ : only  $y$  varies. This curve is clearly concave down, corresponding to the fact that  $f_{yy} < 0$ . In part [Figure 11.3.17\(b\)](#) of the figure, we see a similar curve where  $y$  is constant and only  $x$  varies. This curve is concave up, corresponding to the fact that  $f_{xx} > 0$ .

### 11.3.5 Partial Derivatives and Functions of Three Variables

The concepts underlying partial derivatives can be easily extend to more than two variables. We give some definitions and examples in the case of three variables and trust the reader can extend these definitions to more variables if needed.

#### Definition 11.3.18 Partial Derivatives with Three Variables.

Let  $w = f(x, y, z)$  be a continuous function on a set  $D$  in  $\mathbb{R}^3$ .

The **partial derivative of  $f$  with respect to  $x$**  is:

$$f_x(x, y, z) = \lim_{h \rightarrow 0} \frac{f(x + h, y, z) - f(x, y, z)}{h}.$$

Similar definitions hold for  $f_y(x, y, z)$  and  $f_z(x, y, z)$ .

By taking partial derivatives of partial derivatives, we can find second partial

derivatives of  $f$  with respect to  $z$  then  $y$ , for instance, just as before.

**Example 11.3.19 Partial derivatives of functions of three variables.**

For each of the following, find  $f_x$ ,  $f_y$ ,  $f_z$ ,  $f_{xz}$ ,  $f_{yz}$ , and  $f_{zz}$ .

1.  $f(x, y, z) = x^2y^3z^4 + x^2y^2 + x^3z^3 + y^4z^4$
2.  $f(x, y, z) = x \sin(yz)$

**Solution.**

1.

$$f_x(x, y, z) = 2xy^3z^4 + 2xy^2 + 3x^2z^3$$

$$f_y(x, y, z) = 3x^2y^2z^4 + 2x^2y + 4y^3z^4$$

$$f_z(x, y, z) = 4x^2y^3z^3 + 3x^3z^2 + 4y^4z^3$$

$$f_{xz}(x, y, z) = 8xy^3z^3 + 9x^2z^2$$

$$f_{yz}(x, y, z) = 12x^2y^2z^3 + 16y^3z^3$$

$$f_{zz}(x, y, z) = 12x^2y^3z^2 + 6x^3z + 12y^4z^2$$

2.  $f_x = \sin(yz)$ ;  $f_y = xz \cos(yz)$ ;  $f_z = xy \cos(yz)$ , and

$$f_{xz}(x, y, z) = y \cos(yz)$$

$$f_{yz}(x, y, z) = x \cos(yz) - xyz \sin(yz)$$

$$f_{zz}(x, y, z) = -xy^2 \sin(yz)$$

### 11.3.6 Higher Order Partial Derivatives

We can continue taking partial derivatives of partial derivatives of partial derivatives of ...; we do not have to stop with second partial derivatives. These higher order partial derivatives do not have a tidy graphical interpretation; nevertheless they are not hard to compute and worthy of some practice.

We do not formally define each higher order derivative, but rather give just a few examples of the notation.

$$f_{xyx}(x, y) = \frac{\partial}{\partial x} \left( \frac{\partial}{\partial y} \left( \frac{\partial f}{\partial x} \right) \right) \text{ and}$$

$$f_{xyz}(x, y, z) = \frac{\partial}{\partial z} \left( \frac{\partial}{\partial y} \left( \frac{\partial f}{\partial x} \right) \right).$$

**Example 11.3.20 Higher order partial derivatives.**

1. Let  $f(x, y) = x^2y^2 + \sin(xy)$ . Find  $f_{xxy}$  and  $f_{yxx}$ .
2. Let  $f(x, y, z) = x^3e^{xy} + \cos(z)$ . Find  $f_{xyz}$ .

**Solution.**

1. To find  $f_{xxy}$ , we first find  $f_x$ , then  $f_{xx}$ , then  $f_{xxy}$ :

$$f_x(x, y) = 2xy^2 + y \cos(xy)$$

$$f_{xx}(x, y) = 2y^2 - y^2 \sin(xy)$$

$$f_{xxy}(x, y) = 4y - 2y \sin(xy) - xy^2 \cos(xy).$$

To find  $f_{yxx}$ , we first find  $f_y$ , then  $f_{yx}$ , then  $f_{yxx}$ :

$$f_y(x, y) = 2x^2y + x \cos(xy)$$

$$f_{yx}(x, y) = 4xy + \cos(xy) - xy \sin(xy)$$

$$\begin{aligned} f_{yxx}(x, y) &= 4y - y \sin(xy) - (y \sin(xy) + xy^2 \cos(xy)) \\ &= 4y - 2y \sin(xy) - xy^2 \cos(xy). \end{aligned}$$

Note how  $f_{xxy} = f_{yxx}$ .

2. To find  $f_{xyz}$ , we find  $f_x$ , then  $f_{xy}$ , then  $f_{xyz}$ :

$$f_x(x, y, z) = 3x^2e^{xy} + x^3ye^{xy}$$

$$\begin{aligned} f_{xy}(x, y, z) &= 3x^3e^{xy} + x^3e^{xy} + x^4ye^{xy} \\ &= 4x^3e^{xy} + x^4ye^{xy} \end{aligned}$$

$$f_{xyz}(x, y, z) = 0.$$

In the previous example we saw that  $f_{xxy} = f_{yxx}$ ; this is not a coincidence. While we do not state this as a formal theorem, as long as each partial derivative is continuous, it does not matter the order in which the partial derivatives are taken. For instance,  $f_{xxy} = f_{xyx} = f_{yxx}$ .

This can be useful at times. Had we known this, the second part of [Example 11.3.20](#) would have been much simpler to compute. Instead of computing  $f_{xyz}$  in the  $x, y$  then  $z$  orders, we could have applied the  $z$ , then  $x$  then  $y$  order (as  $f_{xyz} = f_{zxy}$ ). It is easy to see that  $f_z = -\sin(z)$ ; then  $f_{zx}$  and  $f_{zy}$  are clearly 0 as  $f_z$  does not contain an  $x$  or  $y$ .

A brief review of this section: partial derivatives measure the instantaneous rate of change of a multivariable function with respect to one variable. With  $z = f(x, y)$ , the partial derivatives  $f_x$  and  $f_y$  measure the instantaneous rate of change of  $z$  when moving parallel to the  $x$ - and  $y$ -axes, respectively. How do we measure the rate of change at a point when we do not move parallel to one of these axes? What if we move in the direction given by the vector  $\langle 2, 1 \rangle$ ? Can we measure that rate of change? The answer is, of course, yes, we can. This is the topic of [Section 14.3](#). First, we need to define what it means for a function of two variables to be *differentiable*.

## 11.3.7 Exercises

## Terms and Concepts

1. What is the difference between a constant and a coefficient?
2. Given a function  $f(x, y)$ , explain in your own words how to compute  $f_x$ .
3. In the mixed partial fraction  $f_{xy}$ , which is computed first,  $f_x$  or  $f_y$ ?
  - $f_x$
  - $f_y$
4. In the mixed partial fraction  $\frac{\partial^2 f}{\partial x \partial y}$ , which is computed first,  $f_x$  or  $f_y$ ?
  - $f_x$
  - $f_y$

## Problems

**Exercise Group.** In the following exercises, evaluate  $f_x(x, y)$  and  $f_y(x, y)$  at the indicated point.

5.  $f(x, y) = x^2y - x + 2y + 3$  at  $(1, 2)$
6.  $f(x, y) = x^3 - 3x + y^2 - 6y$  at  $(-1, 3)$ .
7.  $f(x, y) = \sin(y) \cos(x)$  at  $(\pi/3, \pi/3)$
8.  $f(x, y) = \ln(xy)$  at  $(-2, -3)$  Find:

**Exercise Group.** In the following exercises, find  $f_x, f_y, f_{xx}, f_{yy}, f_{xy}$  and  $f_{yx}$ .

9.  $f(x, y) = x^2y + 3x^2 + 4y - 5$
10.  $f(x, y) = y^3 + 3xy^2 + 3x^2y + x^3$
11.  $f(x, y) = \frac{x}{y}$
12.  $f(x, y) = \frac{4}{xy}$
13.  $f(x, y) = e^{x^2+y^2}$
14.  $f(x, y) = e^{x+2y}$
15.  $f(x, y) = \sin(x) \cos(y)$
16.  $f(x, y) = (x + y)^3$
17.  $f(x, y) = \cos(5xy^3)$
18.  $f(x, y) = \sin(5x^2 + 2y^3)$
19.  $f(x, y) = \sqrt{4xy^2 + 1}$
20.  $f(x, y) = (2x + 5y)\sqrt{y}$
21.  $f(x, y) = \frac{1}{x^2 + y^2 + 1}$
22.  $f(x, y) = 5x - 17y$
23.  $f(x, y) = 3x^2 + 1$
24.  $f(x, y) = \ln(x^2 + y)$
25.  $f(x, y) = \frac{\ln(x)}{4y}$
26.  $f(x, y) = 5e^x \sin(y) + 9$

**Exercise Group.** In the following exercises, form a function  $f(x, y)$  such that  $f_x$  and  $f_y$  match those given.

27.  $f_x = \sin(y) + 1, f_y = x \cos(y)$
28.  $f_x = x + y$  and  $f_y = x + y$
29.  $f_x = 6xy - 4y^2, f_y = 3x^2 - 8xy + 2$
30.  $f_x = \frac{2x}{x^2+y^2}$  and  $f_y = \frac{2y}{x^2+y^2}$

**Exercise Group.** In the following exercises, find  $f_x, f_y, f_z, f_{yz}$  and  $f_{zy}$ .

31.  $f(x, y, z) = x^2e^{2y-3z}$
32.  $f(x, y, z) = x^3y^2 + x^3z + y^2z$
33.  $f(x, y, z) = \frac{3x}{7y^2z}$
34.  $f(x, y, z) = \ln(xyz)$

## **Part III**

# **Math 2575: Accelerated Calculus III**

# Chapter 12

## Vectors

This chapter begins with moving our mathematics out of the plane and into “space.” That is, we begin to think mathematically not only in two dimensions, but in three. With this foundation, we can explore vectors both in the plane and in space.

### 12.1 Introduction to Cartesian Coordinates in Space

Up to this point in this text we have considered mathematics in a 2-dimensional world. We have plotted graphs on the  $xy$ -plane using rectangular and polar coordinates and found the area of regions in the plane. We have considered properties of *solid* objects, such as volume and surface area, but only by first defining a curve in the plane and then rotating it out of the plane.

While there is wonderful mathematics to explore in “2D,” we live in a “3D” world and eventually we will want to apply mathematics involving this third dimension. In this section we introduce Cartesian coordinates in space and explore basic surfaces. This will lay a foundation for much of what we do in the remainder of the text.

Each point  $P$  in space can be represented with an ordered triple,  $P = (a, b, c)$ , where  $a$ ,  $b$  and  $c$  represent the relative position of  $P$  along the  $x$ -,  $y$ - and  $z$ -axes, respectively. Each axis is perpendicular to the other two.

Visualizing points in space on paper can be problematic, as we are trying to represent a 3-dimensional concept on a 2-dimensional medium. We cannot draw three lines representing the three axes in which each line is perpendicular to the other two. Despite this issue, standard conventions exist for plotting shapes in space that we will discuss that are more than adequate.

One convention is that the axes must conform to the *right hand rule*. This rule states that when the index finger of the right hand is extended in the direction of the positive  $x$ -axis, and the middle finger (bent “inward” so it is perpendicular to the palm) points along the positive  $y$ -axis, then the extended thumb will point in the direction of the positive  $z$ -axis. (It may take some thought to verify this, but this system is inherently different from the one created by using the “left hand rule.”)

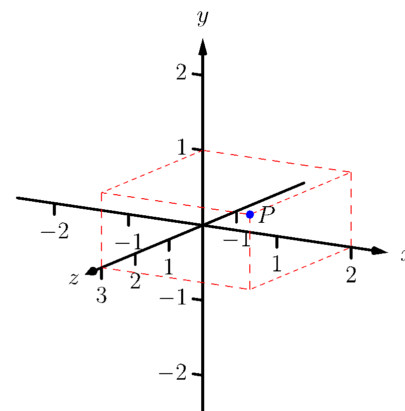
As long as the coordinate axes are positioned so that they follow this rule, it does not matter how the axes are drawn on paper. There are two popular methods that we briefly discuss.

In [Figure 12.1.2](#) we see the point  $P = (2, 1, 3)$  plotted on a set of axes. The basic convention here is that the  $xy$ -plane is drawn in its standard way, with



[youtu.be/watch?v=zqaTPul--ZU](https://youtu.be/watch?v=zqaTPul--ZU)

**Figure 12.1.1** Video introduction to Section 12.1

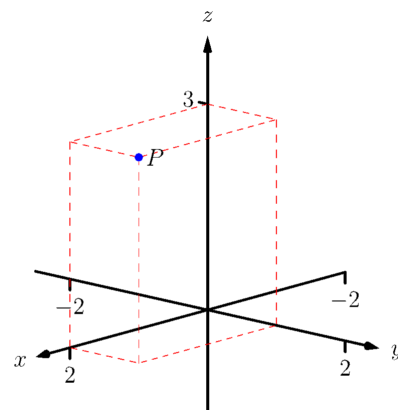


**Figure 12.1.2** Plotting the point  $P = (2, 1, 3)$  in space

the  $z$ -axis down to the left. The perspective is that the paper represents the  $xy$ -plane and the positive  $z$  axis is coming up, off the page. This method is preferred by many engineers. Because it can be hard to tell where a single point lies in relation to all the axes, dashed lines have been added to let one see how far along each axis the point lies.

One can also consider the  $xy$ -plane as being a horizontal plane in, say, a room, where the positive  $z$ -axis is pointing up. When one steps back and looks at this room, one might draw the axes as shown in Figure 12.1.3. The same point  $P$  is drawn, again with dashed lines. This point of view is preferred by most mathematicians, and is the convention adopted by this text.

Just as the  $x$ - and  $y$ -axes divide the plane into four *quadrants*, the  $x$ -,  $y$ -, and  $z$ -coordinate planes divide space into eight *octants*. The octant in which  $x$ ,  $y$ , and  $z$  are positive is called the *first octant*. We do not name the other seven octants in this text.



**Figure 12.1.3** Plotting the point  $P = (2, 1, 3)$  in space with a perspective used in this text

### 12.1.1 Measuring Distances

It is of critical importance to know how to measure distances between points in space. The formula for doing so is based on measuring distance in the plane, and is known (in both contexts) as the Euclidean measure of distance.

#### Definition 12.1.4 Distance In Space.

Let  $P = (x_1, y_1, z_1)$  and  $Q = (x_2, y_2, z_2)$  be points in space. The distance  $D$  between  $P$  and  $Q$  is

$$D = \sqrt{(x_2 - x_1)^2 + (y_2 - y_1)^2 + (z_2 - z_1)^2}.$$

We refer to the line segment that connects points  $P$  and  $Q$  in space as  $\overline{PQ}$ , and refer to the length of this segment as  $\|\overline{PQ}\|$ . The above distance formula allows us to compute the length of this segment.

#### Example 12.1.6 Length of a line segment.

Let  $P = (1, 4, -1)$  and let  $Q = (2, 1, 1)$ . Draw the line segment  $\overline{PQ}$  and find its length.

**Solution.** The points  $P$  and  $Q$  are plotted in Figure 12.1.7; no special consideration need be made to draw the line segment connecting these two points; simply connect them with a straight line. One *cannot* actually measure this line on the page and deduce anything meaningful; its true length must be measured analytically. Applying Definition 12.1.4, we have

$$\|\overline{PQ}\| = \sqrt{(2 - 1)^2 + (1 - 4)^2 + (1 - (-1))^2} = \sqrt{14} \approx 3.74.$$

### 12.1.2 Spheres

Just as a circle is the set of all points in the *plane* equidistant from a given point (its center), a sphere is the set of all points in *space* that are equidistant from a given point. Definition 12.1.4 allows us to write an equation of the sphere.

We start with a point  $C = (a, b, c)$  which is to be the center of a sphere with radius  $r$ . If a point  $P = (x, y, z)$  lies on the sphere, then  $P$  is  $r$  units from  $C$ ;



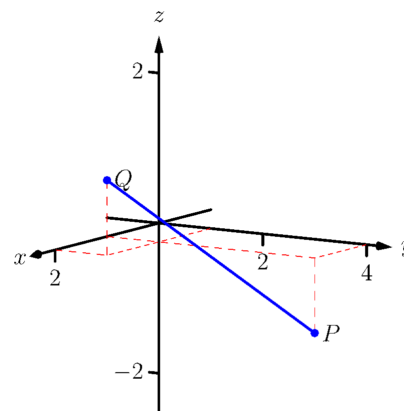
[youtu.be/watch?v=zNUbi5ahCOY](https://youtu.be/watch?v=zNUbi5ahCOY)

**Figure 12.1.5** Video presentation of Definition 12.1.4

#### Video solution



[youtu.be/watch?v=EF-aTKoAQsU](https://youtu.be/watch?v=EF-aTKoAQsU)



**Figure 12.1.7** Plotting points  $P$  and  $Q$  in Example 12.1.6



that is,

$$\| \overline{PC} \| = \sqrt{(x-a)^2 + (y-b)^2 + (z-c)^2} = r.$$

Squaring both sides, we get the standard equation of a sphere in space with center at  $C = (a, b, c)$  with radius  $r$ , as given in the following Key Idea.

**Key Idea 12.1.8 Standard Equation of a Sphere in Space.**

The standard equation of the sphere with radius  $r$ , centered at  $C = (a, b, c)$ , is

$$(x-a)^2 + (y-b)^2 + (z-c)^2 = r^2.$$

**Example 12.1.10 Equation of a sphere.**

Find the center and radius of the sphere defined by  $x^2 + 2x + y^2 - 4y + z^2 - 6z = 2$ .

**Solution.** To determine the center and radius, we must put the equation in standard form. This requires us to complete the square (three times).

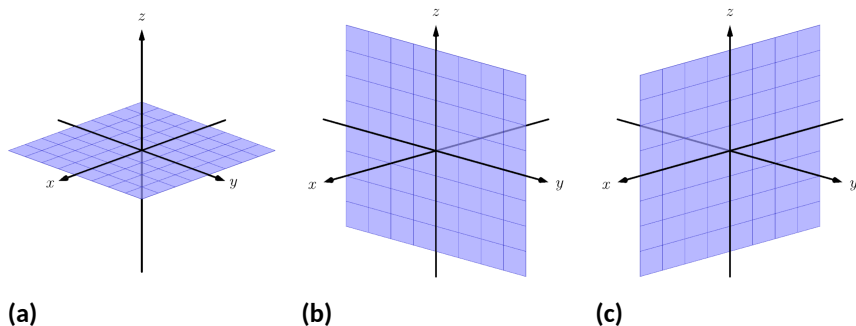
$$\begin{aligned} x^2 + 2x + y^2 - 4y + z^2 - 6z &= 2 \\ (x^2 + 2x + 1) + (y^2 - 4y + 4) + (z^2 - 6z + 9) - 14 &= 2 \\ (x+1)^2 + (y-2)^2 + (z-3)^2 &= 16 \end{aligned}$$

The sphere is centered at  $(-1, 2, 3)$  and has a radius of 4.

The equation of a sphere is an example of an implicit function defining a surface in space. In the case of a sphere, the variables  $x$ ,  $y$  and  $z$  are all used. We now consider situations where surfaces are defined where one or two of these variables are absent.

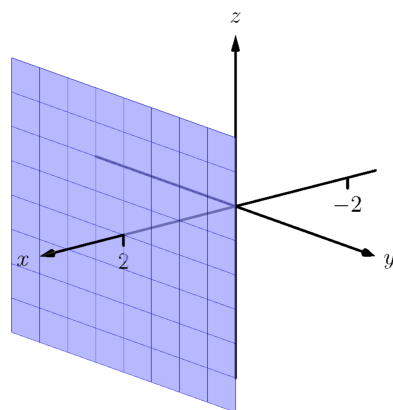
### 12.1.3 Introduction to Planes in Space

The coordinate axes naturally define three planes (shown in Figure 12.1.12), the *coordinate planes*: the  $xy$ -plane, the  $yz$ -plane and the  $xz$ -plane. The  $xy$ -plane is characterized as the set of all points in space where the  $z$ -value is 0. This, in fact, gives us an equation that describes this plane:  $z = 0$ . Likewise, the  $xz$ -plane is all points where the  $y$ -value is 0, characterized by  $y = 0$ .



**Figure 12.1.12** The  $xy$ -plane in (a), the  $yz$ -plane in (b) and the  $xz$ -plane in (c)

The equation  $x = 2$  describes all points in space where the  $x$ -value is 2. This is a plane, parallel to the  $yz$ -coordinate plane, shown in Figure 12.1.13.



**Figure 12.1.13** The plane  $x = 2$



[youtu.be/watch?v=Xzs2ita0nI0](https://youtu.be/watch?v=Xzs2ita0nI0)

**Figure 12.1.9** Video presentation of Key Idea 12.1.8

Video solution



[youtu.be/watch?v=O0VtyYNXeig](https://youtu.be/watch?v=O0VtyYNXeig)



[youtu.be/watch?v=8yImf\\_yW-Ys](https://youtu.be/watch?v=8yImf_yW-Ys)

**Figure 12.1.11** Video introduction to Subsection 12.1.3

**Example 12.1.14** Regions defined by planes.

Sketch the region defined by the inequalities  $-1 \leq y \leq 2$ .

**Solution.** The region is all points between the planes  $y = -1$  and  $y = 2$ . These planes are sketched in Figure 12.1.15, which are parallel to the  $xz$ -plane. Thus the region extends infinitely in the  $x$  and  $z$  directions, and is bounded by planes in the  $y$  direction.

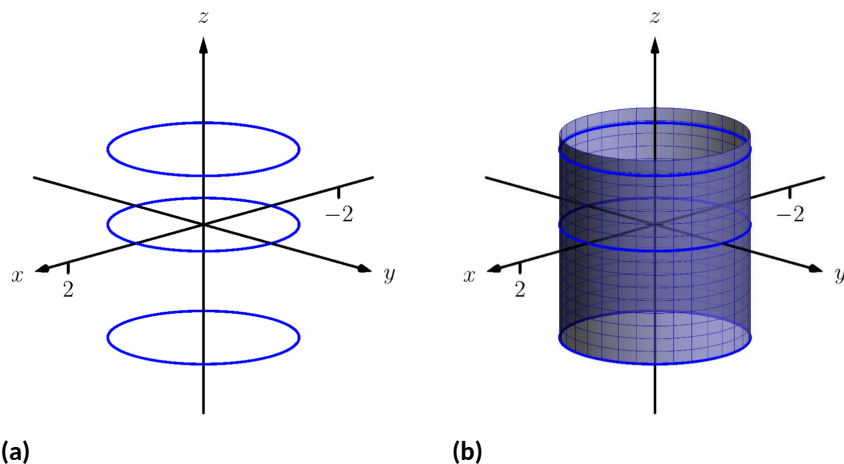
Video solution



[youtu.be/watch?v=9luj-GIMqA](https://youtu.be/watch?v=9luj-GIMqA)

**12.1.4 Cylinders**

The equation  $x = 1$  obviously lacks the  $y$  and  $z$  variables, meaning it defines points where the  $y$  and  $z$  coordinates can take on any value. Now consider the equation  $x^2 + y^2 = 1$  in space. In the plane, this equation describes a circle of radius 1, centered at the origin. In space, the  $z$  coordinate is not specified, meaning it can take on any value. In Figure 12.1.17(a), we show part of the graph of the equation  $x^2 + y^2 = 1$  by sketching 3 circles: the bottom one has a constant  $z$ -value of  $-1.5$ , the middle one has a  $z$ -value of 0 and the top circle has a  $z$ -value of 1. By plotting *all* possible  $z$ -values, we get the surface shown in Figure 12.1.17(b). This surface looks like a “tube,” or a “cylinder”; mathematicians call this surface a *cylinder* for an entirely different reason.



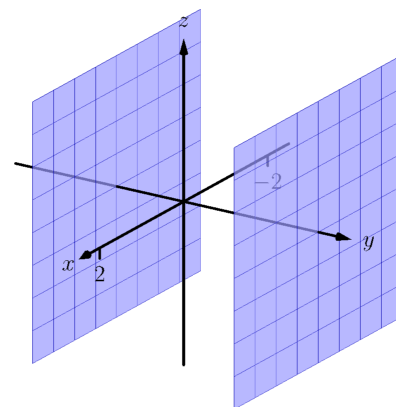
**Figure 12.1.17** Sketching  $x^2 + y^2 = 1$

**Definition 12.1.18** Cylinder.

Let  $C$  be a curve in a plane and let  $L$  be a line not parallel to  $C$ . A **cylinder** is the set of all lines parallel to  $L$  that pass through  $C$ . The curve  $C$  is the **directrix** of the cylinder, and the lines are the **rulings**.

In this text, we consider curves  $C$  that lie in planes parallel to one of the coordinate planes, and lines  $L$  that are perpendicular to these planes, forming *right cylinders*. Thus the directrix can be defined using equations involving 2 variables, and the rulings will be parallel to the axis of the third variable.

In the example preceding the definition, the curve  $x^2 + y^2 = 1$  in the  $xy$ -plane is the directrix and the rulings are lines parallel to the  $z$ -axis. (Any circle shown in Figure 12.1.17 can be considered a directrix; we simply choose the one where  $z = 0$ .) Sample rulings can also be viewed in Figure 12.1.17(b). More examples will help us understand this definition.



**Figure 12.1.15** Sketching the boundaries of a region in Example 12.1.14



[youtu.be/watch?v=9wusVjltY](https://youtu.be/watch?v=9wusVjltY)

**Figure 12.1.16** Video introduction to Subsection 12.1.4

**Example 12.1.19 Graphing cylinders.**

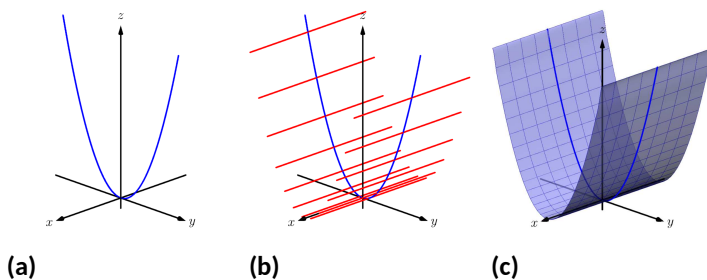
Graph the following cylinders.

1.  $z = y^2$

2.  $x = \sin(z)$

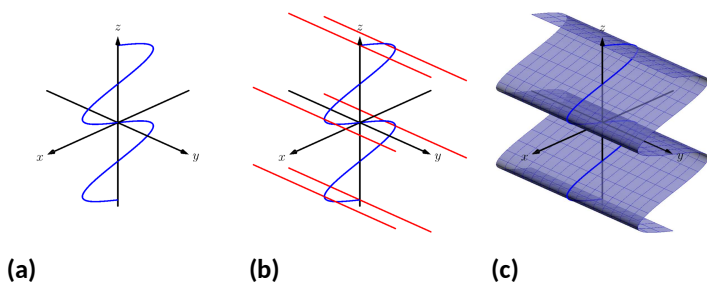
**Solution.**

1. We can view the equation  $z = y^2$  as a parabola in the  $yz$ -plane, as illustrated in Figure 12.1.20(a). As  $x$  does not appear in the equation, the rulings are lines through this parabola parallel to the  $x$ -axis, shown in Figure 12.1.20(b). These rulings give a general idea as to what the surface looks like, drawn in Figure 12.1.20(c).



**Figure 12.1.20** Sketching the cylinder defined by  $z = y^2$

2. We can view the equation  $x = \sin(z)$  as a sine curve that exists in the  $xz$ -plane, as shown in Figure 12.1.21(a). The rules are parallel to the  $y$  axis as the variable  $y$  does not appear in the equation  $x = \sin(z)$ ; some of these are shown in Figure 12.1.21(b). The surface is shown in Figure 12.1.21(c).



**Figure 12.1.21** Sketching the cylinder defined by  $x = \sin(z)$

Video solution



[youtu.be/watch?v=n7Yp4aWqeFc](https://youtu.be/watch?v=n7Yp4aWqeFc)

**12.1.5 Surfaces of Revolution**

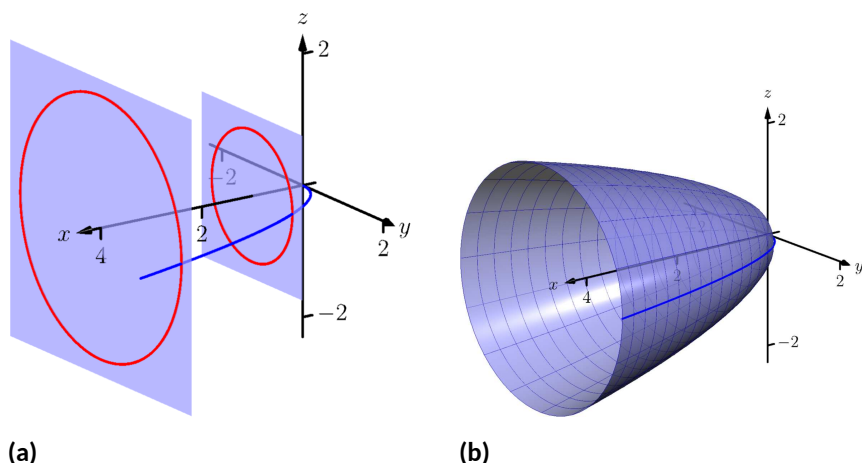
One of the applications of integration we learned previously was to find the volume of solids of revolution — solids formed by revolving a curve about a horizontal or vertical axis. We now consider how to find the equation of the surface of such a solid.

Consider the surface formed by revolving  $y = \sqrt{x}$  about the  $x$ -axis. Cross-sections of this surface parallel to the  $yz$ -plane are circles, as shown in Figure 12.1.23(a). Each circle has equation of the form  $y^2 + z^2 = r^2$  for some radius  $r$ . The radius is a function of  $x$ ; in fact, it is  $r(x) = \sqrt{x}$ . Thus the equation of the surface shown in Figure 12.1.23(b) is  $y^2 + z^2 = (\sqrt{x})^2$ .



[youtu.be/watch?v=gxnpREOb68U](https://youtu.be/watch?v=gxnpREOb68U)

**Figure 12.1.22** Video presentation of Subsection 12.1.5



**Figure 12.1.23** Introducing surfaces of revolution

We generalize the above principles to give the equations of surfaces formed by revolving curves about the coordinate axes.

**Key Idea 12.1.24 Surfaces of Revolution, Part 1.**

Let  $r$  be a radius function.

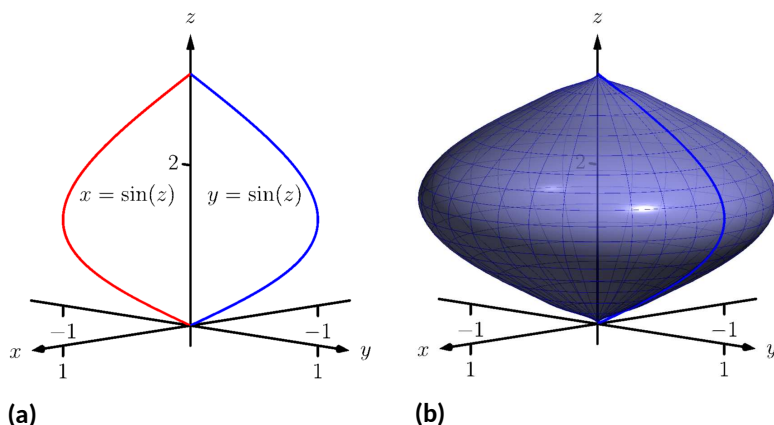
1. The equation of the surface formed by revolving  $y = r(x)$  or  $z = r(x)$  about the  $x$ -axis is  $y^2 + z^2 = r(x)^2$ .
2. The equation of the surface formed by revolving  $x = r(y)$  or  $z = r(y)$  about the  $y$ -axis is  $x^2 + z^2 = r(y)^2$ .
3. The equation of the surface formed by revolving  $x = r(z)$  or  $y = r(z)$  about the  $z$ -axis is  $x^2 + y^2 = r(z)^2$ .

**Example 12.1.25 Finding equation of a surface of revolution.**

Let  $y = \sin(z)$  on  $[0, \pi]$ . Find the equation of the surface of revolution formed by revolving  $y = \sin(z)$  about the  $z$ -axis.

**Solution.** Using [Key Idea 12.1.24](#), we find the surface has equation  $x^2 + y^2 = \sin^2(z)$ . The curve is sketched in [Figure 12.1.26\(a\)](#) and the surface is drawn in [Figure 12.1.26\(b\)](#).

Note how the surface (and hence the resulting equation) is the same if we began with the curve  $x = \sin(z)$ , which is also drawn in [Figure 12.1.26\(a\)](#).



**Figure 12.1.26** Revolving  $y = \sin(z)$  about the  $z$ -axis in [Example 12.1.25](#)

This particular method of creating surfaces of revolution is limited. For instance, in [Example 7.3.11](#) of [Section 7.3](#) we found the volume of the solid formed by revolving  $y = \sin(x)$  about the  $y$ -axis. Our current method of forming surfaces can only rotate  $y = \sin(x)$  about the  $x$ -axis. Trying to rewrite  $y = \sin(x)$  as a function of  $y$  is not trivial, as simply writing  $x = \sin^{-1}(y)$  only gives part of the region we desire.

What we desire is a way of writing the surface of revolution formed by rotating  $y = f(x)$  about the  $y$ -axis. We start by first recognizing this surface is the same as revolving  $z = f(x)$  about the  $z$ -axis. This will give us a more natural way of viewing the surface.

A value of  $x$  is a measurement of distance from the  $z$ -axis. At the distance  $r$ , we plot a  $z$ -height of  $f(r)$ . When rotating  $f(x)$  about the  $z$ -axis, we want all points a distance of  $r$  from the  $z$ -axis in the  $xy$ -plane to have a  $z$ -height of  $f(r)$ . All such points satisfy the equation  $r^2 = x^2 + y^2$ ; hence  $r = \sqrt{x^2 + y^2}$ . Replacing  $r$  with  $\sqrt{x^2 + y^2}$  in  $f(r)$  gives  $z = f(\sqrt{x^2 + y^2})$ . This is the equation of the surface.

**Key Idea 12.1.27 Surfaces of Revolution, Part 2.**

Let  $z = f(x)$ ,  $x \geq 0$ , be a curve in the  $xz$ -plane. The surface formed by revolving this curve about the  $z$ -axis has equation  $z = f(\sqrt{x^2 + y^2})$ .

**Example 12.1.28 Finding equation of surface of revolution.**

Find the equation of the surface found by revolving  $z = \sin(x)$  about the  $z$ -axis.

**Solution.** Using [Key Idea 12.1.27](#), the surface has equation  $z = \sin(\sqrt{x^2 + y^2})$ . The curve and surface are graphed in [Figure 12.1.29](#).

Video solution



[youtu.be/watch?v=jrJXSnHU-0o](https://youtu.be/watch?v=jrJXSnHU-0o)

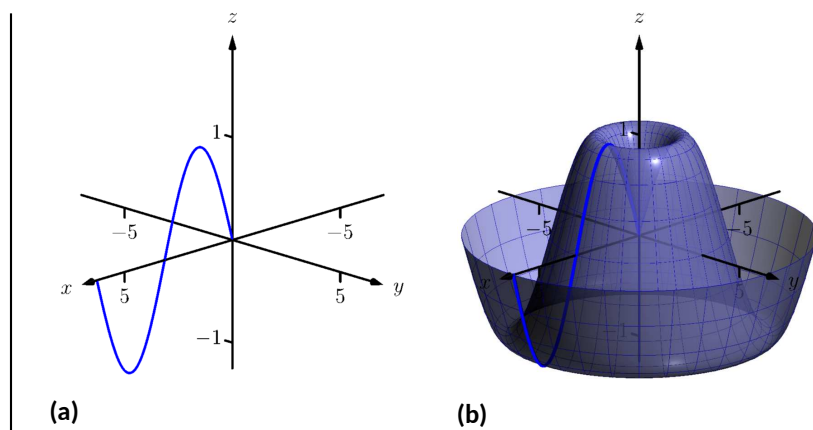


Figure 12.1.29 Revolving  $z = \sin(x)$  about the  $z$ -axis in Example 12.1.28

### 12.1.6 Quadric Surfaces

Spheres, planes and cylinders are important surfaces to understand. We now consider one last type of surface, a *quadric surface*. The definition may look intimidating, but we will show how to analyze these surfaces in an illuminating way.

#### Definition 12.1.31 Quadric Surface.

A **quadric surface** is the graph of the general second-degree equation in three variables:

$$Ax^2 + By^2 + Cz^2 + Dxy + Exz + Fyz + Gx + Hy + Iz + J = 0.$$

When the coefficients  $D$ ,  $E$  or  $F$  are not zero, the basic shapes of the quadric surfaces are rotated in space. We will focus on quadric surfaces where these coefficients are 0; we will not consider rotations. There are six basic quadric surfaces: the elliptic paraboloid, elliptic cone, ellipsoid, hyperboloid of one sheet, hyperboloid of two sheets, and the hyperbolic paraboloid.

We study each shape by considering *traces*, that is, intersections of each surface with a plane parallel to a coordinate plane. For instance, consider the elliptic paraboloid  $z = x^2/4 + y^2$ , shown in Figure 12.1.32. If we intersect this shape with the plane  $z = d$  (i.e., replace  $z$  with  $d$ ), we have the equation:

$$d = \frac{x^2}{4} + y^2.$$

Divide both sides by  $d$ :

$$1 = \frac{x^2}{4d} + \frac{y^2}{d}.$$

This describes an ellipse — so cross sections parallel to the  $xy$ -coordinate plane are ellipses. This ellipse is drawn in the figure.

Now consider cross sections parallel to the  $xz$ -plane. For instance, letting  $y = 0$  gives the equation  $z = x^2/4$ , clearly a parabola. Intersecting with the plane  $x = 0$  gives a cross section defined by  $z = y^2$ , another parabola. These parabolas are also sketched in the figure.

Thus we see where the elliptic paraboloid gets its name: some cross sections are ellipses, and others are parabolas.



[youtu.be/watch?v=Ax\\_QfsRTwrc](https://youtu.be/watch?v=Ax_QfsRTwrc)

Figure 12.1.30 Video introduction to Subsection 12.1.6

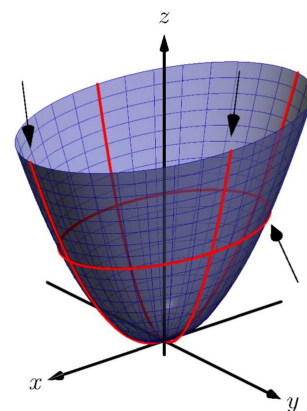
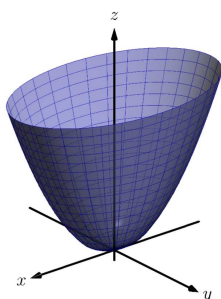


Figure 12.1.32 The elliptic paraboloid  $z = x^2/4 + y^2$

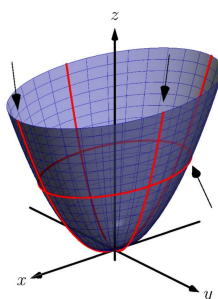
Such an analysis can be made with each of the quadric surfaces. We give a sample equation of each, provide a sketch with representative traces, and describe these traces.

**Elliptic Paraboloid**

$$z = \frac{x^2}{a^2} + \frac{y^2}{b^2}$$



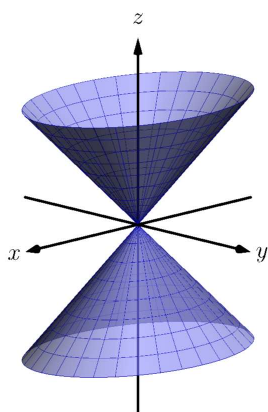
Plane	Trace
$x = d$	Parabola
$y = d$	Parabola
$z = d$	Ellipse



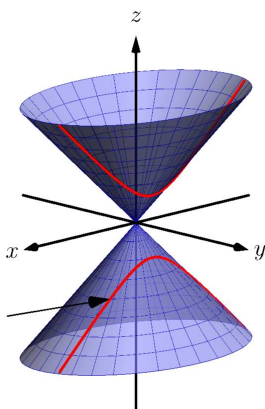
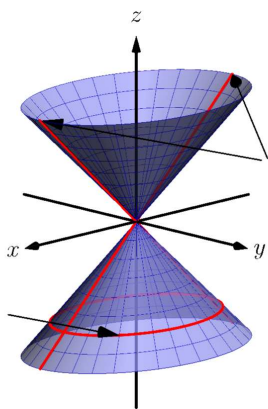
One variable in the equation of the elliptic paraboloid will be raised to the first power; above, this is the  $z$  variable. The paraboloid will “open” in the direction of this variable’s axis. Thus  $x = y^2/a^2 + z^2/b^2$  is an elliptic paraboloid that opens along the  $x$ -axis. Multiplying the right hand side by  $(-1)$  defines an elliptic paraboloid that “opens” in the opposite direction.

**Elliptic Cone**

$$z^2 = \frac{x^2}{a^2} + \frac{y^2}{b^2}$$



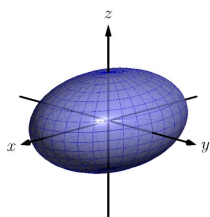
Plane	Trace
$x = 0$	Crossed Lines
$y = 0$	Crossed Lines
$x = d$	Hyperbola
$y = d$	Hyperbola
$z = d$	Ellipse



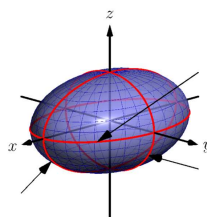


One can rewrite the equation as  $z^2 - x^2/a^2 - y^2/b^2 = 0$ . The one variable with a positive coefficient corresponds to the axis that the cones “open” along.

**Ellipsoid**  $\frac{x^2}{a^2} + \frac{y^2}{b^2} + \frac{z^2}{c^2} = 1$

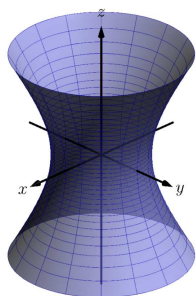


Plane	Trace
$x = d$	Ellipse
$y = d$	Ellipse
$z = d$	Ellipse

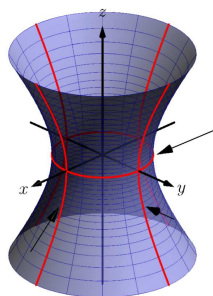


If  $a = b = c \neq 0$ , the ellipsoid is a sphere with radius  $a$ ; compare to [Key Idea 12.1.8](#).

**Hyperboloid of One Sheet**  $\frac{x^2}{a^2} + \frac{y^2}{b^2} - \frac{z^2}{c^2} = 1$

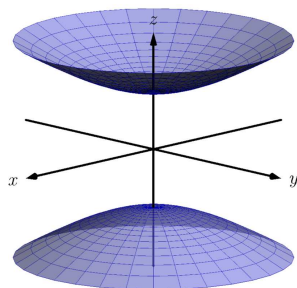


Plane	Trace
$x = d$	Hyperbola
$y = d$	Hyperbola
$z = d$	Ellipse

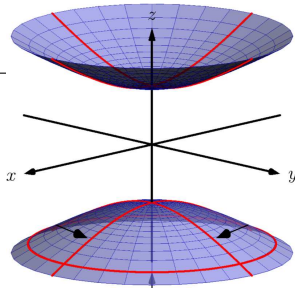


The one variable with a negative coefficient corresponds to the axis that the hyperboloid “opens” along.

**Hyperboloid of Two Sheets**  $\frac{z^2}{c^2} - \frac{x^2}{a^2} - \frac{y^2}{b^2} = 1$



Plane	Trace
$x = d$	Hyperbola
$y = d$	Hyperbola
$z = d$	Ellipse

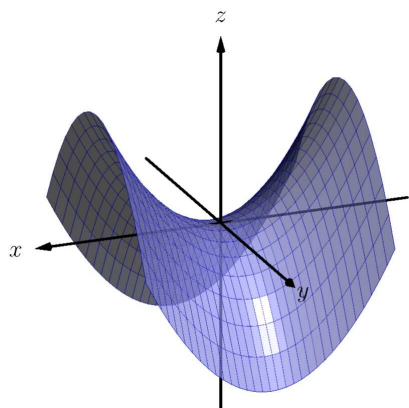


The one variable with a positive coefficient corresponds to the axis that the hyperboloid “opens” along. In the case illustrated, when  $|d| < |c|$ , there is no

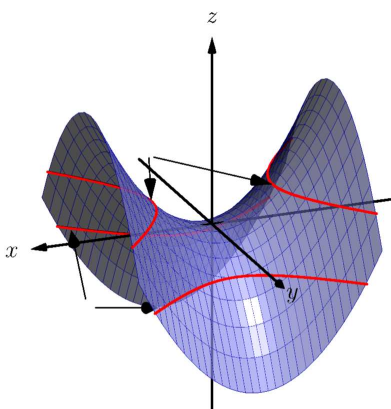
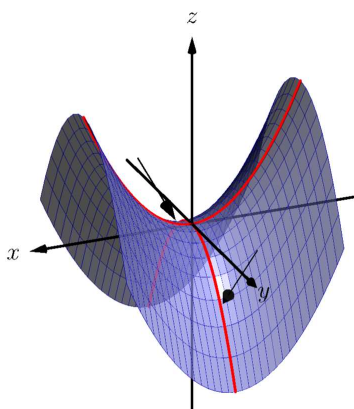


trace.

**Hyperbolic  
Paraboloid**  $z = \frac{x^2}{a^2} - \frac{y^2}{b^2}$



Plane	Trace
$x = d$	Parabola
$y = d$	Parabola
$z = d$	Hyperbola



The parabolic traces will open along the axis of the one variable that is raised to the first power.

### Example 12.1.33 Sketching quadric surfaces.

Sketch the quadric surface defined by the given equation.

1.  $y = \frac{x^2}{4} + \frac{z^2}{16}$

2.  $x^2 + \frac{y^2}{9} + \frac{z^2}{4} = 1$

3.  $z = y^2 - x^2$

**Solution.**

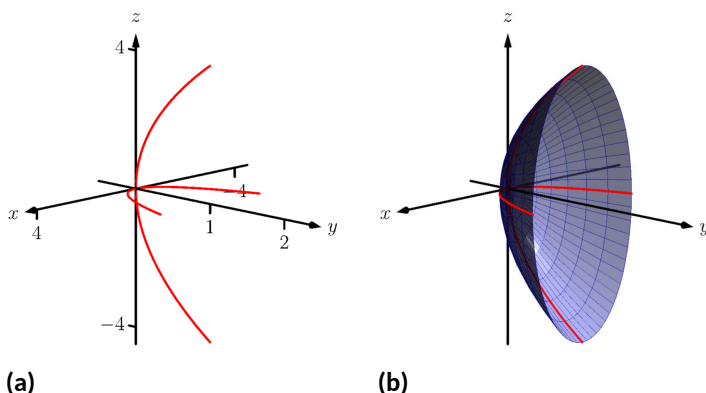
1.  $y = \frac{x^2}{4} + \frac{z^2}{16}$ : We first identify the quadric by pattern-matching with the equations given previously. Only two surfaces have equations where one variable is raised to the first power, the elliptic paraboloid and the hyperbolic paraboloid. In the latter case, the other variables have different signs, so we conclude that this describes a hyperbolic paraboloid. As the variable with the first

power is  $y$ , we note the paraboloid opens along the  $y$ -axis. To make a decent sketch by hand, we need only draw a few traces. In this case, the traces  $x = 0$  and  $z = 0$  form parabolas that outline the shape.

$x = 0$ : The trace is the parabola  $y = z^2/16$

$z = 0$ : The trace is the parabola  $y = x^2/4$ .

Graphing each trace in the respective plane creates a sketch as shown in Figure 12.1.34(a). This is enough to give an idea of what the paraboloid looks like. The surface is filled in in Figure 12.1.34(b).



**Figure 12.1.34** Sketching an elliptic paraboloid

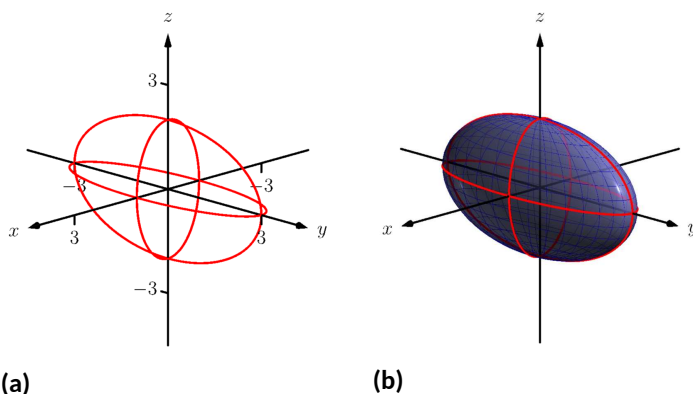
2.  $x^2 + \frac{y^2}{9} + \frac{z^2}{4} = 1$  : This is an ellipsoid. We can get a good idea of its shape by drawing the traces in the coordinate planes.

$x = 0$ : The trace is the ellipse  $\frac{y^2}{9} + \frac{z^2}{4} = 1$ . The major axis is along the  $y$ -axis with length 6 (as  $b = 3$ , the length of the axis is 6); the minor axis is along the  $z$ -axis with length 4.

$y = 0$ : The trace is the ellipse  $x^2 + \frac{z^2}{4} = 1$ . The major axis is along the  $z$ -axis, and the minor axis has length 2 along the  $x$ -axis.

$z = 0$ : The trace is the ellipse  $x^2 + \frac{y^2}{9} = 1$ , with major axis along the  $y$ -axis.

Graphing each trace in the respective plane creates a sketch as shown in Figure 12.1.35(a). Filling in the surface gives Figure 12.1.35(b).



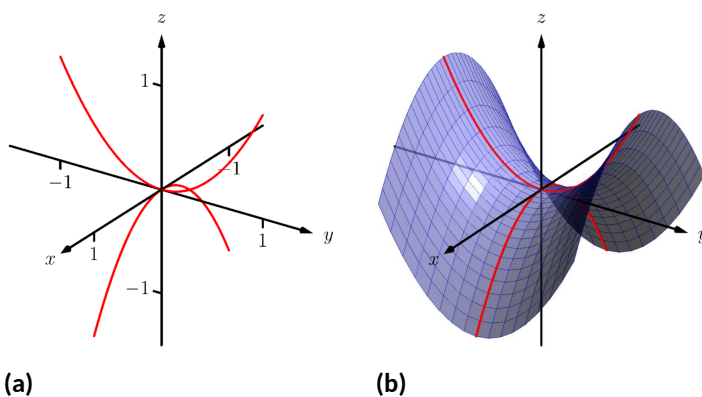
**Figure 12.1.35** Sketching an ellipsoid

3.  $z = y^2 - x^2$ : This defines a hyperbolic paraboloid, very similar to the one shown in the gallery of quadric sections. Consider the traces in the  $y - z$  and  $x - z$  planes:

$x = 0$ : The trace is  $z = y^2$ , a parabola opening up in the  $y - z$  plane.

$y = 0$ : The trace is  $z = -x^2$ , a parabola opening down in the  $x - z$  plane.

Sketching these two parabolas gives a sketch like that in [Figure 12.1.36\(a\)](#), and filling in the surface gives a sketch like [Figure 12.1.36\(b\)](#).



**Figure 12.1.36** Sketching a hyperbolic paraboloid

Video solution



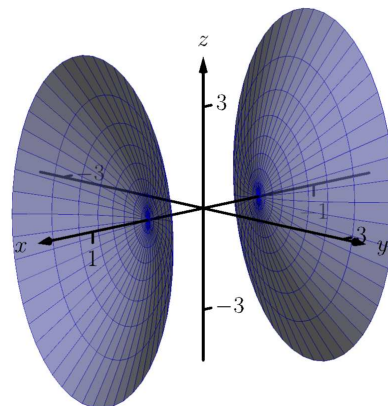
[youtu.be/watch?v=7BPClg70Lmg](https://youtu.be/watch?v=7BPClg70Lmg)

**Example 12.1.37** Identifying quadric surfaces.

Consider the quadric surface shown in [Figure 12.1.38](#). Which of the following equations best fits this surface?

- |                                     |                                      |
|-------------------------------------|--------------------------------------|
| (a) $x^2 - y^2 - \frac{z^2}{9} = 0$ | (c) $z^2 - x^2 - y^2 = 1$            |
| (b) $x^2 - y^2 - z^2 = 1$           | (d) $4x^2 - y^2 - \frac{z^2}{9} = 1$ |

**Solution.** The image clearly displays a hyperboloid of two sheets. The gallery informs us that the equation will have a form similar to  $\frac{z^2}{c^2} - \frac{x^2}{a^2} - \frac{y^2}{b^2} = 1$ .



**Figure 12.1.38** A possible equation of this quadric surface is found in [Example 12.1.37](#)

$$\frac{y^2}{b^2} = 1.$$

We can immediately eliminate option (a), as the constant in that equation is not 1.

The hyperboloid “opens” along the  $x$ -axis, meaning  $x$  must be the only variable with a positive coefficient, eliminating (c).

The hyperboloid is wider in the  $z$ -direction than in the  $y$ -direction, so we need an equation where  $c > b$ . This eliminates (b), leaving us with (d).

We should verify that the equation given in (d),  $4x^2 - y^2 - \frac{z^2}{9} = 1$ , fits.

We already established that this equation describes a hyperboloid of two sheets that opens in the  $x$ -direction and is wider in the  $z$ -direction than in the  $y$ . Now note the coefficient of the  $x$ -term. Rewriting  $4x^2$  in standard form, we have:  $4x^2 = \frac{x^2}{(1/2)^2}$ . Thus when  $y = 0$  and  $z = 0$ ,  $x$

must be  $1/2$ ; i.e., each hyperboloid “starts” at  $x = 1/2$ . This matches our figure.

We conclude that  $4x^2 - y^2 - \frac{z^2}{9} = 1$  best fits the graph.

This section has introduced points in space and shown how equations can describe surfaces. The next sections explore vectors, an important mathematical object that we'll use to explore curves in space.

## 12.1.7 Exercises

## Terms and Concepts

1. Axes drawn in space must conform to the \_\_\_\_\_ rule.
2. In the plane, the equation  $x = 2$  defines a \_\_\_\_\_; in space,  $x = 2$  defines a \_\_\_\_\_.
3. In the plane, the equation  $y = x^2$  defines a \_\_\_\_\_; in space,  $y = x^2$  defines a \_\_\_\_\_.
4. Which quadric surface looks like a Pringles(TM) chip?
5. Consider the hyperbola  $x^2 - y^2 = 1$  in the plane. If this hyperbola is rotated about the  $x$ -axis, what quadric surface is formed?
6. Consider the hyperbola  $x^2 - y^2 = 1$  in the plane. If this hyperbola is rotated about the  $y$ -axis, what quadric surface is formed?

## Problems

7. The points  $A = (1, 4, 2)$ ,  $B = (2, 6, 3)$  and  $C = (4, 3, 1)$  form a triangle in space. Find the distances between each pair of points and determine if the triangle is a right triangle.
8. The points  $A = (1, 1, 3)$ ,  $B = (3, 2, 7)$ ,  $C = (2, 0, 8)$  and  $D = (0, -1, 4)$  form a quadrilateral  $ABCD$  in space. Is this a parallelogram?
9. Find the center and radius of the sphere defined by

$$x^2 - 8x + y^2 + 2y + z^2 + 8 = 0 :$$

10. Find the center and radius of the sphere defined by

$$x^2 + y^2 + z^2 + 4x - 2y - 4z + 4 = 0 :$$

**Exercise Group.** In the following exercises, describe the region in space defined by the inequalities.

- |                                    |                       |
|------------------------------------|-----------------------|
| 11. $x^2 + y^2 + z^2 < 1$          | 12. $0 \leq x \leq 3$ |
| 13. $x \geq 0, y \geq 0, z \geq 0$ | 14. $y \geq 3$        |

**Exercise Group.** In the following exercises, sketch the cylinder in space.

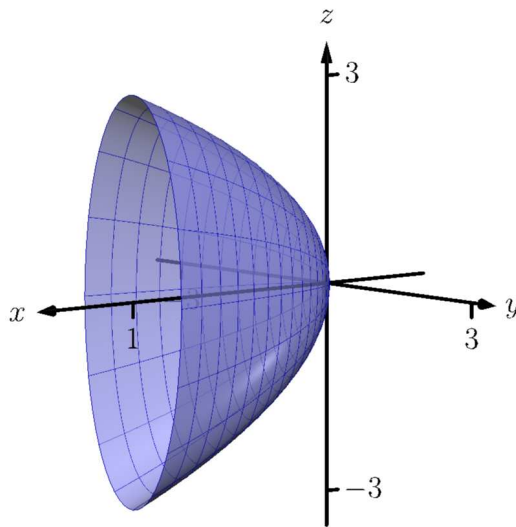
- |   |                       |
|---|-----------------------|
| 15. $z = x^3$                           | 16. $y = \cos(z)$     |
| 17. $\frac{x^2}{4} + \frac{y^2}{9} = 1$ | 18. $y = \frac{1}{x}$ |

**Exercise Group.** In the following exercises, give the equation of the surface of revolution described.

- |  |  |
|--|--|
| 19. Give the equation of the surface formed by revolving $z = \frac{1}{1+y^2}$ in the $yz$ -plane about the $y$ -axis. | 20. Give the equation of the surface formed by revolving $y = x^2$ in the $xy$ -plane about the $x$ -axis. |
| 21. Give the equation of the surface formed by revolving $z = x^2$ in the $xz$ -plane about the $z$ -axis.             | 22. Give the equation of the surface formed by revolving $z = 1/x$ in the $xz$ -plane about the $z$ -axis. |

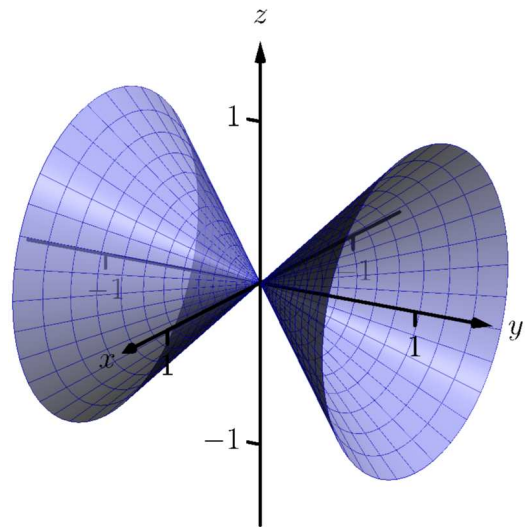
**Exercise Group.** In the following exercises, a quadric surface is sketched. Determine which of the given equations best fits the graph.

23.



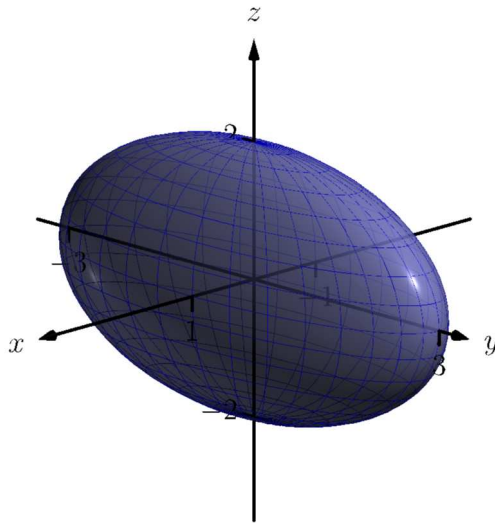
(a)  $x = y^2 + \frac{z^2}{9}$  (b)  $x = y^2 + \frac{z^2}{3}$

24.



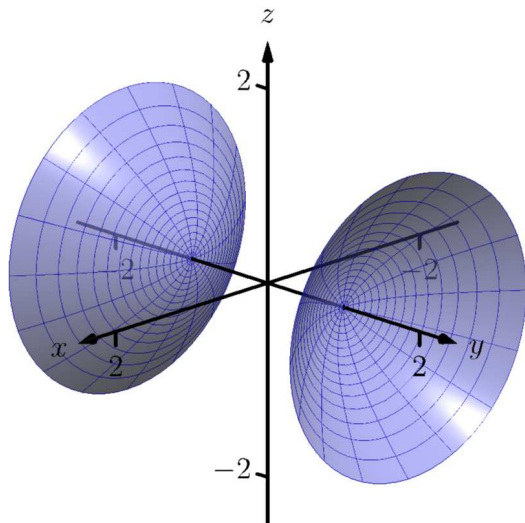
(a)  $x^2 - y^2 - z^2 = 0$  (b)  $x^2 - y^2 + z^2 = 0$

25.



(a)  $x^2 + \frac{y^2}{3} + \frac{z^2}{2} = 1$  (b)  $x^2 + \frac{y^2}{9} + \frac{z^2}{4} = 1$

26.



(a)  $y^2 - x^2 - z^2 = 1$  (b)  $y^2 + x^2 - z^2 = 1$

**Exercise Group.** In the following exercises, sketch the quadric surface.

27.  $z - y^2 + x^2 = 0$

29.  $x = -y^2 - z^2$

31.  $\frac{x^2}{9} - y^2 + \frac{z^2}{25} = 1$

28.  $z^2 = x^2 + \frac{y^2}{4}$

30.  $16x^2 - 16y^2 - 16z^2 = 1$

32.  $4x^2 + 2y^2 + z^2 = 4$

## 12.2 An Introduction to Vectors

Many quantities we think about daily can be described by a single number: temperature, speed, cost, weight and height. There are also many other concepts we encounter daily that cannot be described with just one number. For instance, a weather forecaster often describes wind with its speed and its direction (“... with winds from the southeast gusting up to 30 mph ...”). When applying a force, we are concerned with both the magnitude and direction of that force. In both of these examples, *direction* is important. Because of this, we study *vectors*, mathematical objects that convey both magnitude and direction information.

One “bare-bones” definition of a vector is based on what we wrote above: “a vector is a mathematical object with magnitude and direction parameters.” This definition leaves much to be desired, as it gives no indication as to how such an object is to be used. Several other definitions exist; we choose here a definition rooted in a geometric visualization of vectors. It is very simplistic but readily permits further investigation.

### Definition 12.2.2 Vector.

A **vector** is a directed line segment.

Given points  $P$  and  $Q$  (either in the plane or in space), we denote with  $\vec{PQ}$  the vector **from**  $P$  **to**  $Q$ . The point  $P$  is said to be the **initial point** of the vector, and the point  $Q$  is the **terminal point**.

The **magnitude**, **length** or **norm** of  $\vec{PQ}$  is the length of the line segment  $\overline{PQ}$ :  $\|\vec{PQ}\| = \|\overline{PQ}\|$ .

Two vectors are **equal** if they have the same magnitude and direction.

Figure 12.2.3 shows multiple instances of the same vector. Each directed line segment has the same direction and length (magnitude), hence each is the same vector.

We use  $\mathbb{R}^2$  (pronounced “r two”) to represent all the vectors in the plane, and use  $\mathbb{R}^3$  (pronounced “r three”) to represent all the vectors in space.

Consider the vectors  $\vec{PQ}$  and  $\vec{RS}$  as shown in Figure 12.2.4. The vectors look to be equal; that is, they seem to have the same length and direction. Indeed, they are. Both vectors move 2 units to the right and 1 unit up from the initial point to reach the terminal point. One can analyze this movement to measure the magnitude of the vector, and the movement itself gives direction information (one could also measure the slope of the line passing through  $P$  and  $Q$  or  $R$  and  $S$ ). Since they have the same length and direction, these two vectors are equal.

This demonstrates that inherently all we care about is *displacement*; that is, how far in the  $x$ ,  $y$  and possibly  $z$  directions the terminal point is from the initial point. Both the vectors  $\vec{PQ}$  and  $\vec{RS}$  in Figure 12.2.4 have an  $x$ -displacement of 2 and a  $y$ -displacement of 1. This suggests a standard way of describing vectors in the plane. A vector whose  $x$ -displacement is  $a$  and whose  $y$ -displacement is  $b$  will have terminal point  $(a, b)$  when the initial point is the origin,  $(0, 0)$ . This leads us to a definition of a standard and concise way of referring to vectors.

### Definition 12.2.5 Component Form of a Vector.

1. The *component form* of a vector  $\vec{v}$  in  $\mathbb{R}^2$ , whose terminal point is  $(a, b)$  when its initial point is  $(0, 0)$ , is  $\langle a, b \rangle$ .
2. The *component form* of a vector  $\vec{v}$  in  $\mathbb{R}^3$ , whose terminal point is  $(a, b, c)$  when its initial point is  $(0, 0, 0)$ , is  $\langle a, b, c \rangle$ .



[youtu.be/watch?v=\\_1mYILsTF2U](https://youtu.be/watch?v=_1mYILsTF2U)

Figure 12.2.1 Video introduction to Section 12.2

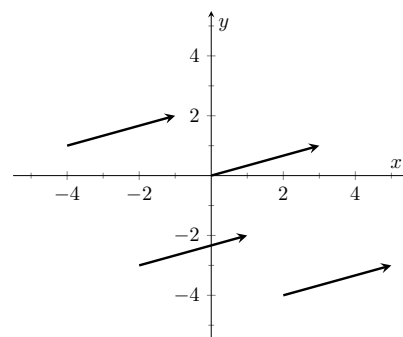


Figure 12.2.3 Drawing the same vector with different initial points

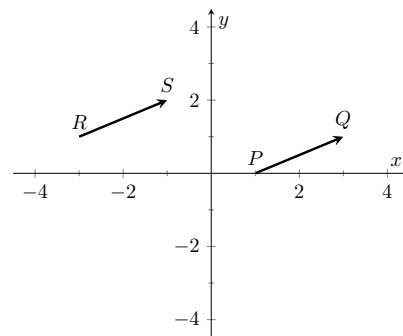


Figure 12.2.4 Illustrating how equal vectors have the same displacement

The numbers  $a$ ,  $b$  (and  $c$ , respectively) are the **components** of  $\vec{v}$ .

It follows from the definition that the component form of the vector  $\overrightarrow{PQ}$ , where  $P = (x_1, y_1)$  and  $Q = (x_2, y_2)$  is

$$\overrightarrow{PQ} = \langle x_2 - x_1, y_2 - y_1 \rangle;$$

in space, where  $P = (x_1, y_1, z_1)$  and  $Q = (x_2, y_2, z_2)$ , the component form of  $\overrightarrow{PQ}$  is

$$\overrightarrow{PQ} = \langle x_2 - x_1, y_2 - y_1, z_2 - z_1 \rangle.$$

We practice using this notation in the following example.

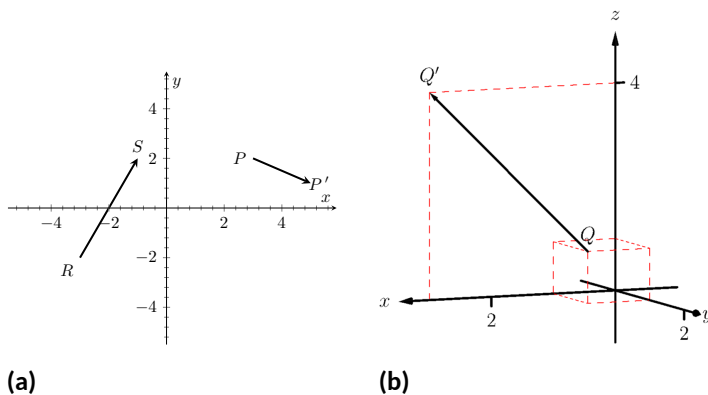
**Example 12.2.6 Using component form notation for vectors.**

1. Sketch the vector  $\vec{v} = \langle 2, -1 \rangle$  starting at  $P = (3, 2)$  and find its magnitude.
2. Find the component form of the vector  $\vec{w}$  whose initial point is  $R = (-3, -2)$  and whose terminal point is  $S = (-1, 2)$ .
3. Sketch the vector  $\vec{u} = \langle 2, -1, 3 \rangle$  starting at the point  $Q = (1, 1, 1)$  and find its magnitude.

**Solution.**

1. Using  $P$  as the initial point, we move 2 units in the positive  $x$ -direction and  $-1$  units in the positive  $y$ -direction to arrive at the terminal point  $P' = (5, 1)$ , as drawn in [Figure 12.2.7\(a\)](#). The magnitude of  $\vec{v}$  is determined directly from the component form:

$$\|\vec{v}\| = \sqrt{2^2 + (-1)^2} = \sqrt{5}.$$



**Figure 12.2.7** Graphing vectors in [Example 12.2.6](#)

2. Using the note following [Definition 12.2.5](#), we have

$$\overrightarrow{RS} = \langle -1 - (-3), 2 - (-2) \rangle = \langle 2, 4 \rangle.$$

One can readily see from [Figure 12.2.7\(a\)](#) that the  $x$ - and  $y$ -displacement of  $\overrightarrow{RS}$  is 2 and 4, respectively, as the component form suggests.

3. Using  $Q$  as the initial point, we move 2 units in the positive  $x$ -direction,  $-1$  unit in the positive  $y$ -direction, and 3 units in the



positive  $z$ -direction to arrive at the terminal point  $Q' = (3, 0, 4)$ , illustrated in [Figure 12.2.7\(b\)](#). The magnitude of  $\vec{u}$  is:

$$\|\vec{u}\| = \sqrt{2^2 + (-1)^2 + 3^2} = \sqrt{14}.$$

Now that we have defined vectors, and have created a nice notation by which to describe them, we start considering how vectors interact with each other. That is, we define an *algebra* on vectors.

### Definition 12.2.8 Vector Algebra.

1. Let  $\vec{u} = \langle u_1, u_2 \rangle$  and  $\vec{v} = \langle v_1, v_2 \rangle$  be vectors in  $\mathbb{R}^2$ , and let  $c$  be a scalar.

(a) The addition, or sum, of the vectors  $\vec{u}$  and  $\vec{v}$  is the vector

$$\vec{u} + \vec{v} = \langle u_1 + v_1, u_2 + v_2 \rangle.$$

(b) The multiplication of a scalar  $c$  and a vector  $\vec{v}$  is the vector

$$c\vec{v} = c\langle v_1, v_2 \rangle = \langle cv_1, cv_2 \rangle.$$

2. Let  $\vec{u} = \langle u_1, u_2, u_3 \rangle$  and  $\vec{v} = \langle v_1, v_2, v_3 \rangle$  be vectors in  $\mathbb{R}^3$ , and let  $c$  be a scalar.

(a) The addition, or sum, of the vectors  $\vec{u}$  and  $\vec{v}$  is the vector

$$\vec{u} + \vec{v} = \langle u_1 + v_1, u_2 + v_2, u_3 + v_3 \rangle.$$

(b) The multiplication of a scalar  $c$  and a vector  $\vec{v}$  is the vector

$$c\vec{v} = c\langle v_1, v_2, v_3 \rangle = \langle cv_1, cv_2, cv_3 \rangle.$$

In short, we say addition and scalar multiplication are computed “component-wise.”

### Example 12.2.10 Adding vectors.

Sketch the vectors  $\vec{u} = \langle 1, 3 \rangle$ ,  $\vec{v} = \langle 2, 1 \rangle$  and  $\vec{u} + \vec{v}$  all with initial point at the origin.

**Solution.** We first compute  $\vec{u} + \vec{v}$ .

$$\begin{aligned}\vec{u} + \vec{v} &= \langle 1, 3 \rangle + \langle 2, 1 \rangle \\ &= \langle 3, 4 \rangle.\end{aligned}$$

These are all sketched in [Figure 12.2.11](#).

As vectors convey magnitude and direction information, the sum of vectors also convey length and magnitude information. Adding  $\vec{u} + \vec{v}$  suggests the following idea:

“Starting at an initial point, go out  $\vec{u}$ , then go out  $\vec{v}$ .”

This idea is sketched in [Figure 12.2.12](#), where the initial point of  $\vec{v}$  is the terminal point of  $\vec{u}$ . This is known as the “Head to Tail Rule” of adding vectors. Vector

### Video solution



[youtu.be/watch?v=w1MzWJzoyGg](https://youtu.be/watch?v=w1MzWJzoyGg)



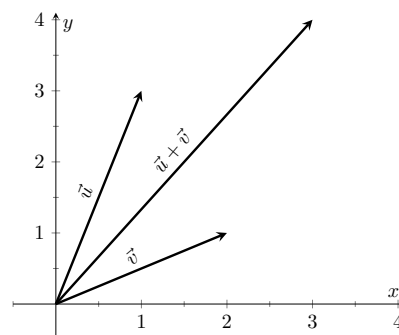
[youtu.be/watch?v=tOpeq-\\_KOME](https://youtu.be/watch?v=tOpeq-_KOME)

**Figure 12.2.9** Video presentation of [Definition 12.2.8](#) (2 videos)

### Video solution



[youtu.be/watch?v=3MSwQJq\\_3s0](https://youtu.be/watch?v=3MSwQJq_3s0)



**Figure 12.2.11** Graphing the sum of vectors in [Example 12.2.10](#)

addition is very important. For instance, if the vectors  $\vec{u}$  and  $\vec{v}$  represent forces acting on a body, the sum  $\vec{u} + \vec{v}$  gives the resulting force. Because of various physical applications of vector addition, the sum  $\vec{u} + \vec{v}$  is often referred to as the *resultant vector*, or just the “resultant.”

Analytically, it is easy to see that  $\vec{u} + \vec{v} = \vec{v} + \vec{u}$ . Figure 12.2.12 also gives a graphical representation of this, using gray vectors. Note that the vectors  $\vec{u}$  and  $\vec{v}$ , when arranged as in the figure, form a parallelogram. Because of this, the Head to Tail Rule is also known as the *Parallelogram Law*: the vector  $\vec{u} + \vec{v}$  is defined by forming the parallelogram defined by the vectors  $\vec{u}$  and  $\vec{v}$ ; the initial point of  $\vec{u} + \vec{v}$  is the common initial point of parallelogram, and the terminal point of the sum is the common terminal point of the parallelogram.

While not illustrated here, the Head to Tail Rule and *Parallelogram Law* hold for vectors in  $\mathbb{R}^3$  as well.

It follows from the properties of the real numbers and Definition 12.2.8 that

$$\vec{u} - \vec{v} = \vec{u} + (-1)\vec{v}.$$

The *Parallelogram Law* gives us a good way to visualize this subtraction. We demonstrate this in the following example.

### Example 12.2.13 Vector Subtraction.

Let  $\vec{u} = \langle 3, 1 \rangle$  and  $\vec{v} = \langle 1, 2 \rangle$ . Compute and sketch  $\vec{u} - \vec{v}$ .

**Solution.** The computation of  $\vec{u} - \vec{v}$  is straightforward, and we show all steps below. Usually the formal step of multiplying by  $(-1)$  is omitted and we “just subtract.”

$$\begin{aligned}\vec{u} - \vec{v} &= \vec{u} + (-1)\vec{v} \\ &= \langle 3, 1 \rangle + \langle -1, -2 \rangle \\ &= \langle 2, -1 \rangle.\end{aligned}$$

Figure 12.2.14 illustrates, using the Head to Tail Rule, how the subtraction can be viewed as the sum  $\vec{u} + (-\vec{v})$ . The figure also illustrates how  $\vec{u} - \vec{v}$  can be obtained by looking only at the terminal points of  $\vec{u}$  and  $\vec{v}$  (when their initial points are the same).

### Example 12.2.15 Scaling vectors.

1. Sketch the vectors  $\vec{v} = \langle 2, 1 \rangle$  and  $2\vec{v}$  with initial point at the origin.
2. Compute the magnitudes of  $\vec{v}$  and  $2\vec{v}$ .

**Solution.**

1. We compute  $2\vec{v}$ :

$$\begin{aligned}2\vec{v} &= 2\langle 2, 1 \rangle \\ &= \langle 4, 2 \rangle.\end{aligned}$$

Both  $\vec{v}$  and  $2\vec{v}$  are sketched in Figure 12.2.16. Make note that  $2\vec{v}$  does not start at the terminal point of  $\vec{v}$ ; rather, its initial point is also the origin.

2. The figure suggests that  $2\vec{v}$  is twice as long as  $\vec{v}$ . We compute their

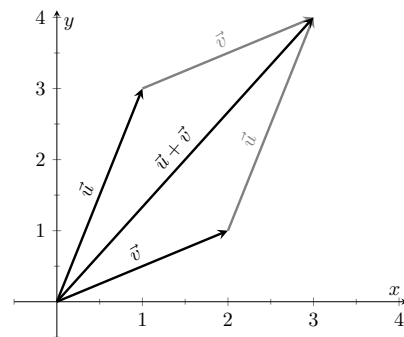


Figure 12.2.12 Illustrating how to add vectors using the Head to Tail Rule and *Parallelogram Law*

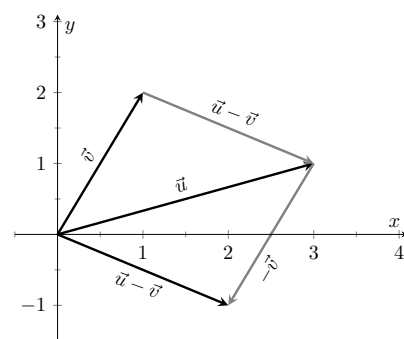


Figure 12.2.14 Illustrating how to subtract vectors graphically

Video solution



[youtu.be/watch?v=a\\_qRwTkQXYQ](https://youtu.be/watch?v=a_qRwTkQXYQ)

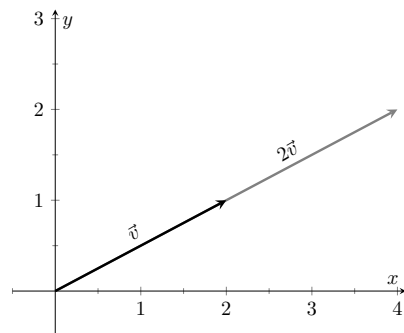


Figure 12.2.16 Graphing vectors  $\vec{v}$  and  $2\vec{v}$  in Example 12.2.15

magnitudes to confirm this.

$$\begin{aligned}\|\vec{v}\| &= \sqrt{2^2 + 1^2} \\ &= \sqrt{5}. \\ \|2\vec{v}\| &= \sqrt{4^2 + 2^2} \\ &= \sqrt{20} \\ &= \sqrt{4 \cdot 5} = 2\sqrt{5}.\end{aligned}$$

As we suspected,  $2\vec{v}$  is twice as long as  $\vec{v}$ .

The *zero vector* is the vector whose initial point is also its terminal point. It is denoted by  $\vec{0}$ . Its component form, in  $\mathbb{R}^2$ , is  $\langle 0, 0 \rangle$ ; in  $\mathbb{R}^3$ , it is  $\langle 0, 0, 0 \rangle$ . Usually the context makes it clear whether  $\vec{0}$  is referring to a vector in the plane or in space.

Our examples have illustrated key principles in vector algebra: how to add and subtract vectors and how to multiply vectors by a scalar. The following theorem states formally the properties of these operations.

#### Theorem 12.2.17 Properties of Vector Operations.

The following are true for all scalars  $c$  and  $d$ , and for all vectors  $\vec{u}$ ,  $\vec{v}$  and  $\vec{w}$ , where  $\vec{u}$ ,  $\vec{v}$  and  $\vec{w}$  are all in  $\mathbb{R}^2$  or where  $\vec{u}$ ,  $\vec{v}$  and  $\vec{w}$  are all in  $\mathbb{R}^3$ :

1.  $\vec{u} + \vec{v} = \vec{v} + \vec{u}$  Commutative Property
2.  $(\vec{u} + \vec{v}) + \vec{w} = \vec{u} + (\vec{v} + \vec{w})$  Associative Property
3.  $\vec{v} + \vec{0} = \vec{v}$  Additive Identity
4.  $(cd)\vec{v} = c(d\vec{v})$
5.  $c(\vec{u} + \vec{v}) = c\vec{u} + c\vec{v}$  Distributive Property
6.  $(c + d)\vec{v} = c\vec{v} + d\vec{v}$  Distributive Property
7.  $0\vec{v} = \vec{0}$
8.  $\|c\vec{v}\| = |c| \cdot \|\vec{v}\|$
9.  $\|\vec{u}\| = 0$  if, and only if,  $\vec{u} = \vec{0}$ .

As stated before, each nonzero vector  $\vec{v}$  conveys magnitude and direction information. We have a method of extracting the magnitude, which we write as  $\|\vec{v}\|$ . *Unit vectors* are a way of extracting just the direction information from a vector.

#### Definition 12.2.19 Unit Vector.

A **unit vector** is a vector  $\vec{v}$  with a magnitude of 1; that is,

$$\|\vec{v}\| = 1.$$

Consider this scenario: you are given a vector  $\vec{v}$  and are told to create a vector of length 10 in the direction of  $\vec{v}$ . How does one do that? If we knew that  $\vec{u}$  was the unit vector in the direction of  $\vec{v}$ , the answer would be easy:  $10\vec{u}$ . So

Video solution



[youtu.be/watch?v=-zvqs7hveXc](https://youtu.be/watch?v=-zvqs7hveXc)



[youtu.be/watch?v=oiXzQ2EGYPM](https://youtu.be/watch?v=oiXzQ2EGYPM)

Figure 12.2.18 Video presentation of Part 9 of Theorem 12.2.17



[youtu.be/watch?v=6kKUB3OSurs](https://youtu.be/watch?v=6kKUB3OSurs)

Figure 12.2.20 Video presentation of Definition 12.2.19

how do we find  $\vec{u}$ ?

**Property 8** of **Theorem 12.2.17** holds the key. If we divide  $\vec{v}$  by its magnitude, it becomes a vector of length 1. Consider:

$$\left\| \frac{1}{\|\vec{v}\|} \vec{v} \right\| = \frac{1}{\|\vec{v}\|} \|\vec{v}\| \quad (\text{we can pull out } \frac{1}{\|\vec{v}\|} \text{ as it is a positive scalar})$$

$$= 1.$$

So the vector of length 10 in the direction of  $\vec{v}$  is  $10 \frac{1}{\|\vec{v}\|} \vec{v}$ . An example will make this more clear.

**Example 12.2.21 Using Unit Vectors.**

Let  $\vec{v} = \langle 3, 1 \rangle$  and let  $\vec{w} = \langle 1, 2, 2 \rangle$ .

1. Find the unit vector in the direction of  $\vec{v}$ .
2. Find the unit vector in the direction of  $\vec{w}$ .
3. Find the vector in the direction of  $\vec{v}$  with magnitude 5.

**Solution.**

1. We find  $\|\vec{v}\| = \sqrt{10}$ . So the unit vector  $\vec{u}$  in the direction of  $\vec{v}$  is

$$\vec{u} = \frac{1}{\sqrt{10}} \vec{v} = \left\langle \frac{3}{\sqrt{10}}, \frac{1}{\sqrt{10}} \right\rangle.$$

2. We find  $\|\vec{w}\| = 3$ , so the unit vector  $\vec{z}$  in the direction of  $\vec{w}$  is

$$\vec{z} = \frac{1}{3} \vec{w} = \left\langle \frac{1}{3}, \frac{2}{3}, \frac{2}{3} \right\rangle.$$

3. To create a vector with magnitude 5 in the direction of  $\vec{v}$ , we multiply the unit vector  $\vec{u}$  by 5. Thus  $5\vec{u} = \langle 15/\sqrt{10}, 5/\sqrt{10} \rangle$  is the vector we seek. This is sketched in **Figure 12.2.22**.

The basic formation of the unit vector  $\vec{u}$  in the direction of a vector  $\vec{v}$  leads to an interesting equation. It is:

$$\vec{v} = \|\vec{v}\| \frac{1}{\|\vec{v}\|} \vec{v}.$$

We rewrite the equation with parentheses to make a point:

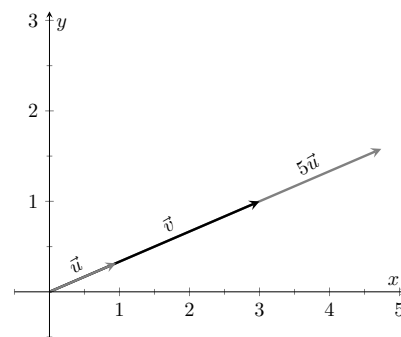
$$\vec{v} = \underbrace{\|\vec{v}\|}_{\text{magnitude}} \cdot \underbrace{\left( \frac{1}{\|\vec{v}\|} \vec{v} \right)}_{\text{direction}}.$$

This equation illustrates the fact that a nonzero vector has both magnitude and direction, where we view a unit vector as supplying *only* direction information. Identifying unit vectors with direction allows us to define *parallel vectors*.

**Video solution**



[youtu.be/watch?v=B9OV0Dja6lY](https://youtu.be/watch?v=B9OV0Dja6lY)



**Figure 12.2.22** Graphing vectors in **Example 12.2.21**. All vectors shown have their initial point at the origin

**Definition 12.2.23 Parallel Vectors.**

1. Unit vectors  $\vec{u}_1$  and  $\vec{u}_2$  are *parallel* if  $\vec{u}_1 = \pm \vec{u}_2$ .
2. Nonzero vectors  $\vec{v}_1$  and  $\vec{v}_2$  are *parallel* if their respective unit vectors are parallel.

It is equivalent to say that vectors  $\vec{v}_1$  and  $\vec{v}_2$  are parallel if there is a scalar  $c \neq 0$  such that  $\vec{v}_1 = c\vec{v}_2$  (see marginal note).

If one graphed all unit vectors in  $\mathbb{R}^2$  with the initial point at the origin, then the terminal points would all lie on the unit circle. Based on what we know from trigonometry, we can then say that the component form of all unit vectors in  $\mathbb{R}^2$  is  $\langle \cos(\theta), \sin(\theta) \rangle$  for some angle  $\theta$ .

A similar construction in  $\mathbb{R}^3$  shows that the terminal points all lie on the unit sphere. These vectors also have a particular component form, but its derivation is not as straightforward as the one for unit vectors in  $\mathbb{R}^2$ . Important concepts about unit vectors are given in the following Key Idea.

**Key Idea 12.2.25 Unit Vectors.**

1. The unit vector in the direction of a nonzero vector  $\vec{v}$  is

$$\vec{u} = \frac{1}{\|\vec{v}\|} \vec{v}.$$

2. A vector  $\vec{u}$  in  $\mathbb{R}^2$  is a unit vector if, and only if, its component form is  $\langle \cos \theta, \sin \theta \rangle$  for some angle  $\theta$ .
3. A vector  $\vec{u}$  in  $\mathbb{R}^3$  is a unit vector if, and only if, its component form is  $\langle \sin(\theta) \cos(\varphi), \sin(\theta) \sin(\varphi), \cos(\theta) \rangle$  for some angles  $\theta$  and  $\varphi$ .

These formulas can come in handy in a variety of situations, especially the formula for unit vectors in the plane.

**Example 12.2.26 Finding Component Forces.**

Consider a weight of 50lb hanging from two chains, as shown in [Figure 12.2.27](#). One chain makes an angle of  $30^\circ$  with the vertical, and the other an angle of  $45^\circ$ . Find the force applied to each chain.

**Solution.** Knowing that gravity is pulling the 50lb weight straight down, we can create a vector  $\vec{F}$  to represent this force.

$$\vec{F} = 50 \langle 0, -1 \rangle = \langle 0, -50 \rangle.$$

We can view each chain as “pulling” the weight up, preventing it from falling. We can represent the force from each chain with a vector. Let  $\vec{F}_1$  represent the force from the chain making an angle of  $30^\circ$  with the vertical, and let  $\vec{F}_2$  represent the force from the other chain. Convert all angles to be measured from the horizontal (as shown in [Figure 12.2.28](#)), and apply [Key Idea 12.2.25](#). As we do not yet know the magnitudes of these vectors, (that is the problem at hand), we use  $m_1$  and  $m_2$  to represent them.

$$\vec{F}_1 = m_1 \langle \cos(120^\circ), \sin(120^\circ) \rangle$$

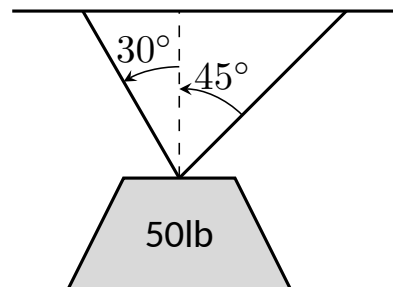
$$\vec{F}_2 = m_2 \langle \cos(45^\circ), \sin(45^\circ) \rangle$$

**Direction and the zero vector.**  $\vec{0}$  is directionless; because  $\|\vec{0}\| = 0$ , there is no unit vector in the “direction” of  $\vec{0}$ .

Some texts define two vectors as being parallel if one is a scalar multiple of the other. By this definition,  $\vec{0}$  is parallel to all vectors as  $\vec{0} = 0\vec{v}$  for all  $\vec{v}$ .

We define what it means for two vectors to be perpendicular in [Definition 12.3.14](#), which is written to exclude  $\vec{0}$ . It could be written to include  $\vec{0}$ ; by such a definition,  $\vec{0}$  is perpendicular to all vectors. While counter-intuitive, it is mathematically sound to allow  $\vec{0}$  to be both parallel and perpendicular to all vectors.

We prefer the given definition of parallel as it is grounded in the fact that unit vectors provide direction information. One may adopt the convention that  $\vec{0}$  is parallel to all vectors if they desire. (See also the [aside](#) in [Section 12.4](#).)



**Figure 12.2.27** A diagram of a weight hanging from 2 chains in [Example 12.2.26](#)

As the weight is not moving, we know the sum of the forces is  $\vec{0}$ . This gives:

$$\begin{aligned}\vec{F} + \vec{F}_1 + \vec{F}_2 &= \vec{0} \\ \langle 0, -50 \rangle + m_1 \langle \cos(120^\circ), \sin(120^\circ) \rangle + m_2 \langle \cos(45^\circ), \sin(45^\circ) \rangle &= \vec{0}\end{aligned}$$

The sum of the entries in the first component is 0, and the sum of the entries in the second component is also 0. This leads us to the following two equations:

$$\begin{aligned}m_1 \cos(120^\circ) + m_2 \cos(45^\circ) &= 0 \\ m_1 \sin(120^\circ) + m_2 \sin(45^\circ) &= 50\end{aligned}$$

This is a simple 2-equation, 2-unknown system of linear equations. We leave it to the reader to verify that the solution is

$$m_1 = 50(\sqrt{3} - 1) \approx 36.6; \quad m_2 = \frac{50\sqrt{2}}{1 + \sqrt{3}} \approx 25.88.$$

It might seem odd that the sum of the forces applied to the chains is more than 50lb. We leave it to a physics class to discuss the full details, but offer this short explanation. Our equations were established so that the *vertical* components of each force sums to 50lb, thus supporting the weight. Since the chains are at an angle, they also pull against each other, creating an “additional” horizontal force while holding the weight in place.

Unit vectors were very important in the previous calculation; they allowed us to define a vector in the proper direction but with an unknown magnitude. Our computations were then computed component-wise. Because such calculations are often necessary, the *standard unit vectors* can be useful.

#### Definition 12.2.29 Standard Unit Vectors.

1. In  $\mathbb{R}^2$ , the standard unit vectors are

$$\vec{i} = \langle 1, 0 \rangle \text{ and } \vec{j} = \langle 0, 1 \rangle.$$

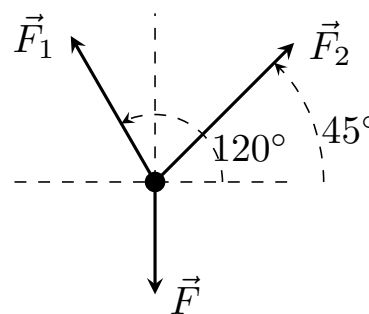
2. In  $\mathbb{R}^3$ , the standard unit vectors are

$$\vec{i} = \langle 1, 0, 0 \rangle \text{ and } \vec{j} = \langle 0, 1, 0 \rangle \text{ and } \vec{k} = \langle 0, 0, 1 \rangle.$$

#### Example 12.2.30 Using standard unit vectors.

1. Rewrite  $\vec{v} = \langle 2, -3 \rangle$  using the standard unit vectors.
2. Rewrite  $\vec{w} = 4\vec{i} - 5\vec{j} + 2\vec{k}$  in component form.

**Solution.**



**Figure 12.2.28** A diagram of the force vectors from [Example 12.2.26](#)

Video solution



[youtu.be/watch?v=XxSQU4Nvig](https://youtu.be/watch?v=XxSQU4Nvig)

$$\begin{aligned}
 \vec{v} &= \langle 2, -3 \rangle \\
 &= \langle 2, 0 \rangle + \langle 0, -3 \rangle \\
 1. \quad &= 2 \langle 1, 0 \rangle - 3 \langle 0, 1 \rangle \\
 &= 2\vec{i} - 3\vec{j} \\
 \vec{w} &= 4\vec{i} - 5\vec{j} + 2\vec{k} \\
 2. \quad &= \langle 4, 0, 0 \rangle + \langle 0, -5, 0 \rangle + \langle 0, 0, 2 \rangle \\
 &= \langle 4, -5, 2 \rangle
 \end{aligned}$$

These two examples demonstrate that converting between component form and the standard unit vectors is rather straightforward. Many mathematicians prefer component form, and it is the preferred notation in this text. Many engineers prefer using the standard unit vectors, and many engineering text use that notation.

### Example 12.2.31 Finding Component Force.

A weight of 25lb is suspended from a chain of length 2ft while a wind pushes the weight to the right with constant force of 5lb as shown in Figure 12.2.32. What angle will the chain make with the vertical as a result of the wind's pushing? How much higher will the weight be?

**Solution.** The force of the wind is represented by the vector  $\vec{F}_w = 5\vec{i}$ . The force of gravity on the weight is represented by  $\vec{F}_g = -25\vec{j}$ . The direction and magnitude of the vector representing the force on the chain are both unknown. We represent this force with

$$\vec{F}_c = m \langle \cos(\varphi), \sin(\varphi) \rangle = m \cos(\varphi) \vec{i} + m \sin(\varphi) \vec{j}$$

for some magnitude  $m$  and some angle with the horizontal  $\varphi$ . (Note:  $\theta$  is the angle the chain makes with the vertical;  $\varphi$  is the angle with the horizontal.)

As the weight is at equilibrium, the sum of the forces is  $\vec{0}$ :

$$\begin{aligned}
 \vec{F}_c + \vec{F}_w + \vec{F}_g &= \vec{0} \\
 m \cos(\varphi) \vec{i} + m \sin(\varphi) \vec{j} + 5\vec{i} - 25\vec{j} &= \vec{0}
 \end{aligned}$$

Thus the sum of the  $\vec{i}$  and  $\vec{j}$  components are 0, leading us to the following system of equations:

$$\begin{aligned}
 5 + m \cos \varphi &= 0 \\
 -25 + m \sin \varphi &= 0
 \end{aligned} \tag{12.2.1}$$

This is enough to determine  $\vec{F}_c$  already, as we know  $m \cos(\varphi) = -5$  and  $m \sin(\varphi) = 25$ . Thus  $\vec{F}_c = \langle -5, 25 \rangle$ . We can use this to find the magnitude  $m$ :

$$m = \sqrt{(-5)^2 + 25^2} = 5\sqrt{26} \approx 25.5 \text{ lb.}$$

We can then use either equality from Equation (12.2.1) to solve for  $\varphi$ . We choose the first equality as using arccosine will return an angle in the 2nd quadrant:

$$5 + 5\sqrt{26} \cos(\varphi) = 0 \Rightarrow \varphi = \cos^{-1} \left( \frac{-5}{5\sqrt{26}} \right) \approx 1.7682 \approx 101.31^\circ.$$

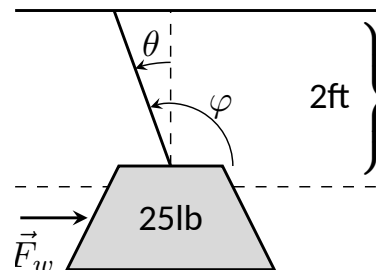


Figure 12.2.32 A figure of a weight being pushed by the wind in Example 12.2.31

Subtracting  $90^\circ$  from this angle gives us an angle of  $11.31^\circ$  with the vertical.

We can now use trigonometry to find out how high the weight is lifted.

The diagram shows that a right triangle is formed with the 2ft chain as the hypotenuse with an interior angle of  $11.31^\circ$ . The length of the adjacent side (in the diagram, the dashed vertical line) is  $2 \cos(11.31^\circ) \approx 1.96\text{ft}$ . Thus the weight is lifted by about 0.04ft, almost 1/2in.

The algebra we have applied to vectors is already demonstrating itself to be very useful. There are two more fundamental operations we can perform with vectors, the *dot product* and the *cross product*. The next two sections explore each in turn.



## 12.2.1 Exercises

## Terms and Concepts

1. Name two different things that cannot be described with just one number, but rather need 2 or more numbers to fully describe them.
2. What is the difference between  $(1, 2)$  and  $\langle 1, 2 \rangle$ ?
3. What is a unit vector?
4. Unit vectors can be thought of as conveying what type of information?
5. What does it mean for two vectors to be parallel?
6. What effect does multiplying a vector by  $-2$  have?

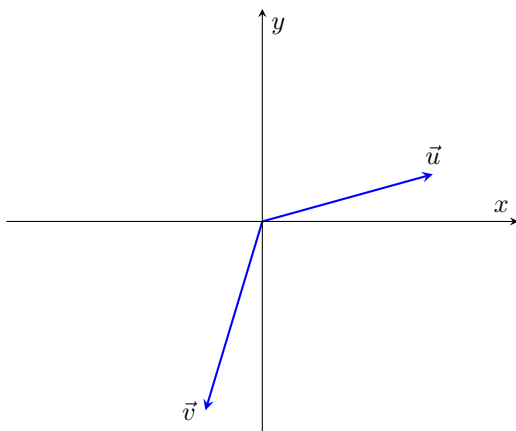
## Problems

**Exercise Group.** In the following exercises, points  $P$  and  $Q$  are given. Write the vector  $\overrightarrow{PQ}$  in component form and using the standard unit vectors.

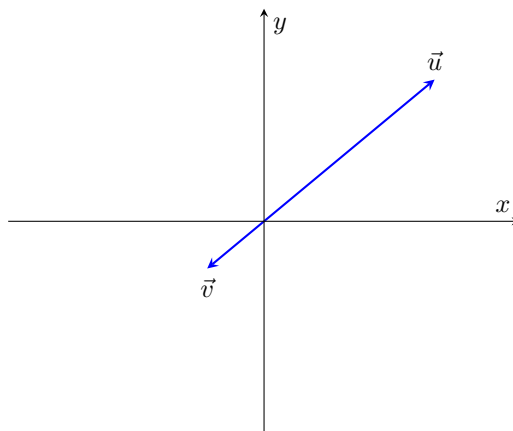
7. If  $P = (2, -1)$  and  $Q = (3, 5)$ , write the vector  $\overrightarrow{PQ}$ :
  - (a) in component form.
  - (b) using the standard unit vectors.
8. If  $P = (3, 2)$  and  $Q = (7, -2)$ , write the vector  $\overrightarrow{PQ}$ :
  - (a) in component form.
  - (b) using the standard unit vectors.
9. If  $P = (0, 3, -1)$  and  $Q = (6, 2, 5)$ , write the vector  $\overrightarrow{PQ}$ :
  - (a) in component form.
  - (b) using the standard unit vectors.
10. If  $P = (2, 1, 2)$  and  $Q = (4, 3, 2)$ , write the vector  $\overrightarrow{PQ}$ :
  - (a) in component form.
  - (b) using the standard unit vectors.
11. Let  $\vec{u} = \langle 1, -2 \rangle$  and  $\vec{v} = \langle 1, 1 \rangle$ .
  - (a) Find  $\vec{u} + \vec{v}$ ,  $\vec{u} - \vec{v}$ ,  $2\vec{u} - 3\vec{v}$ .
  - (b) Sketch the above vectors on the same axes, along with  $\vec{u}$  and  $\vec{v}$ .
  - (c) Find  $\vec{x}$  where  $\vec{u} + \vec{x} = 2\vec{v} - \vec{x}$ .
12. Let  $\vec{u} = \langle 1, 1, -1 \rangle$  and  $\vec{v} = \langle 2, 1, 2 \rangle$ .
  - (a) Find  $\vec{u} + \vec{v}$ ,  $\vec{u} - \vec{v}$ ,  $\pi\vec{u} - \sqrt{2}\vec{v}$ .
  - (b) Sketch the above vectors on the same axes, along with  $\vec{u}$  and  $\vec{v}$ .
  - (c) Find  $\vec{x}$  where  $\vec{u} + \vec{x} = \vec{v} + 2\vec{x}$ .

**Exercise Group.** In the following exercises, sketch  $\vec{u}$ ,  $\vec{v}$ ,  $\vec{u} + \vec{v}$  and  $\vec{u} - \vec{v}$  on the same axes.

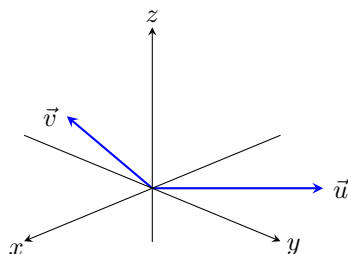
13.



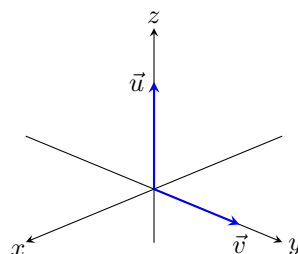
14.



15.



16.



**Exercise Group.** In the following exercises, find  $\|\vec{u}\|$ ,  $\|\vec{v}\|$ ,  $\|\vec{u} + \vec{v}\|$  and  $\|\vec{u} - \vec{v}\|$ .

17.  $\vec{u} = \langle 2, 1 \rangle$ ,  $\vec{v} = \langle 3, -2 \rangle$ .

18.  $\vec{u} = \langle -3, 2, 2 \rangle$ ,  $\vec{v} = \langle 1, -1, 1 \rangle$ .

19.  $\vec{u} = \langle 1, 2 \rangle$ ,  $\vec{v} = \langle -3, -6 \rangle$ .

20.  $\vec{u} = \langle 2, -3, 6 \rangle$ ,  $\vec{v} = \langle 10, -15, 30 \rangle$ .

21. Under what conditions is  $\|\vec{u}\| + \|\vec{v}\| = \|\vec{u} + \vec{v}\|$ ?

**Exercise Group.** In the following exercises, find the unit vector  $\vec{u}$  in the direction of  $\vec{v}$ .

22. Find the unit vector  $\vec{u}$  in the direction of  $\vec{v} = \langle 3, 7 \rangle$ .

23. Find the unit vector  $\vec{u}$  in the direction of  $\vec{v} = \langle 6, 8 \rangle$ .

24. Find the unit vector  $\vec{u}$  in the direction of  $\vec{v} = \langle 1, -2, 2 \rangle$ .

25. Find the unit vector  $\vec{u}$  in the direction of  $\vec{v} = \langle 2, -2, 2 \rangle$ .

26. Find the unit vector in the first quadrant of  $\mathbb{R}^2$  that makes a  $50^\circ$  angle with the  $x$ -axis.

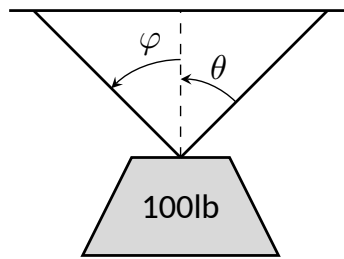
27. Find the unit vector in the second quadrant of  $\mathbb{R}^2$  that makes a  $30^\circ$  angle with the  $y$ -axis.

28. Verify, from [Key Idea 12.2.25](#), that

$$\vec{u} = \langle \sin(\theta) \cos(\varphi), \sin(\theta) \sin(\varphi), \cos(\theta) \rangle$$

is a unit vector for all angles  $\theta$  and  $\varphi$ .

**Exercise Group.** A weight of 100lb is suspended from two chains, making angles with the vertical of  $\theta$  and  $\varphi$  as shown in the figure below.



In the following exercises, the angles  $\theta$  and  $\varphi$  are given. Find the magnitude of the force applied to each chain.

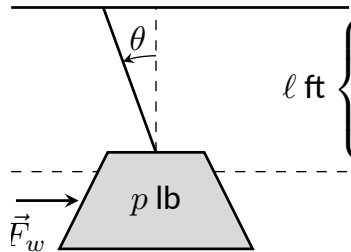
29.  $\theta = 30^\circ, \varphi = 30^\circ$

30.  $\theta = 60^\circ, \varphi = 60^\circ$

31.  $\theta = 20^\circ, \varphi = 15^\circ$

32.  $\theta = 0^\circ, \varphi = 0^\circ$

**Exercise Group.** A weight of  $p$  lb is suspended from a chain of length  $\ell$  while a constant force of  $\vec{F}_w$  pushes the weight to the right, making an angle of  $\theta$  with the vertical, as shown in the figure below.



In the following exercises, a force  $\vec{F}_w$  and length  $\ell$  are given. Find the angle  $\theta$  and the height the weight is lifted as it moves to the right.

33.  $\vec{F}_w = 1\text{ lb}, \ell = 1\text{ ft}, p = 1\text{ lb}$

34.  $\vec{F}_w = 1\text{ lb}, \ell = 1\text{ ft}, p = 10\text{ lb}$

35.  $\vec{F}_w = 1\text{ lb}, \ell = 10\text{ ft}, p = 1\text{ lb}$

36.  $\vec{F}_w = 10\text{ lb}, \ell = 10\text{ ft}, p = 1\text{ lb}$

## 12.3 The Dot Product

The previous section introduced vectors and described how to add them together and how to multiply them by scalars. This section introduces a multiplication on vectors called the *dot product*.

### Definition 12.3.2 Dot Product.

1. Let  $\vec{u} = \langle u_1, u_2 \rangle$  and  $\vec{v} = \langle v_1, v_2 \rangle$  in  $\mathbb{R}^2$ . The *dot product* of  $\vec{u}$  and  $\vec{v}$ , denoted  $\vec{u} \cdot \vec{v}$ , is

$$\vec{u} \cdot \vec{v} = u_1 v_1 + u_2 v_2.$$

2. Let  $\vec{u} = \langle u_1, u_2, u_3 \rangle$  and  $\vec{v} = \langle v_1, v_2, v_3 \rangle$  in  $\mathbb{R}^3$ . The *dot product* of  $\vec{u}$  and  $\vec{v}$ , denoted  $\vec{u} \cdot \vec{v}$ , is

$$\vec{u} \cdot \vec{v} = u_1 v_1 + u_2 v_2 + u_3 v_3.$$

Note how this product of vectors returns a *scalar*, not another vector. We practice evaluating a dot product in the following example, then we will discuss why this product is useful.

### Example 12.3.3 Evaluating dot products.

1. Let  $\vec{u} = \langle 1, 2 \rangle$ ,  $\vec{v} = \langle 3, -1 \rangle$  in  $\mathbb{R}^2$ . Find  $\vec{u} \cdot \vec{v}$ .
2. Let  $\vec{x} = \langle 2, -2, 5 \rangle$  and  $\vec{y} = \langle -1, 0, 3 \rangle$  in  $\mathbb{R}^3$ . Find  $\vec{x} \cdot \vec{y}$ .

### Solution.

1. Using Definition 12.3.2, we have

$$\vec{u} \cdot \vec{v} = 1(3) + 2(-1) = 1.$$

2. Using the definition, we have

$$\vec{x} \cdot \vec{y} = 2(-1) - 2(0) + 5(3) = 13.$$

The dot product, as shown by the preceding example, is very simple to evaluate. It is only the sum of products. While the definition gives no hint as to why we would care about this operation, there is an amazing connection between the dot product and angles formed by the vectors. Before stating this connection, we give a theorem stating some of the properties of the dot product.

### Theorem 12.3.4 Properties of the Dot Product.

Let  $\vec{u}$ ,  $\vec{v}$  and  $\vec{w}$  be vectors in  $\mathbb{R}^2$  or  $\mathbb{R}^3$  and let  $c$  be a scalar.

1.  $\vec{u} \cdot \vec{v} = \vec{v} \cdot \vec{u}$  {Commutative Property}
2.  $\vec{u} \cdot (\vec{v} + \vec{w}) = \vec{u} \cdot \vec{v} + \vec{u} \cdot \vec{w}$  {Distributive Property}
3.  $c(\vec{u} \cdot \vec{v}) = (c\vec{u}) \cdot \vec{v} = \vec{u} \cdot (c\vec{v})$
4.  $\vec{0} \cdot \vec{v} = 0$
5.  $\vec{v} \cdot \vec{v} = \|\vec{v}\|^2$



[youtu.be/watch?v=l996h2jxUhw](https://youtu.be/watch?v=l996h2jxUhw)

Figure 12.3.1 Video introduction to Section 12.3

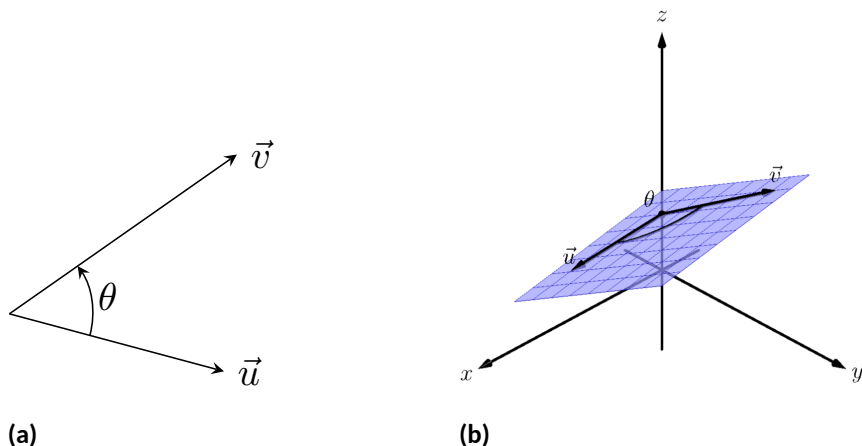
Video solution



[youtu.be/watch?v=NXZz\\_TGvFZ0](https://youtu.be/watch?v=NXZz_TGvFZ0)

The last statement of the theorem makes a handy connection between the magnitude of a vector and the dot product with itself. Our definition and theorem give properties of the dot product, but we are still likely wondering “What does the dot product *mean*?” It is helpful to understand that the dot product of a vector with itself is connected to its magnitude.

The next theorem extends this understanding by connecting the dot product to magnitudes and angles. Given vectors  $\vec{u}$  and  $\vec{v}$  in the plane, an angle  $\theta$  is clearly formed when  $\vec{u}$  and  $\vec{v}$  are drawn with the same initial point as illustrated in Figure 12.3.6(a). (We always take  $\theta$  to be the angle in  $[0, \pi]$  as two angles are actually created.)



**Figure 12.3.6** Illustrating the angle formed by two vectors with the same initial point

The same is also true of 2 vectors in space: given  $\vec{u}$  and  $\vec{v}$  in  $\mathbb{R}^3$  with the same initial point, there is a plane that contains both  $\vec{u}$  and  $\vec{v}$ . (When  $\vec{u}$  and  $\vec{v}$  are co-linear, there are infinitely many planes that contain both vectors.) In that plane, we can again find an angle  $\theta$  between them (and again,  $0 \leq \theta \leq \pi$ ). This is illustrated in Figure 12.3.6(b).

The following theorem connects this angle  $\theta$  to the dot product of  $\vec{u}$  and  $\vec{v}$ .

**Theorem 12.3.7 The Dot Product and Angles.**

Let  $\vec{u}$  and  $\vec{v}$  be nonzero vectors in  $\mathbb{R}^2$  or  $\mathbb{R}^3$ . Then

$$\vec{u} \cdot \vec{v} = \|\vec{u}\| \|\vec{v}\| \cos(\theta),$$

where  $\theta$ ,  $0 \leq \theta \leq \pi$ , is the angle between  $\vec{u}$  and  $\vec{v}$ .

Using Theorem 12.3.4, we can rewrite this theorem as

$$\frac{\vec{u}}{\|\vec{u}\|} \cdot \frac{\vec{v}}{\|\vec{v}\|} = \cos(\theta).$$

Note how on the left hand side of the equation, we are computing the dot product of two unit vectors. Recalling that unit vectors essentially only provide direction information, we can informally restate Theorem 12.3.7 as saying “The dot product of two directions gives the cosine of the angle between them.”

When  $\theta$  is an acute angle (i.e.,  $0 \leq \theta < \pi/2$ ),  $\cos(\theta)$  is positive; when  $\theta = \pi/2$ ,  $\cos(\theta) = 0$ ; when  $\theta$  is an obtuse angle ( $\pi/2 < \theta \leq \pi$ ),  $\cos(\theta)$  is negative. Thus the sign of the dot product gives a general indication of the angle between the vectors, illustrated in Figure 12.3.9.



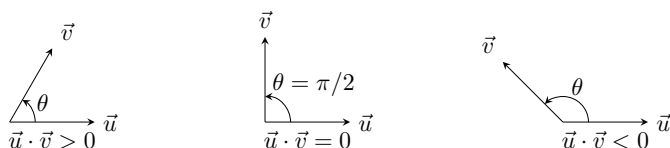
[youtu.be/watch?v=7mZ-eK8fBck](https://youtu.be/watch?v=7mZ-eK8fBck)

**Figure 12.3.5** Video presentation of Theorem 12.3.4



[youtu.be/watch?v=d8mzoznYsJo](https://youtu.be/watch?v=d8mzoznYsJo)

**Figure 12.3.8** Video presentation of Theorem 12.3.7



**Figure 12.3.9** Illustrating the relationship between the angle between vectors and the sign of their dot product

We can use [Theorem 12.3.7](#) to compute the dot product, but generally this theorem is used to find the angle between known vectors (since the dot product is generally easy to compute). To this end, we rewrite the theorem's equation as

$$\cos(\theta) = \frac{\vec{u} \cdot \vec{v}}{\|\vec{u}\| \|\vec{v}\|} \Leftrightarrow \theta = \cos^{-1} \left( \frac{\vec{u} \cdot \vec{v}}{\|\vec{u}\| \|\vec{v}\|} \right).$$

We practice using this theorem in the following example.

**Example 12.3.10** Using the dot product to find angles.

Let  $\vec{u} = \langle 3, 1 \rangle$ ,  $\vec{v} = \langle -2, 6 \rangle$  and  $\vec{w} = \langle -4, 3 \rangle$ , as shown in [Figure 12.3.11](#). Find the angles  $\alpha$ ,  $\beta$  and  $\theta$ .

**Solution.** We start by computing the magnitude of each vector.

$$\|\vec{u}\| = \sqrt{10}; \|\vec{v}\| = 2\sqrt{10}; \|\vec{w}\| = 5.$$

We now apply [Theorem 12.3.7](#) to find the angles.

$$\begin{aligned} \alpha &= \cos^{-1} \left( \frac{\vec{u} \cdot \vec{v}}{(\sqrt{10})(2\sqrt{10})} \right) \\ &= \cos^{-1}(0) = \frac{\pi}{2} = 90^\circ. \end{aligned}$$

$$\begin{aligned} \beta &= \cos^{-1} \left( \frac{\vec{v} \cdot \vec{w}}{(2\sqrt{10})(5)} \right) \\ &= \cos^{-1} \left( \frac{26}{10\sqrt{10}} \right) \\ &\approx 0.6055 \approx 34.7^\circ. \end{aligned}$$

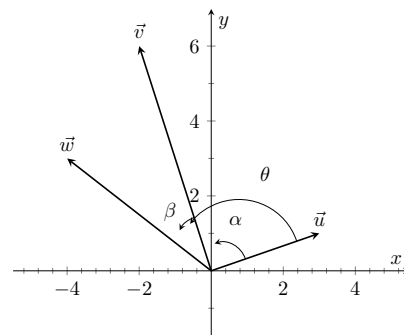
$$\begin{aligned} \theta &= \cos^{-1} \left( \frac{\vec{u} \cdot \vec{w}}{(\sqrt{10})(5)} \right) \\ &= \cos^{-1} \left( \frac{-9}{5\sqrt{10}} \right) \\ &\approx 2.1763 \approx 124.7^\circ \end{aligned}$$

We see from our computation that  $\alpha + \beta = \theta$ , as indicated by [Figure 12.3.11](#). While we knew this should be the case, it is nice to see that this non-intuitive formula indeed returns the results we expected.

We do a similar example next in the context of vectors in space.

**Example 12.3.12** Using the dot product to find angles.

Let  $\vec{u} = \langle 1, 1, 1 \rangle$ ,  $\vec{v} = \langle -1, 3, -2 \rangle$  and  $\vec{w} = \langle -5, 1, 4 \rangle$ , as illustrated in [Figure 12.3.13](#). Find the angle between each pair of vectors.



**Figure 12.3.11** Vectors used in [Example 12.3.10](#)

Video solution



[youtu.be/watch?v=7bkKYObUxFo](https://youtu.be/watch?v=7bkKYObUxFo)

**Solution.**

1. Between
- $\vec{u}$
- and
- $\vec{v}$
- :

$$\begin{aligned}\theta &= \cos^{-1} \left( \frac{\vec{u} \cdot \vec{v}}{\|\vec{u}\| \|\vec{v}\|} \right) \\ &= \cos^{-1} \left( \frac{0}{\sqrt{3}\sqrt{14}} \right) \\ &= \frac{\pi}{2}.\end{aligned}$$

2. Between
- $\vec{u}$
- and
- $\vec{w}$
- :

$$\begin{aligned}\theta &= \cos^{-1} \left( \frac{\vec{u} \cdot \vec{w}}{\|\vec{u}\| \|\vec{w}\|} \right) \\ &= \cos^{-1} \left( \frac{0}{\sqrt{3}\sqrt{42}} \right) \\ &= \frac{\pi}{2}.\end{aligned}$$

3. Between
- $\vec{v}$
- and
- $\vec{w}$
- :

$$\begin{aligned}\theta &= \cos^{-1} \left( \frac{\vec{v} \cdot \vec{w}}{\|\vec{v}\| \|\vec{w}\|} \right) \\ &= \cos^{-1} \left( \frac{0}{\sqrt{14}\sqrt{42}} \right) \\ &= \frac{\pi}{2}.\end{aligned}$$

While our work shows that each angle is  $\pi/2$ , i.e.,  $90^\circ$ , none of these angles looks to be a right angle in [Figure 12.3.13](#). Such is the case when drawing three-dimensional objects on the page.

All three angles between these vectors was  $\pi/2$ , or  $90^\circ$ . We know from geometry and everyday life that  $90^\circ$  angles are “nice” for a variety of reasons, so it should seem significant that these angles are all  $\pi/2$ . Notice the common feature in each calculation (and also the calculation of  $\alpha$  in [Example 12.3.10](#)): the dot products of each pair of angles was 0. We use this as a basis for a definition of the term *orthogonal*, which is essentially synonymous to *perpendicular*.

**Definition 12.3.14 Orthogonal.**

Nonzero vectors  $\vec{u}$  and  $\vec{v}$  are **orthogonal** if their dot product is 0.

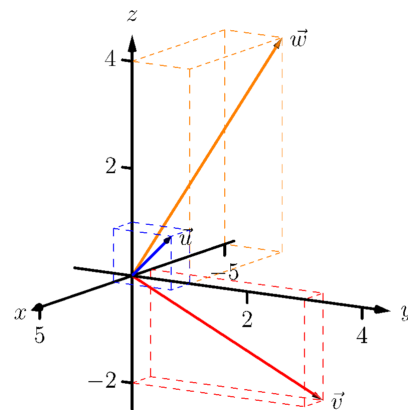
**Example 12.3.15 Finding orthogonal vectors.**

Let  $\vec{u} = \langle 3, 5 \rangle$  and  $\vec{v} = \langle 1, 2, 3 \rangle$ .

1. Find two vectors in  $\mathbb{R}^2$  that are orthogonal to  $\vec{u}$ .
2. Find two non-parallel vectors in  $\mathbb{R}^3$  that are orthogonal to  $\vec{v}$ .

**Solution.**

1. Recall that a line perpendicular to a line with slope  $m$  has slope



**Figure 12.3.13** Vectors used in [Example 12.3.12](#)

The term *perpendicular* originally referred to lines. As mathematics progressed, the concept of “being at right angles to” was applied to other objects, such as vectors and planes, and the term *orthogonal* was introduced. It is especially used when discussing objects that are hard, or impossible, to visualize: two vectors in 5-dimensional space are orthogonal if their dot product is 0. It is not wrong to say they are *perpendicular*, but common convention gives preference to the word *orthogonal*.

$-1/m$ , the “opposite reciprocal slope.” We can think of the slope of  $\vec{u}$  as  $5/3$ , its “rise over run.” A vector orthogonal to  $\vec{u}$  will have slope  $-3/5$ . There are many such choices, though all parallel:

$$\langle -5, 3 \rangle \text{ or } \langle 5, -3 \rangle \text{ or } \langle -10, 6 \rangle \text{ or } \langle 15, -9 \rangle, \text{ etc.}$$

2. There are infinitely many directions in space orthogonal to any given direction, so there are an infinite number of non-parallel vectors orthogonal to  $\vec{v}$ . Since there are so many, we have great leeway in finding some. One way is to arbitrarily pick values for the first two components, leaving the third unknown. For instance, let  $\vec{v}_1 = \langle 2, 7, z \rangle$ . If  $\vec{v}_1$  is to be orthogonal to  $\vec{v}$ , then  $\vec{v}_1 \cdot \vec{v} = 0$ , so

$$2 + 14 + 3z = 0 \Rightarrow z = \frac{-16}{3}.$$

So  $\vec{v}_1 = \langle 2, 7, -16/3 \rangle$  is orthogonal to  $\vec{v}$ . We can apply a similar technique by leaving the first or second component unknown. Another method of finding a vector orthogonal to  $\vec{v}$  mirrors what we did in part 1. Let  $\vec{v}_2 = \langle -2, 1, 0 \rangle$ . Here we switched the first two components of  $\vec{v}$ , changing the sign of one of them (similar to the “opposite reciprocal” concept before). Letting the third component be 0 effectively ignores the third component of  $\vec{v}$ , and it is easy to see that

$$\vec{v}_2 \cdot \vec{v} = \langle -2, 1, 0 \rangle \cdot \langle 1, 2, 3 \rangle = 0.$$

Clearly  $\vec{v}_1$  and  $\vec{v}_2$  are not parallel.

Video solution



[youtu.be/watch?v=eXkGPetJohM](https://youtu.be/watch?v=eXkGPetJohM)

An important construction is illustrated in Figure 12.3.16, where vectors  $\vec{u}$  and  $\vec{v}$  are sketched. In Figure 12.3.16(a), a dotted line is drawn from the tip of  $\vec{u}$  to the line containing  $\vec{v}$ , where the dotted line is orthogonal to  $\vec{v}$ . In Figure 12.3.16(b), the dotted line is replaced with the vector  $\vec{z}$  and  $\vec{w}$  is formed, parallel to  $\vec{v}$ . It is clear by the diagram that  $\vec{u} = \vec{w} + \vec{z}$ . What is important about this construction is this:  $\vec{u}$  is *decomposed* as the sum of two vectors, one of which is parallel to  $\vec{v}$  and one that is perpendicular to  $\vec{v}$ . It is hard to overstate the importance of this construction (as we’ll see in upcoming examples).

The vectors  $\vec{w}$ ,  $\vec{z}$  and  $\vec{u}$  as shown in Figure 12.3.16(b) form a right triangle, where the angle between  $\vec{v}$  and  $\vec{u}$  is labeled  $\theta$ . We can find  $\vec{w}$  in terms of  $\vec{v}$  and  $\vec{u}$ .

Using trigonometry, we can state that

$$\|\vec{w}\| = \|\vec{u}\| \cos(\theta). \quad (12.3.1)$$

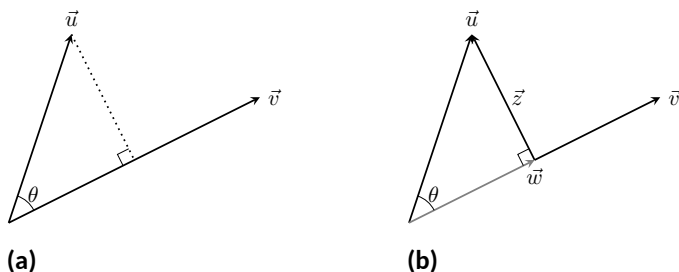


Figure 12.3.16 Developing the construction of the *orthogonal projection*



We also know that  $\vec{w}$  is parallel to  $\vec{v}$ ; that is, the direction of  $\vec{w}$  is the direction of  $\vec{v}$ , described by the unit vector  $\vec{v}/\|\vec{v}\|$ . The vector  $\vec{w}$  is the vector in the direction  $\vec{v}/\|\vec{v}\|$  with magnitude  $\|\vec{u}\| \cos(\theta)$ :

$$\begin{aligned}\vec{w} &= \left( \|\vec{u}\| \cos(\theta) \right) \frac{1}{\|\vec{v}\|} \vec{v} \\ &= \left( \|\vec{u}\| \frac{\vec{u} \cdot \vec{v}}{\|\vec{u}\| \|\vec{v}\|} \right) \frac{1}{\|\vec{v}\|} \vec{v} \quad (\text{Replacing } \cos(\theta) \text{ using Theorem 12.3.7}) \\ &= \frac{\vec{u} \cdot \vec{v}}{\|\vec{v}\|^2} \vec{v} \\ &= \frac{\vec{u} \cdot \vec{v}}{\vec{v} \cdot \vec{v}} \vec{v} \quad (\text{Applying Theorem 12.3.4}).\end{aligned}$$

Since this construction is so important, it is given a special name.

**Definition 12.3.17 Orthogonal Projection.**

Let nonzero vectors  $\vec{u}$  and  $\vec{v}$  be given. The **orthogonal projection** of  $\vec{u}$  onto  $\vec{v}$ , denoted  $\text{proj}_{\vec{v}} \vec{u}$ , is

$$\text{proj}_{\vec{v}} \vec{u} = \frac{\vec{u} \cdot \vec{v}}{\vec{v} \cdot \vec{v}} \vec{v}.$$



[youtu.be/watch?v=h8FnrYGOpMg](https://youtu.be/watch?v=h8FnrYGOpMg)

**Figure 12.3.18** Video presentation of Definition 12.3.17

**Example 12.3.19 Computing the orthogonal projection.**

1. Let  $\vec{u} = \langle -2, 1 \rangle$  and  $\vec{v} = \langle 3, 1 \rangle$ . Find  $\text{proj}_{\vec{v}} \vec{u}$ , and sketch all three vectors with initial points at the origin.
2. Let  $\vec{w} = \langle 2, 1, 3 \rangle$  and  $\vec{x} = \langle 1, 1, 1 \rangle$ . Find  $\text{proj}_{\vec{x}} \vec{w}$ , and sketch all three vectors with initial points at the origin.

**Solution.**

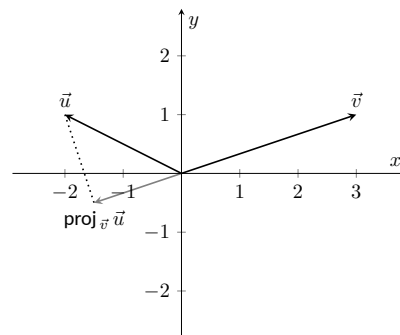
1. Applying Definition 12.3.17, we have

$$\begin{aligned}\text{proj}_{\vec{v}} \vec{u} &= \frac{\vec{u} \cdot \vec{v}}{\vec{v} \cdot \vec{v}} \vec{v} \\ &= \frac{-5}{10} \langle 3, 1 \rangle \\ &= \left\langle -\frac{3}{2}, -\frac{1}{2} \right\rangle.\end{aligned}$$

Vectors  $\vec{u}$ ,  $\vec{v}$  and  $\text{proj}_{\vec{v}} \vec{u}$  are sketched in Figure 12.3.20. Note how the projection is parallel to  $\vec{v}$ ; that is, it lies on the same line through the origin as  $\vec{v}$ , although it points in the opposite direction. That is because the angle between  $\vec{u}$  and  $\vec{v}$  is obtuse (i.e., greater than  $90^\circ$ ).

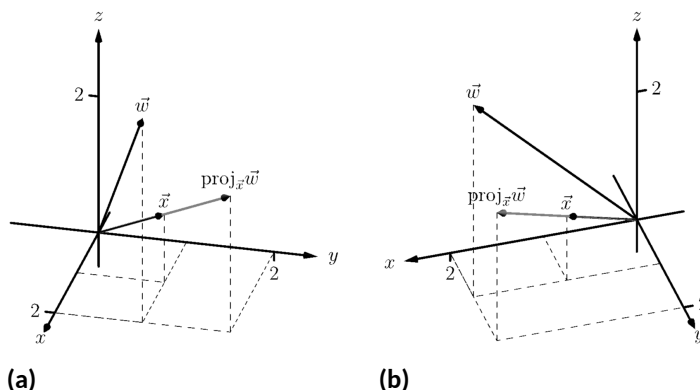
2. Apply the definition:

$$\begin{aligned}\text{proj}_{\vec{x}} \vec{w} &= \frac{\vec{w} \cdot \vec{x}}{\vec{x} \cdot \vec{x}} \vec{x} \\ &= \frac{6}{3} \langle 1, 1, 1 \rangle \\ &= \langle 2, 2, 2 \rangle.\end{aligned}$$



**Figure 12.3.20** Sketching the three vectors in Part 1 of Example 12.3.19

These vectors are sketched in Figure 12.3.21(a), and again in Figure 12.3.21(b) from a different perspective. Because of the nature of graphing these vectors, the sketch in Figure 12.3.21(a) makes it difficult to recognize that the drawn projection has the geometric properties it should. The graph shown in Figure 12.3.21(b) illustrates these properties better.



**Figure 12.3.21** Sketching the three vectors in Part 2 of Example 12.3.19

Video solution



[youtu.be/watch?v=Pcd-bORHB7o](https://youtu.be/watch?v=Pcd-bORHB7o)

We can use the properties of the dot product found in Theorem 12.3.4 to rearrange the formula found in Definition 12.3.17:

$$\begin{aligned}\text{proj}_{\vec{v}} \vec{u} &= \frac{\vec{u} \cdot \vec{v}}{\vec{v} \cdot \vec{v}} \vec{v} \\ &= \frac{\vec{u} \cdot \vec{v}}{\|\vec{v}\|^2} \vec{v} \\ &= \left( \vec{u} \cdot \frac{\vec{v}}{\|\vec{v}\|} \right) \frac{\vec{v}}{\|\vec{v}\|}.\end{aligned}$$

The above formula shows that the orthogonal projection of  $\vec{u}$  onto  $\vec{v}$  is only concerned with the *direction* of  $\vec{v}$ , as both instances of  $\vec{v}$  in the formula come in the form  $\vec{v}/\|\vec{v}\|$ , the unit vector in the direction of  $\vec{v}$ .

A special case of orthogonal projection occurs when  $\vec{v}$  is a unit vector. In this situation, the formula for the orthogonal projection of a vector  $\vec{u}$  onto  $\vec{v}$  reduces to just  $\text{proj}_{\vec{v}} \vec{u} = (\vec{u} \cdot \vec{v})\vec{v}$ , as  $\vec{v} \cdot \vec{v} = 1$ .

This gives us a new understanding of the dot product. When  $\vec{v}$  is a unit vector, essentially providing only direction information, the dot product of  $\vec{u}$  and  $\vec{v}$  gives “how much of  $\vec{u}$  is in the direction of  $\vec{v}$ .” This use of the dot product will be very useful in future sections.

Now consider Figure 12.3.22 where the concept of the orthogonal projection is again illustrated. It is clear that

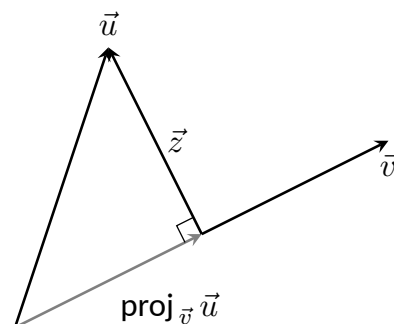
$$\vec{u} = \text{proj}_{\vec{v}} \vec{u} + \vec{z}. \quad (12.3.2)$$

As we know what  $\vec{u}$  and  $\text{proj}_{\vec{v}} \vec{u}$  are, we can solve for  $\vec{z}$  and state that

$$\vec{z} = \vec{u} - \text{proj}_{\vec{v}} \vec{u}.$$

This leads us to rewrite Equation (12.3.2) in a seemingly silly way:

$$\vec{u} = \text{proj}_{\vec{v}} \vec{u} + (\vec{u} - \text{proj}_{\vec{v}} \vec{u}).$$



**Figure 12.3.22** Illustrating the orthogonal projection

This is not nonsense, as pointed out in the following Key Idea. (Notation note: the expression “ $\parallel \vec{y}$ ” means “is parallel to  $\vec{y}$ .” We can use this notation to state “ $\vec{x} \parallel \vec{y}$ ” which means “ $\vec{x}$  is parallel to  $\vec{y}$ .” The expression “ $\perp \vec{y}$ ” means “is orthogonal to  $\vec{y}$ ,” and is used similarly.)

**Key Idea 12.3.23 Orthogonal Decomposition of Vectors.**

Let nonzero vectors  $\vec{u}$  and  $\vec{v}$  be given. Then  $\vec{u}$  can be written as the sum of two vectors, one of which is parallel to  $\vec{v}$ , and one of which is orthogonal to  $\vec{v}$ :

$$\vec{u} = \underbrace{\text{proj}_{\vec{v}} \vec{u}}_{\parallel \vec{v}} + \underbrace{(\vec{u} - \text{proj}_{\vec{v}} \vec{u})}_{\perp \vec{v}}.$$

We illustrate the use of this equality in the following example.

**Example 12.3.24 Orthogonal decomposition of vectors.**

1. Let  $\vec{u} = \langle -2, 1 \rangle$  and  $\vec{v} = \langle 3, 1 \rangle$  as in [Example 12.3.19](#). Decompose  $\vec{u}$  as the sum of a vector parallel to  $\vec{v}$  and a vector orthogonal to  $\vec{v}$ .
2. Let  $\vec{w} = \langle 2, 1, 3 \rangle$  and  $\vec{x} = \langle 1, 1, 1 \rangle$  as in [Example 12.3.19](#). Decompose  $\vec{w}$  as the sum of a vector parallel to  $\vec{x}$  and a vector orthogonal to  $\vec{x}$ .

**Solution.**

1. In [Example 12.3.19](#), we found that  $\text{proj}_{\vec{v}} \vec{u} = \langle -1.5, -0.5 \rangle$ . Let

$$\vec{z} = \vec{u} - \text{proj}_{\vec{v}} \vec{u} = \langle -2, 1 \rangle - \langle -1.5, -0.5 \rangle = \langle -0.5, 1.5 \rangle.$$

Is  $\vec{z}$  orthogonal to  $\vec{v}$ ? (i.e., is  $\vec{z} \perp \vec{v}$ ?) We check for orthogonality with the dot product:

$$\vec{z} \cdot \vec{v} = \langle -0.5, 1.5 \rangle \cdot \langle 3, 1 \rangle = 0.$$

Since the dot product is 0, we know  $\vec{z} \perp \vec{v}$ . Thus:

$$\begin{aligned} \vec{u} &= \text{proj}_{\vec{v}} \vec{u} + (\vec{u} - \text{proj}_{\vec{v}} \vec{u}) \\ \langle -2, 1 \rangle &= \underbrace{\langle -1.5, -0.5 \rangle}_{\parallel \vec{v}} + \underbrace{\langle -0.5, 1.5 \rangle}_{\perp \vec{v}}. \end{aligned}$$

2. We found in [Example 12.3.19](#) that  $\text{proj}_{\vec{x}} \vec{w} = \langle 2, 2, 2 \rangle$ . Applying the Key Idea, we have:

$$\vec{z} = \vec{w} - \text{proj}_{\vec{x}} \vec{w} = \langle 2, 1, 3 \rangle - \langle 2, 2, 2 \rangle = \langle 0, -1, 1 \rangle.$$

We check to see if  $\vec{z} \perp \vec{x}$ :

$$\vec{z} \cdot \vec{x} = \langle 0, -1, 1 \rangle \cdot \langle 1, 1, 1 \rangle = 0.$$

Since the dot product is 0, we know the two vectors are orthogonal. We now write  $\vec{w}$  as the sum of two vectors, one parallel and one orthogonal to  $\vec{x}$ :

$$\begin{aligned} \vec{w} &= \text{proj}_{\vec{x}} \vec{w} + (\vec{w} - \text{proj}_{\vec{x}} \vec{w}) \\ \langle 2, 1, 3 \rangle &= \underbrace{\langle 2, 2, 2 \rangle}_{\parallel \vec{x}} + \underbrace{\langle 0, -1, 1 \rangle}_{\perp \vec{x}} \end{aligned}$$

Video solution

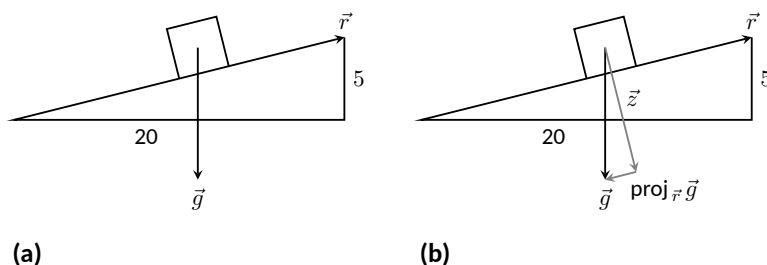


[youtu.be/watch?v=9lxUaj1M4Jk](https://youtu.be/watch?v=9lxUaj1M4Jk)

We give an example of where this decomposition is useful.

**Example 12.3.25 Orthogonally decomposing a force vector.**

Consider Figure 12.3.26(a), showing a box weighing 50lb on a ramp that rises 5ft over a span of 20ft. Find the components of force, and their magnitudes, acting on the box (as sketched in Figure 12.3.26(b)):



**Figure 12.3.26** Sketching the ramp and box in Example 12.3.25. Note: The vectors are not drawn to scale.

1. in the direction of the ramp, and
2. orthogonal to the ramp.

**Solution.** As the ramp rises 5ft over a horizontal distance of 20ft, we can represent the direction of the ramp with the vector  $\vec{r} = \langle 20, 5 \rangle$ . Gravity pulls down with a force of 50lb, which we represent with  $\vec{g} = \langle 0, -50 \rangle$ .

1. To find the force of gravity in the direction of the ramp, we compute  $\text{proj}_{\vec{r}} \vec{g}$ :

$$\begin{aligned} \text{proj}_{\vec{r}} \vec{g} &= \frac{\vec{g} \cdot \vec{r}}{\vec{r} \cdot \vec{r}} \vec{r} \\ &= \frac{-250}{425} \langle 20, 5 \rangle \\ &= \left\langle -\frac{200}{17}, -\frac{50}{17} \right\rangle \approx \langle -11.76, -2.94 \rangle. \end{aligned}$$

The magnitude of  $\text{proj}_{\vec{r}} \vec{g}$  is  $\|\text{proj}_{\vec{r}} \vec{g}\| = 50/\sqrt{17} \approx 12.13$  lb. Though the box weighs 50lb, a force of about 12lb is enough to keep the box from sliding down the ramp.

2. To find the component  $\vec{z}$  of gravity orthogonal to the ramp, we use Key Idea 12.3.23.

$$\begin{aligned} \vec{z} &= \vec{g} - \text{proj}_{\vec{r}} \vec{g} \\ &= \left\langle \frac{200}{17}, -\frac{800}{17} \right\rangle \approx \langle 11.76, -47.06 \rangle. \end{aligned}$$

The magnitude of this force is  $\|\vec{z}\| \approx 48.51$  lb. In physics and engineering, knowing this force is important when computing things like static frictional force. (For instance, we could easily compute if the static frictional force alone was enough to keep the box from sliding down the ramp.)

Video solution



[youtu.be/watch?v=85RquaXgutc](https://youtu.be/watch?v=85RquaXgutc)

### 12.3.1 Application to Work

In physics, the application of a force  $F$  to move an object in a straight line a distance  $d$  produces *work*; the amount of work  $W$  is  $W = Fd$ , (where  $F$  is in the direction of travel). The orthogonal projection allows us to compute work when the force is not in the direction of travel.

Consider Figure 12.3.27, where a force  $\vec{F}$  is being applied to an object moving in the direction of  $\vec{d}$ . (The distance the object travels is the magnitude of  $\vec{d}$ .) The work done is the amount of force in the direction of  $\vec{d}$ ,  $\|\text{proj}_{\vec{d}} \vec{F}\|$ , times  $\|\vec{d}\|$ :

$$\begin{aligned} \|\text{proj}_{\vec{d}} \vec{F}\| \cdot \|\vec{d}\| &= \left\| \frac{\vec{F} \cdot \vec{d}}{\vec{d} \cdot \vec{d}} \vec{d} \right\| \cdot \|\vec{d}\| \\ &= \left| \frac{\vec{F} \cdot \vec{d}}{\|\vec{d}\|^2} \right| \cdot \|\vec{d}\| \cdot \|\vec{d}\| \\ &= \frac{|\vec{F} \cdot \vec{d}|}{\|\vec{d}\|^2} \|\vec{d}\|^2 \\ &= |\vec{F} \cdot \vec{d}|. \end{aligned}$$

The expression  $\vec{F} \cdot \vec{d}$  will be positive if the angle between  $\vec{F}$  and  $\vec{d}$  is acute; when the angle is obtuse (hence  $\vec{F} \cdot \vec{d}$  is negative), the force is causing motion in the opposite direction of  $\vec{d}$ , resulting in “negative work.” We want to capture this sign, so we drop the absolute value and find that  $W = \vec{F} \cdot \vec{d}$ .

#### Definition 12.3.28 Work.

Let  $\vec{F}$  be a constant force that moves an object in a straight line from point  $P$  to point  $Q$ . Let  $\vec{d} = \overrightarrow{PQ}$ . The **work**  $W$  done by  $\vec{F}$  along  $\vec{d}$  is  $W = \vec{F} \cdot \vec{d}$ .

#### Example 12.3.29 Computing work.

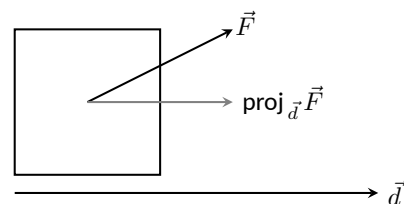
A man slides a box along a ramp that rises 3ft over a distance of 15ft by applying 50lb of force as shown in Figure 12.3.30. Compute the work done.

**Solution.** The figure indicates that the force applied makes a  $30^\circ$  angle with the horizontal, so  $\vec{F} = 50 \langle \cos(30^\circ), \sin(30^\circ) \rangle \approx \langle 43.3, 25 \rangle$ . The ramp is represented by  $\vec{d} = \langle 15, 3 \rangle$ . The work done is simply

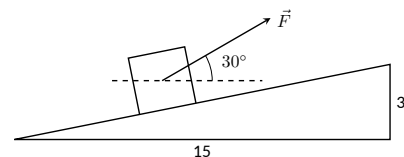
$$\vec{F} \cdot \vec{d} = 50 \langle \cos(30^\circ), \sin(30^\circ) \rangle \cdot \langle 15, 3 \rangle \approx 724.5 \text{ ft}\cdot\text{lb}.$$

Note how we did not actually compute the distance the object traveled, nor the magnitude of the force in the direction of travel; this is all inherently computed by the dot product!

The dot product is a powerful way of evaluating computations that depend on angles without actually using angles. The next section explores another “product” on vectors, the *cross product*. Once again, angles play an important role, though in a much different way.



**Figure 12.3.27** Finding work when the force and direction of travel are given as vectors



**Figure 12.3.30** Computing work when sliding a box up a ramp in Example 12.3.29

## 12.3.2 Exercises

## Terms and Concepts

1. The dot product of two vectors is a \_\_\_\_\_, not a vector.
2. How are the concepts of the dot product and vector magnitude related?
3. How can one quickly tell if the angle between two vectors is acute or obtuse?
4. Give a synonym for “orthogonal.”

## Problems

**Exercise Group.** In the following exercises, find the dot product of the given vectors.

5.  $\vec{u} = \langle 2, -4 \rangle, \vec{v} = \langle 3, 7 \rangle$
6.  $\vec{u} = \langle 5, 3 \rangle, \vec{v} = \langle 6, 1 \rangle$
7.  $\vec{u} = \langle 1, -1, 2 \rangle, \vec{v} = \langle 2, 5, 3 \rangle$
8.  $\vec{u} = \langle 3, 5, -1 \rangle, \vec{v} = \langle 4, -1, 7 \rangle$
9.  $\vec{u} = \langle 1, 1 \rangle, \vec{v} = \langle 1, 2, 3 \rangle$
10.  $\vec{u} = \langle 1, 2, 3 \rangle, \vec{v} = \langle 0, 0, 0 \rangle$
11. Create your own vectors  $\vec{u}, \vec{v}$  and  $\vec{w}$  in  $\mathbb{R}^2$  and show that  $\vec{u} \cdot (\vec{v} + \vec{w}) = \vec{u} \cdot \vec{v} + \vec{u} \cdot \vec{w}$ .
12. Create your own vectors  $\vec{u}$  and  $\vec{v}$  in  $\mathbb{R}^3$  and scalar  $c$  and show that  $c(\vec{u} \cdot \vec{v}) = \vec{u} \cdot (c\vec{v})$ .

**Exercise Group.** In the following exercises, find the measure of the angle between the two vectors in radians.

13.  $\vec{u} = \langle 1, 1 \rangle$  and  $\vec{v} = \langle 1, 2 \rangle$ .
14.  $\vec{u} = \langle -2, 1 \rangle$  and  $\vec{v} = \langle 3, 5 \rangle$ .
15.  $\vec{u} = \langle 8, 1, -4 \rangle$  and  $\vec{v} = \langle 2, 2, 0 \rangle$ .
16.  $\vec{u} = \langle 1, 7, 2 \rangle$  and  $\vec{v} = \langle 4, -2, 5 \rangle$ .

**Exercise Group.** In the following exercises, a vector  $\vec{v}$  is given. Give two vectors that are orthogonal to  $\vec{v}$ .

17. Find two nonzero vectors orthogonal to  $\vec{v} = \langle 4, 7 \rangle$ .
18. Find two nonzero vectors orthogonal to  $\vec{v} = \langle -3, 5 \rangle$ .
19. Find two nonzero vectors orthogonal to  $\vec{v} = \langle 1, 1, 1 \rangle$ .
20. Find two nonzero vectors orthogonal to  $\vec{v} = \langle 1, -2, 3 \rangle$ .

**Exercise Group.** In the following exercises, vectors  $\vec{u}$  and  $\vec{v}$  are given. Find  $\text{proj}_{\vec{v}} \vec{u}$ , the orthogonal projection of  $\vec{u}$  onto  $\vec{v}$ , and sketch all three vectors with the same initial point.

21.  $\vec{u} = \langle 1, 2 \rangle$  and  $\vec{v} = \langle -1, 3 \rangle$ .
22.  $\vec{u} = \langle 5, 5 \rangle$  and  $\vec{v} = \langle 1, 3 \rangle$ .
23.  $\vec{u} = \langle -3, 2 \rangle$  and  $\vec{v} = \langle 1, 1 \rangle$ .
24.  $\vec{u} = \langle -3, 2 \rangle$  and  $\vec{v} = \langle 2, 3 \rangle$ .
25.  $\vec{u} = \langle 1, 5, 1 \rangle$  and  $\vec{v} = \langle 1, 2, 3 \rangle$ .
26.  $\vec{u} = \langle 3, -1, 2 \rangle$  and  $\vec{v} = \langle 2, 2, 1 \rangle$ .

**Exercise Group.** In the following exercises, vectors  $\vec{u}$  and  $\vec{v}$  are given. Write  $\vec{u}$  as the sum of two vectors, one of which is parallel to  $\vec{v}$  (or is zero) and one of which is orthogonal to  $\vec{v}$ . Note: these are the same pairs of vectors as found in Exercises 21–26.

27. Write  $\vec{u} = \langle 1, 2 \rangle$  as the sum of two vectors, one parallel to  $\vec{v} = \langle -1, 3 \rangle$  (or zero) and the other perpendicular.  
 $\vec{u} = \underline{\hspace{2cm}} + \underline{\hspace{2cm}}$
28. Write  $\vec{u} = \langle 5, 5 \rangle$  as the sum of two vectors, one parallel to  $\vec{v} = \langle 1, 3 \rangle$  (or zero) and the other perpendicular.  
 $\vec{u} = \underline{\hspace{2cm}} + \underline{\hspace{2cm}}$
29. Write  $\vec{u} = \langle -3, 2 \rangle$  as the sum of two vectors, one parallel to  $\vec{v} = \langle 1, 1 \rangle$  (or zero) and the other perpendicular.  
 $\vec{u} = \underline{\hspace{2cm}} + \underline{\hspace{2cm}}$
30. Write  $\vec{u} = \langle -3, 2 \rangle$  as the sum of two vectors, one parallel to  $\vec{v} = \langle 2, 3 \rangle$  (or zero) and the other perpendicular.  
 $\vec{u} = \underline{\hspace{2cm}} + \underline{\hspace{2cm}}$
31. Write  $\vec{u} = \langle 1, 5, 1 \rangle$  as the sum of two vectors, one parallel to  $\vec{v} = \langle 1, 2, 3 \rangle$  (or zero) and the other perpendicular.  
 $\vec{u} = \underline{\hspace{2cm}} + \underline{\hspace{2cm}}$
32. Write  $\vec{u} = \langle 3, -1, 2 \rangle$  as the sum of two vectors, one parallel to  $\vec{v} = \langle 2, 2, 1 \rangle$  (or zero) and the other perpendicular.  
 $\vec{u} = \underline{\hspace{2cm}} + \underline{\hspace{2cm}}$

33. A 10lb box sits on a ramp that rises 4ft over a distance of 20ft. How much force is required to keep the box from sliding down the ramp?
34. A 10lb box sits on a 15ft ramp that makes a  $30^\circ$  angle with the horizontal. How much force is required to keep the box from sliding down the ramp?
35. How much work is performed in moving a box horizontally 10ft with a force of 20lb applied at an angle of  $45^\circ$  to the horizontal?
36. How much work is performed in moving a box horizontally 10ft with a force of 20lb applied at an angle of  $10^\circ$  to the horizontal?
37. How much work is performed in moving a box up the length of a ramp that rises 2ft over a distance of 10ft, with a force of 50lb applied horizontally?
38. How much work is performed in moving a box up the length of a ramp that rises 2ft over a distance of 10ft, with a force of 50lb applied at an angle of  $45^\circ$  to the horizontal?
39. How much work is performed in moving a box up the length of a 10ft ramp that makes a  $5^\circ$  angle with the horizontal, with 50lb of force applied in the direction of the ramp?

## 12.4 The Cross Product

“Orthogonality” is immensely important. A quick scan of your current environment will undoubtedly reveal numerous surfaces and edges that are perpendicular to each other (including the edges of this page). The dot product provides a quick test for orthogonality: vectors  $\vec{u}$  and  $\vec{v}$  are perpendicular if, and only if,  $\vec{u} \cdot \vec{v} = 0$ .

Given two non-parallel, nonzero vectors  $\vec{u}$  and  $\vec{v}$  in space, it is very useful to find a vector  $\vec{w}$  that is perpendicular to both  $\vec{u}$  and  $\vec{v}$ . There is an operation, called the *cross product*, that creates such a vector. This section defines the cross product, then explores its properties and applications.

### Definition 12.4.2 Cross Product.

Let  $\vec{u} = \langle u_1, u_2, u_3 \rangle$  and  $\vec{v} = \langle v_1, v_2, v_3 \rangle$  be vectors in  $\mathbb{R}^3$ . The **cross product** of  $\vec{u}$  and  $\vec{v}$ , denoted  $\vec{u} \times \vec{v}$ , is the vector

$$\vec{u} \times \vec{v} = \langle u_2v_3 - u_3v_2, -(u_1v_3 - u_3v_1), u_1v_2 - u_2v_1 \rangle.$$

This definition can be a bit cumbersome to remember. After an example we will give a convenient method for computing the cross product. For now, careful examination of the products and differences given in the definition should reveal a pattern that is not too difficult to remember. (For instance, in the first component only 2 and 3 appear as subscripts; in the second component, only 1 and 3 appear as subscripts. Further study reveals the order in which they appear.)

Let's practice using this definition by computing a cross product.

### Example 12.4.3 Computing a cross product.

Let  $\vec{u} = \langle 2, -1, 4 \rangle$  and  $\vec{v} = \langle 3, 2, 5 \rangle$ . Find  $\vec{u} \times \vec{v}$ , and verify that it is orthogonal to both  $\vec{u}$  and  $\vec{v}$ .

**Solution.** Using Definition 12.4.2, we have

$$\vec{u} \times \vec{v} = \langle (-1)5 - (4)2, -((2)5 - (4)3), (2)2 - (-1)3 \rangle = \langle -13, 2, 7 \rangle.$$

(We encourage the reader to compute this product on their own, then verify their result.)

We test whether or not  $\vec{u} \times \vec{v}$  is orthogonal to  $\vec{u}$  and  $\vec{v}$  using the dot product:

$$(\vec{u} \times \vec{v}) \cdot \vec{u} = \langle -13, 2, 7 \rangle \cdot \langle 2, -1, 4 \rangle = 0,$$

$$(\vec{u} \times \vec{v}) \cdot \vec{v} = \langle -13, 2, 7 \rangle \cdot \langle 3, 2, 5 \rangle = 0.$$

Since both dot products are zero,  $\vec{u} \times \vec{v}$  is indeed orthogonal to both  $\vec{u}$  and  $\vec{v}$ .

A convenient method of computing the cross product starts with forming a particular  $3 \times 3$  *matrix*, or rectangular array. The first row comprises the standard unit vectors  $\vec{i}$ ,  $\vec{j}$ , and  $\vec{k}$ . The second and third rows are the vectors  $\vec{u}$  and  $\vec{v}$ , respectively. Using  $\vec{u}$  and  $\vec{v}$  from Example 12.4.3, we begin with:

$$\begin{array}{rrr} \vec{i} & \vec{j} & \vec{k} \\ 2 & -1 & 4 \\ 3 & 2 & 5 \end{array}$$



[youtu.be/watch?v=63syRIBjyh0](https://youtu.be/watch?v=63syRIBjyh0)

Figure 12.4.1 Video introduction to Section 12.4

Video solution



[youtu.be/watch?v=kFpmnYBVQt4](https://youtu.be/watch?v=kFpmnYBVQt4)



Now repeat the first two columns after the original three:

$$\begin{array}{ccccc} \vec{i} & \vec{j} & \vec{k} & \vec{i} & \vec{j} \\ 2 & -1 & 4 & 2 & -1 \\ 3 & 2 & 5 & 3 & 2 \end{array}$$

This gives three full “upper left to lower right” diagonals, and three full “upper right to lower left” diagonals, as shown. Compute the products along each diagonal, then add the products on the right and subtract the products on the left:

$$\begin{array}{ccccc} \vec{i} & \vec{j} & \vec{k} & \vec{i} & \vec{j} \\ 2 & -1 & 4 & 2 & -1 \\ 3 & 2 & 5 & 3 & 2 \\ \swarrow & \swarrow & \swarrow & \searrow & \searrow \\ -3\vec{k} & 8\vec{i} & 10\vec{j} & -5\vec{i} & 12\vec{j} & 4\vec{k} \end{array}$$

$$\vec{u} \times \vec{v} = (-5\vec{i} + 12\vec{j} + 4\vec{k}) - (-3\vec{k} + 8\vec{i} + 10\vec{j}) = -13\vec{i} + 2\vec{j} + 7\vec{k} = \langle -13, 2, 7 \rangle.$$

We practice using this method.

#### Example 12.4.5 Computing a cross product.

Let  $\vec{u} = \langle 1, 3, 6 \rangle$  and  $\vec{v} = \langle -1, 2, 1 \rangle$ . Compute both  $\vec{u} \times \vec{v}$  and  $\vec{v} \times \vec{u}$ .

**Solution.** To compute  $\vec{u} \times \vec{v}$ , we form the matrix as prescribed above, complete with repeated first columns:

$$\begin{array}{ccccc} \vec{i} & \vec{j} & \vec{k} & \vec{i} & \vec{j} \\ 1 & 3 & 6 & 1 & 3 \\ -1 & 2 & 1 & -1 & 2 \end{array}$$

We let the reader compute the products of the diagonals; we give the result:

$$\vec{u} \times \vec{v} = (3\vec{i} - 6\vec{j} + 2\vec{k}) - (-3\vec{k} + 12\vec{i} + \vec{j}) = \langle -9, -7, 5 \rangle.$$

To compute  $\vec{v} \times \vec{u}$ , we switch the second and third rows of the above matrix, then multiply along diagonals and subtract:

$$\begin{array}{ccccc} \vec{i} & \vec{j} & \vec{k} & \vec{i} & \vec{j} \\ -1 & 2 & 1 & -1 & 2 \\ 1 & 3 & 6 & 1 & 3 \end{array}$$

Note how with the rows being switched, the products that once appeared on the right now appear on the left, and vice-versa. Thus the result is:

$$\vec{v} \times \vec{u} = (12\vec{i} + \vec{j} - 3\vec{k}) - (2\vec{k} + 3\vec{i} - 6\vec{j}) = \langle 9, 7, -5 \rangle,$$

which is the opposite of  $\vec{u} \times \vec{v}$ . We leave it to the reader to verify that each of these vectors is orthogonal to  $\vec{u}$  and  $\vec{v}$ .



[youtu.be/watch?v=geWK0Qpl6\\_Y](https://youtu.be/watch?v=geWK0Qpl6_Y)

**Figure 12.4.4** Video presentation of the determinant formula for the cross product

Video solution



[youtu.be/watch?v=6-PGDOhhYbg](https://youtu.be/watch?v=6-PGDOhhYbg)

### 12.4.1 Properties of the Cross Product

It is not coincidence that  $\vec{v} \times \vec{u} = -(\vec{u} \times \vec{v})$  in the preceding example; one can show using [Definition 12.4.2](#) that this will always be the case. The following theorem states several useful properties of the cross product, each of which can be verified by referring to the definition.

#### Theorem 12.4.6 Properties of the Cross Product.

Let  $\vec{u}$ ,  $\vec{v}$  and  $\vec{w}$  be vectors in  $\mathbb{R}^3$  and let  $c$  be a scalar. The following identities hold:

1.  $\vec{u} \times \vec{v} = -(\vec{v} \times \vec{u})$  *Anticommutative Property*
2. (a)  $(\vec{u} + \vec{v}) \times \vec{w} = \vec{u} \times \vec{w} + \vec{v} \times \vec{w}$  *Distributive Properties*  
 (b)  $\vec{u} \times (\vec{v} + \vec{w}) = \vec{u} \times \vec{v} + \vec{u} \times \vec{w}$
3.  $c(\vec{u} \times \vec{v}) = (c\vec{u}) \times \vec{v} = \vec{u} \times (c\vec{v})$
4. (a)  $(\vec{u} \times \vec{v}) \cdot \vec{u} = 0$  *Orthogonality Properties*  
 (b)  $(\vec{u} \times \vec{v}) \cdot \vec{v} = 0$
5.  $\vec{u} \times \vec{u} = \vec{0}$
6.  $\vec{u} \times \vec{0} = \vec{0}$
7.  $\vec{u} \cdot (\vec{v} \times \vec{w}) = (\vec{u} \times \vec{v}) \cdot \vec{w}$  *Triple Scalar Product*

We introduced the cross product as a way to find a vector orthogonal to two given vectors, but we did not give a proof that the construction given in [Definition 12.4.2](#) satisfies this property. [Theorem 12.4.6](#) asserts this property holds; we leave it as a problem in the Exercise section to verify this.

Property 5 from the theorem is also left to the reader to prove in the Exercise section, but it reveals something more interesting than “the cross product of a vector with itself is  $\vec{0}$ .” Let  $\vec{u}$  and  $\vec{v}$  be parallel vectors; that is, let there be a scalar  $c$  such that  $\vec{v} = c\vec{u}$ . Consider their cross product:

$$\begin{aligned}\vec{u} \times \vec{v} &= \vec{u} \times (c\vec{u}) \\ &= c(\vec{u} \times \vec{u}) \text{ (by Property 3 of Theorem 12.4.6)} \\ &= \vec{0} \text{ (by Property 5 of Theorem 12.4.6).}\end{aligned}$$

We have just shown that the cross product of parallel vectors is  $\vec{0}$ . This hints at something deeper. [Theorem 12.3.7](#) related the angle between two vectors and their dot product; there is a similar relationship relating the cross product of two vectors and the angle between them, given by the following theorem.

#### Theorem 12.4.8 The Cross Product and Angles.

Let  $\vec{u}$  and  $\vec{v}$  be nonzero vectors in  $\mathbb{R}^3$ . Then

$$\|\vec{u} \times \vec{v}\| = \|\vec{u}\| \|\vec{v}\| \sin(\theta),$$

where  $\theta$ ,  $0 \leq \theta \leq \pi$ , is the angle between  $\vec{u}$  and  $\vec{v}$ .

Note that this theorem makes a statement about the *magnitude* of the cross product. When the angle between  $\vec{u}$  and  $\vec{v}$  is 0 or  $\pi$  (i.e., the vectors are parallel), the magnitude of the cross product is 0. The only vector with a magnitude of



[youtu.be/watch?v=QOCSD4qA\\_Wg](https://youtu.be/watch?v=QOCSD4qA_Wg)

Figure 12.4.7 Video presentation of Theorem 12.4.6

**Parallel vectors and the cross product.** We could rewrite [Definition 12.3.14](#) and [Theorem 12.4.8](#) to include  $\vec{0}$ , then define that  $\vec{u}$  and  $\vec{v}$  are parallel if  $\vec{u} \times \vec{v} = \vec{0}$ . Since  $\vec{0} \cdot \vec{v} = 0$  and  $\vec{0} \times \vec{v} = \vec{0}$ , this would mean that  $\vec{0}$  is both parallel and orthogonal to all vectors. Apparent paradoxes such as this are not uncommon in mathematics and can be very useful. (See also the [aside](#) in [Section 12.2](#).)

0 is  $\vec{0}$  (see [Property 9](#) of [Theorem 12.2.17](#)), hence the cross product of parallel vectors is  $\vec{0}$ .

We demonstrate the truth of this theorem in the following example.

**Example 12.4.10** The cross product and angles.

Let  $\vec{u} = \langle 1, 3, 6 \rangle$  and  $\vec{v} = \langle -1, 2, 1 \rangle$  as in [Example 12.4.5](#). Verify [Theorem 12.4.8](#) by finding  $\theta$ , the angle between  $\vec{u}$  and  $\vec{v}$ , and the magnitude of  $\vec{u} \times \vec{v}$ .

**Solution.** We use [Theorem 12.3.7](#) to find the angle between  $\vec{u}$  and  $\vec{v}$ .

$$\begin{aligned}\theta &= \cos^{-1} \left( \frac{\vec{u} \cdot \vec{v}}{\|\vec{u}\| \|\vec{v}\|} \right) \\ &= \cos^{-1} \left( \frac{11}{\sqrt{46}\sqrt{6}} \right) \\ &\approx 0.8471 = 48.54^\circ.\end{aligned}$$

Our work in [Example 12.4.5](#) showed that  $\vec{u} \times \vec{v} = \langle -9, -7, 5 \rangle$ , hence  $\|\vec{u} \times \vec{v}\| = \sqrt{155}$ . Is  $\|\vec{u} \times \vec{v}\| = \|\vec{u}\| \|\vec{v}\| \sin(\theta)$ ? Using numerical approximations, we find:

$$\begin{aligned}\|\vec{u} \times \vec{v}\| &= \sqrt{155} & \|\vec{u}\| \|\vec{v}\| \sin(\theta) &= \sqrt{46}\sqrt{6} \sin(0.8471) \\ &\approx 12.45. & &\approx 12.45.\end{aligned}$$

Numerically, they seem equal. Using a right triangle, one can show that

$$\sin \left( \cos^{-1} \left( \frac{11}{\sqrt{46}\sqrt{6}} \right) \right) = \frac{\sqrt{155}}{\sqrt{46}\sqrt{6}},$$

which allows us to verify the theorem exactly.

**Right Hand Rule.** The anticommutative property of the cross product demonstrates that  $\vec{u} \times \vec{v}$  and  $\vec{v} \times \vec{u}$  differ only by a sign — these vectors have the same magnitude but point in the opposite direction. When seeking a vector perpendicular to  $\vec{u}$  and  $\vec{v}$ , we essentially have two directions to choose from, one in the direction of  $\vec{u} \times \vec{v}$  and one in the direction of  $\vec{v} \times \vec{u}$ . Does it matter which we choose? How can we tell which one we will get without graphing, etc.?

Another wonderful property of the cross product, as defined, is that it follows the *right hand rule*. Given  $\vec{u}$  and  $\vec{v}$  in  $\mathbb{R}^3$  with the same initial point, point the index finger of your right hand in the direction of  $\vec{u}$  and let your middle finger point in the direction of  $\vec{v}$  (much as we did when establishing the right hand rule for the 3-dimensional coordinate system). Your thumb will naturally extend in the direction of  $\vec{u} \times \vec{v}$ . One can “practice” this using [Figure 12.4.11](#). If you switch, and point the index finger in the direction of  $\vec{v}$  and the middle finger in the direction of  $\vec{u}$ , your thumb will now point in the opposite direction, allowing you to “visualize” the anticommutative property of the cross product.

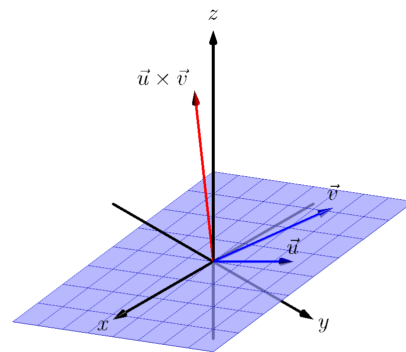
## 12.4.2 Applications of the Cross Product

There are a number of ways in which the cross product is useful in mathematics, physics and other areas of science beyond “just” finding a vector perpendicular to two others. We highlight a few here.



[youtu.be/watch?v=\\_DjAuiDG2kA](https://youtu.be/watch?v=_DjAuiDG2kA)

**Figure 12.4.9** Video presentation of [Theorem 12.4.8](#) and [Example 12.4.10](#)

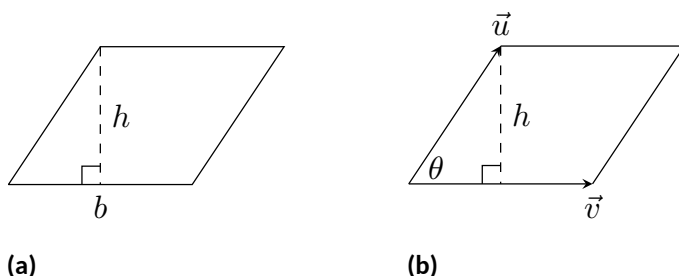


**Figure 12.4.11** Illustrating the Right Hand Rule of the cross product

**Area of a Parallelogram.** It is a standard geometry fact that the area of a parallelogram is  $A = bh$ , where  $b$  is the length of the base and  $h$  is the height of the parallelogram, as illustrated in Figure 12.4.12(a). As shown when defining the Parallelogram Law of vector addition, two vectors  $\vec{u}$  and  $\vec{v}$  define a parallelogram when drawn from the same initial point, as illustrated in Figure 12.4.12(b). Trigonometry tells us that  $h = \|\vec{u}\| \sin(\theta)$ , hence the area of the parallelogram is

$$A = \|\vec{u}\| \|\vec{v}\| \sin(\theta) = \|\vec{u} \times \vec{v}\|, \quad (12.4.1)$$

where the second equality comes from Theorem 12.4.8.



**Figure 12.4.12** Using the cross product to find the area of a parallelogram

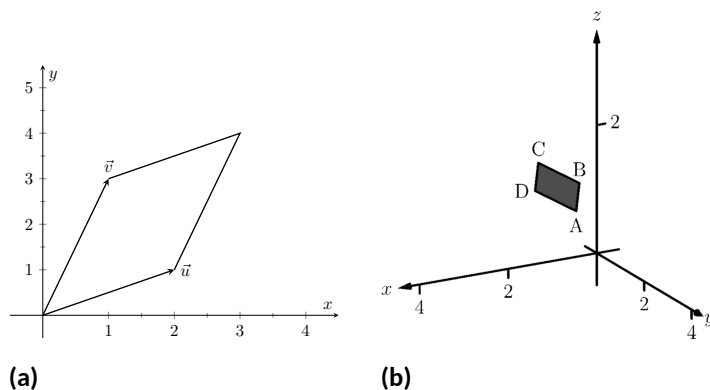
We illustrate using Equation (12.4.1) in the following example.

**Example 12.4.13** Finding the area of a parallelogram.

1. Find the area of the parallelogram defined by the vectors  $\vec{u} = \langle 2, 1 \rangle$  and  $\vec{v} = \langle 1, 3 \rangle$ .
2. Verify that the points  $A = (1, 1, 1)$ ,  $B = (2, 3, 2)$ ,  $C = (4, 5, 3)$  and  $D = (3, 3, 2)$  are the vertices of a parallelogram. Find the area of the parallelogram.

**Solution.**

1. Figure 12.4.14(a) sketches the parallelogram defined by the vectors  $\vec{u}$  and  $\vec{v}$ . We have a slight problem in that our vectors exist in  $\mathbb{R}^2$ , not  $\mathbb{R}^3$ , and the cross product is only defined on vectors in  $\mathbb{R}^3$ . We skirt this issue by viewing  $\vec{u}$  and  $\vec{v}$  as vectors in the  $x - y$  plane of  $\mathbb{R}^3$ , and rewrite them as  $\vec{u} = \langle 2, 1, 0 \rangle$  and  $\vec{v} = \langle 1, 3, 0 \rangle$ . We can now compute the cross product. It is easy to show that  $\vec{u} \times \vec{v} = \langle 0, 0, 5 \rangle$ ; therefore the area of the parallelogram is  $A = \|\vec{u} \times \vec{v}\| = 5$ .



**Figure 12.4.14** Sketching the parallelograms in Example 12.4.13

2. To show that the quadrilateral  $ABCD$  is a parallelogram (shown in Figure 12.4.14(b)), we need to show that the opposite sides are parallel. We can quickly show that  $\vec{AB} = \vec{DC} = \langle 1, 2, 1 \rangle$  and  $\vec{BC} = \vec{AD} = \langle 2, 2, 1 \rangle$ . We find the area by computing the magnitude of the cross product of  $\vec{AB}$  and  $\vec{BC}$ :

$$\vec{AB} \times \vec{BC} = \langle 0, 1, -2 \rangle \Rightarrow \|\vec{AB} \times \vec{BC}\| = \sqrt{5} \approx 2.236.$$

This application is perhaps more useful in finding the area of a triangle (in short, triangles are used more often than parallelograms). We illustrate this in the following example.

**Example 12.4.15 Area of a triangle.**

Find the area of the triangle with vertices  $A = (1, 2)$ ,  $B = (2, 3)$  and  $C = (3, 1)$ , as pictured in Figure 12.4.16.

**Solution.** We found the area of this triangle in Example 7.1.11 to be 1.5 using integration. There we discussed the fact that finding the area of a triangle can be inconvenient using the “ $\frac{1}{2}bh$ ” formula as one has to compute the height, which generally involves finding angles, etc. Using a cross product is much more direct.

We can choose any two sides of the triangle to use to form vectors; we choose  $\vec{AB} = \langle 1, 1 \rangle$  and  $\vec{AC} = \langle 2, -1 \rangle$ . As in the previous example, we will rewrite these vectors with a third component of 0 so that we can apply the cross product. The area of the triangle is

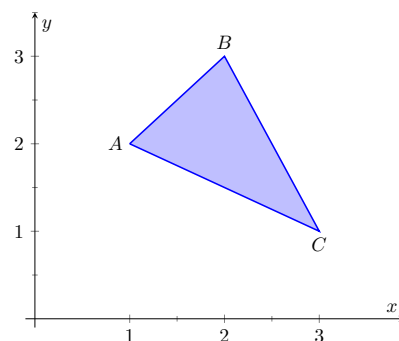
$$\frac{1}{2} \|\vec{AB} \times \vec{AC}\| = \frac{1}{2} \|\langle 1, 1, 0 \rangle \times \langle 2, -1, 0 \rangle\| = \frac{1}{2} \|\langle 0, 0, -3 \rangle\| = \frac{3}{2}.$$

We arrive at the same answer as before with less work.

**Volume of a Parallelepiped.** The three dimensional analogue to the parallelogram is the *parallelepiped*. Each face is parallel to the opposite face, as illustrated in Figure 12.4.17. By crossing  $\vec{v}$  and  $\vec{w}$ , one gets a vector whose magnitude is the area of the base. Dotting this vector with  $\vec{u}$  computes the volume of the parallelepiped! (Up to a sign; take the absolute value.)



[youtu.be/watch?v=CyboFA8zYBs](https://youtu.be/watch?v=CyboFA8zYBs)

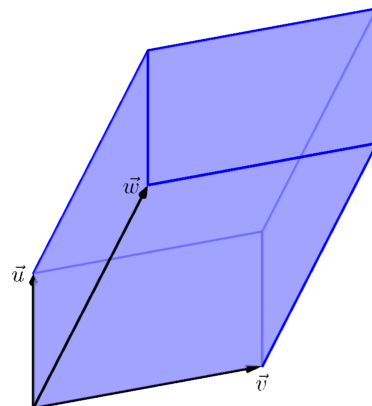


**Figure 12.4.16** Finding the area of a triangle in Example 12.4.15

Video solution



[youtu.be/watch?v=GuEn2qOey2U](https://youtu.be/watch?v=GuEn2qOey2U)



**Figure 12.4.17** A parallelepiped is the three dimensional analogue to the parallelogram

Thus the volume of a parallelepiped defined by vectors  $\vec{u}$ ,  $\vec{v}$  and  $\vec{w}$  is

$$V = |\vec{u} \cdot (\vec{v} \times \vec{w})|. \quad (12.4.2)$$

Note how this is the Triple Scalar Product, first seen in [Theorem 12.4.6](#). Applying the identities given in the theorem shows that we can apply the Triple Scalar Product in any “order” we choose to find the volume. That is,

$$V = |\vec{u} \cdot (\vec{v} \times \vec{w})| = |\vec{u} \cdot (\vec{w} \times \vec{v})| = |(\vec{u} \times \vec{v}) \cdot \vec{w}|, \text{ etc.}$$

**Example 12.4.18 Finding the volume of parallelepiped.**

Find the volume of the parallelepiped defined by the vectors  $\vec{u} = \langle 1, 1, 0 \rangle$ ,  $\vec{v} = \langle -1, 1, 0 \rangle$  and  $\vec{w} = \langle 0, 1, 1 \rangle$ .

**Solution.** We apply [Equation \(12.4.2\)](#). We first find  $\vec{v} \times \vec{w} = \langle 1, 1, -1 \rangle$ . Then

$$|\vec{u} \cdot (\vec{v} \times \vec{w})| = |\langle 1, 1, 0 \rangle \cdot \langle 1, 1, -1 \rangle| = 2.$$

So the volume of the parallelepiped is 2 cubic units.

While this application of the Triple Scalar Product is interesting, it is not used all that often: parallelepipeds are not a common shape in physics and engineering. The last application of the cross product is very applicable in engineering.

**Torque.** *Torque* is a measure of the turning force applied to an object. A classic scenario involving torque is the application of a wrench to a bolt. When a force is applied to the wrench, the bolt turns. When we represent the force and wrench with vectors  $\vec{F}$  and  $\vec{\ell}$ , we see that the bolt moves (because of the threads) in a direction orthogonal to  $\vec{F}$  and  $\vec{\ell}$ . Torque is usually represented by the Greek letter  $\tau$ , or tau, and has units of N·m, a Newton-meter, or ft·lb, a foot-pound.

While a full understanding of torque is beyond the purposes of this book, when a force  $\vec{F}$  is applied to a lever arm  $\vec{\ell}$ , the resulting torque is

$$\vec{\tau} = \vec{\ell} \times \vec{F}. \quad (12.4.3)$$

**Example 12.4.20 Computing torque.**

A lever of length 2ft makes an angle with the horizontal of  $45^\circ$ . Find the resulting torque when a force of 10lb is applied to the end of the level where:

1. the force is perpendicular to the lever, and
2. the force makes an angle of  $60^\circ$  with the lever, as shown in [Figure 12.4.21](#).

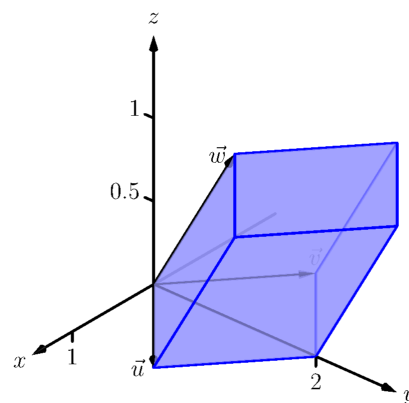
**Solution.**

1. We start by determining vectors for the force and lever arm. Since the lever arm makes a  $45^\circ$  angle with the horizontal and is 2ft long, we can state that  $\vec{\ell} = 2 \langle \cos(45^\circ), \sin(45^\circ) \rangle = \langle \sqrt{2}, \sqrt{2} \rangle$ . Since the force vector is perpendicular to the lever arm (as seen in the left hand side of [Figure 12.4.21](#)), we can conclude it is making an angle of  $-45^\circ$  with the horizontal. As it has a magnitude of 10lb, we can state  $\vec{F} = 10 \langle \cos(-45^\circ), \sin(-45^\circ) \rangle = \langle 5\sqrt{2}, -5\sqrt{2} \rangle$ .

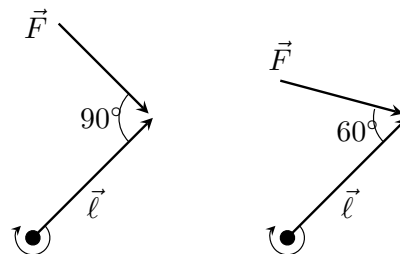
**Video solution**



[youtu.be/watch?v=r2\\_dGc1KWec](https://youtu.be/watch?v=r2_dGc1KWec)



**Figure 12.4.19** A parallelepiped in [Example 12.4.18](#)



**Figure 12.4.21** Showing a force being applied to a lever in [Example 12.4.20](#)

Using Equation (12.4.3) to find the torque requires a cross product. We again let the third component of each vector be 0 and compute the cross product:

$$\begin{aligned}\vec{\tau} &= \vec{\ell} \times \vec{F} \\ &= \langle \sqrt{2}, \sqrt{2}, 0 \rangle \times \langle 5\sqrt{2}, -5\sqrt{2}, 0 \rangle \\ &= \langle 0, 0, -20 \rangle\end{aligned}$$

This clearly has a magnitude of 20 ft-lb. We can view the force and lever arm vectors as lying “on the page”; our computation of  $\vec{\tau}$  shows that the torque goes “into the page.” This follows the Right Hand Rule of the cross product, and it also matches well with the example of the wrench turning the bolt. Turning a bolt clockwise moves it in.

2. Our lever arm can still be represented by  $\vec{\ell} = \langle \sqrt{2}, \sqrt{2} \rangle$ . As our force vector makes a  $60^\circ$  angle with  $\vec{\ell}$ , we can see (referencing the right hand side of the figure) that  $\vec{F}$  makes a  $-15^\circ$  angle with the horizontal. Thus

$$\begin{aligned}\vec{F} &= 10 \langle \cos -15^\circ, \sin -15^\circ \rangle = \left\langle \frac{5(1 + \sqrt{3})}{\sqrt{2}}, \frac{5(-1 + \sqrt{3})}{\sqrt{2}} \right\rangle \\ &\approx \langle 9.659, -2.588 \rangle.\end{aligned}$$

We again make the third component 0 and take the cross product to find the torque:

$$\begin{aligned}\vec{\tau} &= \vec{\ell} \times \vec{F} \\ &= \langle \sqrt{2}, \sqrt{2}, 0 \rangle \times \left\langle \frac{5(1 + \sqrt{3})}{\sqrt{2}}, \frac{5(-1 + \sqrt{3})}{\sqrt{2}}, 0 \right\rangle \\ &= \langle 0, 0, -10\sqrt{3} \rangle \\ &\approx \langle 0, 0, -17.321 \rangle.\end{aligned}$$

As one might expect, when the force and lever arm vectors *are* orthogonal, the magnitude of force is greater than when the vectors *are not* orthogonal.

While the cross product has a variety of applications (as noted in this chapter), its fundamental use is finding a vector perpendicular to two others. Knowing a vector is orthogonal to two others is of incredible importance, as it allows us to find the equations of lines and planes in a variety of contexts. The importance of the cross product, in some sense, relies on the importance of lines and planes, which see widespread use throughout engineering, physics and mathematics. We study lines and planes in the next two sections.

## 12.4.3 Exercises

## Terms and Concepts

1. The cross product of two vectors is a \_\_\_\_\_, not a scalar.
2. One can visualize the direction of  $\vec{u} \times \vec{v}$  using the \_\_\_\_\_.
3. Give a synonym for “orthogonal.”
4. True or False? A fundamental principle of the cross product is that  $\vec{u} \times \vec{v}$  is orthogonal to  $\vec{u}$  and  $\vec{v}$ . (☐ True ☐ False)
5. \_\_\_\_\_ is a measure of the turning force applied to an object.
6. T/F: If  $\vec{u}$  and  $\vec{v}$  are parallel, then  $\vec{u} \times \vec{v} = \vec{0}$ .

## Problems

**Exercise Group.** In the following exercises, vectors  $\vec{u}$  and  $\vec{v}$  are given. Compute  $\vec{u} \times \vec{v}$  and check that this vector is orthogonal to both  $\vec{u}$  and  $\vec{v}$ .

- |  |   |
|--|---|
| 7. Let $\vec{u} = \langle 3, 2, -2 \rangle$ , $\vec{v} = \langle 0, 1, 5 \rangle$ .  | 8. Let $\vec{u} = \langle 5, -4, 3 \rangle$ , $\vec{v} = \langle 2, -5, 1 \rangle$ .                          |
| 9. Let $\vec{u} = \langle 4, -5, -5 \rangle$ , $\vec{v} = \langle 3, 3, 4 \rangle$ . | 10. Let $\vec{u} = \langle -4, 7, -10 \rangle$ , $\vec{v} = \langle 4, 4, 1 \rangle$ .                        |
| 11. Let $\vec{u} = \langle 1, 0, 1 \rangle$ , $\vec{v} = \langle 5, 0, 7 \rangle$ .  | 12. Let $\vec{u} = \langle 1, 5, -4 \rangle$ , $\vec{v} = \langle -2, -10, 8 \rangle$ .                       |
| 13. $\vec{u} = \langle a, b, 0 \rangle$ , $\vec{v} = \langle c, d, 0 \rangle$        | 14. $\vec{u} = \hat{i}$ , $\vec{v} = \hat{j}$ .<br>Check this is orthogonal to both $\vec{u}$ and $\vec{v}$ . |
| 15. $\vec{u} = \hat{i}$ , $\vec{v} = \hat{k}$ .                                      | 16. $\vec{u} = \hat{j}$ , $\vec{v} = \hat{k}$ .<br>$\vec{u} \times \vec{v} =$ _____                           |
17. Pick any vectors  $\vec{u}$ ,  $\vec{v}$  and  $\vec{w}$  in  $\mathbb{R}^3$  and show that  $\vec{u} \times (\vec{v} + \vec{w}) = \vec{u} \times \vec{v} + \vec{u} \times \vec{w}$ .
18. Pick any vectors  $\vec{u}$ ,  $\vec{v}$  and  $\vec{w}$  in  $\mathbb{R}^3$  and show that  $\vec{u} \cdot (\vec{v} \times \vec{w}) = (\vec{u} \times \vec{v}) \cdot \vec{w}$ .

**Exercise Group.** In the following exercises, the magnitudes of vectors  $\vec{u}$  and  $\vec{v}$  in  $\mathbb{R}^3$  are given, along with the angle  $\theta$  between them. Use this information to find the magnitude of  $\vec{u} \times \vec{v}$ .

- |   |   |
|---|---|
| 19. If $\ \vec{u}\  = 2$ , $\ \vec{v}\  = 5$ , and $\theta = 30^\circ$ is the angle between $\vec{u}$ and $\vec{v}$ , then $\ \vec{u} \times \vec{v}\  =$ _____ | 20. If $\ \vec{u}\  = 3$ , $\ \vec{v}\  = 7$ , and $\theta = \pi/2$ is the angle between $\vec{u}$ and $\vec{v}$ , then $\ \vec{u} \times \vec{v}\  =$ _____  |
| 21. If $\ \vec{u}\  = 3$ , $\ \vec{v}\  = 4$ , and $\theta = \pi$ is the angle between $\vec{u}$ and $\vec{v}$ , then $\ \vec{u} \times \vec{v}\  =$ _____      | 22. If $\ \vec{u}\  = 2$ , $\ \vec{v}\  = 5$ , and $\theta = 5\pi/6$ is the angle between $\vec{u}$ and $\vec{v}$ , then $\ \vec{u} \times \vec{v}\  =$ _____ |

**Exercise Group.** In the following exercises, find the area of the parallelogram defined by the given vectors.

- |   |   |
|---|---|
| 23. Find the area of the parallelogram defined by $\vec{u} = \langle 1, 1, 2 \rangle$ , and $\vec{v} = \langle 2, 0, 3 \rangle$ . | 24. Find the area of the parallelogram defined by $\vec{u} = \langle -2, 1, 5 \rangle$ , and $\vec{v} = \langle -1, 3, 1 \rangle$ . |
| 25. Find the area of the parallelogram defined by $\vec{u} = \langle 1, 2 \rangle$ , and $\vec{v} = \langle 2, 1 \rangle$ .       | 26. Find the area of the parallelogram defined by $\vec{u} = \langle 2, 0 \rangle$ , and $\vec{v} = \langle 0, 3 \rangle$ .         |

**Exercise Group.** In the following exercises, find the area of the triangle with the given vertices.

- |  |  |
|--|--|
| 27. Find the area of the triangle with vertices $(0, 0, 0)$ , $(1, 3, -1)$ and $(2, 1, 1)$ . | 28. Find the area of the triangle with vertices $(5, 2, -1)$ , $(3, 6, 2)$ and $(1, 0, 4)$ . |
| 29. Find the area of the triangle with vertices $(1, 1)$ , $(1, 3)$ and $(2, 2)$ .           | 30. Find the area of the triangle with vertices $(3, 1)$ , $(1, 2)$ and $(4, 3)$ .           |

**Exercise Group.** In the following exercises, find the area of the quadrilateral with the given vertices. (Hint: break the quadrilateral into two triangles.)



31. Find the area of the quadrilateral with vertices  $(0, 0)$ ,  $(1, 2)$ ,  $(3, 0)$ , and  $(4, 3)$ .
32. Find the area of the quadrilateral with vertices  $(0, 0, 0)$ ,  $(2, 1, 1)$ ,  $(-1, 2, -8)$ , and  $(1, -1, 5)$ .

**Exercise Group.** In the following exercises, find the volume of the parallelepiped defined by the given vectors.

33. Find the volume of the parallelepiped defined by  $\vec{u} = \langle 1, 1, 1 \rangle$ ,  $\vec{v} = \langle 1, 2, 3 \rangle$ , and  $\vec{w} = \langle 1, 0, 1 \rangle$ .
34. Find the volume of the parallelepiped defined by  $\vec{u} = \langle -1, 2, 1 \rangle$ ,  $\vec{v} = \langle 2, 2, 1 \rangle$ , and  $\vec{w} = \langle 3, 1, 3 \rangle$ .

**Exercise Group.** In the following exercises, find a unit vector orthogonal to both  $\vec{u}$  and  $\vec{v}$ .

35. Find a unit vector orthogonal to both  $\vec{u} = \langle 1, 1, 1 \rangle$ , and  $\vec{v} = \langle 2, 0, 1 \rangle$ .
36. Find a unit vector orthogonal to both  $\vec{u} = \langle 1, -2, 1 \rangle$ , and  $\vec{v} = \langle 3, 2, 1 \rangle$ .
37. Find a unit vector orthogonal to both  $\vec{u} = \langle 5, 0, 2 \rangle$ , and  $\vec{v} = \langle -3, 0, 7 \rangle$ .
38. Find a unit vector orthogonal to both  $\vec{u} = \langle 1, -2, 1 \rangle$ , and  $\vec{v} = \langle -2, 4, -2 \rangle$ .
39. A bicycle rider applies 150lb of force, straight down, onto a pedal that extends 7in horizontally from the crankshaft. Find the magnitude of the torque applied to the crankshaft.
40. A bicycle rider applies 150lb of force, straight down, onto a pedal that extends 7in from the crankshaft, making a  $30^\circ$  angle with the horizontal. Find the magnitude of the torque applied to the crankshaft.
41. To turn a stubborn bolt, 80lb of force is applied to a 10in wrench. What is the maximum amount of torque that can be applied to the bolt?
42. To turn a stubborn bolt, 80lb of force is applied to a 10in wrench in a confined space, where the direction of applied force makes a  $10^\circ$  angle with the wrench. How much torque is subsequently applied to the wrench?
43. Show, using the definition of the Cross Product, that  $\vec{u} \cdot (\vec{u} \times \vec{v}) = 0$ ; that is, that  $\vec{u}$  is orthogonal to the cross product of  $\vec{u}$  and  $\vec{v}$ .
44. Show, using the definition of the Cross Product, that  $\vec{u} \times \vec{u} = \vec{0}$ .

## 12.5 Lines

To find the equation of a line in the  $xy$ -plane, we need two pieces of information: a point and the slope. The slope conveys *direction* information. As vertical lines have an undefined slope, the following statement is more accurate:

To define a line, one needs a point on the line and the direction of the line.

This holds true for lines in space.

### 12.5.1 Lines in space

Let  $P$  be a point in space, let  $\vec{p}$  be the vector with initial point at the origin and terminal point at  $P$  (i.e.,  $\vec{p}$  “points” to  $P$ ), and let  $\vec{d}$  be a vector. Consider the points on the line through  $P$  in the direction of  $\vec{d}$ .

Clearly one point on the line is  $P$ ; we can say that the vector  $\vec{p}$  lies at this point on the line. To find another point on the line, we can start at  $\vec{p}$  and move in a direction parallel to  $\vec{d}$ . For instance, starting at  $\vec{p}$  and traveling one length of  $\vec{d}$  places one at another point on the line. Consider Figure 12.5.2 where certain points along the line are indicated.

The figure illustrates how every point on the line can be obtained by starting with  $\vec{p}$  and moving a certain distance in the direction of  $\vec{d}$ . That is, we can define the line as a function of  $t$ :

$$\vec{\ell}(t) = \vec{p} + t\vec{d}. \quad (12.5.1)$$

In many ways, this is *not* a new concept. Compare Equation (12.5.1) to the familiar “ $y = mx + b$ ” equation of a line:

The equations exhibit the same structure: they give a starting point, define a direction, and state how far in that direction to travel.

Equation (12.5.1) is an example of a *vector-valued function*; the input of the function is a real number and the output is a vector. We will cover vector-valued functions extensively in the next chapter.

There are other ways to represent a line. Let  $P = (x_0, y_0, z_0)$ ,  $\vec{p} = \langle x_0, y_0, z_0 \rangle$ , and let  $\vec{d} = \langle a, b, c \rangle$ . Then the equation of the line through  $P$  in the direction of  $\vec{d}$  is:

$$\begin{aligned} \vec{\ell}(t) &= \vec{p} + t\vec{d} \\ &= \langle x_0, y_0, z_0 \rangle + t \langle a, b, c \rangle \\ &= \langle x_0 + at, y_0 + bt, z_0 + ct \rangle. \end{aligned}$$

The last line states that the  $x$  values of the line are given by  $x = x_0 + at$ , the  $y$  values are given by  $y = y_0 + bt$ , and the  $z$  values are given by  $z = z_0 + ct$ . These three equations, taken together, are the *parametric equations of the line* through  $\vec{p}$  in the direction of  $\vec{d}$ .

Finally, each of the equations for  $x$ ,  $y$  and  $z$  above contain the variable  $t$ . We can solve for  $t$  in each equation:

$$\begin{aligned} x &= x_0 + at \Rightarrow t = \frac{x - x_0}{a}, \\ y &= y_0 + bt \Rightarrow t = \frac{y - y_0}{b}, \\ z &= z_0 + ct \Rightarrow t = \frac{z - z_0}{c}, \end{aligned}$$

assuming  $a, b, c \neq 0$ . Since  $t$  is equal to each expression on the right, we can set these equal to each other, forming the *symmetric equations of the line* through  $\vec{p}$  in the direction of  $\vec{d}$ :

$$\frac{x - x_0}{a} = \frac{y - y_0}{b} = \frac{z - z_0}{c}.$$



[youtu.be/watch?v=rA3i\\_j9MGEM](https://youtu.be/watch?v=rA3i_j9MGEM)

Figure 12.5.1 Video introduction to Section 12.5

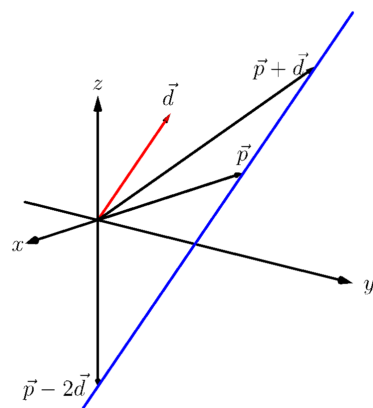


Figure 12.5.2 Defining a line in space

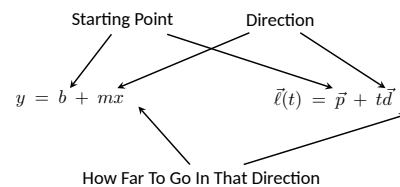


Figure 12.5.3 Understanding the vector equation of a line

Each representation has its own advantages, depending on the context. We summarize these three forms in the following definition, then give examples of their use.

**Definition 12.5.4 Equations of Lines in Space.**

Let  $P = (x_0, y_0, z_0)$  and let  $\vec{p} = \langle x_0, y_0, z_0 \rangle$ . Consider the line in space that passes through  $P$  in the direction of  $\vec{d} = \langle a, b, c \rangle$ .

1. The *vector equation* of the line is

$$\vec{\ell}(t) = \vec{p} + t\vec{d}.$$

2. The *parametric equations* of the line are

$$x = x_0 + at, y = y_0 + bt, z = z_0 + ct.$$

3. The *symmetric equations* of the line are

$$\frac{x - x_0}{a} = \frac{y - y_0}{b} = \frac{z - z_0}{c}.$$

**Example 12.5.5 Finding the equation of a line.**

Give all three equations, as given in [Definition 12.5.4](#), of the line through  $P = (2, 3, 1)$  in the direction of  $\vec{d} = \langle -1, 1, 2 \rangle$ . Does the point  $Q = (-1, 6, 6)$  lie on this line?

**Solution.** We identify the point  $P = (2, 3, 1)$  with the vector  $\vec{p} = \langle 2, 3, 1 \rangle$ . Following the definition, we have

- the vector equation of the line is  $\vec{\ell}(t) = \langle 2, 3, 1 \rangle + t \langle -1, 1, 2 \rangle$ ;
- the parametric equations of the line are

$$x = 2 - t, y = 3 + t, z = 1 + 2t; \text{ and}$$

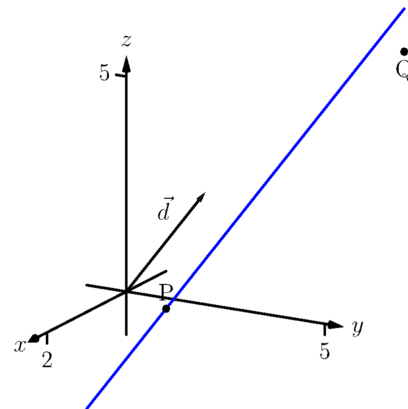
- the symmetric equations of the line are

$$\frac{x - 2}{-1} = \frac{y - 3}{1} = \frac{z - 1}{2}.$$

The first two equations of the line are useful when a  $t$  value is given: one can immediately find the corresponding point on the line. These forms are good when calculating with a computer; most software programs easily handle equations in these formats. (For instance, the graphics program that made [Figure 12.5.6](#) can be given the input “(2-t, 3+t, 1+2\*t)” for  $-1 \leq t \leq 3$ .)

Does the point  $Q = (-1, 6, 6)$  lie on the line? The graph in [Figure 12.5.6](#) makes it clear that it does not. We can answer this question without the graph using any of the three equation forms. Of the three, the symmetric equations are probably best suited for this task. Simply plug in the values of  $x$ ,  $y$  and  $z$  and see if equality is maintained:

$$\frac{-1 - 2}{-1} \stackrel{?}{=} \frac{6 - 3}{1} \stackrel{?}{=} \frac{6 - 1}{2} \Rightarrow 3 = 3 \neq 2.5.$$



**Figure 12.5.6** Graphing a line in [Example 12.5.5](#)

We see that  $Q$  does not lie on the line as it did not satisfy the symmetric equations.

### Example 12.5.7 Finding the equation of a line through two points.

Find the parametric equations of the line through the points  $P = (2, -1, 2)$  and  $Q = (1, 3, -1)$ .

**Solution.** Recall the statement made at the beginning of this section: to find the equation of a line, we need a point and a direction. We have two points; either one will suffice. The direction of the line can be found by the vector with initial point  $P$  and terminal point  $Q$ :  $\overrightarrow{PQ} = \langle -1, 4, -3 \rangle$ . The parametric equations of the line  $\ell$  through  $P$  in the direction of  $\overrightarrow{PQ}$  are:

$$\ell : x = 2 - t, y = -1 + 4t, z = 2 - 3t.$$

A graph of the points and line are given in Figure 12.5.8. Note how in the given parametrization of the line,  $t = 0$  corresponds to the point  $P$ , and  $t = 1$  corresponds to the point  $Q$ . This relates to the understanding of the vector equation of a line described in Figure 12.5.3. The parametric equations “start” at the point  $P$ , and  $t$  determines how far in the direction of  $\overrightarrow{PQ}$  to travel. When  $t = 0$ , we travel 0 lengths of  $\overrightarrow{PQ}$ ; when  $t = 1$ , we travel one length of  $\overrightarrow{PQ}$ , resulting in the point  $Q$ .

Video solution



[youtu.be/watch?v=i307pfanflE](https://youtu.be/watch?v=i307pfanflE)

Video solution



[youtu.be/watch?v=3ROgMsmz0J0](https://youtu.be/watch?v=3ROgMsmz0J0)

## 12.5.2 Parallel, Intersecting and Skew Lines

In the plane, two *distinct* lines can either be parallel or they will intersect at exactly one point. In space, given equations of two lines, it can sometimes be difficult to tell whether the lines are distinct or not (i.e., the same line can be represented in different ways). Given lines  $\ell_1(t) = \vec{p}_1 + t\vec{d}_1$  and  $\ell_2(t) = \vec{p}_2 + t\vec{d}_2$ , we have four possibilities:  $\ell_1$  and  $\ell_2$  are

the same line	they share all points
intersecting lines	they share only 1 point;
parallel lines	$\vec{d}_1 \parallel \vec{d}_2$ , no points in common;
skew lines	$\vec{d}_1 \nparallel \vec{d}_2$ , no points in common.

The next two examples investigate these possibilities.

### Example 12.5.9 Comparing lines.

Consider lines  $\ell_1$  and  $\ell_2$ , given in parametric equation form:

$$\begin{array}{ll} x = 1 + 3t & x = -2 + 4s \\ \ell_1 : y = 2 - t & \ell_2 : y = 3 + s \\ z = t & z = 5 + 2s \end{array}$$

Determine whether  $\ell_1$  and  $\ell_2$  are the same line, intersect, are parallel, or skew.

**Solution.** We start by looking at the directions of each line. Line  $\ell_1$  has the direction given by  $\vec{d}_1 = \langle 3, -1, 1 \rangle$  and line  $\ell_2$  has the direction given by  $\vec{d}_2 = \langle 4, 1, 2 \rangle$ . It should be clear that  $\vec{d}_1$  and  $\vec{d}_2$  are not parallel, hence

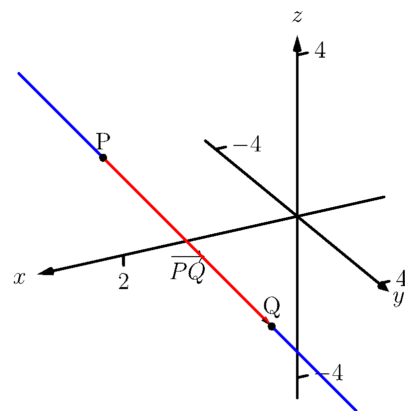


Figure 12.5.8 A graph of the line in Example 12.5.7

$\ell_1$  and  $\ell_2$  are not the same line, nor are they parallel. Figure 12.5.10 verifies this fact (where the points and directions indicated by the equations of each line are identified).

We next check to see if they intersect (if they do not, they are skew lines). To find if they intersect, we look for  $t$  and  $s$  values such that the respective  $x$ ,  $y$  and  $z$  values are the same. That is, we want  $s$  and  $t$  such that:

$$\begin{aligned} 1 + 3t &= -2 + 4s \\ 2 - t &= 3 + s \\ t &= 5 + 2s \end{aligned}$$

This is a relatively simple system of linear equations. Since the last equation is already solved for  $t$ , substitute that value of  $t$  into the equation above it:

$$2 - (5 + 2s) = 3 + s \Rightarrow s = -2, t = 1.$$

A key to remember is that we have *three* equations; we need to check if  $s = -2$ ,  $t = 1$  satisfies the first equation as well:

$$1 + 3(1) \neq -2 + 4(-2).$$

It does not. Therefore, we conclude that the lines  $\ell_1$  and  $\ell_2$  are skew.

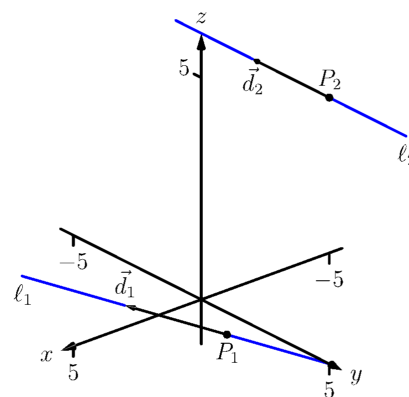


Figure 12.5.10 Sketching the lines from Example 12.5.9

Video solution



[youtu.be/watch?v=hEYfincwMX0](https://youtu.be/watch?v=hEYfincwMX0)

### Example 12.5.11 Comparing lines.

Consider lines  $\ell_1$  and  $\ell_2$ , given in parametric equation form:

$$\begin{aligned} \ell_1 : \begin{aligned} x &= -0.7 + 1.6t \\ y &= 4.2 + 2.72t \\ z &= 2.3 - 3.36t \end{aligned} & \quad \ell_2 : \begin{aligned} x &= 2.8 - 2.9s \\ y &= 10.15 - 4.93s \\ z &= -5.05 + 6.09s \end{aligned} \end{aligned}$$

Determine whether  $\ell_1$  and  $\ell_2$  are the same line, intersect, are parallel, or skew.

**Solution.** It is obviously very difficult to simply look at these equations and discern anything. This is done intentionally. In the “real world,” most equations that are used do not have nice, integer coefficients. Rather, there are lots of digits after the decimal and the equations can look “messy.”

We again start by deciding whether or not each line has the same direction. The direction of  $\ell_1$  is given by  $\vec{d}_1 = \langle 1.6, 2.72, -3.36 \rangle$  and the direction of  $\ell_2$  is given by  $\vec{d}_2 = \langle -2.9, -4.93, 6.09 \rangle$ . When it is not clear through observation whether two vectors are parallel or not, the standard way of determining this is by comparing their respective unit vectors. Using a calculator, we find:

$$\begin{aligned} \vec{u}_1 &= \frac{\vec{d}_1}{\|\vec{d}_1\|} = \langle 0.3471, 0.5901, -0.7289 \rangle \\ \vec{u}_2 &= \frac{\vec{d}_2}{\|\vec{d}_2\|} = \langle -0.3471, -0.5901, 0.7289 \rangle. \end{aligned}$$

The two vectors seem to be parallel (at least, their components are equal to 4 decimal places). In most situations, it would suffice to conclude that

the lines are at least parallel, if not the same. One way to be sure is to rewrite  $\vec{d}_1$  and  $\vec{d}_2$  in terms of fractions, not decimals. We have

$$\vec{d}_1 = \left\langle \frac{16}{10}, \frac{272}{100}, -\frac{336}{100} \right\rangle \quad \vec{d}_2 = \left\langle -\frac{29}{10}, -\frac{493}{100}, \frac{609}{100} \right\rangle.$$

One can then find the magnitudes of each vector in terms of fractions, then compute the unit vectors likewise. After a lot of manual arithmetic (or after briefly using a computer algebra system), one finds that

$$\vec{u}_1 = \left\langle \sqrt{\frac{10}{83}}, \frac{17}{\sqrt{830}}, -\frac{21}{\sqrt{830}} \right\rangle \quad \vec{u}_2 = \left\langle -\sqrt{\frac{10}{83}}, -\frac{17}{\sqrt{830}}, \frac{21}{\sqrt{830}} \right\rangle.$$

We can now say without equivocation that these lines are parallel.

Are they the same line? The parametric equations for a line describe one point that lies on the line, so we know that the point  $P_1 = (-0.7, 4.2, 2.3)$  lies on  $\ell_1$ . To determine if this point also lies on  $\ell_2$ , plug in the  $x, y$  and  $z$  values of  $P_1$  into the symmetric equations for  $\ell_2$ :

$$\frac{(-0.7) - 2.8}{-2.9} \stackrel{?}{=} \frac{(4.2) - 10.15}{-4.93} \stackrel{?}{=} \frac{(2.3) - (-5.05)}{6.09}$$

$$1.2069 = 1.2069 = 1.2069.$$

The point  $P_1$  lies on both lines, so we conclude they are the same line, just parametrized differently. Figure 12.5.12 graphs this line along with the points and vectors described by the parametric equations. Note how  $\vec{d}_1$  and  $\vec{d}_2$  are parallel, though point in opposite directions (as indicated by their unit vectors above).

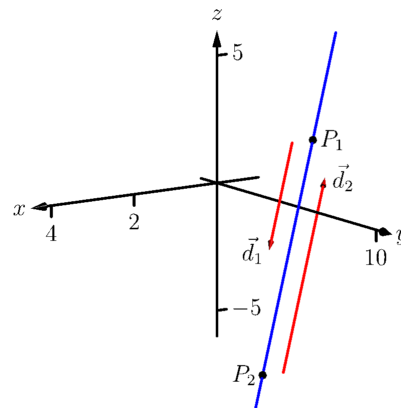


Figure 12.5.12 Graphing the lines in Example 12.5.11

### 12.5.3 Distances

Given a point  $Q$  and a line  $\vec{\ell}(t) = \vec{p} + t\vec{d}$  in space, it is often useful to know the distance from the point to the line. (Here we use the standard definition of “distance,” i.e., the length of the shortest line segment from the point to the line.) Identifying  $\vec{p}$  with the point  $P$ , Figure 12.5.13 will help establish a general method of computing this distance  $h$ .

From trigonometry, we know  $h = \|\vec{PQ}\| \sin(\theta)$ . We have a similar identity involving the cross product:  $\|\vec{PQ} \times \vec{d}\| = \|\vec{PQ}\| \|\vec{d}\| \sin(\theta)$ . Divide both sides of this latter equation by  $\|\vec{d}\|$  to obtain  $h$ :

$$h = \frac{\|\vec{PQ} \times \vec{d}\|}{\|\vec{d}\|}. \quad (12.5.2)$$

It is also useful to determine the distance between lines, which we define as the length of the shortest line segment that connects the two lines (an argument from geometry shows that this line segment is perpendicular to both lines). Let lines  $\vec{\ell}_1(t) = \vec{p}_1 + t\vec{d}_1$  and  $\vec{\ell}_2(t) = \vec{p}_2 + t\vec{d}_2$  be given, as shown in Figure 12.5.15. To find the direction orthogonal to both  $\vec{d}_1$  and  $\vec{d}_2$ , we take the cross product:  $\vec{c} = \vec{d}_1 \times \vec{d}_2$ . The magnitude of the orthogonal projection of  $\vec{P_1P_2}$  onto  $\vec{c}$  is the distance  $h$  we seek:

$$h = \left\| \text{proj}_{\vec{c}} \vec{P_1P_2} \right\|$$

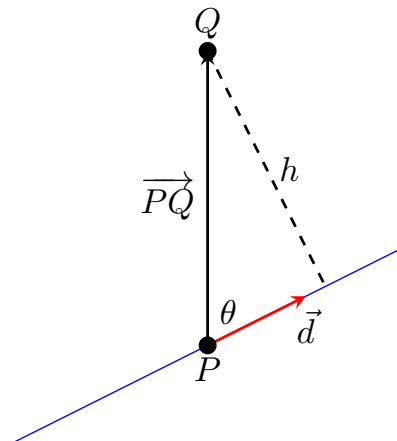


Figure 12.5.13 Establishing the distance from a point to a line



[youtu.be/watch?v=ZJ\\_e\\_Os2s2M](https://youtu.be/watch?v=ZJ_e_Os2s2M)

Figure 12.5.14 Determining distance from a line to a point

$$\begin{aligned}
 &= \left\| \frac{\overrightarrow{P_1 P_2} \cdot \vec{c}}{\vec{c} \cdot \vec{c}} \vec{c} \right\| \\
 &= \frac{|\overrightarrow{P_1 P_2} \cdot \vec{c}|}{\|\vec{c}\|^2} \|\vec{c}\| \\
 &= \frac{|\overrightarrow{P_1 P_2} \cdot \vec{c}|}{\|\vec{c}\|}.
 \end{aligned}$$

A problem in the Exercise section is to show that this distance is 0 when the lines intersect. Note the use of the Triple Scalar Product:  $\overrightarrow{P_1 P_2} \cdot \vec{c} = \overrightarrow{P_1 P_2} \cdot (\vec{d}_1 \times \vec{d}_2)$ .

The following Key Idea restates these two distance formulas.

**Key Idea 12.5.17 Distances to Lines.**

1. Let  $P$  be a point on a line  $\ell$  that is parallel to  $\vec{d}$ . The distance  $h$  from a point  $Q$  to the line  $\ell$  is:

$$h = \frac{\|\overrightarrow{PQ} \times \vec{d}\|}{\|\vec{d}\|}.$$

2. Let  $P_1$  be a point on line  $\ell_1$  that is parallel to  $\vec{d}_1$ , and let  $P_2$  be a point on line  $\ell_2$  parallel to  $\vec{d}_2$ , and let  $\vec{c} = \vec{d}_1 \times \vec{d}_2$ , where lines  $\ell_1$  and  $\ell_2$  are not parallel. The distance  $h$  between the two lines is:

$$h = \frac{|\overrightarrow{P_1 P_2} \cdot \vec{c}|}{\|\vec{c}\|}.$$

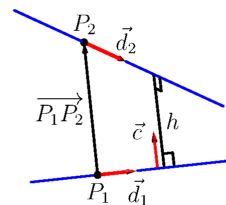
**Example 12.5.18 Finding the distance from a point to a line.**

Find the distance from the point  $Q = (1, 1, 3)$  to the line  $\vec{\ell}(t) = \langle 1, -1, 1 \rangle + t \langle 2, 3, 1 \rangle$ .

**Solution.** The equation of the line gives us the point  $P = (1, -1, 1)$  that lies on the line, hence  $\overrightarrow{PQ} = \langle 0, 2, 2 \rangle$ . The equation also gives  $\vec{d} = \langle 2, 3, 1 \rangle$ . Following [Key Idea 12.5.17](#), we have the distance as

$$\begin{aligned}
 h &= \frac{\|\overrightarrow{PQ} \times \vec{d}\|}{\|\vec{d}\|} \\
 &= \frac{\| \langle -4, 4, -4 \rangle \|}{\sqrt{14}} \\
 &= \frac{4\sqrt{3}}{\sqrt{14}} \approx 1.852.
 \end{aligned}$$

The point  $Q$  is approximately 1.852 units from the line  $\vec{\ell}(t)$ .



**Figure 12.5.15** Establishing the distance between lines



[youtu.be/watch?v=h0x9SfUUVGVc](https://youtu.be/watch?v=h0x9SfUUVGVc)

**Figure 12.5.16** Determining distance between skew lines

**Video solution**



[youtu.be/watch?v=xDB7li9crEs](https://youtu.be/watch?v=xDB7li9crEs)

**Example 12.5.19 Finding the distance between lines.**

Find the distance between the lines

$$\begin{array}{rcl} x & = & 1 + 3t \\ \ell_1 : y & = & 2 - t \\ z & = & t \end{array} \qquad \begin{array}{rcl} x & = & -2 + 4s \\ \ell_2 : y & = & 3 + s \\ z & = & 5 + 2s. \end{array}$$

**Solution.** These are the same lines as given in [Example 12.5.9](#), where we showed them to be skew. The equations allow us to identify the following points and vectors:

$$P_1 = (1, 2, 0) P_2 = (-2, 3, 5) \Rightarrow \overrightarrow{P_1 P_2} = \langle -3, 1, 5 \rangle.$$

$$\vec{d}_1 = \langle 3, -1, 1 \rangle \vec{d}_2 = \langle 4, 1, 2 \rangle \Rightarrow \vec{c} = \vec{d}_1 \times \vec{d}_2 = \langle -3, -2, 7 \rangle.$$

From [Key Idea 12.5.17](#) we have the distance  $h$  between the two lines is

$$\begin{aligned} h &= \frac{|\overrightarrow{P_1 P_2} \cdot \vec{c}|}{\|\vec{c}\|} \\ &= \frac{42}{\sqrt{62}} \approx 5.334. \end{aligned}$$

The lines are approximately 5.334 units apart.

One of the key points to understand from this section is this: to describe a line, we need a point and a direction. Whenever a problem is posed concerning a line, one needs to take whatever information is offered and glean point and direction information. Many questions can be asked (and are asked in the Exercise section) whose answer immediately follows from this understanding.

Lines are one of two fundamental objects of study in space. The other fundamental object is the *plane*, which we study in detail in the next section. Many complex three dimensional objects are studied by approximating their surfaces with lines and planes.

Video solution



[youtu.be/watch?v=h0x9SfUVGVc](https://youtu.be/watch?v=h0x9SfUVGVc)



## 12.5.4 Exercises

## Terms and Concepts

1. To find an equation of a line, what two pieces of information are needed?
2. Two distinct lines in the plane can intersect or be \_\_\_\_\_.
3. Two distinct lines in space can intersect, be \_\_\_\_\_ or be \_\_\_\_\_.
4. Use your own words to describe what it means for two lines in space to be skew.

## Problems

**Exercise Group.** Write the vector, parametric and symmetric equations of the lines described.

5. Passes through  $P = (2, -4, 1)$ , parallel to  $\vec{d} = \langle 9, 2, 5 \rangle$ .
6.  $\ell$  is a line that passes through  $P = (6, 1, 7)$ , parallel to  $\vec{d} = \langle -3, 2, 5 \rangle$ .
7. Passes through  $P = (2, 1, 5)$  and  $Q = (7, -2, 4)$ .
8.  $\ell$  is a line that passes through  $P = (1, -2, 3)$  and  $Q = (5, 5, 5)$ .
9. Passes through  $P = (0, 1, 2)$  and orthogonal to both  $\vec{d}_1 = \langle 2, -1, 7 \rangle$  and  $\vec{d}_2 = \langle 7, 1, 3 \rangle$ .
10.  $\ell$  is a line that passes through  $P = (5, 1, 9)$  and is orthogonal to both  $\vec{d}_1 = \langle 1, 0, 1 \rangle$  and  $\vec{d}_2 = \langle 2, 0, 3 \rangle$ .
11.  $\ell$  is a line that passes through the intersection of  $\vec{\ell}_1(t) = \langle 2, 1, 1 \rangle + t \langle 5, 1, -2 \rangle$  and  $\vec{\ell}_2(t) = \langle -2, -1, 2 \rangle + t \langle 3, 1, -1 \rangle$ , and is orthogonal to both lines.
12.  $\ell$  is a line that passes through the intersection of  $\vec{\ell}_1(t) = \begin{cases} x = t \\ y = -2 + 2t \\ z = 1 + t \end{cases}$  and  $\vec{\ell}_2(t) = \begin{cases} x = 2 + t \\ y = 2 - t \\ z = 3 + 2t \end{cases}$ , and is orthogonal to both lines.
13. Passes through  $P = (1, 1)$ , parallel to  $\vec{d} = \langle 2, 3 \rangle$ .
14.  $\ell$  is a line that passes through  $P = (-2, 5)$ , parallel to  $\vec{d} = \langle 0, 1 \rangle$ .

**Exercise Group.** Determine if the described lines are the same line, parallel lines, intersecting or skew lines. If intersecting, give the point of intersection.

15.  $\vec{\ell}_1(t) = \langle 1, 2, 1 \rangle + t \langle 2, -1, 1 \rangle$  and  $\vec{\ell}_2(t) = \langle 3, 3, 3 \rangle + t \langle -4, 2, -2 \rangle$ .
16.  $\vec{\ell}_1(t) = \langle 2, 1, 1 \rangle + t \langle 5, 1, 3 \rangle$  and  $\vec{\ell}_2(t) = \langle 14, 5, 9 \rangle + t \langle 1, 1, 1 \rangle$ .
17.  $\vec{\ell}_1(t) = \langle 3, 4, 1 \rangle + t \langle 2, -3, 4 \rangle$ ,  $\vec{\ell}_2(t) = \langle -3, 3, -3 \rangle + t \langle 3, -2, 4 \rangle$ .
18.  $\vec{\ell}_1(t) = \langle 1, 1, 1 \rangle + t \langle 3, 1, 3 \rangle$  and  $\vec{\ell}_2(t) = \langle 7, 3, 7 \rangle + t \langle 6, 2, 6 \rangle$ .
19.  $\vec{\ell}_1(t) = \begin{cases} x = 1 + 2t \\ y = 3 - 2t \\ z = t \end{cases}$  and  $\vec{\ell}_2(t) = \begin{cases} x = 3 - t \\ y = 3 + 5t \\ z = 2 + 7t \end{cases}$ .
20.  $\vec{\ell}_1(t) = \begin{cases} x = 1.1 + 0.6t \\ y = 3.77 + 0.9t \\ z = -2.3 + 1.5t \end{cases}$  and  $\vec{\ell}_2(t) = \begin{cases} x = 3.11 + 3.4t \\ y = 2 + 5.1t \\ z = 2.5 + 8.5t \end{cases}$ .

$$21. \quad \ell_1 = \begin{cases} x = 0.2 + 0.6t \\ y = 1.33 - 0.45t \\ z = -4.2 + 1.05t \end{cases} \text{ and } \ell_2 = \begin{cases} x = 0.86 + 9.2t \\ y = 0.835 - 6.9t \\ z = -3.045 + 16.1t \end{cases}$$

$$22. \quad \vec{\ell}_1(t) = \begin{cases} x = 0.1 + 1.1t \\ y = 2.9 - 1.5t \\ z = 3.2 + 1.6t \end{cases} \text{ and } \vec{\ell}_2(t) = \begin{cases} x = 4 - 2.1t \\ y = 1.8 + 7.2t \\ z = 3.1 + 1.1t \end{cases}$$

**Exercise Group.** Find the distance from the point to the line.

23.  $Q = (1, 1, 1)$ ,  $\vec{\ell}(t) = \langle 2, 1, 3 \rangle + t \langle 2, 1, -2 \rangle$

24. Find the distance from the point  $Q = (2, 5, 6)$  to the line  $\vec{\ell}(t) = \langle -1, 1, 1 \rangle + t \langle 1, 0, 1 \rangle$ .

25.  $Q = (0, 3)$ ,  $\vec{\ell}(t) = \langle 2, 0 \rangle + t \langle 1, 1 \rangle$

26. Find the distance from the point  $Q = (1, 1)$  to the line  $\vec{\ell}(t) = \langle 4, 5 \rangle + t \langle -4, 3 \rangle$ .

**Exercise Group.** Find the distance between the two lines.

27.  $\vec{\ell}_1(t) = \langle 1, 2, 1 \rangle + t \langle 2, -1, 1 \rangle$ ,  
 $\vec{\ell}_2(t) = \langle 3, 3, 3 \rangle + t \langle 4, 2, -2 \rangle$ .

28. Find the distance between the line  $\vec{\ell}_1(t) = \langle 0, 0, 1 \rangle + t \langle 1, 0, 0 \rangle$  and the line  $\vec{\ell}_2(t) = \langle 0, 0, 3 \rangle + t \langle 0, 1, 0 \rangle$ .

**Exercise Group.** The following exercises explore special cases of the distance formulas found in [Key Idea 12.5.17](#).

29. Let  $Q$  be a point on the line  $\vec{\ell}(t)$ . Show why the distance formula correctly gives the distance from the point to the line as 0.

30. Let lines  $\vec{\ell}_1(t)$  and  $\vec{\ell}_2(t)$  be intersecting lines. Show why the distance formula correctly gives the distance between these lines as 0.

31. Let lines  $\vec{\ell}_1(t)$  and  $\vec{\ell}_2(t)$  be parallel.

(a) Show why the distance formula for distance between lines cannot be used as stated to find the distance between the lines.

(b) Show why letting  $\vec{c} = (\overrightarrow{P_1 P_2} \times \vec{d}_2) \times \vec{d}_2$  allows one to use the formula.

(c) Show how one can use the formula for the distance between a point and a line to find the distance between parallel lines.

## 12.6 Planes

Any flat surface, such as a wall, table top or stiff piece of cardboard can be thought of as representing part of a plane. Consider a piece of cardboard with a point  $P$  marked on it. One can take a nail and stick it into the cardboard at  $P$  such that the nail is perpendicular to the cardboard; see Figure 12.6.1.

This nail provides a “handle” for the cardboard. Moving the cardboard around moves  $P$  to different locations in space. Tilting the nail (but keeping  $P$  fixed) tilts the cardboard. Both moving and tilting the cardboard defines a different plane in space. In fact, we can define a plane by: 1) the location of  $P$  in space, and 2) the direction of the nail.

The previous section showed that one can define a line given a point on the line and the direction of the line (usually given by a vector). One can make a similar statement about planes: we can define a plane in space given a point on the plane and the direction the plane “faces” (using the description above, the direction of the nail). Once again, the direction information will be supplied by a vector, called a *normal vector*, that is orthogonal to the plane.

What exactly does “orthogonal to the plane” mean? Choose any two points  $P$  and  $Q$  in the plane, and consider the vector  $\overrightarrow{PQ}$ . We say a vector  $\vec{n}$  is orthogonal to the plane if  $\vec{n}$  is perpendicular to  $\overrightarrow{PQ}$  for all choices of  $P$  and  $Q$ ; that is, if  $\vec{n} \cdot \overrightarrow{PQ} = 0$  for all  $P$  and  $Q$ .

This gives us way of writing an equation describing the plane. Let  $P = (x_0, y_0, z_0)$  be a point in the plane and let  $\vec{n} = \langle a, b, c \rangle$  be a normal vector to the plane. A point  $Q = (x, y, z)$  lies in the plane defined by  $P$  and  $\vec{n}$  if, and only if,  $\overrightarrow{PQ}$  is orthogonal to  $\vec{n}$ . Knowing  $\overrightarrow{PQ} = \langle x - x_0, y - y_0, z - z_0 \rangle$ , consider:

$$\begin{aligned}\overrightarrow{PQ} \cdot \vec{n} &= 0 \\ \langle x - x_0, y - y_0, z - z_0 \rangle \cdot \langle a, b, c \rangle &= 0 \\ a(x - x_0) + b(y - y_0) + c(z - z_0) &= 0.\end{aligned}\tag{12.6.1}$$

Equation (12.6.1) defines an *implicit* function describing the plane. More algebra produces:

$$ax + by + cz = ax_0 + by_0 + cz_0.$$

The right hand side is just a number, so we replace it with  $d$ :

$$ax + by + cz = d.\tag{12.6.2}$$

As long as  $c \neq 0$ , we can solve for  $z$ :

$$z = \frac{1}{c}(d - ax - by).\tag{12.6.3}$$

Equation (12.6.3) is especially useful as many computer programs can graph functions in this form. Equations (12.6.1) and (12.6.2) have specific names, given next.

### Definition 12.6.3 Equations of a Plane in Standard and General Forms.

The plane passing through the point  $P = (x_0, y_0, z_0)$  with normal vector  $\vec{n} = \langle a, b, c \rangle$  can be described by an equation with **standard form**

$$a(x - x_0) + b(y - y_0) + c(z - z_0) = 0;$$

the equation's **general form** is

$$ax + by + cz = d.$$

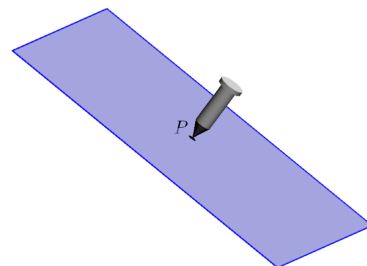


Figure 12.6.1 Illustrating defining a plane with a sheet of cardboard and a nail



[youtu.be/watch?v=aP-fcbArvtA](https://youtu.be/watch?v=aP-fcbArvtA)

Figure 12.6.2 Video introduction to Section 12.6

A key to remember throughout this section is this: to find the equation of a plane, we need a point and a normal vector. We will give several examples of finding the equation of a plane, and in each one different types of information are given. In each case, we need to use the given information to find a point on the plane and a normal vector.

#### Example 12.6.4 Finding the equation of a plane.

Write the equation of the plane that passes through the points  $P = (1, 1, 0)$ ,  $Q = (1, 2, -1)$  and  $R = (0, 1, 2)$  in standard form.

**Solution.** We need a vector  $\vec{n}$  that is orthogonal to the plane. Since  $P$ ,  $Q$  and  $R$  are in the plane, so are the vectors  $\vec{PQ}$  and  $\vec{PR}$ ;  $\vec{PQ} \times \vec{PR}$  is orthogonal to  $\vec{PQ}$  and  $\vec{PR}$  and hence the plane itself.

It is straightforward to compute  $\vec{n} = \vec{PQ} \times \vec{PR} = \langle 2, 1, 1 \rangle$ . We can use any point we wish in the plane (any of  $P$ ,  $Q$  or  $R$  will do) and we arbitrarily choose  $P$ . Following Definition 12.6.3, the equation of the plane in standard form is

$$2(x - 1) + (y - 1) + z = 0.$$

The plane is sketched in Figure 12.6.5.

We have just demonstrated the fact that any three non-collinear points define a plane. (This is why a three-legged stool does not “rock;” it’s three feet always lie in a plane. A four-legged stool will rock unless all four feet lie in the same plane.)

#### Example 12.6.6 Finding the equation of a plane.

Verify that lines  $\ell_1$  and  $\ell_2$ , whose parametric equations are given below, intersect, then give the equation of the plane that contains these two lines in general form.

$$\begin{array}{ll} x = -5 + 2s & x = 2 + 3t \\ \ell_1 : y = 1 + s & \ell_2 : y = 1 - 2t \\ z = -4 + 2s & z = 1 + t \end{array}$$

**Solution.** The lines clearly are not parallel. If they do not intersect, they are skew, meaning there is not a plane that contains them both. If they do intersect, there is such a plane.

To find their point of intersection, we set the  $x$ ,  $y$  and  $z$  equations equal to each other and solve for  $s$  and  $t$ :

$$\begin{array}{rcl} -5 + 2s & = & 2 + 3t \\ 1 + s & = & 1 - 2t \Rightarrow s = 2, t = -1. \\ -4 + 2s & = & 1 + t \end{array}$$

When  $s = 2$  and  $t = -1$ , the lines intersect at the point  $P = (-1, 3, 0)$ . Let  $\vec{d}_1 = \langle 2, 1, 2 \rangle$  and  $\vec{d}_2 = \langle 3, -2, 1 \rangle$  be the directions of lines  $\ell_1$  and  $\ell_2$ , respectively. A normal vector to the plane containing these two lines will also be orthogonal to  $\vec{d}_1$  and  $\vec{d}_2$ . Thus we find a normal vector  $\vec{n}$  by computing  $\vec{n} = \vec{d}_1 \times \vec{d}_2 = \langle 5, 4, -7 \rangle$ .

We can pick any point in the plane with which to write our equation; each line gives us infinite choices of points. We choose  $P$ , the point of

Video solution



[youtu.be/watch?v=oc77R0am1vk](https://youtu.be/watch?v=oc77R0am1vk)

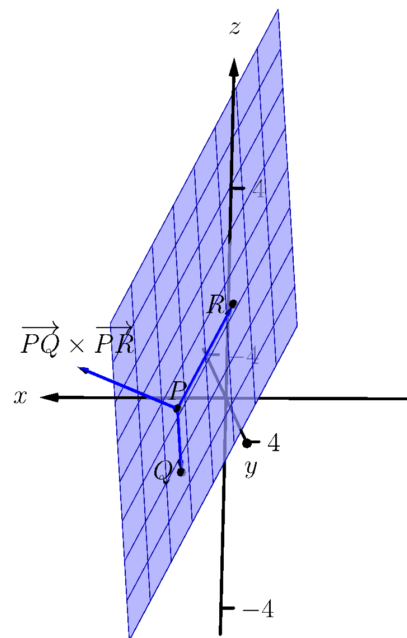


Figure 12.6.5 Sketching the plane in Example 12.6.4

intersection. We follow Definition 12.6.3 to write the plane's equation in general form:

$$\begin{aligned} 5(x+1) + 4(y-3) - 7z &= 0 \\ 5x + 5 + 4y - 12 - 7z &= 0 \\ 5x + 4y - 7z &= 7. \end{aligned}$$

The plane's equation in general form is  $5x + 4y - 7z = 7$ ; it is sketched in Figure 12.6.7.

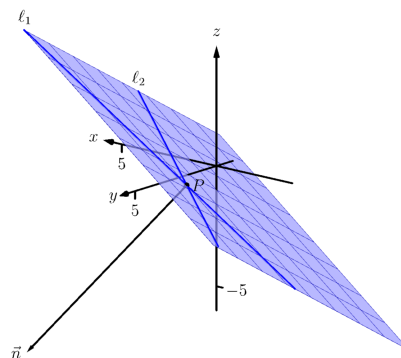


Figure 12.6.7 Sketching the plane in Example 12.6.6

#### Example 12.6.8 Finding the equation of a plane.

Give the equation, in standard form, of the plane that passes through the point  $P = (-1, 0, 1)$  and is orthogonal to the line with vector equation  $\vec{\ell}(t) = \langle -1, 0, 1 \rangle + t \langle 1, 2, 2 \rangle$ .

**Solution.** As the plane is to be orthogonal to the line, the plane must be orthogonal to the direction of the line given by  $\vec{d} = \langle 1, 2, 2 \rangle$ . We use this as our normal vector. Thus the plane's equation, in standard form, is

$$(x+1) + 2y + 2(z-1) = 0.$$

The line and plane are sketched in Figure 12.6.9.

#### Example 12.6.10 Finding the intersection of two planes.

Give the parametric equations of the line that is the intersection of the planes  $p_1$  and  $p_2$ , where:

$$\begin{aligned} p_1 : x - (y-2) + (z-1) &= 0 \\ p_2 : -2(x-2) + (y+1) + (z-3) &= 0 \end{aligned}$$

**Solution.** To find an equation of a line, we need a point on the line and the direction of the line.

We can find a point on the line by solving each equation of the planes for  $z$ :

$$\begin{aligned} p_1 : z &= -x + y - 1 \\ p_2 : z &= 2x - y - 2 \end{aligned}$$

We can now set these two equations equal to each other (i.e., we are finding values of  $x$  and  $y$  where the planes have the same  $z$  value):

$$\begin{aligned} -x + y - 1 &= 2x - y - 2 \\ 2y &= 3x - 1 \\ y &= \frac{1}{2}(3x - 1) \end{aligned}$$

We can choose any value for  $x$ ; we choose  $x = 1$ . This determines that  $y = 1$ . We can now use the equations of either plane to find  $z$ : when  $x = 1$  and  $y = 1$ ,  $z = -1$  on both planes. We have found a point  $P$  on the line:  $P = (1, 1, -1)$ .

Video solution



[youtu.be/watch?v=2diP-H-QLol](https://youtu.be/watch?v=2diP-H-QLol)

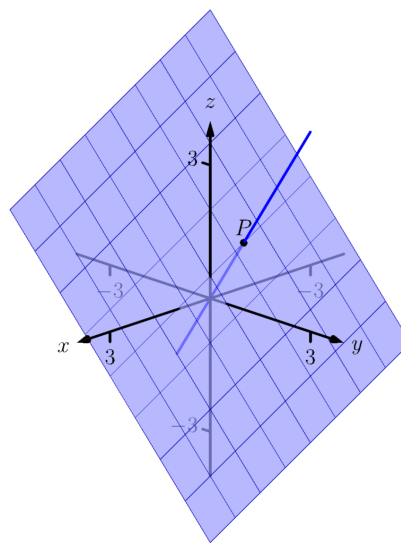


Figure 12.6.9 The line and plane in Example 12.6.8

We now need the direction of the line. Since the line lies in each plane, its direction is orthogonal to a normal vector for each plane. Considering the equations for  $p_1$  and  $p_2$ , we can quickly determine their normal vectors. For  $p_1$ ,  $\vec{n}_1 = \langle 1, -1, 1 \rangle$  and for  $p_2$ ,  $\vec{n}_2 = \langle -2, 1, 1 \rangle$ . A direction orthogonal to both of these directions is their cross product:  $\vec{d} = \vec{n}_1 \times \vec{n}_2 = \langle -2, -3, -1 \rangle$ .

The parametric equations of the line through  $P = (1, 1, -1)$  in the direction of  $\vec{d} = \langle -2, -3, -1 \rangle$  is:

$$\ell : x = -2t + 1, y = -3t + 1, z = -t - 1.$$

The planes and line are graphed in Figure 12.6.11.

### Example 12.6.12 Finding the intersection of a plane and a line.

Find the point of intersection, if any, of the line  $\ell(t) = \langle 3, -3, -1 \rangle + t \langle -1, 2, 1 \rangle$  and the plane with equation in general form  $2x + y + z = 4$ .

**Solution.** The equation of the plane shows that the vector  $\vec{n} = \langle 2, 1, 1 \rangle$  is a normal vector to the plane, and the equation of the line shows that the line moves parallel to  $\vec{d} = \langle -1, 2, 1 \rangle$ . Since these are not orthogonal, we know there is a point of intersection. (If there were orthogonal, it would mean that the plane and line were parallel to each other, either never intersecting or the line was in the plane itself.)

To find the point of intersection, we need to find a  $t$  value such that  $\ell(t)$  satisfies the equation of the plane. Rewriting the equation of the line with parametric equations will help:

$$\ell(t) = \begin{cases} x = 3 - t \\ y = -3 + 2t \\ z = -1 + t \end{cases}.$$

Replacing  $x$ ,  $y$  and  $z$  in the equation of the plane with the expressions containing  $t$  found in the equation of the line allows us to determine a  $t$  value that indicates the point of intersection:

$$\begin{aligned} 2x + y + z &= 4 \\ 2(3 - t) + (-3 + 2t) + (-1 + t) &= 4 \\ t &= 2. \end{aligned}$$

When  $t = 2$ , the point on the line satisfies the equation of the plane; that point is  $\ell(2) = \langle 1, 1, 1 \rangle$ . Thus the point  $(1, 1, 1)$  is the point of intersection between the plane and the line, illustrated in Figure 12.6.13.

## 12.6.1 Distances

Just as it was useful to find distances between points and lines in the previous section, it is also often necessary to find the distance from a point to a plane.

Consider Figure 12.6.15, where a plane with normal vector  $\vec{n}$  is sketched containing a point  $P$  and a point  $Q$ , not on the plane, is given. We measure the distance from  $Q$  to the plane by measuring the length of the projection of  $\vec{PQ}$

Video solution



[youtu.be/watch?v=x2HB6huEEemQ](https://youtu.be/watch?v=x2HB6huEEemQ)

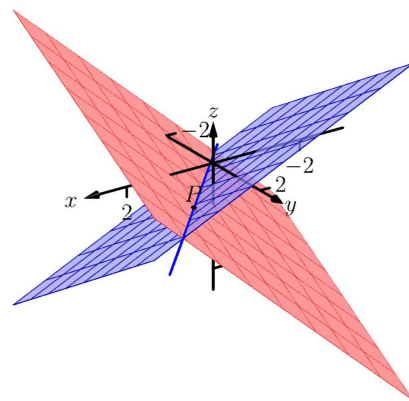


Figure 12.6.11 Graphing the planes and their line of intersection in Example 12.6.10

Video solution



[youtu.be/watch?v=DjuaixH0ayo](https://youtu.be/watch?v=DjuaixH0ayo)

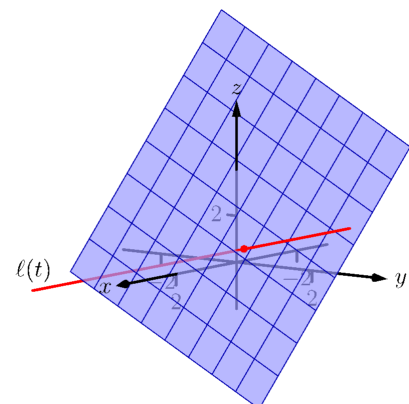


Figure 12.6.13 Illustrating the intersection of a line and a plane in Example 12.6.12

onto  $\vec{n}$ . That is, we want:

$$\left\| \text{proj}_{\vec{n}} \vec{PQ} \right\| = \left\| \frac{\vec{n} \cdot \vec{PQ}}{\|\vec{n}\|^2} \vec{n} \right\| = \frac{|\vec{n} \cdot \vec{PQ}|}{\|\vec{n}\|} \quad (12.6.4)$$

Equation (12.6.4) is important as it does more than just give the distance between a point and a plane. We will see how it allows us to find several other distances as well: the distance between parallel planes and the distance from a line and a plane. Because Equation (12.6.4) is important, we restate it as a Key Idea.

**Key Idea 12.6.16 Distance from a Point to a Plane.**

Let a plane with normal vector  $\vec{n}$  be given, and let  $Q$  be a point. The distance  $h$  from  $Q$  to the plane is

$$h = \frac{|\vec{n} \cdot \vec{PQ}|}{\|\vec{n}\|},$$

where  $P$  is any point in the plane.

**Example 12.6.17 Distance between a point and a plane.**

Find the distance between the point  $Q = (2, 1, 4)$  and the plane with equation  $2x - 5y + 6z = 9$ .

**Solution.** Using the equation of the plane, we find the normal vector  $\vec{n} = \langle 2, -5, 6 \rangle$ . To find a point on the plane, we can let  $x$  and  $y$  be anything we choose, then let  $z$  be whatever satisfies the equation. Letting  $x$  and  $y$  be 0 seems simple; this makes  $z = 1.5$ . Thus we let  $P = \langle 0, 0, 1.5 \rangle$ , and  $\vec{PQ} = \langle 2, 1, 2.5 \rangle$ .

The distance  $h$  from  $Q$  to the plane is given by Key Idea 12.6.16:

$$\begin{aligned} h &= \frac{|\vec{n} \cdot \vec{PQ}|}{\|\vec{n}\|} \\ &= \frac{|\langle 2, -5, 6 \rangle \cdot \langle 2, 1, 2.5 \rangle|}{\|\langle 2, -5, 6 \rangle\|} \\ &= \frac{|14|}{\sqrt{65}} \\ &\approx 1.74. \end{aligned}$$

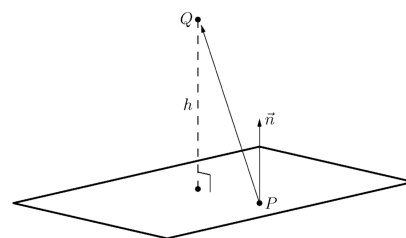
We can use Key Idea 12.6.16 to find other distances. Given two parallel planes, we can find the distance between these planes by letting  $P$  be a point on one plane and  $Q$  a point on the other. If  $\ell$  is a line parallel to a plane, we can use the Key Idea to find the distance between them as well: again, let  $P$  be a point in the plane and let  $Q$  be any point on the line. (One can also use Key Idea 12.5.17.) The Exercise section contains problems of these types.

These past two sections have not explored lines and planes in space as an exercise of mathematical curiosity. However, there are many, many applications of these fundamental concepts. Complex shapes can be modeled (or, *approximated*) using planes. For instance, part of the exterior of an aircraft may have a complex, yet smooth, shape, and engineers will want to know how air flows across this piece as well as how heat might build up due to air friction. Many



[youtu.be/watch?v=DT4JMy5Ak54](https://youtu.be/watch?v=DT4JMy5Ak54)

**Figure 12.6.14** Video introduction to Subsection 12.6.1



**Figure 12.6.15** Illustrating finding the distance from a point to a plane

Video solution



[youtu.be/watch?v=SqA4OLUmoFk](https://youtu.be/watch?v=SqA4OLUmoFk)

equations that help determine air flow and heat dissipation are difficult to apply to arbitrary surfaces, but simple to apply to planes. By approximating a surface with millions of small planes one can more readily model the needed behavior.



## 12.6.2 Exercises

## Terms and Concepts

1. In order to find the equation of a plane, what two pieces of information must one have?
2. What is the relationship between a plane and one of its normal vectors?

## Problems

**Exercise Group.** In the following exercises, give any two points in the given plane.

3.  $2x - 4y + 7z = 2$
4. List any two points in the plane with equation  $3(x + 2) + 5(y - 9) - 4z = 0$ .
5.  $x = 2$
6. List any two points in the plane with equation  $4(y + 2) - (z - 6) = 0$ .

**Exercise Group.** In the following exercises, give the equation of the described plane in standard and general forms.

7. Passes through  $(2, 3, 4)$  and has normal vector  $\vec{n} = \langle 3, -1, 7 \rangle$ .
8. A plane passes through  $(1, 3, 5)$  and has normal vector  $\vec{n} = \langle 0, 2, 4 \rangle$ .
9. Passes through the points  $(1, 2, 3)$ ,  $(3, -1, 4)$  and  $(1, 0, 1)$ .
10. A plane passes through the points  $(5, 3, 8)$ ,  $(6, 4, 9)$  and  $(3, 3, 3)$ .
11. Contains the intersecting lines  $\vec{\ell}_1(t) = \langle 2, 1, 2 \rangle + t \langle 1, 2, 3 \rangle$  and  $\vec{\ell}_2(t) = \langle 2, 1, 2 \rangle + t \langle 2, 5, 4 \rangle$ .
12. A plane contains the intersecting lines  $\vec{\ell}_1(t) = \langle 5, 0, 3 \rangle + t \langle -1, 1, 1 \rangle$  and  $\vec{\ell}_2(t) = \langle 1, 4, 7 \rangle + t \langle 3, 0, -3 \rangle$ .
13. Contains the parallel lines  $\vec{\ell}_1(t) = \langle 1, 1, 1 \rangle + t \langle 1, 2, 3 \rangle$  and  $\vec{\ell}_2(t) = \langle 1, 1, 2 \rangle + t \langle 1, 2, 3 \rangle$ .
14. A plane contains the parallel lines  $\vec{\ell}_1(t) = \langle 1, 1, 1 \rangle + t \langle 4, 1, 3 \rangle$  and  $\vec{\ell}_2(t) = \langle 2, 2, 2 \rangle + t \langle 4, 1, 3 \rangle$ .
15. Contains the point  $(2, -6, 1)$  and the line  $\vec{\ell}(t) = \begin{cases} x = 2 + 5t \\ y = 2 + 2t \\ z = -1 + 2t \end{cases}$
16. A plane contains the point  $(5, 7, 3)$  and the line  $\vec{\ell}(t) = \begin{cases} x = t \\ y = t \\ z = t \end{cases}$
17. A plane contains the point  $(5, 7, 3)$  and is orthogonal to the line  $\vec{\ell}(t) = \langle 4, 5, 6 \rangle + t \langle 1, 1, 1 \rangle$ .
18. A plane contains the point  $(4, 1, 1)$  and is orthogonal to the line  $\begin{cases} x = 4 + 4t \\ y = 1 + t \\ z = 1 + t \end{cases}$ .
19. A plane contains the point  $(-4, 7, 2)$  and is parallel to the plane  $3(x - 2) + 8(y + 1) - 10z = 0$ .
20. A plane contains the point  $(1, 2, 3)$  and is parallel to the plane  $x = 5$ .

**Exercise Group.** In the following exercises, give the equation of the line that is the intersection of the given planes.

21.  $p1 : 3(x - 2) + (y - 1) + 4z = 0$ , and  $p2 : 2(x - 1) - 2(y + 3) + 6(z - 1) = 0$ .
22. Give the equation of the line (in vector form) that is the intersection of the planes  $5(x - 5) + 2(y + 2) + 4(z - 1) = 0$ , and  $3x - 4(y - 1) + 2(z - 1) = 0$ .

**Exercise Group.** Find the point of intersection between the line and the plane.

23.

line:  $\langle 5, 1, -1 \rangle + t \langle 2, 2, 1 \rangle$

plane:  $5x - y - z = -3$

24.

• line:  $\langle 4, 1, 0 \rangle + t \langle 1, 0, -1 \rangle$

• plane:  $3x + y - 2z = 8$

25.

line:  $\langle 1, 2, 3 \rangle + t \langle 3, 5, -1 \rangle$

plane:  $3x - 2y - z = 4$

26.

• line:  $\langle 1, 2, 3 \rangle + t \langle 3, 5, -1 \rangle$

• plane:  $3x - 2y - z = -4$

**Exercise Group.** Find the indicated distance.

27. The distance from the point
- $(1, 2, 3)$
- to the plane

$$3(x - 1) + (y - 2) + 5(z - 2) = 0.$$

29. The distance between the parallel planes

$$x + y + z = 0 \text{ and}$$

$$(x - 2) + (y - 3) + (z + 4) = 0$$

28. Find the distance from the point
- $(2, 6, 2)$
- to the plane
- $2(x - 1) - y + 4(z + 1) = 0$
- .

30. Find the distance between the parallel planes

$$2(x - 1) + 2(y + 1) + (z - 2) = 0 \text{ and}$$

$$2(x - 3) + 2(y - 1) + (z - 3) = 0.$$

31. Show why if the point  $Q$  lies in a plane, then the distance formula correctly gives the distance from the point to the plane as 0.
32. How is [Exercise 12.5.30](#) in [Section 12.5](#) easier to answer once we have an understanding of planes?

## Chapter 13

# Vector Valued Functions

In the previous chapter, we learned about vectors and were introduced to the power of vectors within mathematics. In this chapter, we'll build on this foundation to define functions whose input is a real number and whose output is a vector. We'll see how to graph these functions and apply calculus techniques to analyze their behavior. Most importantly, we'll see *why* we are interested in doing this: we'll see beautiful applications to the study of moving objects.

### 13.1 Vector-Valued Functions

We are very familiar with *real valued functions*, that is, functions whose output is a real number. This section introduces *vector-valued functions* — functions whose output is a vector.

#### Definition 13.1.2 Vector-Valued Functions.

A **vector-valued function** is a function of the form

$$\vec{r}(t) = \langle f(t), g(t) \rangle \text{ or } \vec{r}(t) = \langle f(t), g(t), h(t) \rangle,$$

where  $f$ ,  $g$  and  $h$  are real valued functions.

The **domain** of  $\vec{r}$  is the set of all values of  $t$  for which  $\vec{r}(t)$  is defined. The **range** of  $\vec{r}$  is the set of all possible output vectors  $\vec{r}(t)$ .

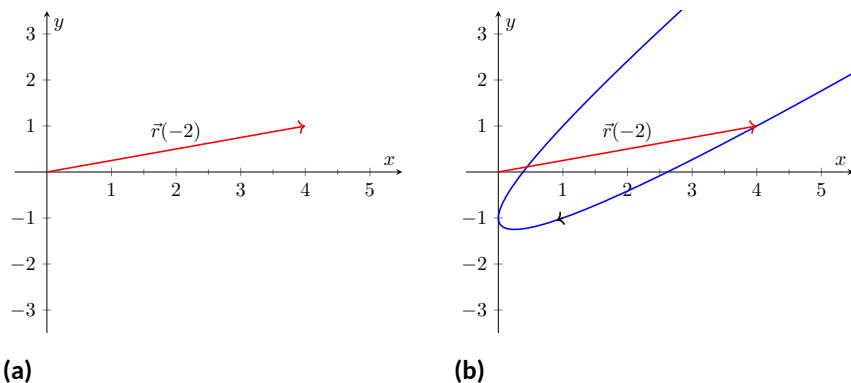


[youtu.be/watch?v=MJBP\\_8ZxiwM](https://youtu.be/watch?v=MJBP_8ZxiwM)

**Figure 13.1.1** Video introduction to Section 13.1

#### 13.1.1 Evaluating and Graphing Vector-Valued Functions

Evaluating a vector-valued function at a specific value of  $t$  is straightforward; simply evaluate each component function at that value of  $t$ . For instance, if  $\vec{r}(t) = \langle t^2, t^2 + t - 1 \rangle$ , then  $\vec{r}(-2) = \langle 4, 1 \rangle$ . We can sketch this vector, as is done in [Figure 13.1.3\(a\)](#). Plotting lots of vectors is cumbersome, though, so generally we do not sketch the whole vector but just the terminal point. The *graph* of a vector-valued function is the set of all terminal points of  $\vec{r}(t)$ , where the initial point of each vector is always the origin. In [Figure 13.1.3\(b\)](#) we sketch the graph of  $\vec{r}$ ; we can indicate individual points on the graph with their respective vector, as shown.



**Figure 13.1.3** Sketching the graph of a vector-valued function

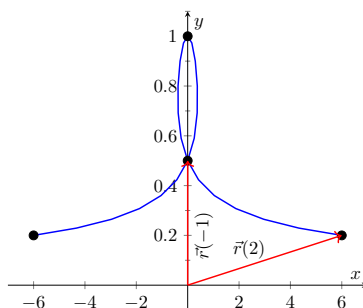
Vector-valued functions are closely related to parametric equations of graphs. While in both methods we plot points  $(x(t), y(t))$  or  $(x(t), y(t), z(t))$  to produce a graph, in the context of vector-valued functions each such point represents a vector. The implications of this will be more fully realized in the next section as we apply calculus ideas to these functions.

**Example 13.1.4** Graphing vector-valued functions.

Graph  $\vec{r}(t) = \left\langle t^3 - t, \frac{1}{t^2 + 1} \right\rangle$ , for  $-2 \leq t \leq 2$ . Sketch  $\vec{r}(-1)$  and  $\vec{r}(2)$ .

**Solution.** We start by making a table of  $t$ ,  $x$  and  $y$  values as shown in Figure 13.1.5(a). Plotting these points gives an indication of what the graph looks like. In Figure 13.1.5(b), we indicate these points and sketch the full graph. We also highlight  $\vec{r}(-1)$  and  $\vec{r}(2)$  on the graph.

$t$	$t^3 - t$	$\frac{1}{t^2 + 1}$
-2	-6	1/5
-1	0	1/2
0	0	1
1	0	1/2
2	6	1/5



(a)

(b)

**Figure 13.1.5** Sketching the vector-valued function of Example 13.1.4

Video solution



[youtu.be/watch?v=wXzQo0ce3Us](https://youtu.be/watch?v=wXzQo0ce3Us)

**Example 13.1.6** Graphing vector-valued functions.

Graph  $\vec{r}(t) = \langle \cos(t), \sin(t), t \rangle$  for  $0 \leq t \leq 4\pi$ .

**Solution.** We can again plot points, but careful consideration of this function is very revealing. Momentarily ignoring the third component, we see the  $x$  and  $y$  components trace out a circle of radius 1 centered at the origin. Noticing that the  $z$  component is  $t$ , we see that as the graph winds around the  $z$ -axis, it is also increasing at a constant rate in the positive  $z$  direction, forming a spiral. This is graphed in Figure 13.1.7.



[youtu.be/watch?v=N1qqqHWR6yw](https://youtu.be/watch?v=N1qqqHWR6yw)

In the graph  $\vec{r}(7\pi/4) \approx (0.707, -0.707, 5.498)$  is highlighted to help us understand the graph.

### 13.1.2 Algebra of Vector-Valued Functions

#### Definition 13.1.8 Operations on Vector-Valued Functions.

Let  $\vec{r}_1(t) = \langle f_1(t), g_1(t) \rangle$  and  $\vec{r}_2(t) = \langle f_2(t), g_2(t) \rangle$  be vector-valued functions in  $\mathbb{R}^2$  and let  $c$  be a scalar. Then:

1.  $\vec{r}_1(t) \pm \vec{r}_2(t) = \langle f_1(t) \pm f_2(t), g_1(t) \pm g_2(t) \rangle$ .
2.  $c\vec{r}_1(t) = \langle cf_1(t), cg_1(t) \rangle$ .

A similar definition holds for vector-valued functions in  $\mathbb{R}^3$ .

This definition states that we add, subtract and scale vector-valued functions component-wise. Combining vector-valued functions in this way can be very useful (as well as create interesting graphs).

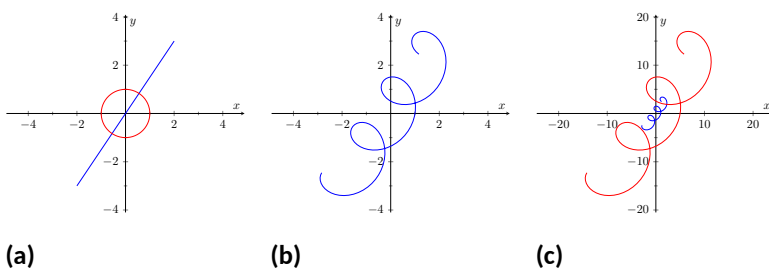
#### Example 13.1.10 Adding and scaling vector-valued functions.

Let  $\vec{r}_1(t) = \langle 0.2t, 0.3t \rangle$ ,  $\vec{r}_2(t) = \langle \cos(t), \sin(t) \rangle$  and  $\vec{r}(t) = \vec{r}_1(t) + \vec{r}_2(t)$ . Graph  $\vec{r}_1(t)$ ,  $\vec{r}_2(t)$ ,  $\vec{r}(t)$  and  $5\vec{r}(t)$  on  $-10 \leq t \leq 10$ .

**Solution.** We can graph  $\vec{r}_1$  and  $\vec{r}_2$  easily by plotting points (or just using technology). Let's think about each for a moment to better understand how vector-valued functions work.

We can rewrite  $\vec{r}_1(t) = \langle 0.2t, 0.3t \rangle$  as  $\vec{r}_1(t) = t \langle 0.2, 0.3 \rangle$ . That is, the function  $\vec{r}_1$  scales the vector  $\langle 0.2, 0.3 \rangle$  by  $t$ . This scaling of a vector produces a line in the direction of  $\langle 0.2, 0.3 \rangle$ .

We are familiar with  $\vec{r}_2(t) = \langle \cos(t), \sin(t) \rangle$ ; it traces out a circle, centered at the origin, of radius 1. [Figure 13.1.11\(a\)](#) graphs  $\vec{r}_1(t)$  and  $\vec{r}_2(t)$ . Adding  $\vec{r}_1(t)$  to  $\vec{r}_2(t)$  produces  $\vec{r}(t) = \langle \cos(t) + 0.2t, \sin(t) + 0.3t \rangle$ , graphed in [Figure 13.1.11\(b\)](#). The linear movement of the line combines with the circle to create loops that move in the direction of  $\langle 0.2, 0.3 \rangle$ . (We encourage the reader to experiment by changing  $\vec{r}_1(t)$  to  $\langle 2t, 3t \rangle$ , etc., and observe the effects on the loops.)



**Figure 13.1.11** Graphing the functions in [Example 13.1.10](#)

Multiplying  $\vec{r}(t)$  by 5 scales the function by 5, producing  $5\vec{r}(t) = \langle 5\cos(t) + t, 5\sin(t) + 1.5t \rangle$ , which is graphed in [Figure 13.1.11\(c\)](#) along with  $\vec{r}(t)$ . The new function is “5 times bigger” than  $\vec{r}(t)$ . Note how the graph of  $5\vec{r}(t)$  in [Figure 13.1.11\(c\)](#) looks identical to the graph of  $\vec{r}(t)$  in [Figure 13.1.11\(b\)](#). This is due to the fact that the  $x$  and  $y$  bounds of the



[youtu.be/watch?v=5jygsDFjZw](https://youtu.be/watch?v=5jygsDFjZw)

**Figure 13.1.9** Video presentation of [Definition 13.1.8](#)

plot in Figure 13.1.11(c) are exactly 5 times larger than the bounds in Figure 13.1.11(b).

### Example 13.1.12 Adding and scaling vector-valued functions.

A *cycloid* is a graph traced by a point  $p$  on a rolling circle, as shown in Figure 13.1.13. Find an equation describing the cycloid, where the circle has radius 1.

**Solution.** This problem is not very difficult if we approach it in a clever way. We start by letting  $\vec{p}(t)$  describe the position of the point  $p$  on the circle, where the circle is centered at the origin and only rotates clockwise (i.e., it does not roll). This is relatively simple given our previous experiences with parametric equations;  $\vec{p}(t) = \langle \cos(t), -\sin(t) \rangle$ .

We now want the circle to roll. We represent this by letting  $\vec{c}(t)$  represent the location of the center of the circle. It should be clear that the  $y$  component of  $\vec{c}(t)$  should be 1; the center of the circle is always going to be 1 if it rolls on a horizontal surface.

The  $x$  component of  $\vec{c}(t)$  is a linear function of  $t$ :  $f(t) = mt$  for some scalar  $m$ . When  $t = 0$ ,  $f(t) = 0$  (the circle starts centered on the  $y$ -axis). When  $t = 2\pi$ , the circle has made one complete revolution, traveling a distance equal to its circumference, which is also  $2\pi$ . This gives us a point on our line  $f(t) = mt$ , the point  $(2\pi, 2\pi)$ . It should be clear that  $m = 1$  and  $f(t) = t$ . So  $\vec{c}(t) = \langle t, 1 \rangle$ .

We now combine  $\vec{p}$  and  $\vec{c}$  together to form the equation of the cycloid:  $\vec{r}(t) = \vec{p}(t) + \vec{c}(t) = \langle \cos(t) + t, -\sin(t) + 1 \rangle$ , which is graphed in Figure 13.1.14.

### 13.1.3 Displacement

A vector-valued function  $\vec{r}(t)$  is often used to describe the position of a moving object at time  $t$ . At  $t = t_0$ , the object is at  $\vec{r}(t_0)$ ; at  $t = t_1$ , the object is at  $\vec{r}(t_1)$ . Knowing the locations  $\vec{r}(t_0)$  and  $\vec{r}(t_1)$  give no indication of the path taken between them, but often we only care about the difference of the locations,  $\vec{r}(t_1) - \vec{r}(t_0)$ , the *displacement*.

#### Definition 13.1.15 Displacement.

Let  $\vec{r}(t)$  be a vector-valued function and let  $t_0 < t_1$  be values in the domain. The **displacement**  $\vec{d}$  of  $\vec{r}$ , from  $t = t_0$  to  $t = t_1$ , is

$$\vec{d} = \vec{r}(t_1) - \vec{r}(t_0).$$

When the displacement vector is drawn with initial point at  $\vec{r}(t_0)$ , its terminal point is  $\vec{r}(t_1)$ . We think of it as the vector which points from a starting position to an ending position.

### Example 13.1.17 Finding and graphing displacement vectors.

Let  $\vec{r}(t) = \langle \cos(\frac{\pi}{2}t), \sin(\frac{\pi}{2}t) \rangle$ . Graph  $\vec{r}(t)$  on  $-1 \leq t \leq 1$ , and find the displacement of  $\vec{r}(t)$  on this interval.

**Solution.** The function  $\vec{r}(t)$  traces out the unit circle, though at a different rate than the “usual”  $\langle \cos(t), \sin(t) \rangle$  parametrization. At  $t_0 = -1$ ,

Video solution



[youtu.be/watch?v=6A3op7KYppw](https://youtu.be/watch?v=6A3op7KYppw)

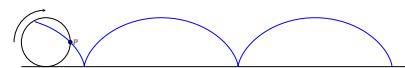


Figure 13.1.13 Tracing a cycloid

Video solution



[youtu.be/watch?v=BH9FZMTdgQw](https://youtu.be/watch?v=BH9FZMTdgQw)

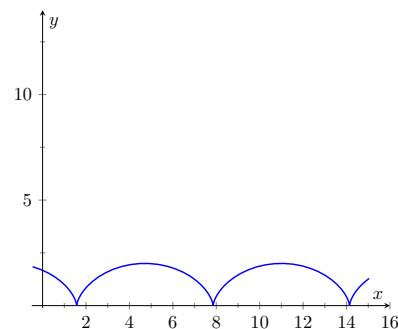


Figure 13.1.14 The cycloid in Example 13.1.12



[youtu.be/watch?v=LfOpC91t7H8](https://youtu.be/watch?v=LfOpC91t7H8)

Figure 13.1.16 Video presentation of Definition 13.1.15

we have  $\vec{r}(t_0) = \langle 0, -1 \rangle$ ; at  $t_1 = 1$ , we have  $\vec{r}(t_1) = \langle 0, 1 \rangle$ . The displacement of  $\vec{r}(t)$  on  $[-1, 1]$  is thus  $\vec{d} = \langle 0, 1 \rangle - \langle 0, -1 \rangle = \langle 0, 2 \rangle$ . A graph of  $\vec{r}(t)$  on  $[-1, 1]$  is given in Figure 13.1.18, along with the displacement vector  $\vec{d}$  on this interval.

Measuring displacement makes us contemplate related, yet very different, concepts. Considering the semi-circular path the object in Example 13.1.17 took, we can quickly verify that the object ended up a distance of 2 units from its initial location. That is, we can compute  $\|\vec{d}\| = 2$ . However, measuring *distance from the starting point* is different from measuring *distance traveled*. Being a semi-circle, we can measure the distance traveled by this object as  $\pi \approx 3.14$  units. Knowing *distance from the starting point* allows us to compute *average rate of change*.

**Definition 13.1.19 Average Rate of Change.**

Let  $\vec{r}(t)$  be a vector-valued function, where each of its component functions is continuous on its domain, and let  $t_0 < t_1$ . The **average rate of change** of  $\vec{r}(t)$  on  $[t_0, t_1]$  is

$$\text{average rate of change} = \frac{\vec{r}(t_1) - \vec{r}(t_0)}{t_1 - t_0}.$$

**Example 13.1.20 Average rate of change.**

Let  $\vec{r}(t) = \langle \cos(\frac{\pi}{2}t), \sin(\frac{\pi}{2}t) \rangle$  as in Example 13.1.17. Find the average rate of change of  $\vec{r}(t)$  on  $[-1, 1]$  and on  $[-1, 5]$ .

**Solution.** We computed in Example 13.1.17 that the displacement of  $\vec{r}(t)$  on  $[-1, 1]$  was  $\vec{d} = \langle 0, 2 \rangle$ . Thus the average rate of change of  $\vec{r}(t)$  on  $[-1, 1]$  is:

$$\frac{\vec{r}(1) - \vec{r}(-1)}{1 - (-1)} = \frac{\langle 0, 2 \rangle}{2} = \langle 0, 1 \rangle.$$

We interpret this as follows: the object followed a semi-circular path, meaning it moved towards the right then moved back to the left, while climbing slowly, then quickly, then slowly again. *On average*, however, it progressed straight up at a constant rate of  $\langle 0, 1 \rangle$  per unit of time.

We can quickly see that the displacement on  $[-1, 5]$  is the same as on  $[-1, 1]$ , so  $\vec{d} = \langle 0, 2 \rangle$ . The average rate of change is different, though:

$$\frac{\vec{r}(5) - \vec{r}(-1)}{5 - (-1)} = \frac{\langle 0, 2 \rangle}{6} = \langle 0, 1/3 \rangle.$$

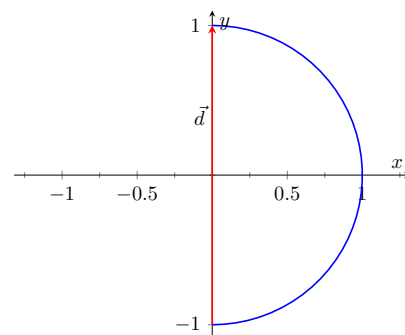
As it took “3 times as long” to arrive at the same place, this average rate of change on  $[-1, 5]$  is  $1/3$  the average rate of change on  $[-1, 1]$ .

We considered average rates of change in Sections 1.1 and 2.1 as we studied limits and derivatives. The same is true here; in the following section we apply calculus concepts to vector-valued functions as we find limits, derivatives, and integrals. Understanding the average rate of change will give us an understanding of the derivative; displacement gives us one application of integration.

Video solution



[youtu.be/watch?v=eGslv3hYlak](https://youtu.be/watch?v=eGslv3hYlak)



**Figure 13.1.18** Graphing the displacement of a position function in Example 13.1.17

Video solution



[youtu.be/watch?v=REA-v1g68bo](https://youtu.be/watch?v=REA-v1g68bo)

## 13.1.4 Exercises

## Terms and Concepts

1. Vector-valued functions are closely related to \_\_\_\_\_ of graphs.
2. When sketching vector-valued functions, technically one isn't graphing points, but rather \_\_\_\_\_.
3. It can be useful to think of \_\_\_\_\_ as a vector that points from a starting position to an ending position.
4. In the context of vector-valued functions, average rate of change is \_\_\_\_\_ divided by time.

## Problems

**Exercise Group.** In the following exercises, sketch the vector-valued function on the given interval.

5.  $\vec{r}(t) = \langle t^2, t^2 - 1 \rangle$ , for  $-2 \leq t \leq 2$ .
6.  $\vec{r}(t) = \langle t^2, t^3 \rangle$ , for  $-2 \leq t \leq 2$ .
7.  $\vec{r}(t) = \langle 1/t, 1/t^2 \rangle$ , for  $-2 \leq t \leq 2$ .
8.  $\vec{r}(t) = \langle \frac{1}{10}t^2, \sin(t) \rangle$ , for  $-2\pi \leq t \leq 2\pi$ .
9.  $\vec{r}(t) = \langle \frac{1}{10}t^2, \sin(t) \rangle$ , for  $-2\pi \leq t \leq 2\pi$ .
10.  $\vec{r}(t) = \langle 3 \sin(\pi t), 2 \cos(\pi t) \rangle$ , on  $[0, 2]$ .
11.  $\vec{r}(t) = \langle 3 \cos(t), 2 \sin(2t) \rangle$ , on  $[0, 2\pi]$ .
12.  $\vec{r}(t) = \langle 2 \sec(t), \tan(t) \rangle$ , on  $[-\pi, \pi]$ .

**Exercise Group.** In the following exercises, sketch the vector-valued function on the given interval in  $\mathbb{R}^3$ . Technology may be useful in creating the sketch.

13.  $\vec{r}(t) = \langle 2 \cos(t), t, 2 \sin(t) \rangle$ , on  $[0, 2\pi]$ .
14.  $\vec{r}(t) = \langle 3 \cos(t), \sin(t), t/\pi \rangle$  on  $[0, 2\pi]$ .
15.  $\vec{r}(t) = \langle \cos(t), \sin(t), \sin(2t) \rangle$  on  $[0, 2\pi]$ .
16.  $\vec{r}(t) = \langle \cos(t), \sin(t), \sin(2t) \rangle$  on  $[0, 2\pi]$ .

**Exercise Group.** In the following exercises, find  $\|\vec{r}(t)\|$ .

17. If  $\vec{r}(t) = \langle t, t^2 \rangle$ , then  $\|\vec{r}(t)\| =$  \_\_\_\_\_.
18.  $\vec{r}(t) = \langle 5 \cos(t), 3 \sin(t) \rangle$ .
19. If  $\vec{r}(t) = \langle 2 \cos(t), 2 \sin(t), t \rangle$ , then  $\|\vec{r}(t)\| =$  \_\_\_\_\_.
20.  $\vec{r}(t) = \langle \cos(t), t, t^2 \rangle$ .

**Exercise Group.** Create a vector-valued function whose graph matches the given description.

21. A circle of radius 2, centered at  $(1, 2)$ , traced counter-clockwise once at constant speed on  $[0, 2\pi]$ .
22. A circle of radius 3, centered at  $(5, 5)$ , traced clockwise once on  $[0, 2\pi]$ .
23. An ellipse, centered at  $(0, 0)$  with vertical major axis of length 10 and minor axis of length 3, traced once counter-clockwise on  $[0, 2\pi]$ .
24. An ellipse, centered at  $(3, -2)$  with horizontal major axis of length 6 and minor axis of length 4, traced once clockwise on  $[0, 2\pi]$ .
25. A line through  $(2, 3)$  with a slope of 5.
26. A line through  $(1, 5)$  with a slope of  $-1/2$ .
27. The line through points  $(1, 2, 3)$  and  $(4, 5, 6)$ , where  $\vec{r}(0) = \langle 1, 2, 3 \rangle$  and  $\vec{r}(1) = \langle 4, 5, 6 \rangle$ .
28. The line through points  $(1, 2)$  and  $(4, 4)$ , where  $\vec{r}(0) = \langle 1, 2 \rangle$  and  $\vec{r}(1) = \langle 4, 4 \rangle$ .
29. A vertically oriented helix with radius of 2 that starts at  $(2, 0, 0)$  and ends at  $(2, 0, 4\pi)$  after one revolution on  $[0, 2\pi]$ .
30. A vertically oriented helix with radius of 3 that starts at  $(3, 0, 0)$  and ends at  $(3, 0, 3)$  after 2 revolutions on  $[0, 1]$ .

**Exercise Group.** Find the average rate of change of  $\vec{r}(t)$  on the given interval.

31.  $\vec{r}(t) = \langle t, t^2 \rangle$  on  $[-2, 2]$ .
32.  $\vec{r}(t) = \langle t, t + \sin(t) \rangle$  on  $[0, 2\pi]$ .
33.  $\vec{r}(t) = \langle 3 \cos(t), 2 \sin(t), t \rangle$  on  $[0, 2\pi]$ .
34.  $\vec{r}(t) = \langle t, t^2, t^3 \rangle$  on  $[-1, 3]$ .



## 13.2 Calculus and Vector-Valued Functions

The previous section introduced us to a new mathematical object, the vector-valued function. We now apply calculus concepts to these functions. We start with the limit, then work our way through derivatives to integrals.

### 13.2.1 Limits of Vector-Valued Functions

The initial definition of the limit of a vector-valued function is a bit intimidating, as was the definition of the limit in [Definition 1.2.2](#). The theorem following the definition shows that in practice, taking limits of vector-valued functions is no more difficult than taking limits of real-valued functions.

#### Definition 13.2.1 Limits of Vector-Valued Functions.

Let  $I$  be an open interval containing  $c$ , and let  $\vec{r}(t)$  be a vector-valued function defined on  $I$ , except possibly at  $c$ . The **limit of  $\vec{r}(t)$ , as  $t$  approaches  $c$ , is  $\vec{L}$** , expressed as

$$\lim_{t \rightarrow c} \vec{r}(t) = \vec{L},$$

means that given any  $\varepsilon > 0$ , there exists a  $\delta > 0$  such that for all  $t \neq c$ , if  $|t - c| < \delta$ , we have  $\|\vec{r}(t) - \vec{L}\| < \varepsilon$ .

Note how the measurement of distance between real numbers is the absolute value of their difference; the measure of distance between vectors is the vector norm, or magnitude, of their difference.

[Theorem 13.2.2](#) states that we can compute limits of vector-valued functions component-wise.

#### Theorem 13.2.2 Limits of Vector-Valued Functions.

1. Let  $\vec{r}(t) = \langle f(t), g(t) \rangle$  be a vector-valued function in  $\mathbb{R}^2$  defined on an open interval  $I$  containing  $c$ , except possibly at  $c$ . Then

$$\lim_{t \rightarrow c} \vec{r}(t) = \left\langle \lim_{t \rightarrow c} f(t), \lim_{t \rightarrow c} g(t) \right\rangle.$$

2. Let  $\vec{r}(t) = \langle f(t), g(t), h(t) \rangle$  be a vector-valued function in  $\mathbb{R}^3$  defined on an open interval  $I$  containing  $c$ , except possibly at  $c$ . Then

$$\lim_{t \rightarrow c} \vec{r}(t) = \left\langle \lim_{t \rightarrow c} f(t), \lim_{t \rightarrow c} g(t), \lim_{t \rightarrow c} h(t) \right\rangle$$

#### Example 13.2.4 Finding limits of vector-valued functions.

Let  $\vec{r}(t) = \left\langle \frac{\sin(t)}{t}, t^2 - 3t + 3, \cos(t) \right\rangle$ . Find  $\lim_{t \rightarrow 0} \vec{r}(t)$ .

**Solution.** We apply the theorem and compute limits component-wise.

$$\begin{aligned} \lim_{t \rightarrow 0} \vec{r}(t) &= \left\langle \lim_{t \rightarrow 0} \frac{\sin(t)}{t}, \lim_{t \rightarrow 0} t^2 - 3t + 3, \lim_{t \rightarrow 0} \cos(t) \right\rangle \\ &= \langle 1, 3, 1 \rangle. \end{aligned}$$

We can define one-sided limits in a manner very similar to [Definition 13.2.1](#).



[youtu.be/watch?v=MS6iGW1AQ2c](https://youtu.be/watch?v=MS6iGW1AQ2c)

**Figure 13.2.3** Video presentation of [Definition 13.2.1](#) and [Theorem 13.2.2](#)

#### Video solution



[youtu.be/watch?v=FCFNyv2V8yk](https://youtu.be/watch?v=FCFNyv2V8yk)

### 13.2.2 Continuity

#### Definition 13.2.5 Continuity of Vector-Valued Functions.

Let  $\vec{r}(t)$  be a vector-valued function defined on an open interval  $I$  containing  $c$ .

1.  $\vec{r}(t)$  is *continuous at  $c$*  if  $\lim_{t \rightarrow c} \vec{r}(t) = \vec{r}(c)$ .
2. If  $\vec{r}(t)$  is continuous at all  $c$  in  $I$ , then  $\vec{r}(t)$  is *continuous on  $I$* .

We again have a theorem that lets us evaluate continuity component-wise.

#### Theorem 13.2.6 Continuity of Vector-Valued Functions.

Let  $\vec{r}(t)$  be a vector-valued function defined on an open interval  $I$  containing  $c$ . Then  $\vec{r}(t)$  is continuous at  $c$  if, and only if, each of its component functions is continuous at  $c$ .

#### Example 13.2.8 Evaluating continuity of vector-valued functions.

Let  $\vec{r}(t) = \left\langle \frac{\sin(t)}{t}, t^2 - 3t + 3, \cos(t) \right\rangle$ . Determine whether  $\vec{r}$  is continuous at  $t = 0$  and  $t = 1$ .

**Solution.** While the second and third components of  $\vec{r}(t)$  are defined at  $t = 0$ , the first component,  $(\sin(t))/t$ , is not. Since the first component is not even defined at  $t = 0$ ,  $\vec{r}(t)$  is not defined at  $t = 0$ , and hence it is not continuous at  $t = 0$ .

At  $t = 1$  each of the component functions is continuous. Therefore  $\vec{r}(t)$  is continuous at  $t = 1$ .

Using one-sided limits, we can also define continuity on closed intervals as done before.



[youtu.be/watch?v=5sX-TKcgnA0](https://youtu.be/watch?v=5sX-TKcgnA0)

Figure 13.2.7 Video presentation of Subsection 13.2.2

### 13.2.3 Derivatives

Consider a vector-valued function  $\vec{r}$  defined on an open interval  $I$  containing  $t_0$  and  $t_1$ . We can compute the displacement of  $\vec{r}$  on  $[t_0, t_1]$ , as shown in Figure 13.2.9(a). Recall that dividing the displacement vector by  $t_1 - t_0$  gives the average rate of change on  $[t_0, t_1]$ , as shown in Figure 13.2.9(b).

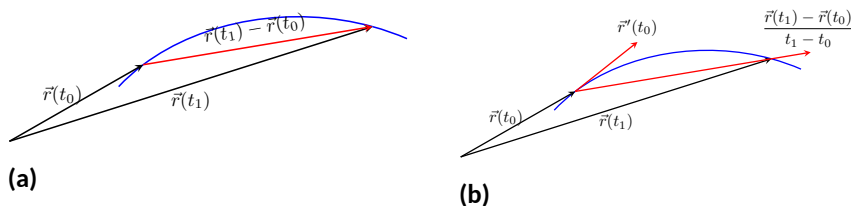


Figure 13.2.9 Illustrating displacement, leading to an understanding of the derivative of vector-valued functions

The *derivative* of a vector-valued function is a measure of the *instantaneous* rate of change, measured by taking the limit as the length of  $[t_0, t_1]$  goes to 0. Instead of thinking of an interval as  $[t_0, t_1]$ , we think of it as  $[c, c + h]$  for some value of  $h$  (hence the interval has length  $h$ ). The *average* rate of change is

$$\frac{\vec{r}(c + h) - \vec{r}(c)}{h}$$

for any value of  $h \neq 0$ . We take the limit as  $h \rightarrow 0$  to measure the instantaneous rate of change; this is the derivative of  $\vec{r}$ .

**Definition 13.2.10 Derivative of a Vector-Valued Function.**

Let  $\vec{r}(t)$  be continuous on an open interval  $I$  containing  $c$ .

1. The **derivative** of  $\vec{r}$  at  $t = c$  is

$$\vec{r}'(c) = \lim_{h \rightarrow 0} \frac{\vec{r}(c+h) - \vec{r}(c)}{h}.$$

2. The **derivative of  $\vec{r}$**  is

$$\vec{r}'(t) = \lim_{h \rightarrow 0} \frac{\vec{r}(t+h) - \vec{r}(t)}{h}.$$

If a vector-valued function has a derivative for all  $c$  in an open interval  $I$ , we say that  $\vec{r}(t)$  is **differentiable** on  $I$ .

Once again we might view this definition as intimidating, but recall that we can evaluate limits component-wise. The following theorem verifies that this means we can compute derivatives component-wise as well, making the task not too difficult.

**Theorem 13.2.11 Derivatives of Vector-Valued Functions.**

1. Let  $\vec{r}(t) = \langle f(t), g(t) \rangle$ . Then

$$\vec{r}'(t) = \langle f'(t), g'(t) \rangle.$$

2. Let  $\vec{r}(t) = \langle f(t), g(t), h(t) \rangle$ . Then

$$\vec{r}'(t) = \langle f'(t), g'(t), h'(t) \rangle.$$

**Example 13.2.13 Derivatives of vector-valued functions.**

Let  $\vec{r}(t) = \langle t^2, t \rangle$ .

1. Sketch  $\vec{r}(t)$  and  $\vec{r}'(t)$  on the same axes.
2. Compute  $\vec{r}'(1)$  and sketch this vector with its initial point at the origin and at  $\vec{r}(1)$ .

**Solution.**

1. [Theorem 13.2.11](#) allows us to compute derivatives component-wise, so

$$\vec{r}'(t) = \langle 2t, 1 \rangle.$$

$\vec{r}(t)$  and  $\vec{r}'(t)$  are graphed together in [Figure 13.2.14\(a\)](#). Note how plotting the two of these together, in this way, is not very illuminating. When dealing with real-valued functions, plotting  $f(x)$  with  $f'(x)$  gave us useful information as we were able to compare  $f$  and  $f'$  at the same  $x$ -values. When dealing with vector-valued functions, it is hard to tell which points on the graph of  $\vec{r}'$  correspond to which points on the graph of  $\vec{r}$ .

Alternate notations for the derivative of  $\vec{r}$  include:

$$\vec{r}'(t) = \frac{d}{dt}(\vec{r}(t)) = \frac{d\vec{r}}{dt}.$$

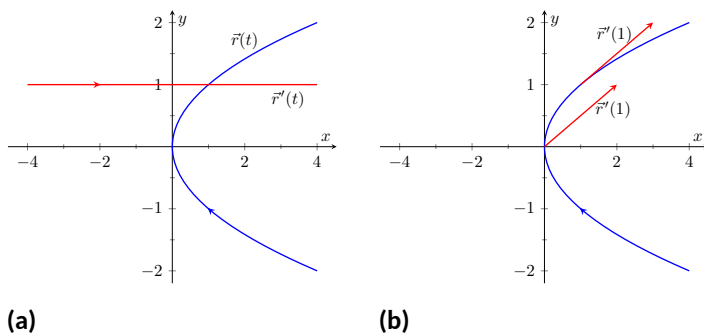
Again, using one-sided limits, we can define differentiability on closed intervals. We'll make use of this a few times in this chapter.



[youtu.be/watch?v=-o7FIEjwkQs](https://youtu.be/watch?v=-o7FIEjwkQs)

**Figure 13.2.12** Video presentation of [Definition 13.2.10](#) and [Theorem 13.2.11](#)

2. We easily compute  $\vec{r}'(1) = \langle 2, 1 \rangle$ , which is drawn in Figure 13.2.14 with its initial point at the origin, as well as at  $\vec{r}'(1) = \langle 1, 1 \rangle$ . These are sketched in Figure 13.2.14(b).



**Figure 13.2.14** Graphing the derivative of a vector-valued function in Example 13.2.13

### Example 13.2.15 Derivatives of vector-valued functions.

Let  $\vec{r}(t) = \langle \cos(t), \sin(t), t \rangle$ . Compute  $\vec{r}'(t)$  and  $\vec{r}'(\pi/2)$ . Sketch  $\vec{r}'(\pi/2)$  with its initial point at the origin and at  $\vec{r}(\pi/2)$ .

**Solution.** We compute  $\vec{r}'$  as  $\vec{r}'(t) = \langle -\sin(t), \cos(t), 1 \rangle$ . At  $t = \pi/2$ , we have  $\vec{r}'(\pi/2) = \langle -1, 0, 1 \rangle$ . Figure 13.2.16 shows a graph of  $\vec{r}(t)$ , with  $\vec{r}'(\pi/2)$  plotted with its initial point at the origin and at  $\vec{r}(\pi/2)$ .

In Examples 13.2.13 and 13.2.15, sketching a particular derivative with its initial point at the origin did not seem to reveal anything significant. However, when we sketched the vector with its initial point on the corresponding point on the graph, we did see something significant: the vector appeared to be *tangent* to the graph. We have not yet defined what “tangent” means in terms of curves in space; in fact, we use the derivative to define this term.

### Definition 13.2.17 Tangent Vector, Tangent Line.

Let  $\vec{r}(t)$  be a differentiable vector-valued function on an open interval  $I$  containing  $c$ , where  $\vec{r}'(c) \neq \vec{0}$ .

1. A vector  $\vec{v}$  is *tangent to the graph of  $\vec{r}(t)$  at  $t = c$*  if  $\vec{v}$  is parallel to  $\vec{r}'(c)$ .
2. The *tangent line* to the graph of  $\vec{r}(t)$  at  $t = c$  is the line through  $\vec{r}(c)$  with direction parallel to  $\vec{r}'(c)$ . An equation of the tangent line is

$$\vec{\ell}(t) = \vec{r}(c) + t \vec{r}'(c).$$

### Example 13.2.19 Finding tangent lines to curves in space.

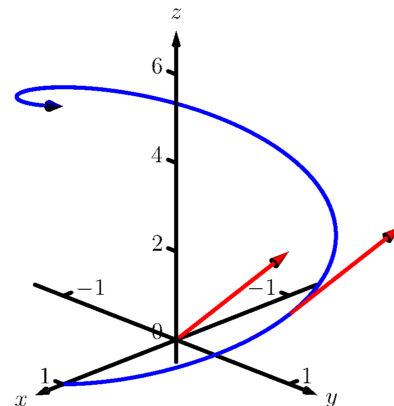
Let  $\vec{r}(t) = \langle t, t^2, t^3 \rangle$  on  $[-1.5, 1.5]$ . Find the vector equation of the line tangent to the graph of  $\vec{r}$  at  $t = -1$ .

**Solution.** To find the equation of a line, we need a point on the line and the line's direction. The point is given by  $\vec{r}(-1) = \langle -1, 1, -1 \rangle$ . (To be

Video solution



[youtu.be/watch?v=vcTn9uy2Fi8](https://youtu.be/watch?v=vcTn9uy2Fi8)



**Figure 13.2.16** Viewing a vector-valued function and its derivative at one point



[youtu.be/watch?v=WwKvTWkgetI](https://youtu.be/watch?v=WwKvTWkgetI)

**Figure 13.2.18** Video presentation of Definition 13.2.17

Video solution



[youtu.be/watch?v=mG-r7\\_uCzSk](https://youtu.be/watch?v=mG-r7_uCzSk)

clear,  $\langle -1, 1, -1 \rangle$  is a *vector*, not a point, but we use the point “pointed to” by this vector.)

The direction comes from  $\vec{r}'(-1)$ . We compute, component-wise,  $\vec{r}'(t) = \langle 1, 2t, 3t^2 \rangle$ . Thus  $\vec{r}'(-1) = \langle 1, -2, 3 \rangle$ .

The vector equation of the line is  $\ell(t) = \langle -1, 1, -1 \rangle + t \langle 1, -2, 3 \rangle$ . This line and  $\vec{r}(t)$  are sketched in Figure 13.2.20.

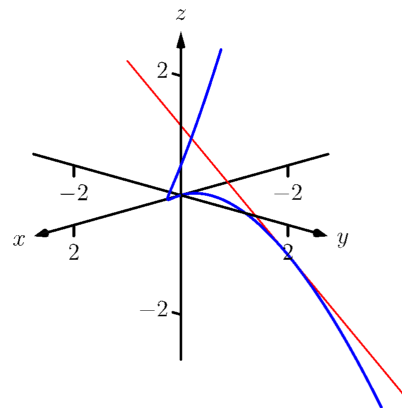


Figure 13.2.20 Graphing a curve in space with its tangent line

### Example 13.2.21 Finding tangent lines to curves.

Find the equations of the lines tangent to  $\vec{r}(t) = \langle t^3, t^2 \rangle$  at  $t = -1$  and  $t = 0$ .

**Solution.** We find that  $\vec{r}'(t) = \langle 3t^2, 2t \rangle$ . At  $t = -1$ , we have

$$\vec{r}(-1) = \langle -1, 1 \rangle \text{ and } \vec{r}'(-1) = \langle 3, -2 \rangle,$$

so the equation of the line tangent to the graph of  $\vec{r}(t)$  at  $t = -1$  is

$$\ell(t) = \langle -1, 1 \rangle + t \langle 3, -2 \rangle.$$

This line is graphed with  $\vec{r}(t)$  in Figure 13.2.22.

At  $t = 0$ , we have  $\vec{r}'(0) = \langle 0, 0 \rangle = \vec{0}$ ! This implies that the tangent line “has no direction.” We cannot apply Definition 13.2.17, hence cannot find the equation of the tangent line.

We were unable to compute the equation of the tangent line to  $\vec{r}(t) = \langle t^3, t^2 \rangle$  at  $t = 0$  because  $\vec{r}'(0) = \vec{0}$ . The graph in Figure 13.2.22 shows that there is a cusp at this point. This leads us to another definition of *smooth*, previously defined by Definition 10.2.22 in Section 10.2.

### Definition 13.2.23 Smooth Vector-Valued Functions.

Let  $\vec{r}(t)$  be a differentiable vector-valued function on an open interval  $I$  where  $\vec{r}'(t)$  is continuous on  $I$ .  $\vec{r}(t)$  is **smooth** on  $I$  if  $\vec{r}'(t) \neq \vec{0}$  on  $I$ .

Having established derivatives of vector-valued functions, we now explore the relationships between the derivative and other vector operations. The following theorem states how the derivative interacts with vector addition and the various vector products.

### Theorem 13.2.25 Properties of Derivatives of Vector-Valued Functions.

Let  $\vec{r}$  and  $\vec{s}$  be differentiable vector-valued functions, let  $f$  be a differentiable real-valued function, and let  $c$  be a real number.

1.  $\frac{d}{dt}(\vec{r}(t) \pm \vec{s}(t)) = \vec{r}'(t) \pm \vec{s}'(t)$
2.  $\frac{d}{dt}(c\vec{r}(t)) = c\vec{r}'(t)$
3.  $\frac{d}{dt}(f(t)\vec{r}(t)) = f'(t)\vec{r}(t) + f(t)\vec{r}'(t)$  Product Rule
4.  $\frac{d}{dt}(\vec{r}(t) \cdot \vec{s}(t)) = \vec{r}'(t) \cdot \vec{s}(t) + \vec{r}(t) \cdot \vec{s}'(t)$  Product Rule

### Video solution



[youtu.be/watch?v=cvzJ5AtLpa4](https://youtu.be/watch?v=cvzJ5AtLpa4)

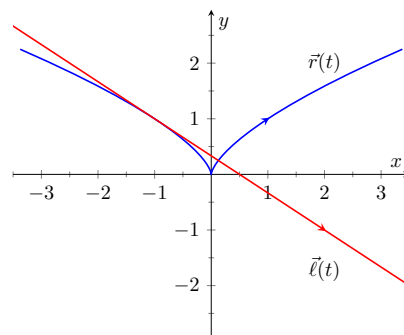


Figure 13.2.22 Graphing  $\vec{r}(t)$  and its tangent line in Example 13.2.21



[youtu.be/watch?v=sSPWKKcGno4](https://youtu.be/watch?v=sSPWKKcGno4)

Figure 13.2.24 Video presentation of Definition 13.2.23

5.  $\frac{d}{dt}(\vec{r}(t) \times \vec{s}(t)) = \vec{r}'(t) \times \vec{s}(t) + \vec{r}(t) \times \vec{s}'(t)$  Product Rule
6.  $\frac{d}{dt}(\vec{r}(f(t))) = \vec{r}'(f(t))f'(t)$  Chain Rule

**Example 13.2.27** Using derivative properties of vector-valued functions.

Let  $\vec{r}(t) = \langle t, t^2 - 1 \rangle$  and let  $\vec{u}(t)$  be the unit vector that points in the direction of  $\vec{r}(t)$ .

1. Graph  $\vec{r}(t)$  and  $\vec{u}(t)$  on the same axes, on  $[-2, 2]$ .
2. Find  $\vec{u}'(t)$  and sketch  $\vec{u}'(-2)$ ,  $\vec{u}'(-1)$  and  $\vec{u}'(0)$ . Sketch each with initial point the corresponding point on the graph of  $\vec{u}$ .

**Solution.**

1. To form the unit vector that points in the direction of  $\vec{r}$ , we need to divide  $\vec{r}(t)$  by its magnitude.

$$\|\vec{r}(t)\| = \sqrt{t^2 + (t^2 - 1)^2} \Rightarrow \vec{u}(t) = \frac{1}{\sqrt{t^2 + (t^2 - 1)^2}} \langle t, t^2 - 1 \rangle.$$

$\vec{r}(t)$  and  $\vec{u}(t)$  are graphed in Figure 13.2.28. Note how the graph of  $\vec{u}(t)$  forms part of a circle; this must be the case, as the length of  $\vec{u}(t)$  is 1 for all  $t$ .

2. To compute  $\vec{u}'(t)$ , we use Theorem 13.2.25, writing

$$\vec{u}(t) = f(t)\vec{r}(t), \text{ where } f(t) = \frac{1}{\sqrt{t^2 + (t^2 - 1)^2}} = (t^2 + (t^2 - 1)^2)^{-1/2}.$$

(We could write

$$\vec{u}(t) = \left\langle \frac{t}{\sqrt{t^2 + (t^2 - 1)^2}}, \frac{t^2 - 1}{\sqrt{t^2 + (t^2 - 1)^2}} \right\rangle$$

and then take the derivative. It is a matter of preference; this latter method requires two applications of the Quotient Rule where our method uses the Product and Chain Rules.) We find  $f'(t)$  using the Chain Rule:

$$\begin{aligned} f'(t) &= -\frac{1}{2}(t^2 + (t^2 - 1)^2)^{-3/2}(2t + 2(t^2 - 1)(2t)) \\ &= -\frac{2t(2t^2 - 1)}{2(\sqrt{t^2 + (t^2 - 1)^2})^3} \end{aligned}$$

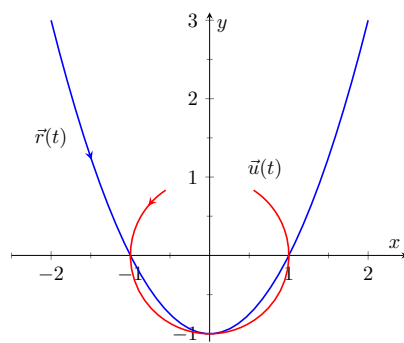
We now find  $\vec{u}'(t)$  using part 3 of Theorem 13.2.25:

$$\begin{aligned} \vec{u}'(t) &= f'(t)\vec{u}(t) + f(t)\vec{u}'(t) \\ &= -\frac{2t(2t^2 - 1)}{2(\sqrt{t^2 + (t^2 - 1)^2})^3} \langle t, t^2 - 1 \rangle + \frac{1}{\sqrt{t^2 + (t^2 - 1)^2}} \langle 1, 2t \rangle. \end{aligned}$$



[youtu.be/watch?v=8ulgeUUc0rY](https://youtu.be/watch?v=8ulgeUUc0rY)

**Figure 13.2.26** Video presentation of Theorem 13.2.25



**Figure 13.2.28** Graphing  $\vec{r}(t)$  and  $\vec{u}(t)$  in Example 13.2.27

This is admittedly very “messy;” such is usually the case when we deal with unit vectors. We can use this formula to compute  $\vec{u}'(-2)$ ,  $\vec{u}'(-1)$  and  $\vec{u}'(0)$ :

$$\begin{aligned}\vec{u}'(-2) &= \left\langle -\frac{15}{13\sqrt{13}}, -\frac{10}{13\sqrt{13}} \right\rangle \approx \langle -0.320, -0.213 \rangle \\ \vec{u}'(-1) &= \langle 0, -2 \rangle \\ \vec{u}'(0) &= \langle 1, 0 \rangle\end{aligned}$$

Each of these is sketched in Figure 13.2.29. Note how the length of the vector gives an indication of how quickly the circle is being traced at that point. When  $t = -2$ , the circle is being drawn relatively slow; when  $t = -1$ , the circle is being traced much more quickly.

It is a basic geometric fact that a line tangent to a circle at a point  $P$  is perpendicular to the line passing through the center of the circle and  $P$ . This is illustrated in Figure 13.2.29; each tangent vector is perpendicular to the line that passes through its initial point and the center of the circle. Since the center of the circle is the origin, we can state this another way:  $\vec{u}'(t)$  is orthogonal to  $\vec{u}(t)$ .

Recall that the dot product serves as a test for orthogonality: if  $\vec{u} \cdot \vec{v} = 0$ , then  $\vec{u}$  is orthogonal to  $\vec{v}$ . Thus in the above example,  $\vec{u}(t) \cdot \vec{u}'(t) = 0$ .

This is true of any vector-valued function that has a constant length, that is, that traces out part of a circle. It has important implications later on, so we state it as a theorem (and leave its formal proof as an Exercise.)

**Theorem 13.2.30 Vector-Valued Functions of Constant Length.**

Let  $\vec{r}(t)$  be a vector-valued function of constant length that is differentiable on an open interval  $I$ . That is,  $\|\vec{r}(t)\| = c$  for all  $t$  in  $I$ ; equivalently,  $\vec{r}(t) \cdot \vec{r}(t) = c^2$  for all  $t$  in  $I$ . Then  $\vec{r}(t) \cdot \vec{r}'(t) = 0$  for all  $t$  in  $I$ .

### 13.2.4 Integration

Before formally defining integrals of vector-valued functions, consider the following equation that our calculus experience tells us *should* be true:

$$\int_a^b \vec{r}'(t) dt = \vec{r}(b) - \vec{r}(a).$$

That is, the integral of a rate of change function should give total change. In the context of vector-valued functions, this total change is displacement. The above equation is true; we now develop the theory to show why.

We can define antiderivatives and the indefinite integral of vector-valued functions in the same manner we defined indefinite integrals in Definition 5.1.2. However, we cannot define the definite integral of a vector-valued function as we did in Definition 5.2.6. That definition was based on the signed area between a function  $y = f(x)$  and the  $x$ -axis. An area-based definition will not be useful in the context of vector-valued functions. Instead, we define the definite integral of a vector-valued function in a manner similar to that of Theorem 5.3.26, utilizing Riemann sums.

Video solution



[youtu.be/watch?v=sD1mgVOWQFo](https://youtu.be/watch?v=sD1mgVOWQFo)

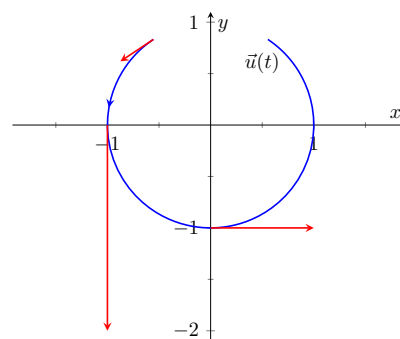


Figure 13.2.29 Graphing some of the derivatives of  $\vec{u}(t)$  in Example 13.2.27

**Definition 13.2.31 Antiderivatives, Indefinite and Definite Integrals of Vector-Valued Functions.**

Let  $\vec{r}(t)$  be a continuous vector-valued function on  $[a, b]$ . An **antiderivative** of  $\vec{r}(t)$  is a function  $\vec{R}(t)$  such that  $\vec{R}'(t) = \vec{r}(t)$ .

The set of all antiderivatives of  $\vec{r}(t)$  is the **indefinite integral** of  $\vec{r}(t)$ , denoted by

$$\int \vec{r}(t) dt.$$

The **definite integral** of  $\vec{r}(t)$  on  $[a, b]$  is

$$\int_a^b \vec{r}(t) dt = \lim_{\|\Delta t\| \rightarrow 0} \sum_{i=1}^n \vec{r}(c_i) \Delta t_i,$$

where  $\Delta t_i$  is the length of the  $i$ th subinterval of a partition of  $[a, b]$ ,  $\|\Delta t\|$  is the length of the largest subinterval in the partition, and  $c_i$  is any value in the  $i$ th subinterval of the partition.

It is probably difficult to infer meaning from the definition of the definite integral. The important thing to realize from the definition is that it is built upon limits, which we can evaluate component-wise.

The following theorem simplifies the computation of definite integrals; the rest of this section and the following section will give meaning and application to these integrals.

**Theorem 13.2.32 Indefinite and Definite Integrals of Vector-Valued Functions.**

Let  $\vec{r}(t) = \langle f(t), g(t) \rangle$  be a vector-valued function in  $\mathbb{R}^2$  that is continuous on  $[a, b]$ .

1.  $\int \vec{r}(t) dt = \left\langle \int f(t) dt, \int g(t) dt \right\rangle$
2.  $\int_a^b \vec{r}(t) dt = \left\langle \int_a^b f(t) dt, \int_a^b g(t) dt \right\rangle$

A similar statement holds for vector-valued functions in  $\mathbb{R}^3$ .



[youtu.be/watch?v=GQTMVKNKQusc](https://youtu.be/watch?v=GQTMVKNKQusc)

**Figure 13.2.33** Video presentation of Definition 13.2.31 and Theorem 13.2.32

**Example 13.2.34 Evaluating a definite integral of a vector-valued function.**

Let  $\vec{r}(t) = \langle e^{2t}, \sin(t) \rangle$ . Evaluate  $\int_0^1 \vec{r}(t) dt$ .

**Solution.** We follow Theorem 13.2.32.

$$\begin{aligned} \int_0^1 \vec{r}(t) dt &= \int_0^1 \langle e^{2t}, \sin(t) \rangle dt \\ &= \left\langle \int_0^1 e^{2t} dt, \int_0^1 \sin(t) dt \right\rangle \\ &= \left\langle \frac{1}{2} e^{2t} \Big|_0^1, -\cos(t) \Big|_0^1 \right\rangle \end{aligned}$$



$$\begin{aligned}
 &= \left\langle \frac{1}{2}(e^2 - 1), -\cos(1) + 1 \right\rangle \\
 &\approx \langle 3.19, 0.460 \rangle.
 \end{aligned}$$

Video solution


[youtu.be/watch?v=57pkOzkF7TE](https://youtu.be/watch?v=57pkOzkF7TE)
**Example 13.2.35 Solving an initial value problem.**

Let  $\vec{r}''(t) = \langle 2, \cos(t), 12t \rangle$ . Find  $\vec{r}(t)$  where:

- $\vec{r}(0) = \langle -7, -1, 2 \rangle$  and
- $\vec{r}'(0) = \langle 5, 3, 0 \rangle$ .

**Solution.** Knowing  $\vec{r}''(t) = \langle 2, \cos(t), 12t \rangle$ , we find  $\vec{r}'(t)$  by evaluating the indefinite integral.

$$\begin{aligned}
 \int \vec{r}''(t) dt &= \left\langle \int 2 dt, \int \cos(t) dt, \int 12t dt \right\rangle \\
 &= \langle 2t + C_1, \sin(t) + C_2, 6t^2 + C_3 \rangle \\
 &= \langle 2t, \sin(t), 6t^2 \rangle + \langle C_1, C_2, C_3 \rangle \\
 &= \langle 2t, \sin(t), 6t^2 \rangle + \vec{C}.
 \end{aligned}$$

Note how each indefinite integral creates its own constant which we collect as one constant vector  $\vec{C}$ . Knowing  $\vec{r}'(0) = \langle 5, 3, 0 \rangle$  allows us to solve for  $\vec{C}$ :

$$\begin{aligned}
 \vec{r}'(t) &= \langle 2t, \sin(t), 6t^2 \rangle + \vec{C} \\
 \vec{r}'(0) &= \langle 0, 0, 0 \rangle + \vec{C} \\
 \langle 5, 3, 0 \rangle &= \vec{C}.
 \end{aligned}$$

So  $\vec{r}'(t) = \langle 2t, \sin(t), 6t^2 \rangle + \langle 5, 3, 0 \rangle = \langle 2t + 5, \sin(t) + 3, 6t^2 \rangle$ . To find  $\vec{r}(t)$ , we integrate once more.

$$\begin{aligned}
 \int \vec{r}'(t) dt &= \left\langle \int 2t + 5 dt, \int \sin(t) + 3 dt, \int 6t^2 dt \right\rangle \\
 &= \langle t^2 + 5t, -\cos(t) + 3t, 2t^3 \rangle + \vec{C}.
 \end{aligned}$$

With  $\vec{r}(0) = \langle -7, -1, 2 \rangle$ , we solve for  $\vec{C}$ :

$$\begin{aligned}
 \vec{r}(t) &= \langle t^2 + 5t, -\cos(t) + 3t, 2t^3 \rangle + \vec{C} \\
 \vec{r}(0) &= \langle 0, -1, 0 \rangle + \vec{C} \\
 \langle -7, -1, 2 \rangle &= \langle 0, -1, 0 \rangle + \vec{C} \\
 \langle -7, 0, 2 \rangle &= \vec{C}.
 \end{aligned}$$

So

$$\begin{aligned}
 \vec{r}(t) &= \langle t^2 + 5t, -\cos(t) + 3t, 2t^3 \rangle + \langle -7, 0, 2 \rangle \\
 &= \langle t^2 + 5t - 7, -\cos(t) + 3t, 2t^3 + 2 \rangle.
 \end{aligned}$$

Video solution


[youtu.be/watch?v=0-1B6C9jj9k](https://youtu.be/watch?v=0-1B6C9jj9k)

What does the integration of a vector-valued function *mean*? There are many applications, but none as direct as “the area under the curve” that we used in understanding the integral of a real-valued function.

A key understanding for us comes from considering the integral of a derivative:

$$\int_a^b \vec{r}'(t) dt = \vec{r}(t) \Big|_a^b = \vec{r}(b) - \vec{r}(a).$$

Integrating a *rate of change* function gives *displacement*.

Noting that vector-valued functions are closely related to parametric equations, we can describe the arc length of the graph of a vector-valued function as an integral. Given parametric equations  $x = f(t)$ ,  $y = g(t)$ , the arc length on  $[a, b]$  of the graph is

$$\text{Arc Length} = \int_a^b \sqrt{f'(t)^2 + g'(t)^2} dt,$$

as stated in [Theorem 10.3.17](#) in [Section 10.3](#). If  $\vec{r}(t) = \langle f(t), g(t) \rangle$ , note that  $\sqrt{f'(t)^2 + g'(t)^2} = \|\vec{r}'(t)\|$ . Therefore we can express the arc length of the graph of a vector-valued function as an integral of the magnitude of its derivative.

**Theorem 13.2.36 Arc Length of a Vector-Valued Function.**

Let  $\vec{r}(t)$  be a vector-valued function where  $\vec{r}'(t)$  is continuous on  $[a, b]$ . The arc length  $L$  of the graph of  $\vec{r}(t)$  is

$$L = \int_a^b \|\vec{r}'(t)\| dt.$$

Note that we are actually integrating a scalar-function here, not a vector-valued function.

The next section takes what we have established thus far and applies it to objects in motion. We will let  $\vec{r}(t)$  describe the path of an object in the plane or in space and will discover the information provided by  $\vec{r}'(t)$  and  $\vec{r}''(t)$ .

## 13.2.5 Exercises

## Terms and Concepts

1. Limits, derivatives and integrals of vector-valued functions are all evaluated \_\_\_\_\_-wise.
2. The definite integral of a rate of change function gives \_\_\_\_\_.
3. Why is it generally not useful to graph both  $\vec{r}(t)$  and  $\vec{r}'(t)$  on the same axes?
4. [Theorem 13.2.25](#) contains three product rules. What are the three different types of products used in these rules?

## Problems

**Exercise Group.** Evaluate the given limit.

5.  $\lim_{t \rightarrow 5} \langle 2t + 1, 3t^2 - 1, \sin(t) \rangle$
6.  $\lim_{t \rightarrow 3} \left\langle e^t, \frac{t^2 - 9}{t + 3} \right\rangle$
7.  $\lim_{t \rightarrow 0} \left\langle \frac{t}{\sin(t)}, (1 + t)^{\frac{1}{t}} \right\rangle$
8.  $\lim_{h \rightarrow 0} \frac{\vec{r}(t+h) - \vec{r}(t)}{h}$ , where  $\vec{r}(t) = \langle t^2, t, 1 \rangle$ .

**Exercise Group.** Identify the interval or union of intervals on which  $\vec{r}(t)$  is continuous.

9.  $\vec{r}(t) = \langle t^2, 1/t \rangle$
10.  $\vec{r}(t) = \langle \cos(t), e^t, \ln(t) \rangle$

**Exercise Group.** Find the derivative of the given function.

11.  $\vec{r}(t) = \langle \cos(t), e^t, \ln(t) \rangle$
12.  $\vec{r}(t) = \left\langle \frac{1}{t}, \frac{2t-1}{3t+1}, \tan(t) \right\rangle$
13.  $\vec{r}(t) = (t^2) \langle \sin(t), 2t + 5 \rangle$
14.  $\vec{r}(t) = \langle t^2 + 1, t - 1 \rangle \cdot \langle \sin(t), 2t + 5 \rangle$
15.  $\vec{r}(t) = \langle t^2 + 1, t - 1, 1 \rangle \times \langle \sin(t), 2t + 5, 1 \rangle$
16.  $\vec{r}(t) = \langle \cosh t, \sinh t \rangle$

**Exercise Group.** First, find  $\vec{r}'(t)$ . Then sketch  $\vec{r}(t)$  and  $\vec{r}'(1)$ , with the initial point of  $\vec{r}'(1)$  at  $\vec{r}(1)$ .

17.  $\vec{r}(t) = \langle t^2 + t, t^2 - t \rangle$
18.  $\vec{r}(t) = \langle t^2 - 2t + 2, t^3 - 3t^2 + 2t \rangle$
19.  $\vec{r}(t) = \langle t^2 + 1, t^3 - t \rangle$
20.  $\vec{r}(t) = \langle t^2 - 4t + 5, t^3 - 6t^2 + 11t - 6 \rangle$

**Exercise Group.** Give the equation of the line tangent to the graph of  $\vec{r}(t)$  at the given  $t$  value.

21.  $\vec{r}(t) = \langle t^2 + t, t^2 - t \rangle$ , at  $t = 1$
22.  $\vec{r}(t) = \langle 3 \cos(t), \sin(t) \rangle$ , at  $t = \pi/4$
23.  $\vec{r}(t) = \langle 3 \cos(t), 3 \sin(t), t \rangle$  at  $t = \pi$ .
24.  $\vec{r}(t) = \langle e^t, \tan(t), t \rangle$ , at  $t = 0$ .

**Exercise Group.** Find the value(s) of  $t$  for which  $\vec{r}(t)$  is not smooth.

25.  $\vec{r}(t) = \langle \cos(t), \sin(t) - t \rangle$
26.  $\vec{r}(t) = \langle t^2 - 2t + 1, t^3 + t^2 - 5t + 3 \rangle$
27.  $\vec{r}(t) = \langle \cos(t) - \sin(t), \sin(t) - \cos(t), \cos(4t) \rangle$
28.  $\vec{r}(t) = \langle t^3 - 3t + 2, -\cos(\pi t), \sin^2(\pi t) \rangle$

**Exercise Group.** The following exercises ask you to verify parts of [Theorem 13.2.25](#). In each let  $f(t) = t^3$ ,  $\vec{r}(t) = \langle t^2, t - 1, 1 \rangle$  and  $\vec{s}(t) = \langle \sin(t), e^t, t \rangle$ . Compute the various derivatives as indicated.

29. Simplify  $f(t)\vec{r}(t)$ , then find its derivative; show this is the same as  $f'(t)\vec{r}(t) + f(t)\vec{r}'(t)$ .
30. Simplify  $\vec{r}(t) \cdot \vec{s}(t)$ , then find its derivative; show this is the same as  $\vec{r}'(t) \cdot \vec{s}(t) + \vec{r}(t) \cdot \vec{s}'(t)$ .
31. Simplify  $\vec{r}(t) \times \vec{s}(t)$ , then find its derivative; show this is the same as  $\vec{r}'(t) \times \vec{s}(t) + \vec{r}(t) \times \vec{s}'(t)$ .
32. Simplify  $\vec{r}(f(t))$ , then find its derivative; show this is the same as  $\vec{r}'(f(t))f'(t)$ .

**Exercise Group.** In the following exercises, evaluate the given definite or indefinite integral.

33.  $\int \langle t^3, \cos(t), te^t \rangle dt$

34.  $\int \left\langle \frac{1}{1+t^2}, \sec^2(t) \right\rangle dt$

35.  $\int_0^\pi \langle -\sin(t), \cos(t) \rangle dt =$  \_\_\_\_\_

36.  $\int_{-2}^2 \langle 2t+1, 2t-1 \rangle dt$

**Exercise Group.** Solve the given initial value problems.

37. Find  $\vec{r}(t)$ , given that  $\vec{r}'(t) = \langle t, \sin(t) \rangle$  and  $\vec{r}(0) = \langle 2, 2 \rangle$ .  
 $\vec{r}(t) =$  \_\_\_\_\_

38. Find  $\vec{r}(t)$ , given that  $\vec{r}'(t) = \langle 1/(t+1), \tan(t) \rangle$  and  $\vec{r}(0) = \langle 1, 2 \rangle$ .

39. Find  $\vec{r}(t)$ , given that  $\vec{r}''(t) = \langle t^2, t, 1 \rangle$ ,  $\vec{r}'(0) = \langle 1, 2, 3 \rangle$  and  $\vec{r}(0) = \langle 4, 5, 6 \rangle$ .  
 $\vec{r}(t) =$  \_\_\_\_\_

40. Find  $\vec{r}(t)$ , given that  $\vec{r}''(t) = \langle \cos(t), \sin(t), e^t \rangle$ ,  $\vec{r}'(0) = \langle 0, 0, 0 \rangle$  and  $\vec{r}(0) = \langle 0, 0, 0 \rangle$ .

**Exercise Group.** Find the arc length of  $\vec{r}(t)$  on the indicated interval.

41.  $\vec{r}(t) = \langle 2 \cos(t), 2 \sin(t), 3t \rangle$  on  $[0, 2\pi]$ .

42.  $\vec{r}(t) = \langle 5 \cos(t), 3 \sin(t), 4 \sin(t) \rangle$  on  $[0, 2\pi]$ .

43.  $\vec{r}(t) = \langle t^3, t^2, t^3 \rangle$  on  $[0, 1]$ .

44.  $\vec{r}(t) = \langle e^{-t} \cos(t), e^{-t} \sin(t) \rangle$  on  $[0, 1]$ .

45. Prove [Theorem 13.2.30](#); that is, show if  $\vec{r}(t)$  has constant length and is differentiable, then  $\vec{r}(t) \cdot \vec{r}'(t) = 0$ . (Hint: use the Product Rule to compute  $\frac{d}{dt}(\vec{r}(t) \cdot \vec{r}(t))$ .)

### 13.3 The Calculus of Motion

A common use of vector-valued functions is to describe the motion of an object in the plane or in space. A *position function*  $\vec{r}(t)$  gives the position of an object at time  $t$ . More formally, let  $O = \vec{0}$  (either in the plane or in space) and suppose an object is at point  $P_c$  at time  $t = t_c$ . Then  $\vec{r}(t_c) = \overrightarrow{OP_c}$ ; that is, the vector  $\vec{r}(t_c)$  “points” to the location of the object at a given time. This section explores how derivatives and integrals are used to study the motion described by such a function.

#### Definition 13.3.2 Velocity, Speed and Acceleration.

Let  $\vec{r}(t)$  be a position function in  $\mathbb{R}^2$  or  $\mathbb{R}^3$ .

**Velocity** The instantaneous rate of position change, denoted  $\vec{v}(t)$ ; that is,  $\vec{v}(t) = \vec{r}'(t)$ .

**Speed** The magnitude of velocity:  $\|\vec{v}(t)\|$ .

**Acceleration** The instantaneous rate of velocity change, denoted  $\vec{a}(t)$ ; that is,  $\vec{a}(t) = \vec{v}'(t) = \vec{r}''(t)$ .



[youtu.be/watch?v=UAGqV-r6jBI](https://youtu.be/watch?v=UAGqV-r6jBI)

Figure 13.3.1 Video introduction to Section 13.3

#### Example 13.3.3 Finding velocity and acceleration.

An object is moving with position function  $\vec{r}(t) = \langle t^2 - t, t^2 + t \rangle$ ,  $-3 \leq t \leq 3$ , where distances are measured in feet and time is measured in seconds.

1. Find  $\vec{v}(t)$  and  $\vec{a}(t)$ .
2. Sketch  $\vec{r}(t)$ ; plot  $\vec{v}(-1)$ ,  $\vec{a}(-1)$ ,  $\vec{v}(1)$  and  $\vec{a}(1)$ , each with their initial point at their corresponding point on the graph of  $\vec{r}(t)$ .
3. When is the object's speed minimized?

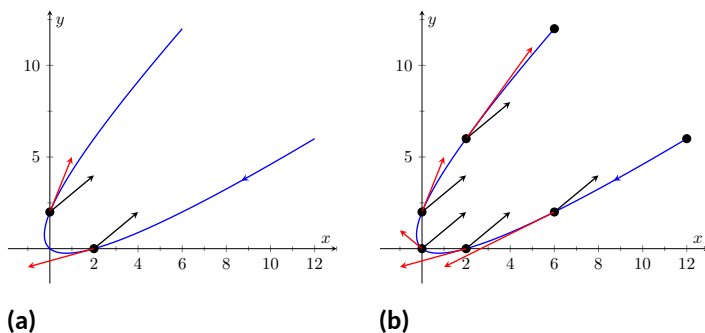
#### Solution.

1. Taking derivatives, we find

$$\vec{v}(t) = \vec{r}'(t) = \langle 2t - 1, 2t + 1 \rangle \text{ and } \vec{a}(t) = \vec{r}''(t) = \langle 2, 2 \rangle.$$

Note that acceleration is constant.

2.  $\vec{v}(-1) = \langle -3, -1 \rangle$ ,  $\vec{a}(-1) = \langle 2, 2 \rangle$ ;  $\vec{v}(1) = \langle 1, 3 \rangle$ ,  $\vec{a}(1) = \langle 2, 2 \rangle$ . These are plotted with  $\vec{r}(t)$  in Figure 13.3.4(a). We can think of acceleration as “pulling” the velocity vector in a certain direction. At  $t = -1$ , the velocity vector points down and to the left; at  $t = 1$ , the velocity vector has been pulled in the  $\langle 2, 2 \rangle$  direction and is now pointing up and to the right. In Figure 13.3.4(b) we plot more velocity/acceleration vectors, making more clear the effect acceleration has on velocity.



**Figure 13.3.4** Graphing the position, velocity and acceleration of an object in Example 13.3.3

Since  $\vec{a}(t)$  is constant in this example, as  $t$  grows large  $\vec{v}(t)$  becomes almost parallel to  $\vec{a}(t)$ . For instance, when  $t = 10$ ,  $\vec{v}(10) = \langle 19, 21 \rangle$ , which is nearly parallel to  $\langle 2, 2 \rangle$ .

3. The object's speed is given by

$$\|\vec{v}(t)\| = \sqrt{(2t-1)^2 + (2t+1)^2} = \sqrt{8t^2 + 2}.$$

To find the minimal speed, we could apply calculus techniques (such as set the derivative equal to 0 and solve for  $t$ , etc.) but we can find it by inspection. Inside the square root we have a quadratic which is minimized when  $t = 0$ . Thus the speed is minimized at  $t = 0$ , with a speed of  $\sqrt{2} \frac{\text{ft}}{\text{s}}$ . The graph in Figure 13.3.4(b) also implies speed is minimized here. The filled dots on the graph are located at integer values of  $t$  between  $-3$  and  $3$ . Dots that are far apart imply the object traveled a far distance in 1 second, indicating high speed; dots that are close together imply the object did not travel far in 1 second, indicating a low speed. The dots are closest together near  $t = 0$ , implying the speed is minimized near that value.

Video solution



[youtu.be/watch?v=qpQidOR7TQQ](https://youtu.be/watch?v=qpQidOR7TQQ)

### Example 13.3.5 Analyzing Motion.

Two objects follow an identical path at different rates on  $[-1, 1]$ . The position function for Object 1 is  $\vec{r}_1(t) = \langle t, t^2 \rangle$ ; the position function for Object 2 is  $\vec{r}_2(t) = \langle t^3, t^6 \rangle$ , where distances are measured in feet and time is measured in seconds. Compare the velocity, speed and acceleration of the two objects on the path.

**Solution.** We begin by computing the velocity and acceleration function for each object:

$$\begin{aligned} \vec{v}_1(t) &= \langle 1, 2t \rangle & \vec{v}_2(t) &= \langle 3t^2, 6t^5 \rangle \\ \vec{a}_1(t) &= \langle 0, 2 \rangle & \vec{a}_2(t) &= \langle 6t, 30t^4 \rangle \end{aligned}$$

We immediately see that Object 1 has constant acceleration, whereas Object 2 does not.

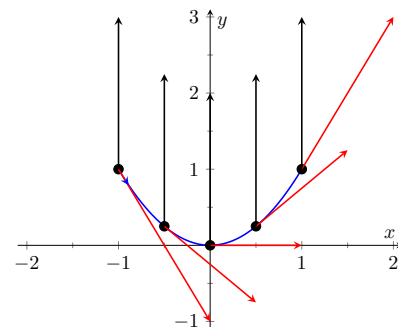
At  $t = -1$ , we have  $\vec{v}_1(-1) = \langle 1, -2 \rangle$  and  $\vec{v}_2(-1) = \langle 3, -6 \rangle$ ; the velocity of Object 2 is three times that of Object 1 and so it follows that the speed of Object 2 is three times that of Object 1 ( $3\sqrt{5}$  ft/s compared

to  $\sqrt{5}$  ft/s.)

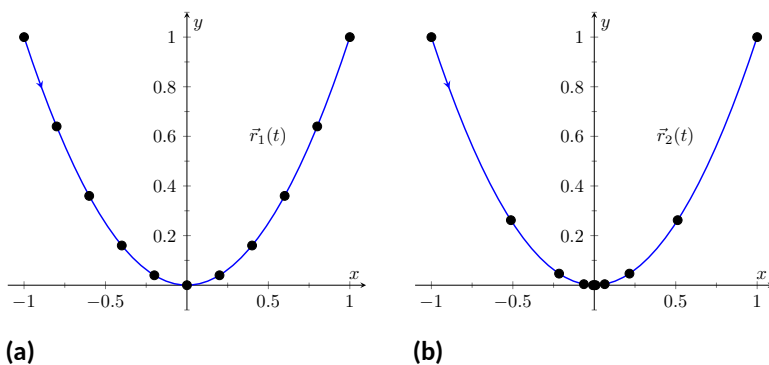
At  $t = 0$ , the velocity of Object 1 is  $\vec{v}(1) = \langle 1, 0 \rangle$  and the velocity of Object 2 is  $\vec{0}$ ! This tells us that Object 2 comes to a complete stop at  $t = 0$ .

In Figure 13.3.6, we see the velocity and acceleration vectors for Object 1 plotted for  $t = -1, -1/2, 0, 1/2$  and  $t = 1$ . Note again how the constant acceleration vector seems to “pull” the velocity vector from pointing down, right to up, right. We could plot the analogous picture for Object 2, but the velocity and acceleration vectors are rather large ( $\vec{a}_2(-1) = \langle -6, 30 \rangle$ !)

Instead, we simply plot the locations of Object 1 and 2 on intervals of  $1/10^{\text{th}}$  of a second, shown in Figure 13.3.7(a) and Figure 13.3.7(b). Note how the  $x$ -values of Object 1 increase at a steady rate. This is because the  $x$ -component of  $\vec{a}(t)$  is 0; there is no acceleration in the  $x$ -component. The dots are not evenly spaced; the object is moving faster near  $t = -1$  and  $t = 1$  than near  $t = 0$ .



**Figure 13.3.6** Plotting velocity and acceleration vectors for Object 1 in Example 13.3.5



**Figure 13.3.7** Comparing the positions of Objects 1 and 2 in Example 13.3.5

In Figure 13.3.7(b), we see the points plotted for Object 2. Note the large change in position from  $t = -1$  to  $t = -0.8$ ; the object starts moving very quickly. However, it slows considerably as it approaches the origin, and comes to a complete stop at  $t = 0$ . While it looks like there are 3 points near the origin, there are in reality 5 points there.

Since the objects begin and end at the same location, they have the same displacement. Since they begin and end at the same time, with the same displacement, they have the same average rate of change (i.e., they have the same average velocity). Since they follow the same path, they have the same distance traveled. Even though these three measurements are the same, the objects obviously travel the path in very different ways.

### Example 13.3.8 Analyzing the motion of a whirling ball on a string.

A young boy whirls a ball, attached to a string, above his head in a counter-clockwise circle. The ball follows a circular path and makes 2 revolutions per second. The string has length 2 ft.

1. Find the position function  $\vec{r}(t)$  that describes this situation.
2. Find the acceleration of the ball and give a physical interpretation of it.

3. A tree stands 10 ft in front of the boy. At what  $t$ -values should the boy release the string so that the ball hits the tree?

**Solution.**

1. The ball whirls in a circle. Since the string is 2 ft long, the radius of the circle is 2. The position function  $\vec{r}(t) = \langle 2 \cos(t), 2 \sin(t) \rangle$  describes a circle with radius 2, centered at the origin, but makes a full revolution every  $2\pi$  seconds, not two revolutions per second. We modify the period of the trigonometric functions to be  $1/2$  by multiplying  $t$  by  $4\pi$ . The final position function is thus

$$\vec{r}(t) = \langle 2 \cos(4\pi t), 2 \sin(4\pi t) \rangle.$$

(Plot this for  $0 \leq t \leq 1/2$  to verify that one revolution is made in  $1/2$  a second.)

2. To find  $\vec{a}(t)$ , we take the derivative of  $\vec{r}(t)$  twice.

$$\begin{aligned}\vec{v}(t) &= \vec{r}'(t) = \langle -8\pi \sin(4\pi t), 8\pi \cos(4\pi t) \rangle \\ \vec{a}(t) &= \vec{r}''(t) = \langle -32\pi^2 \cos(4\pi t), -32\pi^2 \sin(4\pi t) \rangle \\ &= -32\pi^2 \langle \cos(4\pi t), \sin(4\pi t) \rangle.\end{aligned}$$

Note how  $\vec{a}(t)$  is parallel to  $\vec{r}(t)$ , but has a different magnitude and points in the opposite direction. Why is this?

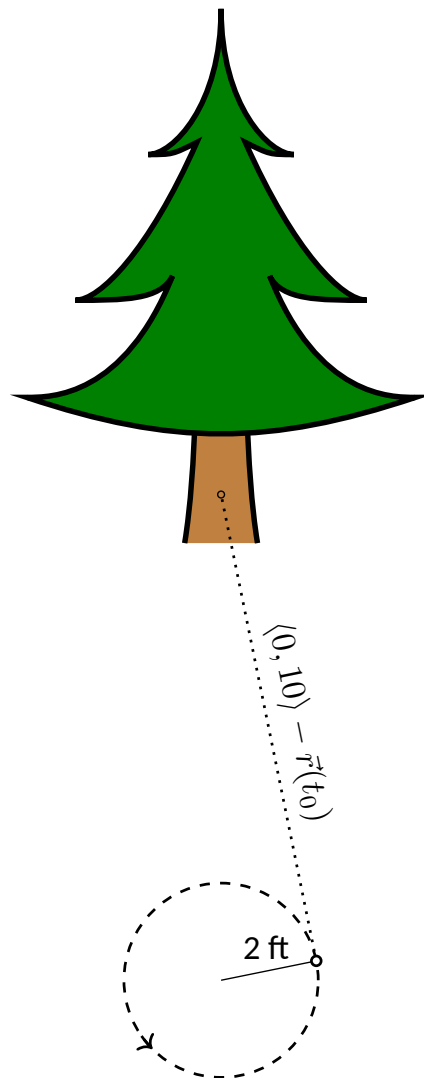
Recall the classic physics equation, “Force = mass  $\times$  acceleration.” A force acting on a mass induces acceleration (i.e., the mass moves); a mass that is accelerating is being acted upon by a force. Thus force and acceleration are closely related. A moving ball “wants” to travel in a straight line. Why does the ball in our example move in a circle? It is attached to the boy’s hand by a string. The string applies a force to the ball, affecting its motion: the string *accelerates* the ball. This is not acceleration in the sense of “it travels faster;” rather, this acceleration is changing the velocity of the ball. In what direction is this force/acceleration being applied? In the direction of the string, towards the boy’s hand.

The magnitude of the acceleration is related to the speed at which the ball is traveling. A ball whirling quickly is rapidly changing direction/velocity. When velocity is changing rapidly, the acceleration must be “large.”

3. When the boy releases the string, the string no longer applies a force to the ball, meaning acceleration is  $\vec{0}$  and the ball can now move in a straight line in the direction of  $\vec{v}(t)$ .

Let  $t = t_0$  be the time when the boy lets go of the string. The ball will be at  $\vec{r}(t_0)$ , traveling in the direction of  $\vec{v}(t_0)$ . We want to find  $t_0$  so that this line contains the point  $(0, 10)$  (since the tree is 10 ft directly in front of the boy).

There are many ways to find this time value. We choose one that is relatively simple computationally. As shown in Figure 13.3.9, the vector from the release point to the tree is  $\langle 0, 10 \rangle - \vec{r}(t_0)$ .



**Figure 13.3.9** Modeling the flight of a ball in Example 13.3.8



This line segment is tangent to the circle, which means it is also perpendicular to  $\vec{r}(t_0)$  itself, so their dot product is 0.

$$\begin{aligned}\vec{r}(t_0) \cdot (\langle 0, 10 \rangle - \vec{r}(t_0)) &= 0 \\ \langle 2 \cos(4\pi t_0), 2 \sin(4\pi t_0) \rangle \cdot \langle -2 \cos(4\pi t_0), 10 - 2 \sin(4\pi t_0) \rangle &= 0 \\ -4 \cos^2(4\pi t_0) + 20 \sin(4\pi t_0) - 4 \sin^2(4\pi t_0) &= 0 \\ 20 \sin(4\pi t_0) - 4 &= 0 \\ \sin(4\pi t_0) &= 1/5 \\ 4\pi t_0 &= \sin^{-1}(1/5) \\ 4\pi t_0 &\approx 0.2 + 2\pi n,\end{aligned}$$

where  $n$  is an integer. Solving for  $t_0$  we have:

$$t_0 \approx 0.016 + n/2$$

This is a wonderful formula. Every  $1/2$  second after  $t = 0.016$  s the boy can release the string (since the ball makes 2 revolutions per second, he has two chances each second to release the ball).

Video solution



[youtu.be/watch?v=qrNYh5hmyLE](https://youtu.be/watch?v=qrNYh5hmyLE)

### Example 13.3.10 Analyzing motion in space.

An object moves in a helix with position function  $\vec{r}(t) = \langle \cos(t), \sin(t), t \rangle$ , where distances are measured in meters and time is in minutes. Describe the object's speed and acceleration at time  $t$ .

**Solution.** With  $\vec{r}(t) = \langle \cos(t), \sin(t), t \rangle$ , we have:

$$\begin{aligned}\vec{v}(t) &= \langle -\sin(t), \cos(t), 1 \rangle \text{ and} \\ \vec{a}(t) &= \langle -\cos(t), -\sin(t), 0 \rangle.\end{aligned}$$

The speed of the object is  $\|\vec{v}(t)\| = \sqrt{(-\sin(t))^2 + \cos^2(t) + 1} = \sqrt{2}$   $\frac{\text{m}}{\text{min}}$ ; it moves at a constant speed. Note that the object does not accelerate in the  $z$ -direction, but rather moves up at a constant rate of  $1 \frac{\text{m}}{\text{min}}$ .

The objects in Examples 13.3.8 and 13.3.10 traveled at a constant speed. That is,  $\|\vec{v}(t)\| = c$  for some constant  $c$ . Recall Theorem 13.2.30, which states that if a vector-valued function  $\vec{r}(t)$  has constant length, then  $\vec{r}(t)$  is perpendicular to its derivative:  $\vec{r}(t) \cdot \vec{r}'(t) = 0$ . In these examples, the velocity function has constant length, therefore we can conclude that the velocity is perpendicular to the acceleration:  $\vec{v}(t) \cdot \vec{a}(t) = 0$ . A quick check verifies this.

There is an intuitive understanding of this. If acceleration is parallel to velocity, then it is only affecting the object's speed; it does not change the direction of travel. (For example, consider a dropped stone. Acceleration and velocity are parallel — straight down — and the direction of velocity never changes, though speed does increase.) If acceleration is not perpendicular to velocity, then there is some acceleration in the direction of travel, influencing the speed. If speed is constant, then acceleration must be orthogonal to velocity, as it then only affects direction, and not speed.

**Key Idea 13.3.11 Objects With Constant Speed.**

If an object moves with constant speed, then its velocity and acceleration vectors are orthogonal. That is,  $\vec{v}(t) \cdot \vec{a}(t) = 0$ .

**13.3.1 Projectile Motion**

An important application of vector-valued position functions is *projectile motion*: the motion of objects under only the influence of gravity. We will measure time in seconds, and distances will either be in meters or feet. We will show that we can completely describe the path of such an object knowing its initial position and initial velocity (i.e., where it is and where it is going.)

Suppose an object has initial position  $\vec{r}(0) = \langle x_0, y_0 \rangle$  and initial velocity  $\vec{v}(0) = \langle v_x, v_y \rangle$ . It is customary to rewrite  $\vec{v}(0)$  in terms of its speed  $v_0$  and direction  $\vec{u}$ , where  $\vec{u}$  is a unit vector. Recall all unit vectors in  $\mathbb{R}^2$  can be written as  $\langle \cos(\theta), \sin(\theta) \rangle$ , where  $\theta$  is an angle measure counter-clockwise from the  $x$ -axis. (We refer to  $\theta$  as the *angle of elevation*.) Thus  $\vec{v}(0) = v_0 \langle \cos(\theta), \sin(\theta) \rangle$ .

Since the acceleration of the object is known, namely  $\vec{a}(t) = \langle 0, -g \rangle$ , where  $g$  is the gravitational constant, we can find  $\vec{r}(t)$  knowing our two initial conditions. We first find  $\vec{v}(t)$ :

$$\begin{aligned}\vec{v}(t) &= \int \vec{a}(t) dt \\ \vec{v}(t) &= \int \langle 0, -g \rangle dt \\ \vec{v}(t) &= \langle 0, -gt \rangle + \vec{C}.\end{aligned}$$

Knowing  $\vec{v}(0) = v_0 \langle \cos(\theta), \sin(\theta) \rangle$ , we have  $\vec{C} = v_0 \langle \cos(\theta), \sin(\theta) \rangle$  and so

$$\vec{v}(t) = \langle v_0 \cos(\theta), -gt + v_0 \sin(\theta) \rangle.$$

We integrate once more to find  $\vec{r}(t)$ :

$$\begin{aligned}\vec{r}(t) &= \int \vec{v}(t) dt \\ \vec{r}(t) &= \int \langle v_0 \cos(\theta), -gt + v_0 \sin(\theta) \rangle dt \\ \vec{r}(t) &= \left\langle (v_0 \cos(\theta))t, -\frac{1}{2}gt^2 + (v_0 \sin(\theta))t \right\rangle + \vec{C}.\end{aligned}$$

Knowing  $\vec{r}(0) = \langle x_0, y_0 \rangle$ , we conclude  $\vec{C} = \langle x_0, y_0 \rangle$  and

$$\vec{r}(t) = \left\langle (v_0 \cos(\theta))t + x_0, -\frac{1}{2}gt^2 + (v_0 \sin(\theta))t + y_0 \right\rangle.$$

**Key Idea 13.3.13 Projectile Motion.**

The position function of a projectile propelled from an initial position of  $\vec{r}_0 = \langle x_0, y_0 \rangle$ , with initial speed  $v_0$ , with angle of elevation  $\theta$  and neglecting all accelerations but gravity is

$$\vec{r}(t) = \left\langle (v_0 \cos(\theta))t + x_0, -\frac{1}{2}gt^2 + (v_0 \sin(\theta))t + y_0 \right\rangle.$$



[youtu.be/watch?v=n1VJ3ngrTw](https://youtu.be/watch?v=n1VJ3ngrTw)

**Figure 13.3.12** Video presentation of Subsection 13.3.1

This text takes  $g$  to be  $32 \frac{\text{ft}}{\text{s}^2}$  when using Imperial units, and  $9.8 \frac{\text{m}}{\text{s}^2}$  when using SI units.

Letting  $\vec{v}_0 = v_0 \langle \cos(\theta), \sin(\theta) \rangle$ ,  $\vec{r}(t)$  can be written as

$$\vec{r}(t) = \left\langle 0, -\frac{1}{2}gt^2 \right\rangle + \vec{v}_0 t + \vec{r}_0.$$

We demonstrate how to use this position function in the next two examples.

#### Example 13.3.14 Projectile Motion.

Sydney shoots her Red Ryder® bb gun across level ground from an elevation of 4 ft, where the barrel of the gun makes a  $5^\circ$  angle with the horizontal. Find how far the bb travels before landing, assuming the bb is fired at the advertised rate of  $350 \frac{\text{ft}}{\text{s}}$  and ignoring air resistance.

**Solution.** A direct application of [Key Idea 13.3.13](#) gives

$$\begin{aligned}\vec{r}(t) &= \langle (350 \cos(5^\circ))t, -16t^2 + (350 \sin(5^\circ))t + 4 \rangle \\ &\approx \langle 346.67t, -16t^2 + 30.50t + 4 \rangle,\end{aligned}$$

where we set her initial position to be  $\langle 0, 4 \rangle$ . We need to find *when* the bb lands, then we can find *where*. We accomplish this by setting the  $y$ -component equal to 0 and solving for  $t$ :

$$\begin{aligned}-16t^2 + 30.50t + 4 &= 0 \\ t &= \frac{-30.50 \pm \sqrt{30.50^2 - 4(-16)(4)}}{-32} \\ t &\approx 2.03 \text{ s.}\end{aligned}$$

(We discarded a negative solution that resulted from our quadratic equation.)

We have found that the bb lands 2.03 s after firing; with  $t = 2.03$ , we find the  $x$ -component of our position function is  $346.67(2.03) = 703.74$  ft. The bb lands about 704 feet away.

Video solution



[youtu.be/watch?v=9\\_Ev\\_uu0Y74](https://youtu.be/watch?v=9_Ev_uu0Y74)

#### Example 13.3.15 Projectile Motion.

Alex holds his sister's bb gun at a height of 3 ft and wants to shoot a target that is 6 ft above the ground, 25 ft away. At what angle should he hold the gun to hit his target? (We still assume the muzzle velocity is  $350 \frac{\text{ft}}{\text{s}}$ .)

**Solution.** The position function for the path of Alex's bb is

$$\vec{r}(t) = \langle (350 \cos(\theta))t, -16t^2 + (350 \sin(\theta))t + 3 \rangle.$$

We need to find  $\theta$  so that  $\vec{r}(t) = \langle 25, 6 \rangle$  for some value of  $t$ . That is, we want to find  $\theta$  and  $t$  such that

$$(350 \cos(\theta))t = 25 \text{ and } -16t^2 + (350 \sin(\theta))t + 3 = 6.$$

This is not trivial (though not “hard”). We start by solving each equation for  $\cos(\theta)$  and  $\sin(\theta)$ , respectively.

$$\cos(\theta) = \frac{25}{350t} \text{ and } \sin(\theta) = \frac{3 + 16t^2}{350t}.$$

Using the Pythagorean Identity  $\cos^2(\theta) + \sin^2(\theta) = 1$ , we have

$$\left(\frac{25}{350t}\right)^2 + \left(\frac{3 + 16t^2}{350t}\right)^2 = 1$$

Multiply both sides by  $(350t)^2$ :

$$25^2 + (3 + 16t^2)^2 = 350^2 t^2$$

$$256t^4 - 122,404t^2 + 634 = 0.$$

This is a quadratic in  $t^2$ . That is, we can apply the quadratic formula to find  $t^2$ , then solve for  $t$  itself.

$$t^2 = \frac{122,404 \pm \sqrt{122,404^2 - 4(256)(634)}}{512}$$

$$t^2 = 0.0052, 478.135$$

$$t = \pm 0.072, \pm 21.866$$

Clearly the negative  $t$  values do not fit our context, so we have  $t = 0.072$  and  $t = 21.866$ . Using  $\cos(\theta) = 25/(350t)$ , we can solve for  $\theta$ :

$$\theta = \cos^{-1}\left(\frac{25}{350 \cdot 0.072}\right) \text{ and } \cos^{-1}\left(\frac{25}{350 \cdot 21.866}\right)$$

$$\theta = 7.03^\circ \text{ and } 89.8^\circ.$$

Alex has two choices of angle. He can hold the rifle at an angle of about  $7^\circ$  with the horizontal and hit his target 0.07 s after firing, or he can hold his rifle almost straight up, with an angle of  $89.8^\circ$ , where he'll hit his target about 22 s later. The first option is clearly the option he should choose.

### 13.3.2 Distance Traveled

Consider a driver who sets her cruise-control to 60 mph, and travels at this speed for an hour. We can ask:

1. How far did the driver travel?
2. How far from her starting position is the driver?

The first is easy to answer: she traveled 60 miles. The second is impossible to answer with the given information. We do not know if she traveled in a straight line, on an oval racetrack, or along a slowly-winding highway.

This highlights an important fact: to compute distance traveled, we need only to know the speed, given by  $\|\vec{v}(t)\|$ .

#### Theorem 13.3.16 Distance Traveled.

Let  $\vec{v}(t)$  be a velocity function for a moving object. The distance traveled by the object on  $[a, b]$  is:

$$\text{distance traveled} = \int_a^b \|\vec{v}(t)\| dt.$$

Note that this is just a restatement of [Theorem 13.2.36](#): arc length is the same as distance traveled, just viewed in a different context.

**Example 13.3.18 Distance Traveled, Displacement, and Average Speed.**

A particle moves in space with position function  $\vec{r}(t) = \langle t, t^2, \sin(\pi t) \rangle$  on  $[-2, 2]$ , where  $t$  is measured in seconds and distances are in meters. Find:

1. The distance traveled by the particle on  $[-2, 2]$ .
2. The displacement of the particle on  $[-2, 2]$ .
3. The particle's average speed.

**Solution.**

1. We use [Theorem 13.3.16](#) to establish the integral:

$$\begin{aligned} \text{distance traveled} &= \int_{-2}^2 \|\vec{v}(t)\| \, dt \\ &= \int_{-2}^2 \sqrt{1 + (2t)^2 + \pi^2 \cos^2(\pi t)} \, dt. \end{aligned}$$

This cannot be solved in terms of elementary functions so we turn to numerical integration, finding the distance to be 12.88 m.

2. The displacement is the vector

$$\vec{r}(2) - \vec{r}(-2) = \langle 2, 4, 0 \rangle - \langle -2, 4, 0 \rangle = \langle 4, 0, 0 \rangle.$$

That is, the particle ends with an  $x$ -value increased by 4 and with  $y$ - and  $z$ -values the same (see [Figure 13.3.19](#)).

3. We found above that the particle traveled 12.88 m over 4 seconds. We can compute average speed by dividing:  $12.88/4 = 3.22$  m/s.

We should also consider [Definition 5.4.34](#) of [Section 5.4](#), which says that the average value of a function  $f$  on  $[a, b]$  is  $\frac{1}{b-a} \int_a^b f(x) \, dx$ . In our context, the average value of the speed is

$$\text{average speed} = \frac{1}{2 - (-2)} \int_{-2}^2 \|\vec{v}(t)\| \, dt \approx \frac{1}{4} 12.88 = 3.22 \text{ m/s}.$$

Note how the physical context of a particle traveling gives meaning to a more abstract concept learned earlier.

In [Definition 5.4.34](#) of [Chapter 5](#) we defined the average value of a function  $f(x)$  on  $[a, b]$  to be

$$\frac{1}{b-a} \int_a^b f(x) \, dx.$$

Note how in [Example 13.3.18](#) we computed the average speed as

$$\frac{\text{distance traveled}}{\text{travel time}} = \frac{1}{2 - (-2)} \int_{-2}^2 \|\vec{v}(t)\| \, dt;$$



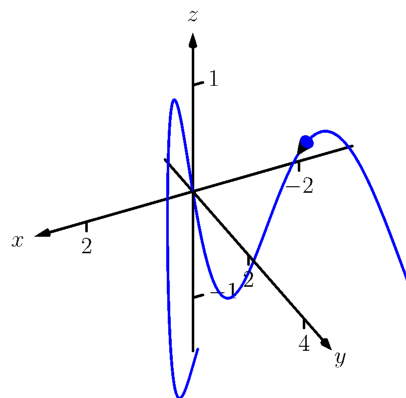
[youtu.be/watch?v=vTtjBp2SC1I](https://youtu.be/watch?v=vTtjBp2SC1I)

**Figure 13.3.17** Video presentation of [Theorem 13.3.16](#)

**Video solution**



[youtu.be/watch?v=vLSocZ7XLQM](https://youtu.be/watch?v=vLSocZ7XLQM)



**Figure 13.3.19** The path of the particle in [Example 13.3.18](#)

that is, we just found the average value of  $\|\vec{v}(t)\|$  on  $[-2, 2]$ .

Likewise, given position function  $\vec{r}(t)$ , the average velocity on  $[a, b]$  is

$$\frac{\text{displacement}}{\text{travel time}} = \frac{1}{b-a} \int_a^b \vec{r}'(t) dt = \frac{\vec{r}(b) - \vec{r}(a)}{b-a};$$

that is, it is the average value of  $\vec{r}'(t)$ , or  $\vec{v}(t)$ , on  $[a, b]$ .

**Key Idea 13.3.20 Average Speed, Average Velocity.**

Let  $\vec{r}(t)$  be a differentiable position function on  $[a, b]$ .

The **average speed** is:

$$\frac{\text{distance traveled}}{\text{travel time}} = \frac{\int_a^b \|\vec{r}'(t)\| dt}{b-a} = \frac{1}{b-a} \int_a^b \|\vec{v}(t)\| dt.$$

The **average velocity** is:

$$\frac{\text{displacement}}{\text{travel time}} = \frac{\int_a^b \vec{r}'(t) dt}{b-a} = \frac{1}{b-a} \int_a^b \vec{r}'(t) dt.$$

The next two sections investigate more properties of the graphs of vector-valued functions and we'll apply these new ideas to what we just learned about motion.

## 13.3.3 Exercises

## Terms and Concepts

1. How is *velocity* different from *speed*?
2. What is the difference between *displacement* and *distance traveled*?
3. What is the difference between *average velocity* and *average speed*?
4. *Distance traveled* is the same as \_\_\_\_\_, just viewed in a different context.
5. Describe a scenario where an object's average speed is a large number, but the magnitude of the average velocity is not a large number.
6. Explain why it is not possible to have an average velocity with a large magnitude but a small average speed.

## Problems

**Exercise Group.** In the following exercises, a position function  $\vec{r}(t)$  is given. Find  $\vec{v}(t)$  and  $\vec{a}(t)$ .

7.  $\vec{r}(t) = \langle 2t + 1, 5t - 2, 7 \rangle$
8.  $\vec{r}(t) = \langle 3t^2 - 2t + 1, -t^2 + t + 14 \rangle$
9.  $\vec{r}(t) = \langle \cos(t), \sin(t) \rangle$
10.  $\vec{r}(t) = \langle t/10, -\cos(t), \sin(t) \rangle$

**Exercise Group.** In the following exercises, a position function  $\vec{r}(t)$  is given. Sketch  $\vec{r}(t)$  on the indicated interval. Find  $\vec{v}(t)$  and  $\vec{a}(t)$ , then add  $\vec{v}(t_0)$  and  $\vec{a}(t_0)$  to your sketch, with their initial points at  $\vec{r}(t_0)$ , for the given value of  $t_0$ .

11.  $\vec{r}(t) = \langle t, \sin(t) \rangle$  on  $[0, \pi/2]$ ;  $t_0 = \pi/4$
12.  $\vec{r}(t) = \langle t^2, \sin(t^2) \rangle$  on  $[0, \pi/2]$ ;  $t_0 = \sqrt{\pi/4}$
13.  $\vec{r}(t) = \langle t^2 + t, -t^2 + 2t \rangle$  on  $[-2, 2]$ ;  $t_0 = 1$
14.  $\vec{r}(t) = \left\langle \frac{2t+3}{t^2+1}, t^2 \right\rangle$  on  $[-1, 1]$ ;  $t_0 = 0$

**Exercise Group.** In the following exercises, a position function  $\vec{r}(t)$  of an object is given. Find the speed of the object in terms of  $t$ , and find where the speed is minimized/maximized on the indicated interval.

15.  $\vec{r}(t) = \langle t^2, t \rangle$  on  $[-1, 1]$
16.  $\vec{r}(t) = \langle t^2, t^2 - t^3 \rangle$  on  $[-1, 1]$
17.  $\vec{r}(t) = \langle 5 \cos(t), 5 \sin(t) \rangle$  on  $[0, 2\pi]$
18.  $\vec{r}(t) = \langle 2 \cos(t), 5 \sin(t) \rangle$  on  $[0, 2\pi]$
19.  $\vec{r}(t) = \langle \sec(t), \tan(t) \rangle$  on  $[0, \pi/4]$ .
20.  $\vec{r}(t) = \langle t + \cos(t), 1 - \sin(t) \rangle$  on  $[0, 2\pi]$
21.  $\vec{r}(t) = \langle 12t, 5 \cos(t), 5 \sin(t) \rangle$  on  $[0, 4\pi]$
22.  $\vec{r}(t) = \langle t^2 - t, t^2 + t, t \rangle$  on  $[0, 1]$ .
23.  $\vec{r}(t) = \langle t, t^2, \sqrt{1 - t^2} \rangle$  on  $[-1, 1]$
24. **Projectile Motion:**  

$$\vec{r}(t) = \left\langle (v_0 \cos(\theta))t, -\frac{1}{2}gt^2 + (v_0 \sin(\theta))t \right\rangle$$
on  $\left[0, \frac{2v_0 \sin(\theta)}{g}\right]$

**Exercise Group.** In the following exercises, position functions  $\vec{r}_1(t)$  and  $\vec{r}_2(s)$  for two objects are given that follow the same path on the respective intervals.

(a) Show that the positions are the same at the indicated  $t_0$  and  $s_0$  values; i.e., show  $\vec{r}_1(t_0) = \vec{r}_2(s_0)$ .

(b) Find the velocity, speed and acceleration of the two objects at  $t_0$  and  $s_0$ , respectively.

25.  $\vec{r}_1(t) = \langle t, t^2 \rangle$  on  $[0, 1]$ ;  $t_0 = 1$   
 $\vec{r}_2(s) = \langle s^2, s^4 \rangle$  on  $[0, 1]$ ;  $s_0 = 1$
26.  $\vec{r}_1(t) = \langle 3 \cos(t), 3 \sin(t) \rangle$  on  $[0, 2\pi]$ ;  $t_0 = \pi/2$   
 $\vec{r}_2(s) = \langle 3 \cos(4s), 3 \sin(4s) \rangle$  on  $[0, \pi/2]$ ;  $s_0 = \pi/8$
27.  $\vec{r}_1(t) = \langle 3t, 2t \rangle$  on  $[0, 2]$ ;  $t_0 = 2$   
 $\vec{r}_2(s) = \langle 6s - 6, 4s - 4 \rangle$  on  $[1, 2]$ ;  $s_0 = 2$
28.  $\vec{r}_1(t) = \langle t, \sqrt{t} \rangle$  on  $[0, 1]$ ;  $t_0 = 1$   
 $\vec{r}_2(s) = \langle \sin(s), \sqrt{\sin(s)} \rangle$  on  $[0, \pi/2]$ ;  $s_0 = \pi/2$

**Exercise Group.** In the following exercises, find the position function of an object given its acceleration and initial velocity and position.

29.  $\vec{a}(t) = \langle 2, 3 \rangle; \vec{v}(0) = \langle 1, 2 \rangle, \vec{r}(0) = \langle 5, -2 \rangle$
30. Given  $\vec{a}(t) = \langle 2, 3 \rangle, \vec{v}(1) = \langle 1, 2 \rangle$ , and  $\vec{r}(1) = \langle 5, -2 \rangle$ , find the position function  $\vec{r}(t)$ .
31.  $\vec{a}(t) = \langle \cos(t), -\sin(t) \rangle; \vec{v}(0) = \langle 0, 1 \rangle, \vec{r}(0) = \langle 0, 0 \rangle$
32. Given  $\vec{a}(t) = \langle 0, -32 \rangle, \vec{v}(0) = \langle 10, 50 \rangle$ , and  $\vec{r}(0) = \langle 0, 0 \rangle$ , find the position function  $\vec{r}(t)$ .

**Exercise Group.** In the following exercises, find the displacement, distance traveled, average velocity and average speed of the described object on the given interval.

33. An object with position function  $\vec{r}(t) = \langle 2 \cos(t), 2 \sin(t), 3t \rangle$ , where distances are measured in feet and time is in seconds, on  $[0, 2\pi]$ .
34. An object has position function  $\vec{r}(t) = \langle 5 \cos(t), -5 \sin(t) \rangle$ , where distances are measured in feet and time is in seconds. Over  $[0, \pi]$ .
35. An object with velocity function  $\vec{v}(t) = \langle \cos(t), \sin(t) \rangle$ , where distances are measured in feet and time is in seconds, on  $[0, 2\pi]$ .
36. An object has velocity function  $\vec{v}(t) = \langle 1, 2, -1 \rangle$ , where distances are measured in feet and time is in seconds. Over  $[0, 10]$ .

**Exercise Group.** The following exercises ask you to solve a variety of problems based on the principles of projectile motion.

37. A boy whirls a ball, attached to a 3 ft string, above his head in a counter-clockwise circle. The ball makes 2 revolutions per second.  
At what  $t$ -values should the boy release the string so that the ball heads directly for a tree standing 10 ft in front of him?
38. David faces Goliath with only a stone in a 3 ft sling, which he whirls above his head at 4 revolutions per second. They stand 20 ft apart.
- (a) At what  $t$ -values must David release the stone in his sling in order to hit Goliath?
- (b) What is the speed at which the stone is traveling when released?
- (c) Assume David releases the stone from a height of 6 ft and Goliath's forehead is 9 ft above the ground. What angle of elevation must David apply to the stone to hit Goliath's head?
39. A hunter aims at a deer which is 40 yards away. Her crossbow is at a height of 5 ft, and she aims for a spot on the deer 4 ft above the ground. The crossbow fires her arrows at 300 ft/s.
- (a) At what angle of elevation should she hold the crossbow to hit her target?
- (b) If the deer is moving perpendicularly to her line of sight at a rate of 20 mph, by approximately how much should she lead the deer in order to hit it in the desired location? (How far ahead of the deer should she aim?)
40. A baseball player hits a ball at 100 mph, with an initial height of 3 ft and an angle of elevation of  $20^\circ$ , at Boston's Fenway Park. The ball flies towards the famed "Green Monster," a wall 37 ft high located 310 ft from home plate.
- (a) Show that as hit, the ball hits the wall.
- (b) Show that if the angle of elevation is  $21^\circ$ , the ball clears the Green Monster.



41. A Cessna flies at 1000 ft at 150 mph and drops a box of supplies to the professor (and his wife) on an island. Ignoring wind resistance, how far horizontally will the supplies travel before they land?
42. A football quarterback throws a pass from a height of 6 ft, intending to hit his receiver 20 yds away at a height of 5 ft.
- (a) If the ball is thrown at a rate of 50mph, what angle of elevation is needed to hit his intended target?
  - (b) If the ball is thrown at with an angle of elevation of  $8^\circ$ , what initial ball speed is needed to hit his target?

## 13.4 Unit Tangent and Normal Vectors

### 13.4.1 Unit Tangent Vector

Given a smooth vector-valued function  $\vec{r}(t)$ , we defined in [Definition 13.2.17](#) that any vector parallel to  $\vec{r}'(t_0)$  is *tangent* to the graph of  $\vec{r}(t)$  at  $t = t_0$ . It is often useful to consider just the *direction* of  $\vec{r}'(t)$  and not its magnitude. Therefore we are interested in the unit vector in the direction of  $\vec{r}'(t)$ . This leads to a definition.

**Definition 13.4.1 Unit Tangent Vector.**

Let  $\vec{r}(t)$  be a smooth function on an open interval  $I$ . The unit tangent vector  $\vec{T}(t)$  is

$$\vec{T}(t) = \frac{1}{\|\vec{r}'(t)\|} \vec{r}'(t).$$

**Example 13.4.3 Computing the unit tangent vector.**

Let  $\vec{r}(t) = \langle 3 \cos(t), 3 \sin(t), 4t \rangle$ . Find  $\vec{T}(t)$  and compute  $\vec{T}(0)$  and  $\vec{T}(1)$ .

**Solution.** We apply [Definition 13.4.1](#) to find  $\vec{T}(t)$ .

$$\begin{aligned} \vec{T}(t) &= \frac{1}{\|\vec{r}'(t)\|} \vec{r}'(t) \\ &= \frac{1}{\sqrt{(-3 \sin(t))^2 + (3 \cos(t))^2 + 4^2}} \langle -3 \sin(t), 3 \cos(t), 4 \rangle \\ &= \left\langle -\frac{3}{5} \sin(t), \frac{3}{5} \cos(t), \frac{4}{5} \right\rangle. \end{aligned}$$

We can now easily compute  $\vec{T}(0)$  and  $\vec{T}(1)$ :

$$\vec{T}(0) = \left\langle 0, \frac{3}{5}, \frac{4}{5} \right\rangle; \vec{T}(1) = \left\langle -\frac{3}{5} \sin(1), \frac{3}{5} \cos(1), \frac{4}{5} \right\rangle \approx \langle -0.505, 0.324, 0.8 \rangle. \quad \text{youtu.be/watch?v=aGEMbQrBpPI}$$

These are plotted in [Figure 13.4.4](#) with their initial points at  $\vec{r}(0)$  and  $\vec{r}(1)$ , respectively. (They look rather “short” since they are only length 1.)

The unit tangent vector  $\vec{T}(t)$  always has a magnitude of 1, though it is sometimes easy to doubt that is true. We can help solidify this thought in our minds by computing  $\|\vec{T}(1)\|$ :

$$\|\vec{T}(1)\| \approx \sqrt{(-0.505)^2 + 0.324^2 + 0.8^2} = 1.000001.$$

We have rounded in our computation of  $\vec{T}(1)$ , so we don't get 1 exactly. We leave it to the reader to use the exact representation of  $\vec{T}(1)$  to verify it has length 1.

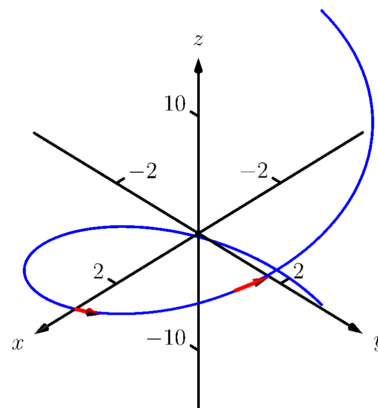
In many ways, the previous example was “too nice.” It turned out that  $\vec{r}'(t)$  was always of length 5. In the next example the length of  $\vec{r}'(t)$  is variable, leaving us with a formula that is not as clean.



[youtu.be/watch?v=tmKmAKUdSZ8](https://youtu.be/watch?v=tmKmAKUdSZ8)

**Figure 13.4.2** Video presentation of [Definition 13.4.1](#)

Video solution



**Figure 13.4.4** Plotting unit tangent vectors in [Example 13.4.3](#)

**Example 13.4.5** Computing the unit tangent vector.

Let  $\vec{r}(t) = \langle t^2 - t, t^2 + t \rangle$ . Find  $\vec{T}(t)$  and compute  $\vec{T}(0)$  and  $\vec{T}(1)$ .

**Solution.** We find  $\vec{r}'(t) = \langle 2t - 1, 2t + 1 \rangle$ , and

$$\|\vec{r}'(t)\| = \sqrt{(2t-1)^2 + (2t+1)^2} = \sqrt{8t^2 + 2}.$$

Therefore

$$\vec{T}(t) = \frac{1}{\sqrt{8t^2 + 2}} \langle 2t - 1, 2t + 1 \rangle = \left\langle \frac{2t - 1}{\sqrt{8t^2 + 2}}, \frac{2t + 1}{\sqrt{8t^2 + 2}} \right\rangle.$$

When  $t = 0$ , we have  $\vec{T}(0) = \langle -1/\sqrt{2}, 1/\sqrt{2} \rangle$ ; when  $t = 1$ , we have  $\vec{T}(1) = \langle 1/\sqrt{10}, 3/\sqrt{10} \rangle$ . We leave it to the reader to verify each of these is a unit vector. They are plotted in [Figure 13.4.6](#)

**13.4.2 Unit Normal Vector**

Just as knowing the direction tangent to a path is important, knowing a direction orthogonal to a path is important. When dealing with real-valued functions, we defined the normal line at a point to be the line through the point that was perpendicular to the tangent line at that point. We can do a similar thing with vector-valued functions. Given  $\vec{r}(t)$  in  $\mathbb{R}^2$ , we have 2 directions perpendicular to the tangent vector, as shown in [Figure 13.4.7](#). It is good to wonder “Is one of these two directions preferable over the other?”

Given  $\vec{r}(t)$  in  $\mathbb{R}^3$ , there are infinitely many vectors orthogonal to the tangent vector at a given point. Again, we might wonder “Is one out of this infinite number of choices preferable over the others? Is one of these the ‘right’ choice?”

The answer in both  $\mathbb{R}^2$  and  $\mathbb{R}^3$  is “Yes, there is one vector that is not only preferable, it is the ‘right’ one to choose.” Recall [Theorem 13.2.30](#), which states that if  $\vec{r}(t)$  has constant length, then  $\vec{r}(t)$  is orthogonal to  $\vec{r}'(t)$  for all  $t$ . We know  $\vec{T}(t)$ , the unit tangent vector, has constant length. Therefore  $\vec{T}(t)$  is orthogonal to  $\vec{T}'(t)$ .

We'll see that  $\vec{T}'(t)$  is more than just a convenient choice of vector that is orthogonal to  $\vec{r}'(t)$ ; rather, it is the “right” choice. Since all we care about is the direction, we define this newly found vector to be a unit vector.

**Definition 13.4.8** Unit Normal Vector.

Let  $\vec{r}(t)$  be a vector-valued function where the unit tangent vector,  $\vec{T}(t)$ , is smooth on an open interval  $I$ . The **unit normal vector**  $\vec{N}(t)$  is

$$\vec{N}(t) = \frac{1}{\|\vec{T}'(t)\|} \vec{T}'(t).$$

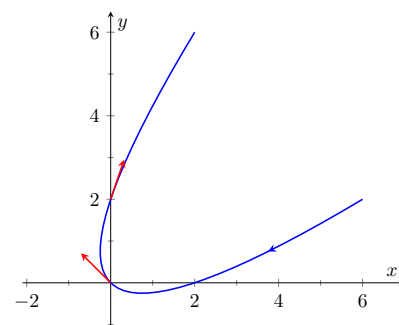
**Example 13.4.10** Computing the unit normal vector.

Let  $\vec{r}(t) = \langle 3 \cos(t), 3 \sin(t), 4t \rangle$  as in [Example 13.4.3](#). Sketch both  $\vec{T}(\pi/2)$  and  $\vec{N}(\pi/2)$  with initial points at  $\vec{r}(\pi/2)$ .

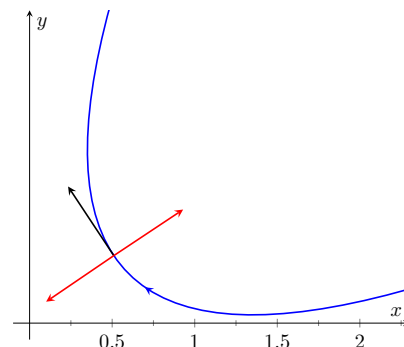
Video solution



[youtu.be/watch?v=zdfMTWdXzJs](https://youtu.be/watch?v=zdfMTWdXzJs)



**Figure 13.4.6** Plotting unit tangent vectors in [Example 13.4.5](#)



**Figure 13.4.7** Given a direction in the plane, there are always two directions orthogonal to it

$\vec{T}(t)$  is a unit vector, by definition. This does not imply that  $\vec{T}'(t)$  is also a unit vector.



[youtu.be/watch?v=HWX5uPUCFJs](https://youtu.be/watch?v=HWX5uPUCFJs)

**Figure 13.4.9** Video presentation of [Definition 13.4.8](#)

**Solution.** In Example 13.4.3, we found

$$\vec{T}(t) = \langle (-3/5) \sin(t), (3/5) \cos(t), 4/5 \rangle.$$

Therefore

$$\vec{T}'(t) = \left\langle -\frac{3}{5} \cos(t), -\frac{3}{5} \sin(t), 0 \right\rangle \text{ and } \|\vec{T}'(t)\| = \frac{3}{5}.$$

Thus

$$\vec{N}(t) = \frac{\vec{T}'(t)}{3/5} = \langle -\cos(t), -\sin(t), 0 \rangle.$$

We compute  $\vec{T}(\pi/2) = \langle -3/5, 0, 4/5 \rangle$  and  $\vec{N}(\pi/2) = \langle 0, -1, 0 \rangle$ . These are sketched in Figure 13.4.11.

The previous example was once again “too nice.” In general, the expression for  $\vec{T}(t)$  contains fractions of square roots, hence the expression of  $\vec{T}'(t)$  is very messy. We demonstrate this in the next example.

**Example 13.4.12 Computing the unit normal vector.**

Let  $\vec{r}(t) = \langle t^2 - t, t^2 + t \rangle$  as in Example 13.4.5. Find  $\vec{N}(t)$  and sketch  $\vec{r}(t)$  with the unit tangent and normal vectors at  $t = -1, 0$  and  $1$ .

**Solution.** In Example 13.4.5, we found

$$\vec{T}(t) = \left\langle \frac{2t-1}{\sqrt{8t^2+2}}, \frac{2t+1}{\sqrt{8t^2+2}} \right\rangle.$$

Finding  $\vec{T}'(t)$  requires two applications of the Quotient Rule:

$$\begin{aligned} T'(t) &= \left\langle \frac{\sqrt{8t^2+2}(2) - (2t-1)(\frac{1}{2}(8t^2+2)^{-1/2}(16t))}{8t^2+2}, \right. \\ &\quad \left. \frac{\sqrt{8t^2+2}(2) - (2t+1)(\frac{1}{2}(8t^2+2)^{-1/2}(16t))}{8t^2+2} \right\rangle \\ &= \left\langle \frac{4(2t+1)}{(8t^2+2)^{3/2}}, \frac{4(1-2t)}{(8t^2+2)^{3/2}} \right\rangle \end{aligned}$$

This is not a unit vector; to find  $\vec{N}(t)$ , we need to divide  $\vec{T}'(t)$  by its magnitude.

$$\begin{aligned} \|\vec{T}'(t)\| &= \sqrt{\frac{16(2t+1)^2}{(8t^2+2)^3} + \frac{16(1-2t)^2}{(8t^2+2)^3}} \\ &= \sqrt{\frac{16(8t^2+2)}{(8t^2+2)^3}} \\ &= \frac{4}{8t^2+2}. \end{aligned}$$

Finally,

$$\vec{N}(t) = \frac{1}{4/(8t^2+2)} \left\langle \frac{4(2t+1)}{(8t^2+2)^{3/2}}, \frac{4(1-2t)}{(8t^2+2)^{3/2}} \right\rangle$$

Video solution



[youtu.be/watch?v=cZkvyF0t5P4](https://youtu.be/watch?v=cZkvyF0t5P4)

There is one flaw in our definition of  $\vec{N}(t)$ : it is possible that we could have  $\vec{T}'(t) = 0$ ! Indeed, this is the case for any line of the form  $\vec{\ell}(t) = \vec{r}_0 + t\vec{v}$ . For straight lines in the plane, it is most common to orient the normal vector  $90^\circ$  counterclockwise from the tangent vector, but for lines in three dimensions, there is no preferred choice of normal vector.

**Figure 13.4.11** Plotting unit tangent and normal vectors in Figure 13.4.11

$$= \left\langle \frac{2t+1}{\sqrt{8t^2+2}}, -\frac{2t-1}{\sqrt{8t^2+2}} \right\rangle.$$

Using this formula for  $\vec{N}(t)$ , we compute the unit tangent and normal vectors for  $t = -1, 0$  and  $1$  and sketch them in [Figure 13.4.13](#).

The final result for  $\vec{N}(t)$  in [Example 13.4.12](#) is suspiciously similar to  $\vec{T}(t)$ . There is a clear reason for this. If  $\vec{u} = \langle u_1, u_2 \rangle$  is a unit vector in  $\mathbb{R}^2$ , then the only unit vectors orthogonal to  $\vec{u}$  are  $\langle -u_2, u_1 \rangle$  and  $\langle u_2, -u_1 \rangle$ . Given  $\vec{T}(t)$ , we can quickly determine  $\vec{N}(t)$  if we know which term to multiply by  $(-1)$ .

Consider again [Figure 13.4.13](#), where we have plotted some unit tangent and normal vectors. Note how  $\vec{N}(t)$  always points “inside” the curve, or to the concave side of the curve. This is not a coincidence; this is true in general. Knowing the direction that  $\vec{r}(t)$  “turns” allows us to quickly find  $\vec{N}(t)$ .

#### Theorem 13.4.14 Unit Normal Vectors in $\mathbb{R}^2$ .

Let  $\vec{r}(t)$  be a vector-valued function in  $\mathbb{R}^2$  where  $\vec{T}'(t)$  is smooth on an open interval  $I$ . Let  $t_0$  be in  $I$  and  $\vec{T}(t_0) = \langle t_1, t_2 \rangle$ . Then  $\vec{N}(t_0)$  is either

$$\vec{N}(t_0) = \langle -t_2, t_1 \rangle \text{ or } \vec{N}(t_0) = \langle t_2, -t_1 \rangle,$$

whichever is the vector that points to the concave side of the graph of  $\vec{r}$ .

### 13.4.3 Application to Acceleration

Let  $\vec{r}(t)$  be a position function. It is a fact (stated later in [Theorem 13.4.15](#)) that acceleration,  $\vec{a}(t)$ , lies in the plane defined by  $\vec{T}$  and  $\vec{N}$ . That is, there are scalar functions  $a_T(t)$  and  $a_N(t)$  such that

$$\vec{a}(t) = a_T(t)\vec{T}(t) + a_N(t)\vec{N}(t).$$

We generally drop the “of  $t$ ” part of the notation and just write  $a_T$  and  $a_N$ .

The scalar  $a_T$  measures “how much” acceleration is in the direction of travel, that is, it measures the component of acceleration that affects the speed. The scalar  $a_N$  measures “how much” acceleration is perpendicular to the direction of travel, that is, it measures the component of acceleration that affects the direction of travel.

We can find  $a_T$  using the orthogonal projection of  $\vec{a}(t)$  onto  $\vec{T}(t)$  (review [Definition 12.3.17](#) in [Section 12.3](#) if needed). Recalling that since  $\vec{T}(t)$  is a unit vector,  $\vec{T}(t) \cdot \vec{T}(t) = 1$ , so we have

$$\text{proj}_{\vec{T}(t)} \vec{a}(t) = \frac{\vec{a}(t) \cdot \vec{T}(t)}{\vec{T}(t) \cdot \vec{T}(t)} \vec{T}(t) = \underbrace{(\vec{a}(t) \cdot \vec{T}(t))}_{a_T} \vec{T}(t).$$

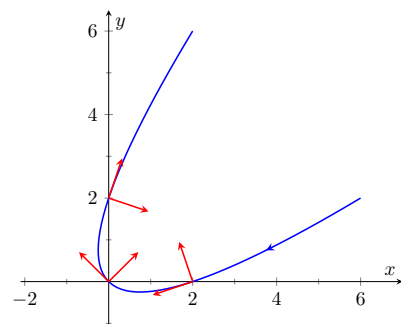
Thus the amount of  $\vec{a}(t)$  in the direction of  $\vec{T}(t)$  is  $a_T = \vec{a}(t) \cdot \vec{T}(t)$ . The same logic gives  $a_N = \vec{a}(t) \cdot \vec{N}(t)$ .

While this is a fine way of computing  $a_T$ , there are simpler ways of finding  $a_N$  (as finding  $\vec{N}$  itself can be complicated). The following theorem gives alternate formulas for  $a_T$  and  $a_N$ .

Video solution



[youtu.be/watch?v=VExazWvgGIQ](https://youtu.be/watch?v=VExazWvgGIQ)



**Figure 13.4.13** Plotting unit tangent and normal vectors in [Example 13.4.12](#)

Keep in mind that both  $a_T$  and  $a_N$  are functions of  $t$ ; that is, the scalar changes depending on  $t$ . It is convention to drop the “ $(t)$ ” notation from  $a_T(t)$  and simply write  $a_T$ .

**Theorem 13.4.15 Acceleration in the Plane Defined by  $\vec{T}$  and  $\vec{N}$ .**

Let  $\vec{r}(t)$  be a position function with acceleration  $\vec{a}(t)$  and unit tangent and normal vectors  $\vec{T}(t)$  and  $\vec{N}(t)$ . Then  $\vec{a}(t)$  lies in the plane defined by  $\vec{T}(t)$  and  $\vec{N}(t)$ ; that is, there exists scalars  $a_T$  and  $a_N$  such that

$$\vec{a}(t) = a_T \vec{T}(t) + a_N \vec{N}(t).$$

Moreover,

$$a_T = \vec{a}(t) \cdot \vec{T}(t) = \frac{d}{dt} \left( \|\vec{v}(t)\| \right)$$

$$a_N = \vec{a}(t) \cdot \vec{N}(t) = \sqrt{\|\vec{a}(t)\|^2 - a_T^2} = \frac{\|\vec{a}(t) \times \vec{v}(t)\|}{\|\vec{v}(t)\|} = \|\vec{v}(t)\| \|\vec{T}'(t)\|$$

Note the second formula for  $a_T$ :  $\frac{d}{dt} \left( \|\vec{v}(t)\| \right)$ . This measures the rate of change of speed, which again is the amount of acceleration in the direction of travel.

**Example 13.4.17 Computing  $a_T$  and  $a_N$ .**

Let  $\vec{r}(t) = \langle 3 \cos(t), 3 \sin(t), 4t \rangle$  as in Examples 13.4.3 and 13.4.10. Find  $a_T$  and  $a_N$ .

**Solution.** The previous examples give  $\vec{a}(t) = \langle -3 \cos(t), -3 \sin(t), 0 \rangle$  and

$$\vec{T}(t) = \left\langle -\frac{3}{5} \sin(t), \frac{3}{5} \cos(t), \frac{4}{5} \right\rangle \text{ and } \vec{N}(t) = \langle -\cos(t), -\sin(t), 0 \rangle.$$

We can find  $a_T$  and  $a_N$  directly with dot products:

$$a_T = \vec{a}(t) \cdot \vec{T}(t) = \frac{9}{5} \cos(t) \sin(t) - \frac{9}{5} \cos(t) \sin(t) + 0 = 0.$$

$$a_N = \vec{a}(t) \cdot \vec{N}(t) = 3 \cos^2(t) + 3 \sin^2(t) + 0 = 3.$$

Thus  $\vec{a}(t) = 0\vec{T}(t) + 3\vec{N}(t) = 3\vec{N}(t)$ , which is clearly the case.

What is the practical interpretation of these numbers?  $a_T = 0$  means the object is moving at a constant speed, and hence all acceleration comes in the form of direction change.

**Example 13.4.18 Computing  $a_T$  and  $a_N$ .**

Let  $\vec{r}(t) = \langle t^2 - t, t^2 + t \rangle$  as in Examples 13.4.5 and 13.4.12. Find  $a_T$  and  $a_N$ .

**Solution.** The previous examples give  $\vec{a}(t) = \langle 2, 2 \rangle$  and

$$\vec{T}(t) = \left\langle \frac{2t-1}{\sqrt{8t^2+2}}, \frac{2t+1}{\sqrt{8t^2+2}} \right\rangle \text{ and } \vec{N}(t) = \left\langle \frac{2t+1}{\sqrt{8t^2+2}}, -\frac{2t-1}{\sqrt{8t^2+2}} \right\rangle.$$

While we can compute  $a_N$  using  $\vec{N}(t)$ , we instead demonstrate using another formula from Theorem 13.4.15.

$$a_T = \vec{a}(t) \cdot \vec{T}(t) = \frac{4t-2}{\sqrt{8t^2+2}} + \frac{4t+2}{\sqrt{8t^2+2}} = \frac{8t}{\sqrt{8t^2+2}}.$$



[youtu.be/watch?v=mRKDo\\_rot7Y](https://youtu.be/watch?v=mRKDo_rot7Y)

**Figure 13.4.16** Video presentation of Theorem 13.4.15

Video solution



[youtu.be/watch?v=qA776vEHYMO](https://youtu.be/watch?v=qA776vEHYMO)



[youtu.be/watch?v=8LTqjQPvh-A](https://youtu.be/watch?v=8LTqjQPvh-A)

$$a_N = \sqrt{\|\vec{a}(t)\|^2 - a_T^2} = \sqrt{8 - \left(\frac{8t}{\sqrt{8t^2 + 2}}\right)^2} = \frac{4}{\sqrt{8t^2 + 2}}.$$

When  $t = 2$ ,  $a_T = \frac{16}{\sqrt{34}} \approx 2.74$  and  $a_N = \frac{4}{\sqrt{34}} \approx 0.69$ . We interpret this to mean that at  $t = 2$ , the particle is accelerating mostly by increasing speed, not by changing direction. As the path near  $t = 2$  is relatively straight, this should make intuitive sense. Figure 13.4.19 gives a graph of the path for reference.

Contrast this with  $t = 0$ , where  $a_T = 0$  and  $a_N = 4/\sqrt{2} \approx 2.82$ . Here the particle's speed is not changing and all acceleration is in the form of direction change.

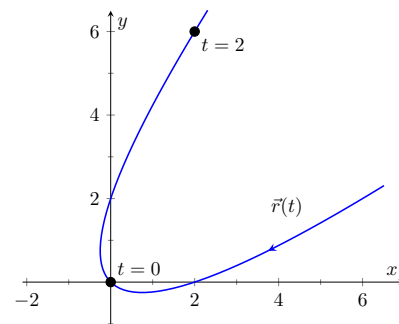


Figure 13.4.19 Graphing  $\vec{r}(t)$  in Example 13.4.18

### Example 13.4.20 Analyzing projectile motion.

A ball is thrown from a height of 240 ft with an initial speed of  $64 \frac{\text{ft}}{\text{s}}$  and an angle of elevation of  $30^\circ$ . Find the position function  $\vec{r}(t)$  of the ball and analyze  $a_T$  and  $a_N$ .

**Solution.** Using Key Idea 13.3.13 of Section 13.3 we form the position function of the ball:

$$\vec{r}(t) = \langle (64 \cos(30^\circ))t, -16t^2 + (64 \sin(30^\circ))t + 240 \rangle,$$

which we plot in Figure 13.4.21.

From this we find  $\vec{v}(t) = \langle 64 \cos(30^\circ), -32t + 64 \sin(30^\circ) \rangle$  and  $\vec{a}(t) = \langle 0, -32 \rangle$ . Computing  $\vec{T}(t)$  is not difficult, and with some simplification we find

$$\vec{T}(t) = \left\langle \frac{\sqrt{3}}{\sqrt{t^2 - 2t + 4}}, \frac{1 - t}{\sqrt{t^2 - 2t + 4}} \right\rangle.$$

With  $\vec{a}(t)$  as simple as it is, finding  $a_T$  is also simple:

$$a_T = \vec{a}(t) \cdot \vec{T}(t) = \frac{32t - 32}{\sqrt{t^2 - 2t + 4}}.$$

We choose to not find  $\vec{N}(t)$  and find  $a_N$  through the formula  $a_N = \sqrt{\|\vec{a}(t)\|^2 - a_T^2}$ :

$$a_N = \sqrt{32^2 - \left(\frac{32t - 32}{\sqrt{t^2 - 2t + 4}}\right)^2} = \frac{32\sqrt{3}}{\sqrt{t^2 - 2t + 4}}.$$

Figure 13.4.22 gives a table of values of  $a_T$  and  $a_N$ . When  $t = 0$ , we see the ball's speed is decreasing; when  $t = 1$  the speed of the ball is unchanged. This corresponds to the fact that at  $t = 1$  the ball reaches its highest point.

After  $t = 1$  we see that  $a_N$  is decreasing in value. This is because as the ball falls, its path becomes straighter and most of the acceleration is in the form of speeding up the ball, and not in changing its direction.

Our understanding of the unit tangent and normal vectors is aiding our understanding of motion. The work in Example 13.4.20 gave quantitative analysis of what we intuitively knew.

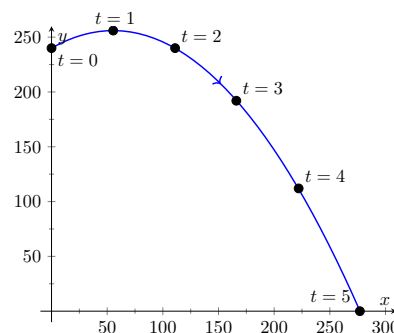


Figure 13.4.21 Plotting the position of a thrown ball, with 1s increments shown

$t$	$a_T$	$a_N$
0	-16	27.7
1	0	32
2	16	27.7
3	24.2	20.9
4	27.7	16
5	29.4	12.7

Figure 13.4.22 A table of values of  $a_T$  and  $a_N$  in Example 13.4.20

The next section provides two more important steps towards this analysis. We currently describe position only in terms of time. In everyday life, though, we often describe position in terms of distance (“The gas station is about 2 miles ahead, on the left.”). The *arc length parameter* allows us to reference position in terms of distance traveled.

We also intuitively know that some paths are straighter than others — and some are curvier than others, but we lack a measurement of “curviness.” The arc length parameter provides a way for us to compute *curvature*, a quantitative measurement of how curvy a curve is.



## 13.4.4 Exercises

## Terms and Concepts

1. If  $\vec{T}(t)$  is a unit tangent vector, what is  $\|\vec{T}(t)\|$ ?
2. If  $\vec{N}(t)$  is a unit normal vector, what is  $\vec{N}(t) \cdot \vec{r}'(t)$ ?
3. The acceleration vector  $\vec{a}(t)$  lies in the plane defined by what two vectors?
4.  $a_T$  measures how much the acceleration is affecting the \_\_\_\_\_ of an object.

## Problems

**Exercise Group.** Given  $\vec{r}(t)$ , find  $\vec{T}(t)$  and evaluate it at the indicated value of  $t$ .

5.  $\vec{r}(t) = \langle 2t^2, t^2 - t \rangle, t = 1$
6.  $\vec{r}(t) = \langle t, \cos(t) \rangle, t = \pi/4$ .
7.  $\vec{r}(t) = \langle \cos^3(t), \sin^3(t) \rangle, t = \pi/4$
8.  $\vec{r}(t) = \langle \cos(t), \sin(t) \rangle, t = \pi$ .

**Exercise Group.** Find the equation of the line tangent to the curve at the indicated  $t$ -value using the unit tangent vector. Note: these are the same problems as in [Exercises 5–8](#).

9. Find the vector equation of the line tangent to  $\vec{r}(t) = \langle 2t^2, t^2 - t \rangle$  at  $t = 1$  using the unit tangent vector.
10. Find the vector equation of the line tangent to  $\vec{r}(t) = \langle t, \cos(t) \rangle$  at  $t = \pi/4$  using the unit tangent vector.
11.  $\vec{r}(t) = \langle \cos^3(t), \sin^3(t) \rangle, t = \pi/4$
12. Find the vector equation of the line tangent to  $\vec{r}(t) = \langle \cos(t), \sin(t) \rangle$  at  $t = \pi$  using the unit tangent vector.

**Exercise Group.** In the following exercises, find  $\vec{N}(t)$  using [Definition 13.4.8](#). Confirm the result using [Theorem 13.4.14](#).

13.  $\vec{r}(t) = \langle 3 \cos(t), 3 \sin(t) \rangle$
14.  $\vec{r}(t) = \langle t, t^2 \rangle$
15.  $\vec{r}(t) = \langle \cos(t), 2 \sin(t) \rangle$
16.  $\vec{r}(t) = \langle e^t, e^{-t} \rangle$

**Exercise Group.** In the following exercises, a position function  $\vec{r}(t)$  is given along with its unit tangent vector  $\vec{T}(t)$  evaluated at  $t = a$ , for some value of  $a$ .

(a) Confirm that  $\vec{T}(a)$  is as stated.

(b) Using a graph of  $\vec{r}(t)$  and [Theorem 13.4.14](#), find  $\vec{N}(a)$ .

17.  $\vec{r}(t) = \langle 3 \cos(t), 5 \sin(t) \rangle; \vec{T}(\pi/4) = \left\langle -\frac{3}{\sqrt{34}}, \frac{5}{\sqrt{34}} \right\rangle$ .
18.  $\vec{r}(t) = \left\langle t, \frac{1}{t^2 + 1} \right\rangle; \vec{T}(1) = \left\langle \frac{2}{\sqrt{5}}, -\frac{1}{\sqrt{5}} \right\rangle$ .
19.  $\vec{r}(t) = (1 + 2 \sin(t)) \langle \cos(t), \sin(t) \rangle; \vec{T}(0) = \left\langle \frac{2}{\sqrt{5}}, \frac{1}{\sqrt{5}} \right\rangle$ .
20.  $\vec{r}(t) = \langle \cos^3(t), \sin^3(t) \rangle; \vec{T}(\pi/4) = \left\langle -\frac{1}{\sqrt{2}}, \frac{1}{\sqrt{2}} \right\rangle$ .

**Exercise Group.** In the following exercises, find  $\vec{N}(t)$ .

21.  $\vec{r}(t) = \langle 4t, 2 \sin(t), 2 \cos(t) \rangle$
22. If  $\vec{r}(t) = \langle 5 \cos(t), 3 \sin(t), 4 \sin(t) \rangle$ , find  $\vec{N}(t)$ .
23.  $\vec{r}(t) = \langle a \cos(t), a \sin(t), bt \rangle; a > 0$
24. If  $\vec{r}(t) = \langle \cos(at), \sin(at), t \rangle$ , find  $\vec{N}(t)$ .

**Exercise Group.** In the following exercises, find  $a_T$  and  $a_N$  given  $\vec{r}(t)$ . Be sure you can sketch  $\vec{r}(t)$  on the indicated interval, and comment on the relative sizes of  $a_T$  and  $a_N$  at the indicated  $t$  values.

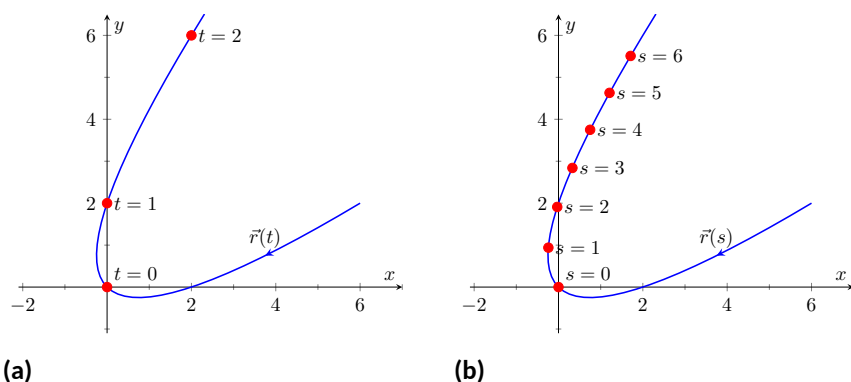
25.  $\vec{r}(t) = \langle t, t^2 \rangle$  on  $[-1, 1]$ ; consider  $t = 0$  and  $t = 1$ .
27.  $\vec{r}(t) = \langle 2 \cos(t), 2 \sin(t) \rangle$  on  $[0, 2\pi]$ ; consider  $t = 0$  and  $t = \pi/2$ .
29.  $\vec{r}(t) = \langle a \cos(t), a \sin(t), bt \rangle$  on  $[0, 2\pi]$ , where  $a, b > 0$ ; consider  $t = 0$  and  $t = \pi/2$ .
26.  $\vec{r}(t) = \langle t, 1/t \rangle$  on  $(0, 4]$ ; consider  $t = 1$  and  $t = 2$ .
28.  $\vec{r}(t) = \langle \cos(t^2), \sin(t^2) \rangle$  on  $(0, 2\pi]$ ; consider  $t = \pi/2$  and  $t = \pi$ .
30.  $\vec{r}(t) = \langle 5 \cos(t), 4 \sin(t), 3 \sin(t) \rangle$  on  $[0, 2\pi]$ ; consider  $t = 0$  and  $t = \pi/2$ .

## 13.5 The Arc Length Parameter and Curvature

### 13.5.1 The Arc Length Parametrization

In normal conversation we describe position in terms of both *time* and *distance*. For instance, imagine driving to visit a friend. If she calls and asks where you are, you might answer “I am 20 minutes from your house,” or you might say “I am 10 miles from your house.” Both answers provide your friend with a general idea of where you are.

Currently, our vector-valued functions have defined points with a parameter  $t$ , which we often take to represent time. Consider Figure 13.5.2(a), where  $\vec{r}(t) = \langle t^2 - t, t^2 + t \rangle$  is graphed and the points corresponding to  $t = 0, 1$  and  $2$  are shown. Note how the arc length between  $t = 0$  and  $t = 1$  is smaller than the arc length between  $t = 1$  and  $t = 2$ ; if the parameter  $t$  is time and  $\vec{r}$  is position, we can say that the particle traveled faster on  $[1, 2]$  than on  $[0, 1]$ .



**Figure 13.5.2** Introducing the arc length parameter

Now consider Figure 13.5.2(b), where the same graph is parametrized by a different variable  $s$ . Points corresponding to  $s = 0$  through  $s = 6$  are plotted. The arc length of the graph between each adjacent pair of points is 1. We can view this parameter  $s$  as distance; that is, the arc length of the graph from  $s = 0$  to  $s = 3$  is 3, the arc length from  $s = 2$  to  $s = 6$  is 4, etc. If one wants to find the point 2.5 units from an initial location (i.e.,  $s = 0$ ), one would compute  $\vec{r}(2.5)$ . This parameter  $s$  is very useful, and is called the *arc length parameter*.

How do we find the arc length parameter?

Start with any parametrization of  $\vec{r}$ . We can compute the arc length of the graph of  $\vec{r}$  on the interval  $[0, t]$  with

$$\text{arc length} = \int_0^t \|\vec{r}'(u)\| \, du.$$

We can turn this into a function: as  $t$  varies, we find the arc length  $s$  from 0 to  $t$ . This function is

$$s(t) = \int_0^t \|\vec{r}'(u)\| \, du. \quad (13.5.1)$$

This establishes a relationship between  $s$  and  $t$ . Knowing this relationship explicitly, we can rewrite  $\vec{r}(t)$  as a function of  $s$ :  $\vec{r}(s)$ . We demonstrate this in an example.

#### Example 13.5.3 Finding the arc length parameter.

Let  $\vec{r}(t) = \langle 3t - 1, 4t + 2 \rangle$ . Parametrize  $\vec{r}$  with the arc length parameter  $s$ .



[youtu.be/watch?v=VHcu7bcQjsk](https://youtu.be/watch?v=VHcu7bcQjsk)

**Figure 13.5.1** Video introduction to Section 13.5

**Solution.** Using Equation (13.5.1), we write

$$s(t) = \int_0^t \|\vec{r}'(u)\| \, du.$$

We can integrate this, explicitly finding a relationship between  $s$  and  $t$ :

$$\begin{aligned} s(t) &= \int_0^t \|\vec{r}'(u)\| \, du \\ &= \int_0^t \sqrt{3^2 + 4^2} \, du \\ &= \int_0^t 5 \, du \\ &= 5t. \end{aligned}$$

Since  $s = 5t$ , we can write  $t = s/5$  and replace  $t$  in  $\vec{r}(t)$  with  $s/5$ :

$$\vec{r}(s) = \langle 3(s/5) - 1, 4(s/5) + 2 \rangle = \left\langle \frac{3}{5}s - 1, \frac{4}{5}s + 2 \right\rangle.$$

Clearly, as shown in Figure 13.5.4, the graph of  $\vec{r}$  is a line, where  $t = 0$  corresponds to the point  $(-1, 2)$ . What point on the line is 2 units away from this initial point? We find it with  $\vec{r}(2) = \langle 1/5, 18/5 \rangle$ .

Is the point  $(1/5, 18/5)$  really 2 units away from  $(-1, 2)$ ? We use the Distance Formula to check:

$$d = \sqrt{\left(\frac{1}{5} - (-1)\right)^2 + \left(\frac{18}{5} - 2\right)^2} = \sqrt{\frac{36}{25} + \frac{64}{25}} = \sqrt{4} = 2.$$

Yes,  $\vec{r}(2)$  is indeed 2 units away, in the direction of travel, from the initial point.

Things worked out very nicely in Example 13.5.3; we were able to establish directly that  $s = 5t$ . Usually, the arc length parameter is much more difficult to describe in terms of  $t$ , a result of integrating a square root. There are a number of things that we can learn about the arc length parameter from Equation (13.5.1), though, that are incredibly useful.

First, take the derivative of  $s$  with respect to  $t$ . The Fundamental Theorem of Calculus (see Theorem 5.4.7) states that

$$\frac{ds}{dt} = s'(t) = \|\vec{r}'(t)\|. \quad (13.5.2)$$

Letting  $t$  represent time and  $\vec{r}(t)$  represent position, we see that the rate of change of  $s$  with respect to  $t$  is speed; that is, the rate of change of “distance traveled” is speed, which should match our intuition.

The Chain Rule states that

$$\begin{aligned} \frac{d\vec{r}}{dt} &= \frac{d\vec{r}}{ds} \cdot \frac{ds}{dt} \\ \vec{r}'(t) &= \vec{r}'(s) \cdot \|\vec{r}'(t)\|. \end{aligned}$$

Solving for  $\vec{r}'(s)$ , we have

$$\vec{r}'(s) = \frac{\vec{r}'(t)}{\|\vec{r}'(t)\|} = \vec{T}(t), \quad (13.5.3)$$

Video solution



[youtu.be/watch?v=UZkbOv5zW1U](https://youtu.be/watch?v=UZkbOv5zW1U)

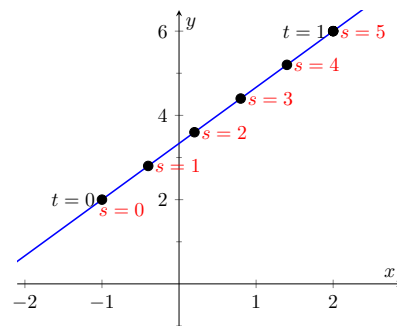


Figure 13.5.4 Graphing  $\vec{r}$  in Example 13.5.3 with parameters  $t$  and  $s$

where  $\vec{T}(t)$  is the unit tangent vector. Equation (13.5.3) is often misinterpreted, as one is tempted to think it states  $\vec{r}'(t) = \vec{T}(t)$ , but there is a big difference between  $\vec{r}'(s)$  and  $\vec{r}'(t)$ . The key to take from it is that  $\vec{r}'(s)$  is a unit vector. In fact, the following theorem states that this characterizes the arc length parameter.

**Theorem 13.5.5 Arc Length Parameter.**

Let  $\vec{r}(s)$  be a vector-valued function. The parameter  $s$  is the arc length parameter if, and only if,  $\|\vec{r}'(s)\| = 1$ .

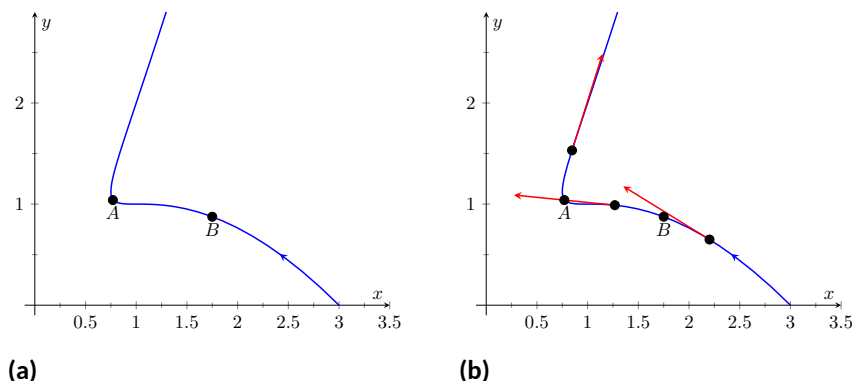


[youtu.be/watch?v=FLydDuy3r2I](https://youtu.be/watch?v=FLydDuy3r2I)

**Figure 13.5.6** Video presentation of Theorem 13.5.5

### 13.5.2 Curvature

Consider points  $A$  and  $B$  on the curve graphed in Figure 13.5.7(a). One can readily argue that the curve curves more sharply at  $A$  than at  $B$ . It is useful to use a number to describe how sharply the curve bends; that number is the *curvature* of the curve.



**Figure 13.5.7** Establishing the concept of curvature

We derive this number in the following way. Consider Figure 13.5.7(b), where unit tangent vectors are graphed around points  $A$  and  $B$ . Notice how the direction of the unit tangent vector changes quite a bit near  $A$ , whereas it does not change as much around  $B$ . This leads to an important concept: measuring the rate of change of the unit tangent vector with respect to arc length gives us a measurement of curvature.

**Definition 13.5.8 Curvature.**

Let  $\vec{r}(s)$  be a vector-valued function where  $s$  is the arc length parameter. The curvature  $\kappa$  of the graph of  $\vec{r}(s)$  is

$$\kappa = \left\| \frac{d\vec{T}}{ds} \right\| = \left\| \vec{T}'(s) \right\|.$$

If  $\vec{r}(s)$  is parametrized by the arc length parameter, then

$$\vec{T}(s) = \frac{\vec{r}'(s)}{\|\vec{r}'(s)\|} \text{ and } \vec{N}(s) = \frac{\vec{T}'(s)}{\|\vec{T}'(s)\|}.$$

Having defined  $\|\vec{T}'(s)\| = \kappa$ , we can rewrite the second equation as

$$\vec{T}'(s) = \kappa \vec{N}(s). \quad (13.5.4)$$



[youtu.be/watch?v=sjz\\_eHxgbLg](https://youtu.be/watch?v=sjz_eHxgbLg)

**Figure 13.5.9** Video presentation of Definition 13.5.8

We already knew that  $\vec{T}'(s)$  is in the same direction as  $\vec{N}(s)$ ; that is, we can think of  $\vec{T}(s)$  as being “pulled” in the direction of  $\vec{N}(s)$ . How “hard” is it being pulled? By a factor of  $\kappa$ . When the curvature is large,  $\vec{T}(s)$  is being “pulled hard” and the direction of  $\vec{T}(s)$  changes rapidly. When  $\kappa$  is small,  $\vec{T}(s)$  is not being pulled hard and hence its direction is not changing rapidly.

We use [Definition 13.5.8](#) to find the curvature of the line in [Example 13.5.3](#).

#### Example 13.5.10 Finding the curvature of a line.

Use [Definition 13.5.8](#) to find the curvature of  $\vec{r}(t) = \langle 3t - 1, 4t + 2 \rangle$ .

**Solution.** In [Example 13.5.3](#), we found that the arc length parameter was defined by  $s = 5t$ , so  $\vec{r}(s) = \langle 3s/5 - 1, 4s/5 + 2 \rangle$  parametrized  $\vec{r}$  with the arc length parameter. To find  $\kappa$ , we need to find  $\vec{T}'(s)$ .

$$\begin{aligned}\vec{T}(s) &= \vec{r}'(s) \text{ (recall this is a unit vector)} \\ &= \langle 3/5, 4/5 \rangle.\end{aligned}$$

Therefore

$$\vec{T}'(s) = \langle 0, 0 \rangle$$

and

$$\kappa = \left\| \vec{T}'(s) \right\| = 0.$$

It probably comes as no surprise that the curvature of a line is 0. (How “curvy” is a line? It is not curvy at all.)

While the definition of curvature is a beautiful mathematical concept, it is nearly impossible to use most of the time; writing  $\vec{r}$  in terms of the arc length parameter is generally very hard. Fortunately, there are other methods of calculating this value that are much easier. There is a tradeoff: the definition is “easy” to understand though hard to compute, whereas these other formulas are easy to compute though it may be hard to understand why they work.

#### Theorem 13.5.11 Formulas for Curvature.

Let  $C$  be a smooth curve in the plane or in space.

1. If  $C$  is defined by  $y = f(x)$ , then

$$\kappa = \frac{|f''(x)|}{\left(1 + (f'(x))^2\right)^{3/2}}.$$

2. If  $C$  is defined as a vector-valued function in the plane,  $\vec{r}(t) = \langle x(t), y(t) \rangle$ , then

$$\kappa = \frac{|x'y'' - x''y'|}{((x')^2 + (y')^2)^{3/2}}.$$

3. If  $C$  is defined in space by a vector-valued function  $\vec{r}(t)$ , then

$$\kappa = \frac{\left\| \vec{T}'(t) \right\|}{\left\| \vec{r}'(t) \right\|} = \frac{\left\| \vec{r}'(t) \times \vec{r}''(t) \right\|}{\left\| \vec{r}'(t) \right\|^3} = \frac{|\vec{a}(t) \cdot \vec{N}(t)|}{\left\| \vec{v}(t) \right\|^2}.$$

Video solution



[youtu.be/watch?v=SZigON0uhqU](https://youtu.be/watch?v=SZigON0uhqU)

We practice using these formulas.

**Example 13.5.12 Finding the curvature of a circle.**

Find the curvature of a circle with radius  $r$ , defined by  $\vec{c}(t) = \langle r \cos(t), r \sin(t) \rangle$ .

**Solution.** Before we start, we should expect the curvature of a circle to be constant, and not dependent on  $t$ . (Why?)

We compute  $\kappa$  using the second part of [Theorem 13.5.11](#).

$$\begin{aligned}\kappa &= \frac{|(-r \sin(t))(-r \sin(t)) - (-r \cos(t))(r \cos(t))|}{((-r \sin(t))^2 + (r \cos(t))^2)^{3/2}} \\ &= \frac{r^2(\sin^2(t) + \cos^2(t))}{(r^2(\sin^2(t) + \cos^2(t)))^{3/2}} \\ &= \frac{r^2}{r^3} = \frac{1}{r}.\end{aligned}$$

We have found that a circle with radius  $r$  has curvature  $\kappa = 1/r$ .

[Example 13.5.12](#) gives a great result. Before this example, if we were told “The curve has a curvature of 5 at point  $A$ ,” we would have no idea what this really meant. Is 5 “big” — does it correspond to a really sharp turn, or a not-so-sharp turn? Now we can think of 5 in terms of a circle with radius  $1/5$ . Knowing the units (inches vs. miles, for instance) allows us to determine how sharply the curve is curving.

Let a point  $P$  on a smooth curve  $C$  be given, and let  $\kappa$  be the curvature of the curve at  $P$ . A circle that:

- passes through  $P$ ,
- lies on the concave side of  $C$ ,
- has a common tangent line as  $C$  at  $P$  and
- has radius  $r = 1/\kappa$  (hence has curvature  $\kappa$ )

is the *osculating circle*, or *circle of curvature*, to  $C$  at  $P$ , and  $r$  is the *radius of curvature*. [Figure 13.5.13](#) shows the graph of the curve seen earlier in [Figure 13.5.7](#) and its osculating circles at  $A$  and  $B$ . A sharp turn corresponds to a circle with a small radius; a gradual turn corresponds to a circle with a large radius. Being able to think of curvature in terms of the radius of a circle is very useful.

(The word “osculating” comes from a Latin word related to kissing; an osculating circle “kisses” the graph at a particular point. Many beautiful ideas in mathematics have come from studying the osculating circles to a curve.)

**Example 13.5.15 Finding curvature.**

Find the curvature of the parabola defined by  $y = x^2$  at the vertex and at  $x = 1$ .

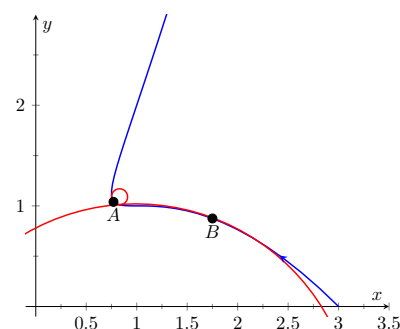
**Solution.** We use the first formula found in [Theorem 13.5.11](#).

$$\kappa(x) = \frac{|2|}{(1 + (2x)^2)^{3/2}}$$

Video solution



[youtu.be/watch?v=NgffyzJBrTc](https://youtu.be/watch?v=NgffyzJBrTc)



**Figure 13.5.13** Illustrating the osculating circles for the curve seen in [Figure 13.5.7](#)

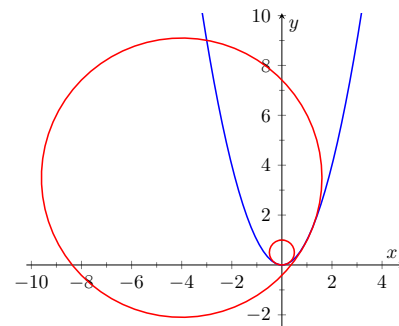


[youtu.be/watch?v=x8TWWhPo42QE](https://youtu.be/watch?v=x8TWWhPo42QE)

**Figure 13.5.14** The osculating circle

$$= \frac{2}{(1 + 4x^2)^{3/2}}.$$

At the vertex ( $x = 0$ ), the curvature is  $\kappa = 2$ . At  $x = 1$ , the curvature is  $\kappa = 2/(5)^{3/2} \approx 0.179$ . So at  $x = 0$ , the curvature of  $y = x^2$  is that of a circle of radius  $1/2$ ; at  $x = 1$ , the curvature is that of a circle with radius  $\approx 1/0.179 \approx 5.59$ . This is illustrated in [Figure 13.5.16](#). At  $x = 3$ , the curvature is  $0.009$ ; the graph is nearly straight as the curvature is very close to  $0$ .



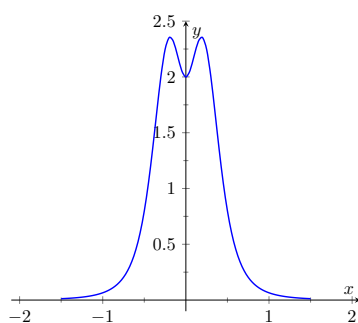
**Figure 13.5.16** Examining the curvature of  $y = x^2$

**Example 13.5.17 Finding curvature.**

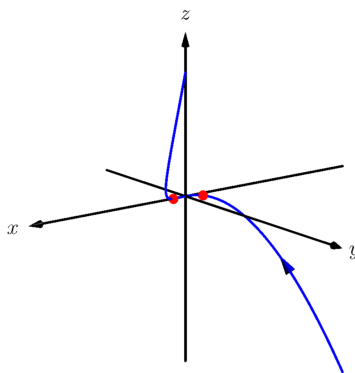
Find where the curvature of  $\vec{r}(t) = \langle t, t^2, 2t^3 \rangle$  is maximized.

**Solution.** We use the third formula in [Theorem 13.5.11](#) as  $\vec{r}(t)$  is defined in space. We leave it to the reader to verify that

$$\vec{r}'(t) = \langle 1, 2t, 6t^2 \rangle, \vec{r}''(t) = \langle 0, 2, 12t \rangle, \text{ and } \vec{r}'(t) \times \vec{r}''(t) = \langle 12t^2, -12t, 2 \rangle.$$



(a)



(b)

**Figure 13.5.18** Understanding the curvature of a curve in space

Thus

$$\begin{aligned} \kappa(t) &= \frac{\|\vec{r}''(t) \times \vec{r}'(t)\|}{\|\vec{r}'(t)\|^3} \\ &= \frac{\|\langle 12t^2, -12t, 2 \rangle\|}{\|\langle 1, 2t, 6t^2 \rangle\|^3} \\ &= \frac{\sqrt{144t^4 + 144t^2 + 4}}{(\sqrt{1 + 4t^2 + 36t^4})^3} \end{aligned}$$

While this is not a particularly “nice” formula, it does explicitly tell us what the curvature is at a given  $t$  value. To maximize  $\kappa(t)$ , we should solve  $\kappa'(t) = 0$  for  $t$ . This is doable, but very time consuming. Instead, consider the graph of  $\kappa(t)$  as given in [Figure 13.5.18\(a\)](#). We see that  $\kappa$  is maximized at two  $t$  values; using a numerical solver, we find these values are  $t \approx \pm 0.189$ . In [Figure 13.5.18\(b\)](#) we graph  $\vec{r}(t)$  and indicate the points where curvature is maximized.



### 13.5.3 Curvature and Motion

Let  $\vec{r}(t)$  be a position function of an object, with velocity  $\vec{v}(t) = \vec{r}'(t)$  and acceleration  $\vec{a}(t) = \vec{r}''(t)$ . In [Section 13.4](#) we established that acceleration is in the plane formed by  $\vec{T}(t)$  and  $\vec{N}(t)$ , and that we can find scalars  $a_T$  and  $a_N$  such that

$$\vec{a}(t) = a_T \vec{T}(t) + a_N \vec{N}(t).$$

[Theorem 13.4.15](#) gives formulas for  $a_T$  and  $a_N$ :

$$a_T = \frac{d}{dt} \left( \|\vec{v}(t)\| \right) \text{ and } a_N = \frac{\|\vec{v}(t) \times \vec{a}(t)\|}{\|\vec{v}(t)\|}.$$

We understood that the amount of acceleration in the direction of  $\vec{T}$  relates only to how the speed of the object is changing, and that the amount of acceleration in the direction of  $\vec{N}$  relates to how the direction of travel of the object is changing. (That is, if the object travels at constant speed,  $a_T = 0$ ; if the object travels in a constant direction,  $a_N = 0$ .)

In [Equation \(13.5.2\)](#) at the beginning of this section, we found  $s'(t) = \|\vec{v}(t)\|$ . We can combine this fact with the above formula for  $a_T$  to write

$$a_T = \frac{d}{dt} \left( \|\vec{v}(t)\| \right) = \frac{d}{dt} (s'(t)) = s''(t).$$

Since  $s'(t)$  is speed,  $s''(t)$  is the rate at which speed is changing with respect to time. We see once more that the component of acceleration in the direction of travel relates only to speed, not to a change in direction.

Now compare the formula for  $a_N$  above to the formula for curvature in [Theorem 13.5.11](#):

$$a_N = \frac{\|\vec{v}(t) \times \vec{a}(t)\|}{\|\vec{v}(t)\|} \text{ and } \kappa = \frac{\|\vec{r}'(t) \times \vec{r}''(t)\|}{\|\vec{r}'(t)\|^3} = \frac{\|\vec{v}(t) \times \vec{a}(t)\|}{\|\vec{v}(t)\|^3}.$$

Thus

$$\begin{aligned} a_N &= \kappa \|\vec{v}(t)\|^2 \\ &= \kappa (s'(t))^2 \end{aligned}$$

This last equation shows that the component of acceleration that changes the object's direction is dependent on two things: the curvature of the path and the speed of the object.

Imagine driving a car in a clockwise circle. You will naturally feel a force pushing you towards the door (more accurately, the door is pushing you as the car is turning and you want to travel in a straight line). If you keep the radius of the circle constant but speed up (i.e., increasing  $s'(t)$ ), the door pushes harder against you ( $a_N$  has increased). If you keep your speed constant but tighten the turn (i.e., increase  $\kappa$ ), once again the door will push harder against you.

Putting our new formulas for  $a_T$  and  $a_N$  together, we have

$$\vec{a}(t) = s''(t) \vec{T}(t) + \kappa \|\vec{v}(t)\|^2 \vec{N}(t).$$

This is not a particularly practical way of finding  $a_T$  and  $a_N$ , but it reveals some great concepts about how acceleration interacts with speed and the shape of a curve.

**Example 13.5.19 Curvature and road design.**

The minimum radius of the curve in a highway cloverleaf is determined by the operating speed, as given in the table in [Table 13.5.20](#). For each curve and speed, compute  $a_N$ .

**Solution.**

**Table 13.5.20 Operating speed and minimum radius in highway cloverleaf design**

Operating Speed (mph)	Minimum Radius (ft)
35	310
40	430
45	540

Using [Equation \(13.5.4\)](#), we can compute the acceleration normal to the curve in each case. We start by converting each speed from “miles per hour” to “feet per second” by multiplying by  $5280/3600$ .

$$35 \text{ mph, } 310 \text{ ft} \Rightarrow 51.33 \text{ ft/s, } \kappa = 1/310$$

$$\begin{aligned} a_N &= \kappa \|\vec{v}(t)\|^2 \\ &= \frac{1}{310} (51.33)^2 \\ &= 8.50 \text{ ft/s}^2. \end{aligned}$$

$$40 \text{ mph, } 430 \text{ ft} \Rightarrow 58.67 \text{ ft/s, } \kappa = 1/430$$

$$\begin{aligned} a_N &= \frac{1}{430} (58.67)^2 \\ &= 8.00 \text{ ft/s}^2. \end{aligned}$$

$$45 \text{ mph, } 540 \text{ ft} \Rightarrow 66 \text{ ft/s, } \kappa = 1/540$$

$$\begin{aligned} a_N &= \frac{1}{540} (66)^2 \\ &= 8.07 \text{ ft/s}^2. \end{aligned}$$

Note that each acceleration is similar; this is by design. Considering the classic “Force = mass  $\times$  acceleration” formula, this acceleration must be kept small in order for the tires of a vehicle to keep a “grip” on the road. If one travels on a turn of radius 310 ft at a rate of 50 mph, the acceleration is double, at  $17.35 \frac{\text{ft}}{\text{s}^2}$ . If the acceleration is too high, the frictional force created by the tires may not be enough to keep the car from sliding. Civil engineers routinely compute a “safe” design speed, then subtract 5-10 mph to create the posted speed limit for additional safety.

We end this chapter with a reflection on what we’ve covered. We started with vector-valued functions, which may have seemed at the time to be just another way of writing parametric equations. However, we have seen that the vector perspective has given us great insight into the behavior of functions and the study of motion. Vector-valued position functions convey displacement, distance traveled, speed, velocity, acceleration and curvature information, each of which has great importance in science and engineering.

## 13.5.4 Exercises

## Terms and Concepts

1. It is common to describe position in terms of both \_\_\_\_\_ and/or \_\_\_\_\_.
2. A measure of the “curviness” of a curve is \_\_\_\_\_.
3. Give two shapes with constant curvature.
4. Describe in your own words what an “osculating circle” is.
5. Complete the identity:  $\vec{T}'(s) = \text{_____} \vec{N}(s)$ .
6. Given a position function  $\vec{r}(t)$ , how are  $a_T$  and  $a_N$  affected by the curvature?

## Problems

**Exercise Group.** In the following exercises, a position function  $\vec{r}(t)$  is given, where  $t = 0$  corresponds to the initial position. Find the arc length parameter  $s$ , and rewrite  $\vec{r}(t)$  in terms of  $s$ ; that is, find  $\vec{r}(s)$ .

7.  $\vec{r}(t) = \langle 2t, t, -2t \rangle$
8.  $\vec{r}(t) = \langle 7 \cos(t), 7 \sin(t) \rangle$
9.  $\vec{r}(t) = \langle 3 \cos(t), 3 \sin(t), 2t \rangle$
10.  $\vec{r}(t) = \vec{r}(t) = \langle 5 \cos(t), 13 \sin(t), 12 \cos(t) \rangle$

**Exercise Group.** In the following exercises, a curve  $C$  is described along with 2 points on  $C$ .

(a) Using a sketch, determine at which of these points the curvature is greater.

(b) Find the curvature  $\kappa$  of  $C$ , and evaluate  $\kappa$  at each of the 2 given points.

11.  $C$  is defined by  $y = x^3 - x$ ; points given at  $x = 0$  and  $x = 1/2$ .
12.  $C$  is defined by  $y = \frac{1}{x^2+1}$ ; points given at  $x = 0$  and  $x = 2$ .  
The curvature at  $x = 0$  is (☐ greater than ☐ equal to ☐ less than) the curvature at  $x = 2$ .  
 $\kappa(0) = \underline{\hspace{2cm}}$
13.  $C$  is defined by  $y = \cos(x)$ ; points given at  $x = 0$  and  $x = \pi/2$ .
14.  $C$  is defined by  $y = \sqrt{1 - x^2}$  on  $(-1, 1)$ ; points given at  $x = 0$  and  $x = 1/2$ .
15.  $C$  is defined by  $\vec{r}(t) = \langle \cos(t), \sin(2t) \rangle$ ; points given at  $t = 0$  and  $t = \pi/4$ .  
The curvature at  $t = 0$  is (☐ greater than ☐ equal to ☐ less than) the curvature at  $t = \pi/4$ .  
 $\kappa(0) = \underline{\hspace{2cm}}$
16.  $C$  is defined by  $\vec{r}(t) = \langle \cos^2(t), \sin(t) \cos(t) \rangle$ ; points given at  $t = 0$  and  $t = \pi/3$ .
17.  $C$  is defined by  $\vec{r}(t) = \langle t^2 - 1, t^3 - t \rangle$ ; points given at  $t = 0$  and  $t = 5$ .
18.  $C$  is defined by  $\vec{r}(t) = \langle \tan(t), \sec(t) \rangle$ ; points given at  $t = 0$  and  $t = \pi/6$ .  
The curvature at  $t = 0$  is (☐ greater than ☐ equal to ☐ less than) the curvature at  $t = \pi/6$ .  
 $\kappa(0) = \underline{\hspace{2cm}}$
19.  $C$  is defined by  $\vec{r}(t) = \langle 4t + 2, 3t - 1, 2t + 5 \rangle$ ; points given at  $t = 0$  and  $t = 1$ .
20.  $C$  is defined by  $\vec{r}(t) = \langle t^3 - t, t^3 - 4, t^2 - 1 \rangle$ ; points given at  $t = 0$  and  $t = 1$ .  
The curvature at  $t = 0$  is (☐ greater than ☐ equal to ☐ less than) the curvature at  $t = 1$ .  
 $\kappa(0) = \underline{\hspace{2cm}}$

21.  $C$  is defined by  $\vec{r}(t) = \langle 3 \cos(t), 3 \sin(t), 2t \rangle$ ; points given at  $t = 0$  and  $t = \pi/2$ .
22.  $C$  is defined by  $\vec{r}(t) = \langle 5 \cos(t), 13 \sin(t), 12 \cos(t) \rangle$ . Points given at  $t = 0$  and  $t = \pi/2$ .  
The curvature at  $t = 0$  is ( ☐ greater than ☐ equal to ☐ less than ) the curvature at  $t = \pi/2$ .  
 $\kappa(0) =$  \_\_\_\_\_

**Exercise Group.** Find the value of  $x$  or  $t$  where curvature is maximized.

23.  $y = \frac{1}{6}x^3$                       24.  $y = \sin(x)$   
25.  $\vec{r}(t) = \langle t^2 + 2t, 3t - t^2 \rangle$                       26.  $\vec{r}(t) = \langle t, 4/t, 3/t \rangle$

**Exercise Group.** Find the radius of curvature at the indicated value.

27.  $y = \tan(x)$ , at  $x = \pi/4$       28.  $y = x^2 + x - 3$  at  $x = 1$   
29.  $\vec{r}(t) = \langle \cos(t), \sin(3t) \rangle$ , at  $t = 0$       30.  $\vec{r}(t) = \langle 5 \cos(3t), t \rangle$  at  $t = 0$

**Exercise Group.** Find the equation of the osculating circle to the curve at the indicated  $t$ -value.

31.  $\vec{r}(t) = \langle t, t^2 \rangle$ , at  $t = 0$
32.  $\vec{r}(t) = \langle 3 \cos(t), \sin(t) \rangle$  at  $t = 0$
33.  $\vec{r}(t) = \langle 3 \cos(t), \sin(t) \rangle$ , at  $t = \pi/2$
34.  $\vec{r}(t) = \langle t^2 - t, t^2 + t \rangle$  at  $t = 0$

## Chapter 14

# Functions of Several Variables, Continued

In [Chapter 11](#) we introduced functions of several variables, and considered limits, continuity, and partial derivatives. This chapter continues the study of functions of several variables in more detail. We begin in [Section 14.1](#) with what it means for a multivariable function to be *differentiable*. We then continue with multivariable analogues of elements from single variable calculus, such as the chain rule and extreme values.

### 14.1 Differentiability and the Total Differential

We studied *differentials* in [Section 4.4](#), where [Definition 4.4.5](#) states that if  $y = f(x)$  and  $f$  is differentiable, then  $dy = f'(x)dx$ . One important use of this differential is in Integration by Substitution. Another important application is approximation. Let  $\Delta x = dx$  represent a change in  $x$ . When  $dx$  is small,  $dy \approx \Delta y$ , the change in  $y$  resulting from the change in  $x$ . Fundamental in this understanding is this: as  $dx$  gets small, the difference between  $\Delta y$  and  $dy$  goes to 0. Another way of stating this: as  $dx$  goes to 0, the *error* in approximating  $\Delta y$  with  $dy$  goes to 0.

We extend this idea to functions of two variables. Let  $z = f(x, y)$ , and let  $\Delta x = dx$  and  $\Delta y = dy$  represent changes in  $x$  and  $y$ , respectively. Let  $\Delta z = f(x + dx, y + dy) - f(x, y)$  be the change in  $z$  over the change in  $x$  and  $y$ . Recalling that  $f_x$  and  $f_y$  give the instantaneous rates of  $z$ -change in the  $x$ - and  $y$ -directions, respectively, we can approximate  $\Delta z$  with  $dz = f_x dx + f_y dy$ ; in words, the total change in  $z$  is approximately the change caused by changing  $x$  plus the change caused by changing  $y$ . In a moment we give an indication of whether or not this approximation is any good. First we give a name to  $dz$ .

#### 14.1.1 The Total Differential

##### **Definition 14.1.1 Total Differential.**

Let  $z = f(x, y)$  be continuous on a set  $S$ . Let  $dx$  and  $dy$  represent changes in  $x$  and  $y$ , respectively. Where the partial derivatives  $f_x$  and  $f_y$  exist, the **total differential** of  $z$  is

$$dz = f_x(x, y) dx + f_y(x, y) dy.$$

From Definition 14.1.1, we can write

$$dz = \langle f_x, f_y \rangle \cdot \langle dx, dy \rangle.$$

While not explored in this section, the vector  $\langle f_x, f_y \rangle$  is seen again in the next section and fully defined in Section 14.3.

### Example 14.1.2 Finding the total differential.

Let  $z = x^4 e^{3y}$ . Find  $dz$ .

**Solution.** We compute the partial derivatives:  $f_x = 4x^3 e^{3y}$  and  $f_y = 3x^4 e^{3y}$ . Following Definition 14.1.1, we have

$$dz = 4x^3 e^{3y} dx + 3x^4 e^{3y} dy.$$

We can approximate  $\Delta z$  with  $dz$ , but as with all approximations, there is error involved. A good approximation is one in which the error is small. At a given point  $(x_0, y_0)$ , let  $E_x$  and  $E_y$  be functions of  $dx$  and  $dy$  such that  $E_x dx + E_y dy$  describes this error. Then

$$\begin{aligned} \Delta z &= dz + E_x dx + E_y dy \\ &= f_x(x_0, y_0) dx + f_y(x_0, y_0) dy + E_x dx + E_y dy. \end{aligned}$$

If the approximation of  $\Delta z$  by  $dz$  is good, then as  $dx$  and  $dy$  get small, so does  $E_x dx + E_y dy$ . The approximation of  $\Delta z$  by  $dz$  is even better if, as  $dx$  and  $dy$  go to 0, so do  $E_x$  and  $E_y$ . This leads us to our definition of differentiability.

### Definition 14.1.3 Multivariable Differentiability.

Let  $z = f(x, y)$  be defined on a set  $S$  containing  $(x_0, y_0)$  where  $f_x(x_0, y_0)$  and  $f_y(x_0, y_0)$  exist. Let  $dz$  be the total differential of  $z$  at  $(x_0, y_0)$ , let  $\Delta z = f(x_0 + dx, y_0 + dy) - f(x_0, y_0)$ , and let  $E_x$  and  $E_y$  be functions of  $dx$  and  $dy$  such that

$$\Delta z = dz + E_x dx + E_y dy.$$

1. We say  $f$  is *differentiable at*  $(x_0, y_0)$  if, given  $\varepsilon > 0$ , there is a  $\delta > 0$  such that if  $\|\langle dx, dy \rangle\| < \delta$ , then  $\|\langle E_x, E_y \rangle\| < \varepsilon$ . That is, as  $dx$  and  $dy$  go to 0, so do  $E_x$  and  $E_y$ .
2. We say  $f$  is *differentiable on*  $S$  if  $f$  is differentiable at every point in  $S$ . If  $f$  is differentiable on  $\mathbb{R}^2$ , we say that  $f$  is *differentiable everywhere*.

### Example 14.1.5 Showing a function is differentiable.

Show  $f(x, y) = xy + 3y^2$  is differentiable using Definition 14.1.3.

**Solution.** We begin by finding  $f(x + dx, y + dy)$ ,  $\Delta z$ ,  $f_x$  and  $f_y$ .

$$\begin{aligned} f(x + dx, y + dy) &= (x + dx)(y + dy) + 3(y + dy)^2 \\ &= xy + xdy + ydx + dxdy + 3y^2 + 6ydy + 3dy^2. \end{aligned}$$

$\Delta z = f(x + dx, y + dy) - f(x, y)$ , so

$$\Delta z = xdy + ydx + dxdy + 6ydy + 3dy^2.$$

It is straightforward to compute  $f_x = y$  and  $f_y = x + 6y$ . Consider once more  $\Delta z$ :

$$\begin{aligned} \Delta z &= xdy + ydx + dxdy + 6ydy + 3dy^2 \quad (\text{now reorder}) \\ &= ydx + xdy + 6ydy + dxdy + 3dy^2 \end{aligned}$$



[youtu.be/watch?v=hJaLxYbPgDM](https://youtu.be/watch?v=hJaLxYbPgDM)

Figure 14.1.4 Another approach to defining differentiability

$$\begin{aligned}
 &= \underbrace{(y)}_{f_x} dx + \underbrace{(x + 6y)}_{f_y} dy + \underbrace{(dy)}_{E_x} dx + \underbrace{(3dy)}_{E_y} dy \\
 &= f_x dx + f_y dy + E_x dx + E_y dy.
 \end{aligned}$$

With  $E_x = dy$  and  $E_y = 3dy$ , it is clear that as  $dx$  and  $dy$  go to 0,  $E_x$  and  $E_y$  also go to 0. Since this did not depend on a specific point  $(x_0, y_0)$ , we can say that  $f(x, y)$  is differentiable for all pairs  $(x, y)$  in  $\mathbb{R}^2$ , or, equivalently, that  $f$  is differentiable everywhere.

Our intuitive understanding of differentiability of functions  $y = f(x)$  of one variable was that the graph of  $f$  was “smooth.” A similar intuitive understanding of functions  $z = f(x, y)$  of two variables is that the surface defined by  $f$  is also “smooth,” not containing cusps, edges, breaks, etc. The following theorem states that differentiable functions are continuous, followed by another theorem that provides a more tangible way of determining whether a great number of functions are differentiable or not.

**Theorem 14.1.7 Continuity and Differentiability of Multivariable Functions.**

Let  $z = f(x, y)$  be defined on a set  $S$  containing  $(x_0, y_0)$ . If  $f$  is differentiable at  $(x_0, y_0)$ , then  $f$  is continuous at  $(x_0, y_0)$ .

**Theorem 14.1.8 Differentiability of Multivariable Functions.**

Let  $z = f(x, y)$  be defined on a set  $S$ . If  $f_x$  and  $f_y$  are both continuous on  $S$ , then  $f$  is differentiable on  $S$ .

The above theorems assure us that essentially all functions that we see in the course of our studies here are differentiable (and hence continuous) on their natural domains. There is a difference between Definition 14.1.3 and Theorem 14.1.8, though: it is possible for a function  $f$  to be differentiable yet  $f_x$  and/or  $f_y$  is not continuous. Such strange behavior of functions is a source of delight for many mathematicians, but in practical situations we want to avoid it, leading to the following definition.

**Definition 14.1.9 Continuously Differentiable Function.**

Let  $U$  be an open subset of  $\mathbb{R}^2$ . We say that a function  $f$  is **continuously differentiable** on  $U$  if  $f_x$  and  $f_y$  are defined and continuous at each point in  $U$ .

A similar statement applies for functions of three variables in  $\mathbb{R}^3$ .

When  $f_x$  and  $f_y$  exist at a point but are not continuous at that point, we need to use other methods to determine whether or not  $f$  is differentiable at that point.

For instance, consider the function

$$f(x, y) = \begin{cases} \frac{xy}{x^2 + y^2} & (x, y) \neq (0, 0) \\ 0 & (x, y) = (0, 0) \end{cases}.$$

We can find  $f_x(0, 0)$  and  $f_y(0, 0)$  using Definition 11.3.3:

$$f_x(0, 0) = \lim_{h \rightarrow 0} \frac{f(0 + h, 0) - f(0, 0)}{h}$$



[youtu.be/watch?v=rYvDghlXlUA](https://youtu.be/watch?v=rYvDghlXlUA)

**Figure 14.1.6** Establishing differentiability using the definition in Figure 14.1.4

$$\begin{aligned}
 &= \lim_{h \rightarrow 0} \frac{0}{h^2} = 0; \\
 f_y(0, 0) &= \lim_{h \rightarrow 0} \frac{f(0, 0 + h) - f(0, 0)}{h} \\
 &= \lim_{h \rightarrow 0} \frac{0}{h^2} = 0.
 \end{aligned}$$

Both  $f_x$  and  $f_y$  exist at  $(0, 0)$ , but they are not continuous at  $(0, 0)$ , as

$$f_x(x, y) = \frac{y(y^2 - x^2)}{(x^2 + y^2)^2} \quad \text{and} \quad f_y(x, y) = \frac{x(x^2 - y^2)}{(x^2 + y^2)^2}$$

are not continuous at  $(0, 0)$ . (Take the limit of  $f_x$  as  $(x, y) \rightarrow (0, 0)$  along the  $x$ - and  $y$ -axes; they give different results.) So even though  $f_x$  and  $f_y$  exist at every point in the  $xy$ -plane, they are not continuous. Therefore it is possible, by [Theorem 14.1.8](#), for  $f$  to not be differentiable.

Indeed, it is not. One can show that  $f$  is not continuous at  $(0, 0)$  (see [Example 11.2.11](#)), and by [Theorem 14.1.7](#), this means  $f$  is not differentiable at  $(0, 0)$ .

### 14.1.2 Approximating with the Total Differential

By the definition, when  $f$  is differentiable  $dz$  is a good approximation for  $\Delta z$  when  $dx$  and  $dy$  are small. We give some simple examples of how this is used here.

#### Example 14.1.10 Approximating with the total differential.

Let  $z = \sqrt{x} \sin(y)$ . Approximate  $f(4.1, 0.8)$ .

**Solution.** Recognizing that  $\pi/4 \approx 0.785 \approx 0.8$ , we can approximate  $f(4.1, 0.8)$  using  $f(4, \pi/4)$ . We can easily compute  $f(4, \pi/4) = \sqrt{4} \sin(\pi/4) = 2 \left( \frac{\sqrt{2}}{2} \right) = \sqrt{2} \approx 1.414$ . Without calculus, this is the best approximation we could reasonably come up with. The total differential gives us a way of adjusting this initial approximation to hopefully get a more accurate answer.

We let  $\Delta z = f(4.1, 0.8) - f(4, \pi/4)$ . The total differential  $dz$  is approximately equal to  $\Delta z$ , so

$$f(4.1, 0.8) - f(4, \pi/4) \approx dz \Rightarrow f(4.1, 0.8) \approx dz + f(4, \pi/4). \quad (14.1.1)$$

To find  $dz$ , we need  $f_x$  and  $f_y$ .

$$\begin{aligned}
 f_x(x, y) &= \frac{\sin(y)}{2\sqrt{x}} \Rightarrow f_x(4, \pi/4) = \frac{\sin(\pi/4)}{2\sqrt{4}} \\
 &= \frac{\sqrt{2}/2}{4} = \sqrt{2}/8. \\
 f_y(x, y) &= \sqrt{x} \cos(y) \Rightarrow f_y(4, \pi/4) = \sqrt{4} \frac{\sqrt{2}}{2} \\
 &= \sqrt{2}.
 \end{aligned}$$

Approximating 4.1 with 4 gives  $dx = 0.1$ ; approximating 0.8 with  $\pi/4$  gives  $dy \approx 0.015$ . Thus

$$dz = f_x(4, \pi/4)(0.1) + f_y(4, \pi/4)(0.015)$$



$$\begin{aligned}
 &= \frac{\sqrt{2}}{8}(0.1) + \sqrt{2}(0.015) \\
 &\approx 0.039.
 \end{aligned}$$

Returning to Equation (14.1.1), we have

$$f(4.1, 0.8) \approx 0.039 + 1.414 = 1.4531.$$

We, of course, can compute the actual value of  $f(4.1, 0.8)$  with a calculator; the actual value, accurate to 5 places after the decimal, is 1.45254. Obviously our approximation is quite good.

The point of the previous example was *not* to develop an approximation method for known functions. After all, we can very easily compute  $f(4.1, 0.8)$  using readily available technology. Rather, it serves to illustrate how well this method of approximation works, and to reinforce the following concept:

“New position = old position + amount of change,” so

“New position  $\approx$  old position + approximate amount of change.”

In the previous example, we could easily compute  $f(4, \pi/4)$  and could approximate the amount of  $z$ -change when computing  $f(4.1, 0.8)$ , letting us approximate the new  $z$ -value.

It may be surprising to learn that it is not uncommon to know the values of  $f$ ,  $f_x$  and  $f_y$  at a particular point without actually knowing the function  $f$ . The total differential gives a good method of approximating  $f$  at nearby points.

#### Example 14.1.11 Approximating an unknown function.

Given that  $f(2, -3) = 6$ ,  $f_x(2, -3) = 1.3$  and  $f_y(2, -3) = -0.6$ , approximate  $f(2.1, -3.03)$ .

**Solution.** The total differential approximates how much  $f$  changes from the point  $(2, -3)$  to the point  $(2.1, -3.03)$ . With  $dx = 0.1$  and  $dy = -0.03$ , we have

$$\begin{aligned}
 dz &= f_x(2, -3)dx + f_y(2, -3)dy \\
 &= 1.3(0.1) + (-0.6)(-0.03) \\
 &= 0.148.
 \end{aligned}$$

The change in  $z$  is approximately 0.148, so we approximate  $f(2.1, -3.03) \approx 6.148$ .

### 14.1.3 Tangent Plane Approximation

Recall from Chapter 2 that in one variable, the essence of differentiability is the tangent line approximation. This idea is emphasized in Section 4.4, where we first introduced the differential.

In Subsection 11.3.2 we saw that the partial derivatives of a function  $f(x, y)$  can be used to define the tangent *plane* to a graph  $z = f(x, y)$ . We will now see that this plane plays the same role for functions of two variables as the tangent line to a graph  $y = f(x)$  for a function of one variable.

Recall from Definition 4.4.4 that for a function  $f(x)$ , when  $x$  is near  $c$  we have the linear approximation  $f(x) \approx \ell(x)$ , where

$$\ell(x) = f(c) + f'(c)(x - c)$$

is the linearization of  $f$  at  $c$ . If we set  $dx = \Delta x = x - c$ , and evaluate the differential  $dy = f'(x) dx$  at  $c$ , then we have

$$\begin{aligned}\Delta y &= f(x) - f(c) \\ dy &= \ell(x) - f(c).\end{aligned}$$

Given the graph  $y = f(x)$ , we know that  $y = \ell(x)$  gives the tangent line to the graph at  $c$ . For the graph  $z = f(x, y)$  of a function of two variables, we similarly have the tangent plane

$$z = f(a, b) + f_x(a, b)(x - a) + f_y(a, b)(y - b)$$

defined in [Definition 11.3.10](#), suggesting that we define the two variable linearization

$$\ell(x, y) = f(a, b) + f_x(a, b)(x - a) + f_y(a, b)(y - b).$$

Consider the total differential  $dz$  at  $(a, b)$ :

$$dz = f_x(a, b) dx + f_y(a, b) dy.$$

If we assume that  $(x, y)$  is “close” to  $(a, b)$ , and set  $dx = x - a$ ,  $dy = y - b$ , then we have

$$dz = f_x(a, b) dx + f_y(a, b) dy = f_x(a, b)(x - a) + f_y(a, b)(y - b).$$

Since  $\ell(a, b) = f(a, b)$ , we have  $\ell(x, y) - \ell(a, b) = dz$ , which agrees with the one-variable situation, and reinforces the concept of the differential as the “linear change” in a function.

If we recast [Definition 14.1.3](#) in the language of tangent planes, we can more easily see the analogy with functions of a single variable. We can now say that  $f(x, y)$  is differentiable at  $(a, b)$  if it has a valid tangent plane approximation at  $(a, b)$ . Note that  $f(x, y) - \ell(x, y)$  is equal to the error term  $E_x dx + E_y dy$ .

By [Theorem 14.1.7](#), we know that the tangent plane at  $(a, b, f(a, b))$  exists, and gives a good approximation to the graph  $z = f(x, y)$ , as long as the partial derivatives of  $f$  exist and are continuous at  $(a, b)$ .

### 14.1.4 Error/Sensitivity Analysis

The total differential gives an approximation of the change in  $z$  given small changes in  $x$  and  $y$ . We can use this to approximate error propagation; that is, if the input is a little off from what it should be, how far from correct will the output be? We demonstrate this in an example.

#### Example 14.1.12 Sensitivity analysis.

A cylindrical steel storage tank is to be built that is 10ft tall and 4ft across in diameter. It is known that the steel will expand/contract with temperature changes; is the overall volume of the tank more sensitive to changes in the diameter or in the height of the tank?

**Solution.** A cylindrical solid with height  $h$  and radius  $r$  has volume  $V = \pi r^2 h$ . We can view  $V$  as a function of two variables,  $r$  and  $h$ . We can compute partial derivatives of  $V$ :

$$\frac{\partial V}{\partial r} = V_r(r, h) = 2\pi r h \quad \text{and} \quad \frac{\partial V}{\partial h} = V_h(r, h) = \pi r^2.$$

The total differential is  $dV = (2\pi r h)dr + (\pi r^2)dh$ . When  $h = 10$  and  $r = 2$ , we have  $dV = 40\pi dr + 4\pi dh$ . Note that the coefficient of  $dr$  is  $40\pi \approx 125.7$ ; the coefficient of  $dh$  is a tenth of that, approximately 12.57. A small change in radius will be multiplied by 125.7, whereas a small change in height will be multiplied by 12.57. Thus the volume of the tank is more sensitive to changes in radius than in height.

The previous example showed that the volume of a particular tank was more sensitive to changes in radius than in height. Keep in mind that this analysis only applies to a tank of those dimensions. A tank with a height of 1ft and radius of 5ft would be more sensitive to changes in height than in radius.

One could make a chart of small changes in radius and height and find exact changes in volume given specific changes. While this provides exact numbers, it does not give as much insight as the error analysis using the total differential.

### 14.1.5 Differentiability of Functions of Three Variables

The definition of differentiability for functions of three variables is very similar to that of functions of two variables. We again start with the total differential.

#### Definition 14.1.13 Total Differential.

Let  $w = f(x, y, z)$  be continuous on a set  $D$ . Let  $dx, dy$  and  $dz$  represent changes in  $x, y$  and  $z$ , respectively. Where the partial derivatives  $f_x, f_y$  and  $f_z$  exist, the **total differential** of  $w$  is

$$dw = f_x(x, y, z) dx + f_y(x, y, z) dy + f_z(x, y, z) dz.$$

This differential can be a good approximation of the change in  $w$  when  $w = f(x, y, z)$  is *differentiable*.

#### Definition 14.1.14 Multivariable Differentiability.

Let  $w = f(x, y, z)$  be defined on a set  $D$  containing  $(x_0, y_0, z_0)$  where  $f_x(x_0, y_0, z_0), f_y(x_0, y_0, z_0)$  and  $f_z(x_0, y_0, z_0)$  exist. Let  $dw$  be the total differential of  $w$  at  $(x_0, y_0, z_0)$ , let  $\Delta w = f(x_0 + dx, y_0 + dy, z_0 + dz) - f(x_0, y_0, z_0)$ , and let  $E_x, E_y$  and  $E_z$  be functions of  $dx, dy$  and  $dz$  such that

$$\Delta w = dw + E_x dx + E_y dy + E_z dz.$$

1. We say  $f$  is *differentiable* at  $(x_0, y_0, z_0)$  if, given  $\varepsilon > 0$ , there is a  $\delta > 0$  such that if  $\|\langle dx, dy, dz \rangle\| < \delta$ , then  $\|\langle E_x, E_y, E_z \rangle\| < \varepsilon$ .
2. We say  $f$  is *differentiable* on  $B$  if  $f$  is differentiable at every point in  $B$ . If  $f$  is differentiable on  $\mathbb{R}^3$ , we say that  $f$  is *differentiable everywhere*.

Just as before, this definition gives a rigorous statement about what it means to be differentiable that is not very intuitive. We follow it with a theorem similar to [Theorem 14.1.8](#).

**Theorem 14.1.15 Continuity and Differentiability of Functions of Three Variables.**

Let  $w = f(x, y, z)$  be defined on a set  $D$  containing  $(x_0, y_0, z_0)$ .

1. If  $f$  is differentiable at  $(x_0, y_0, z_0)$ , then  $f$  is continuous at  $(x_0, y_0, z_0)$ .
2. If  $f_x$ ,  $f_y$  and  $f_z$  are continuous on  $D$ , then  $f$  is differentiable on  $D$ .

This set of definition and theorem extends to functions of any number of variables. The theorem again gives us a simple way of verifying that most functions that we encounter are differentiable on their natural domains.

This section has given us a formal definition of what it means for a functions to be “differentiable,” along with a theorem that gives a more accessible understanding. The following sections return to notions prompted by our study of partial derivatives that make use of the fact that most functions we encounter are differentiable.

Using the language of [Definition 14.1.9](#), we can restate [Theorem 14.1.15](#) as saying that if  $f$  is continuously differentiable on  $D$ , then  $f$  is differentiable on  $D$ .

## 14.1.6 Exercises

## Terms and Concepts

1. T/F: If  $f(x, y)$  is differentiable on  $S$ , the  $f$  is continuous on  $S$ .
2. T/F: If  $f_x$  and  $f_y$  are continuous on  $S$ , then  $f$  is differentiable on  $S$ .
3. T/F: If  $z = f(x, y)$  is differentiable, then the change in  $z$  over small changes  $dx$  and  $dy$  in  $x$  and  $y$  is approximately  $dz$ .
4. Finish the sentence: "The new  $z$ -value is approximately the old  $z$ -value plus the approximate \_\_\_\_\_."

## Problems

**Exercise Group.** In the following exercises, find the total differential  $dz$ .

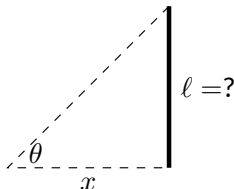
5.  $z = x \sin(y) + x^2$
6.  $z = (2x^2 + 3y)^2$
7.  $z = 5x - 7y$
8.  $z = xe^{x+y}$

**Exercise Group.** In the following exercises, a function  $f(x, y)$  is given. Give the indicated approximation using the total differential.

9.  $f(x, y) = \sqrt{x^2 + y}$ . Approximate  $f(2.95, 7.1)$  knowing  $f(3, 7) = 4$ .
10.  $f(x, y) = \sin(x) \cos(y)$ . Approximate  $f(0.1, -0.1)$  knowing  $f(0, 0) = 0$ .
11.  $f(x, y) = x^2y - xy^2$ . Approximate  $f(2.04, 3.06)$  knowing  $f(2, 3) = -6$ .
12.  $f(x, y) = \ln(x - y)$ . Approximate  $f(5.1, 3.98)$  knowing  $f(5, 4) = 0$ .

**Exercise Group.** The following exercises ask a variety of questions dealing with approximating error and sensitivity analysis.

13. A cylindrical storage tank is to be 2ft tall with a radius of 1ft. Is the volume of the tank more sensitive to changes in the radius or the height?
14. **Projectile Motion:** The  $x$ -value of an object moving under the principles of projectile motion is  $x(\theta, v_0, t) = (v_0 \cos(\theta))t$ . A particular projectile is fired with an initial velocity of  $v_0 = 250\text{ft/s}$  and an angle of elevation of  $\theta = 60^\circ$ . It travels a distance of 375ft in 3 seconds.  
Is the projectile more sensitive to errors in initial speed or angle of elevation?
15. The length  $\ell$  of a long wall is to be approximated. The angle  $\theta$ , as shown in the diagram (not to scale), is measured to be  $85^\circ$ , and the distance  $x$  is measured to be 30'. Assume that the triangle formed is a right triangle.  
Is the measurement of the length of  $\ell$  more sensitive to errors in the measurement of  $x$  or in  $\theta$ ?
16. It is "common sense" that it is far better to measure a long distance with a long measuring tape rather than a short one. A measured distance  $D$  can be viewed as the product of the length  $\ell$  of a measuring tape times the number  $n$  of times it was used. For instance, using a 3' tape 10 times gives a length of 30'. To measure the same distance with a 12' tape, we would use the tape 2.5 times. (i.e.,  $30 = 12 \times 2.5$ .) Thus  $D = n\ell$ .  
Suppose each time a measurement is taken with the tape, the recorded distance is within  $1/16''$  of the actual distance. (i.e.,  $d\ell = 1/16'' \approx 0.005\text{ft}$ .) Using differentials, show why common sense proves correct in that it is better to use a long tape to measure long distances.



**Exercise Group.** In the following exercises, find the total differential  $dw$ .

17.  $w = x^2yz^3$

18.  $w = e^x \sin(y) \ln(z)$

**Exercise Group.** In the following exercises, use the information provided and the total differential to make the given approximation.

19.  $f(3, 1) = 7$ ,  $f_x(3, 1) = 9$ ,  $f_y(3, 1) = -2$ .  
Approximate  $f(3.05, 0.9)$ .

20.  $f(-4, 2) = 13$ ,  $f_x(-4, 2) = 2.6$ ,  
 $f_y(-4, 2) = 5.1$ . Approximate  $f(-4.12, 2.07)$ .

21.  $f(2, 4, 5) = -1$ ,  $f_x(2, 4, 5) = 2$ ,  $f_y(2, 4, 5) = -3$ ,  $f_z(2, 4, 5) = 3.7$ . Approximate  
 $f(2.5, 4.1, 4.8)$ .

22.  $f(3, 3, 3) = 5$ ,  $f_x(3, 3, 3) = 2$ ,  $f_y(3, 3, 3) = 0$ ,  $f_z(3, 3, 3) = -2$ . Approximate  
 $f(3.1, 3.1, 3.1)$ .

## 14.2 The Multivariable Chain Rule

Consider driving an off-road vehicle along a dirt road. As you drive, your elevation likely changes. What factors determine how quickly your elevation rises and falls? After some thought, generally one recognizes that one's *velocity* (speed and direction) and the *terrain* influence your rise and fall.

One can represent the terrain as the surface defined by a multivariable function  $f(x, y)$ ; one can represent the path of the off-road vehicle, as seen from above, with a vector-valued function  $\vec{r}(t) = \langle x(t), y(t) \rangle$ ; the velocity of the vehicle is thus  $\vec{r}'(t) = \langle x'(t), y'(t) \rangle$ .

Consider Figure 14.2.1 in which a surface  $z = f(x, y)$  is drawn, along with a dashed curve in the  $xy$ -plane. Restricting  $f$  to just the points on this circle gives the curve shown on the surface (i.e., “the path of the off-road vehicle.”) The derivative  $\frac{df}{dt}$  gives the instantaneous rate of change of  $f$  with respect to  $t$ . If we consider an object traveling along this path,  $\frac{df}{dt} = \frac{dz}{dt}$  gives the rate at which the object rises/falls (i.e., “the rate of elevation change” of the vehicle.) Conceptually, the Multivariable Chain Rule combines terrain and velocity information properly to compute this rate of elevation change.

Abstractly, let  $z$  be a function of  $x$  and  $y$ ; that is,  $z = f(x, y)$  for some function  $f$ , and let  $x$  and  $y$  each be functions of  $t$ . By choosing a  $t$ -value,  $x$ - and  $y$ -values are determined, which in turn determine  $z$ : this defines  $z$  as a function of  $t$ . The Multivariable Chain Rule gives a method of computing  $\frac{dz}{dt}$ .

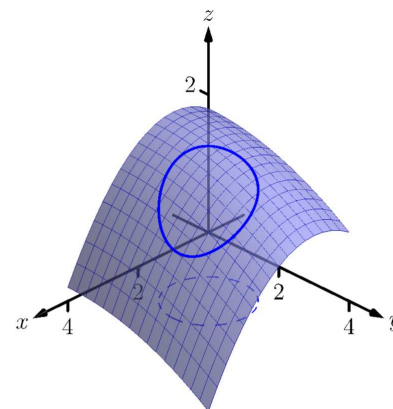


Figure 14.2.1 Understanding the application of the Multivariable Chain Rule

### 14.2.1 Multivariable Chain Rule, Part I

#### Theorem 14.2.3 Multivariable Chain Rule, Part I.

Let  $z = f(x, y)$ ,  $x = g(t)$  and  $y = h(t)$ , where  $f$ ,  $g$  and  $h$  are differentiable functions. Then  $z = f(x, y) = f(g(t), h(t))$  is a function of  $t$ , and

$$\begin{aligned} \frac{dz}{dt} &= \frac{df}{dt} = f_x(x, y) \frac{dx}{dt} + f_y(x, y) \frac{dy}{dt} \\ &= \frac{\partial f}{\partial x} \frac{dx}{dt} + \frac{\partial f}{\partial y} \frac{dy}{dt} \\ &= \langle f_x, f_y \rangle \cdot \langle x', y' \rangle. \end{aligned}$$

The Chain Rule of Section 2.5 states that

$$\frac{d}{dx} (f(g(x))) = f'(g(x))g'(x).$$

If  $t = g(x)$ , we can express the Chain Rule as

$$\frac{df}{dx} = \frac{df}{dt} \frac{dt}{dx};$$

recall that the derivative notation is deliberately chosen to reflect their fraction-like properties. A similar effect is seen in Theorem 14.2.3. In the second line of equations, one can think of the  $dx$  and  $\partial x$  as “sort of” canceling out, and likewise with  $dy$  and  $\partial y$ .

Notice, too, the third line of equations in Theorem 14.2.3. The vector  $\langle f_x, f_y \rangle$  contains information about the surface (terrain); the vector  $\langle x', y' \rangle$  can represent velocity. In the context measuring the rate of elevation change of the off-road vehicle, the Multivariable Chain Rule states it can be found through a product of terrain and velocity information.

We now practice applying the Multivariable Chain Rule.



[youtu.be/watch?v=e4uf2cA7YyA](https://youtu.be/watch?v=e4uf2cA7YyA)

Figure 14.2.2 Introducing the chain rule in several variables



[youtu.be/watch?v=bagsQndc8nw](https://youtu.be/watch?v=bagsQndc8nw)

Figure 14.2.4 Examples involving the chain rule

**Example 14.2.5 Using the Multivariable Chain Rule.**

Let  $z = x^2y + x$ , where  $x = \sin(t)$  and  $y = e^{5t}$ . Find  $\frac{dz}{dt}$  using the Chain Rule.

**Solution.** Following Theorem 14.2.3, we find

$$f_x(x, y) = 2xy + 1, \quad f_y(x, y) = x^2, \quad \frac{dx}{dt} = \cos(t), \quad \frac{dy}{dt} = 5e^{5t}.$$

Applying the theorem, we have

$$\frac{dz}{dt} = (2xy + 1) \cos(t) + 5x^2 e^{5t}.$$

This may look odd, as it seems that  $\frac{dz}{dt}$  is a function of  $x$ ,  $y$  and  $t$ . Since  $x$  and  $y$  are functions of  $t$ ,  $\frac{dz}{dt}$  is really just a function of  $t$ , and we can replace  $x$  with  $\sin(t)$  and  $y$  with  $e^{5t}$ :

$$\frac{dz}{dt} = (2xy + 1) \cos(t) + 5x^2 e^{5t} = (2 \sin(t) e^{5t} + 1) \cos(t) + 5e^{5t} \sin^2(t).$$

The previous example can make us wonder: if we substituted for  $x$  and  $y$  at the end to show that  $\frac{dz}{dt}$  is really just a function of  $t$ , why not substitute before differentiating, showing clearly that  $z$  is a function of  $t$ ?

That is,  $z = x^2y + x = (\sin(t))^2 e^{5t} + \sin(t)$ . Applying the Chain and Product Rules, we have

$$\frac{dz}{dt} = 2 \sin(t) \cos(t) e^{5t} + 5 \sin^2(t) e^{5t} + \cos(t),$$

which matches the result from the example.

This may now make one wonder “What’s the point? If we could already find the derivative, why learn another way of finding it?” In some cases, applying this rule makes deriving simpler, but this is hardly the power of the Chain Rule. Rather, in the case where  $z = f(x, y)$ ,  $x = g(t)$  and  $y = h(t)$ , the Chain Rule is extremely powerful when we *do not know what  $f$ ,  $g$  and/or  $h$  are*. It may be hard to believe, but often in “the real world” we know rate-of-change information (i.e., information about derivatives) without explicitly knowing the underlying functions. The Chain Rule allows us to combine several rates of change to find another rate of change. The Chain Rule also has theoretic use, giving us insight into the behavior of certain constructions (as we’ll see in the next section).

We demonstrate this in the next example.

**Example 14.2.6 Applying the Multivariable Chain Rule.**

An object travels along a path on a surface. The exact path and surface are not known, but at time  $t = t_0$  it is known that :

$$\frac{\partial z}{\partial x} = 5, \quad \frac{\partial z}{\partial y} = -2, \quad \frac{dx}{dt} = 3 \quad \text{and} \quad \frac{dy}{dt} = 7.$$

Find  $\frac{dz}{dt}$  at time  $t_0$ .

**Solution.** The Multivariable Chain Rule states that

$$\begin{aligned} \frac{dz}{dt} &= \frac{\partial z}{\partial x} \frac{dx}{dt} + \frac{\partial z}{\partial y} \frac{dy}{dt} \\ &= 5(3) + (-2)(7) \end{aligned}$$



$$= 1.$$

By knowing certain rates-of-change information about the surface and about the path of the particle in the  $xy$ -plane, we can determine how quickly the object is rising/falling.

We next apply the Chain Rule to solve a max/min problem.

### Example 14.2.7 Applying the Multivariable Chain Rule.

Consider the surface  $z = x^2 + y^2 - xy$ , a paraboloid, on which a particle moves with  $x$  and  $y$  coordinates given by  $x = \cos(t)$  and  $y = \sin(t)$ . Find  $\frac{dz}{dt}$  when  $t = 0$ , and find where the particle reaches its maximum/minimum  $z$ -values.

**Solution.** It is straightforward to compute

$$\begin{aligned} f_x(x, y) &= 2x - y & f_y(x, y) &= 2y - x \\ \frac{dx}{dt} &= -\sin(t) & \frac{dy}{dt} &= \cos(t). \end{aligned}$$

Combining these according to the Chain Rule gives:

$$\frac{dz}{dt} = -(2x - y) \sin(t) + (2y - x) \cos(t).$$

When  $t = 0$ ,  $x = 1$  and  $y = 0$ . Thus  $\frac{dz}{dt} = -(2)(0) + (-1)(1) = -1$ .

When  $t = 0$ , the particle is moving down, as shown in [Figure 14.2.8](#).

To find where  $z$ -value is maximized/minimized on the particle's path, we set  $\frac{dz}{dt} = 0$  and solve for  $t$ :

$$\begin{aligned} \frac{dz}{dt} = 0 &= -(2x - y) \sin(t) + (2y - x) \cos(t) \\ 0 &= -(2 \cos(t) - \sin(t)) \sin(t) + (2 \sin(t) - \cos(t)) \cos(t) \\ 0 &= \sin^2(t) - \cos^2(t) \\ \cos^2(t) &= \sin^2(t) \\ t &= n\frac{\pi}{4} \text{ (for odd } n) \end{aligned}$$

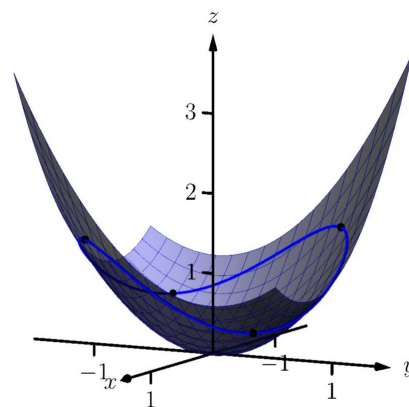
We can use the First Derivative Test to find that on  $[0, 2\pi]$ ,  $z$  has reaches its absolute minimum at  $t = \pi/4$  and  $5\pi/4$ ; it reaches its absolute maximum at  $t = 3\pi/4$  and  $7\pi/4$ , as shown in [Figure 14.2.8](#).

We can extend the Chain Rule to include the situation where  $z$  is a function of more than one variable, and each of these variables is also a function of more than one variable. The basic case of this is where  $z = f(x, y)$ , and  $x$  and  $y$  are functions of two variables, say  $s$  and  $t$ .

### Theorem 14.2.9 Multivariable Chain Rule, Part II.

1. Let  $z = f(x, y)$ ,  $x = g(s, t)$  and  $y = h(s, t)$ , where  $f$ ,  $g$  and  $h$  are differentiable functions. Then  $z$  is a function of  $s$  and  $t$ , and

$$\bullet \quad \frac{\partial z}{\partial s} = \frac{\partial f}{\partial x} \frac{\partial x}{\partial s} + \frac{\partial f}{\partial y} \frac{\partial y}{\partial s}$$



**Figure 14.2.8** Plotting the path of a particle on a surface in [Example 14.2.7](#)

$$\bullet \quad \frac{\partial z}{\partial t} = \frac{\partial f}{\partial x} \frac{\partial x}{\partial t} + \frac{\partial f}{\partial y} \frac{\partial y}{\partial t}$$

2. Let  $z = f(x_1, x_2, \dots, x_m)$  be a differentiable function of  $m$  variables, where each of the  $x_i$  is a differentiable function of the variables  $t_1, t_2, \dots, t_n$ . Then  $z$  is a function of the  $t_i$ , and

$$\frac{\partial z}{\partial t_i} = \frac{\partial f}{\partial x_1} \frac{\partial x_1}{\partial t_i} + \frac{\partial f}{\partial x_2} \frac{\partial x_2}{\partial t_i} + \dots + \frac{\partial f}{\partial x_m} \frac{\partial x_m}{\partial t_i}.$$

**Example 14.2.10 Using the Multivariable Chain Rule, Part II.**

Let  $z = x^2y + x$ ,  $x = s^2 + 3t$  and  $y = 2s - t$ . Find  $\frac{\partial z}{\partial s}$  and  $\frac{\partial z}{\partial t}$ , and evaluate each when  $s = 1$  and  $t = 2$ .

**Solution.** Following Theorem 14.2.9, we compute the following partial derivatives:

$$\begin{aligned} \frac{\partial f}{\partial x} &= 2xy + 1 & \frac{\partial f}{\partial y} &= x^2, \\ \frac{\partial x}{\partial s} &= 2s & \frac{\partial x}{\partial t} &= 3 & \frac{\partial y}{\partial s} &= 2 & \frac{\partial y}{\partial t} &= -1. \end{aligned}$$

Thus

$$\frac{\partial z}{\partial s} = (2xy + 1)(2s) + (x^2)(2) = 4xys + 2s + 2x^2, \text{ and}$$

$$\frac{\partial z}{\partial t} = (2xy + 1)(3) + (x^2)(-1) = 6xy - x^2 + 3.$$

When  $s = 1$  and  $t = 2$ ,  $x = 7$  and  $y = 0$ , so

$$\frac{\partial z}{\partial s} = 100 \quad \text{and} \quad \frac{\partial z}{\partial t} = -46.$$

**Example 14.2.11 Using the Multivariable Chain Rule, Part II.**

Let  $w = xy + z^2$ , where  $x = t^2e^s$ ,  $y = t \cos(s)$ , and  $z = s \sin(t)$ . Find  $\frac{\partial w}{\partial t}$  when  $s = 0$  and  $t = \pi$ .

**Solution.** Following Theorem 14.2.9, we compute the following partial derivatives:

$$\begin{aligned} \frac{\partial f}{\partial x} &= y & \frac{\partial f}{\partial y} &= x & \frac{\partial f}{\partial z} &= 2z \\ \frac{\partial x}{\partial t} &= 2te^s & \frac{\partial y}{\partial t} &= \cos(s) & \frac{\partial z}{\partial t} &= s \cos(t). \end{aligned}$$

Thus

$$\frac{\partial w}{\partial t} = y(2te^s) + x(\cos(s)) + 2z(s \cos(t)).$$

When  $s = 0$  and  $t = \pi$ , we have  $x = \pi^2$ ,  $y = \pi$  and  $z = 0$ . Thus

$$\frac{\partial w}{\partial t} = \pi(2\pi) + \pi^2 = 3\pi^2.$$

### 14.2.2 Implicit Differentiation

We studied finding  $\frac{dy}{dx}$  when  $y$  is given as an implicit function of  $x$  in detail in [Section 2.6](#). We find here that the Multivariable Chain Rule gives a simpler method of finding  $\frac{dy}{dx}$ .

For instance, consider the implicit function  $x^2y - xy^3 = 3$ . We learned to use the following steps to find  $\frac{dy}{dx}$ :

$$\begin{aligned}\frac{d}{dx}(x^2y - xy^3) &= \frac{d}{dx}(3) \\ 2xy + x^2\frac{dy}{dx} - y^3 - 3xy^2\frac{dy}{dx} &= 0 \\ \frac{dy}{dx} &= -\frac{2xy - y^3}{x^2 - 3xy^2}.\end{aligned}$$

Instead of using this method, consider  $z = x^2y - xy^3$ . The implicit function above describes the level curve  $z = 3$ . Considering  $x$  and  $y$  as functions of  $x$ , the Multivariable Chain Rule states that

$$\frac{dz}{dx} = \frac{\partial z}{\partial x} \frac{dx}{dx} + \frac{\partial z}{\partial y} \frac{dy}{dx}. \quad (14.2.1)$$

Since  $z$  is constant (in our example,  $z = 3$ ),  $\frac{dz}{dx} = 0$ . We also know  $\frac{dx}{dx} = 1$ . [Equation \(14.2.1\)](#) becomes

$$\begin{aligned}0 &= \frac{\partial z}{\partial x}(1) + \frac{\partial z}{\partial y} \frac{dy}{dx} \Rightarrow \\ \frac{dy}{dx} &= -\frac{\partial z}{\partial x} / \frac{\partial z}{\partial y} \\ &= -\frac{f_x}{f_y}.\end{aligned} \quad (14.2.2)$$

Note how our solution for  $\frac{dy}{dx}$  in [Equation \(14.2.2\)](#) is just the partial derivative of  $z$  with respect to  $x$ , divided by the partial derivative of  $z$  with respect to  $y$ , all multiplied by  $(-1)$ .

We state the above as a theorem.

#### Theorem 14.2.12 Implicit Differentiation.

Let  $f$  be a differentiable function of  $x$  and  $y$ , where  $f(x, y) = c$  defines  $y$  as an implicit function of  $x$ , for some constant  $c$ . Then

$$\frac{dy}{dx} = -\frac{f_x(x, y)}{f_y(x, y)}.$$

We practice using [Theorem 14.2.12](#) by applying it to a problem from [Section 2.6](#).

#### Example 14.2.13 Implicit Differentiation.

Given the implicitly defined function  $\sin(x^2y^2) + y^3 = x + y$ , find  $y'$ .  
Note: this is the same problem as given in [Example 2.6.8](#) of [Section 2.6](#), where the solution took about a full page to find.

**Solution.** Let  $f(x, y) = \sin(x^2y^2) + y^3 - x - y$ ; the implicitly defined function above is equivalent to  $f(x, y) = 0$ . We find  $\frac{dy}{dx}$  by applying

**Theorem 14.2.12.** We find

$$\begin{aligned}f_x(x, y) &= 2xy^2 \cos(x^2y^2) - 1 \\f_y(x, y) &= 2x^2y \cos(x^2y^2) + 3y^2 - 1,\end{aligned}$$

so

$$\frac{dy}{dx} = -\frac{2xy^2 \cos(x^2y^2) - 1}{2x^2y \cos(x^2y^2) + 3y^2 - 1},$$

which matches our solution from [Example 2.6.8](#).

We can also do implicit differentiation for functions of three variables. In the same way that a level curve  $f(x, y) = c$  is used to implicitly define  $y$  as a function of  $x$ , a level surface  $f(x, y, z) = c$  can be viewed as implicitly defining  $z$  as a function of  $x$  and  $y$ .

Suppose the equation  $f(x, y, z) = c$ , where  $c$  is a constant, defines the function  $z = g(x, y)$ . Then we can use the chain rule to compute the derivatives of  $f(x, y, z)$  with respect to  $x$  and  $y$ , where we set  $x = x$ ,  $y = y$ , and  $z = g(x, y)$ . Since  $f(x, y, z)$  is constant, we have

$$\begin{aligned}0 &= \frac{\partial}{\partial x} f(x, y, z) \\&= f_x(x, y, z) \frac{\partial x}{\partial x} + f_y(x, y, z) \frac{\partial y}{\partial x} + f_z(x, y, z) \frac{\partial z}{\partial x} \\&= f_x(x, y, z)(1) + f_y(x, y, z)(0) + f_z(x, y, z) \frac{\partial z}{\partial x}.\end{aligned}$$

Solving for  $\frac{\partial z}{\partial x}$  gives us

$$\frac{\partial z}{\partial x} = -\frac{f_x(x, y, z)}{f_z(x, y, z)},$$

and similarly,

$$\frac{\partial z}{\partial y} = -\frac{f_y(x, y, z)}{f_z(x, y, z)}.$$

In [Subsection 11.3.2](#) we saw that we can use partial derivatives to determine the equation of the tangent plane to a graph  $z = f(x, y)$ . Using implicit differentiation, we can do the same for a level surface  $f(x, y, z) = c$ .

#### Example 14.2.15 Implicit Differentiation with three variables.

Given that the equation

$$x^2yz^3 - \sin(x - 3z) + 4xy^2 - 3yz = 0 \quad (14.2.3)$$

defines  $z$  implicitly as a function of  $x$  and  $y$ , compute  $\frac{\partial z}{\partial x}$  and  $\frac{\partial z}{\partial y}$  using implicit differentiation. Then, determine the equation of the tangent plane to the surface at the point  $(3, 0, 1)$ .

**Solution.** There are two ways to proceed. One is to use implicit differentiation as before, but using partial derivatives. Whenever we differentiate a function of  $z$ , we multiply by the appropriate partial derivative of  $z$ . The other option is to use the formula derived above. We will use the first method for the  $x$  derivative, and the second for  $y$ .

We first take the partial derivative of both sides of [Equation \(14.2.3\)](#) with respect to  $x$ :

$$\frac{\partial}{\partial x}(x^2yz^3 - \sin(x - 3z) + 4xy^2 - 3yz) = 0$$



[youtu.be/watch?v=o9Zyg-QY8Qo](https://youtu.be/watch?v=o9Zyg-QY8Qo)

**Figure 14.2.14** Examples with implicit differentiation

There is a subtlety in this calculation that can be quite confusing. It appears to be chain rule, but shouldn't the derivative of  $f(x, y, z)$  with respect to  $x$  be simply  $f_x(x, y, z)$ ? The catch here is that we are considering the variables  $x, y, z$  (viewed as coordinates in  $\mathbb{R}^3$ ) as functions of  $x$  and  $y$ , viewed as coordinates in  $\mathbb{R}^2$ .

In other words, the  $x$  and  $y$  in  $g(x, y)$  are not the same as the ones in  $f(x, y, z)$ ! If this is still confusing, try setting  $x = s$ ,  $y = t$ , and  $z = g(s, t)$ , and then applying the chain rule as usual, for derivatives of  $f(x, y, z)$  with respect to  $s$  and  $t$ . At the end, we can relabel  $s$  and  $t$  as  $x$  and  $y$ .

$$2xyz^3 + x^2y(3z^2)\frac{\partial z}{\partial x} - \cos(x-3z)\left(1 - 3\frac{\partial z}{\partial x}\right) + 4y^2 - 3y\frac{\partial z}{\partial x} = 0.$$

Note that we treated  $y$  as a constant, since the derivative is with respect to  $x$ . Next, we collect terms:

$$\frac{\partial z}{\partial x}(3x^2yz^2 + 3\cos(x-3z) - 3y) = -2xyz^3 + \cos(x-3z) - 4y^2.$$

Lastly, we solve for  $\frac{\partial z}{\partial x}$ :

$$\frac{\partial z}{\partial x} = \frac{-2xyz^3 + \cos(x-3z) - 4y^2}{3x^2yz^2 + 3\cos(x-3z) - 3y}.$$

For the  $y$  derivative, we will use the result given above. Setting  $f(x, y, z) = x^2yz^3 - \sin(x-3z) + 4xy^2 - 3yz$ , we have  $\frac{\partial z}{\partial y} = -\frac{f_y(x, y, z)}{f_z(x, y, z)}$ . Therefore,

$$\frac{\partial z}{\partial y} = -\frac{x^2z^3 + 8xy - 3z}{3x^2yz^2 + 3\cos(x-3z) - 3y}.$$

The second method certainly seems simpler! The reader is invited to try each part with the other method, and compare answers.

Finally, we consider the problem of the tangent plane. First, we check that the point  $(3, 0, 1)$  is indeed on the surface:  $f(3, 0, 1) = 0$ , as required. Next we note that  $z = 1$  is given to us from this point. So if  $f(x, y, z) = c$  implicitly defines the graph  $z = g(x, y)$ , then we must have  $g(3, 0) = 1$ . Next, we have

$$g_x(3, 0) = \frac{\partial z}{\partial x}\bigg|_{(3,0)} = \frac{0 + 1 - 0}{0 + 3 - 0} = \frac{1}{3}$$

$$g_y(3, 0) = \frac{\partial z}{\partial y}\bigg|_{(3,0)} = -\frac{9 + 0 - 3}{0 + 3 - 0} = -2.$$

The equation of the tangent plane is therefore

$$z = g(3, 0) + g_x(3, 0)(x - 3) + g_y(3, 0)(y - 0) = 1 + \frac{1}{3}(x - 3) - 2y.$$

In [Section 11.3](#) we learned how partial derivatives give certain instantaneous rate of change information about a function  $f(x, y)$ . In that section, we measured the rate of change of  $f$  by holding one variable constant and letting the other vary (such as, holding  $y$  constant and letting  $x$  vary gives  $f_x$ ). We can visualize this change by considering the surface defined by  $f$  at a point and moving parallel to the  $x$ -axis.

What if we want to move in a direction that is not parallel to a coordinate axis? Can we still measure instantaneous rates of change? Yes; we find out how in [Section 14.3](#). In doing so, we'll see how the Multivariable Chain Rule informs our understanding of these *directional derivatives*.

## 14.2.3 Exercises

## Terms and Concepts

- Let a level curve of  $z = f(x, y)$  be described by  $x = g(t)$ ,  $y = h(t)$ . Explain why  $\frac{dz}{dt} = 0$ .
- Fill in the blank: The single variable Chain Rule states  $\frac{d}{dx}(f(g(x))) = f'(g(x)) \cdot \underline{\hspace{2cm}}$ .
- Fill in the blank: The Multivariable Chain Rule states  $\frac{df}{dt} = \frac{\partial f}{\partial x} \cdot \underline{\hspace{2cm}} + \underline{\hspace{2cm}} \cdot \frac{dy}{dt}$ .
- If  $z = f(x, y)$ , where  $x = g(t)$  and  $y = h(t)$ , we can substitute and write  $z$  as an explicit function of  $t$ .  
T/F: Using the Multivariable Chain Rule to find  $\frac{dz}{dt}$  is sometimes easier than first substituting and then taking the derivative.
- T/F: The Multivariable Chain Rule is only useful when all the related functions are known explicitly.
- The Multivariable Chain Rule allows us to compute implicit derivatives easily by just computing two derivatives.

## Problems

**Exercise Group.** Given the functions  $z = f(x, y)$ ,  $x = g(t)$  and  $y = h(t)$ :

(a) Use the Multivariable Chain Rule to compute  $\frac{dz}{dt}$ .

(b) Evaluate  $\frac{dz}{dt}$  at the indicated  $t$ -value.

7.  $z = 3x + 4y$ ,  $x = t^2$ ,  $y = 2t$ ;  $t = 1$

8.  $z = x^2 - y^2$ ,  $x = t$ , and  $y = t^2 - 1$ ;  $t = 1$

9.  $z = 5x + 2y$ ,  $x = 2 \cos(t) + 1$ ,  $y = \sin(t) - 3$ ;  
 $t = \pi/4$

10.  $z = \frac{x}{y^2+1}$ ,  $x = \cos(t)$ , and  $y = \sin(t)$ ;  $t = \pi/2$

11.  $z = x^2 + 2y^2$ ,  $x = \sin(t)$ ,  $y = 3 \sin(t)$ ;  $t = \pi/4$

12.  $z = \cos(x) \sin(y)$ ,  $x = \pi t$ , and  $y = 2\pi t + \pi/2$ ;  
 $t = 3$

**Exercise Group.** In the following exercises, functions  $z = f(x, y)$ ,  $x = g(t)$  and  $y = h(t)$  are given. Find the values of  $t$  where  $\frac{dz}{dt} = 0$ . Note: these are the same surfaces/curves as found in [Exercises 7–12](#).

13.  $z = 3x + 4y$ ,  $x = t^2$ ,  $y = 2t$

14. Given  $z = x^2 - y^2$ ,  $x = t$ , and  $y = t^2 - 1$ , at what values of  $t$  does  $\frac{dz}{dt} = 0$ ?

15.  $z = 5x + 2y$ ,  $x = 2 \cos(t) + 1$ ,  $y = \sin(t) - 3$

16. Given  $z = \frac{x}{y^2+1}$ ,  $x = \cos(t)$ , and  $y = \sin(t)$ , at what values of  $t$  in  $[0, 2\pi)$  does  $\frac{dz}{dt} = 0$ ?

17.  $z = x^2 + 2y^2$ ,  $x = \sin(t)$ ,  $y = 3 \sin(t)$

18. Given  $z = \cos(x) \sin(y)$ ,  $x = \pi t$ , and  $y = 2\pi t + \pi/2$ , at what values of  $t$  in  $[0, 2)$  does  $\frac{dz}{dt} = 0$ ?

**Exercise Group.** Given the functions  $z = f(x, y)$ ,  $x = g(s, t)$  and  $y = h(s, t)$ :

(a) Use the Multivariable Chain Rule to compute  $\frac{\partial z}{\partial s}$  and  $\frac{\partial z}{\partial t}$ .

(b) Evaluate  $\frac{\partial z}{\partial s}$  and  $\frac{\partial z}{\partial t}$  at the indicated  $s$  and  $t$  values.

19.  $z = x^2y$ ,  $x = s - t$ ,  $y = 2s + 4t$ ;  $s = 1$ ,  $t = 0$

20.  $z = \cos(\pi x + \frac{\pi}{2}y)$ ,  $x = st^2$ , and  $y = s^2t$ ;  
 $s = 1$ ,  $t = 0$

21.  $z = x^2 + y^2$ ,  $x = s \cos(t)$ , and  $y = s \sin(t)$ ;  
 $s = 2$ ,  $t = \pi/4$

22.  $z = e^{-(x^2+y^2)}$ ,  $x = t$ , and  $y = st^2$ ,  $s = 1$ ,  $t = 1$

**Exercise Group.** The given equation defines  $y$  implicitly as a function of  $x$ . Find  $\frac{dy}{dx}$  using Implicit Differentiation and Theorem 14.2.12.

23.  $x^2 \tan(y) = 50$

24.  $(3x^2 + 2y^3)^4 = 2$

25.  $\frac{x^2 + y}{x + y^2} = 17$

26.  $\ln(x^2 + xy + y^2) = 1$

**Exercise Group.** Find  $\frac{dz}{dt}$ , or  $\frac{\partial z}{\partial s}$  and  $\frac{\partial z}{\partial t}$ , using the supplied information.

27.  $\frac{\partial z}{\partial x} = 2, \frac{\partial z}{\partial y} = 1, \frac{dx}{dt} = 4, \frac{dy}{dt} = -5$

28.  $\frac{\partial z}{\partial x} = 1, \frac{\partial z}{\partial y} = -3, \frac{dx}{dt} = 6, \text{ and } \frac{dy}{dt} = 2.$

29.  $\frac{\partial z}{\partial x} = -4, \frac{\partial z}{\partial y} = 9,$   
 $\frac{\partial x}{\partial s} = 5, \frac{\partial x}{\partial t} = 7, \frac{\partial y}{\partial s} = -2, \frac{\partial y}{\partial t} = 6$

30.  $\frac{\partial z}{\partial x} = 2, \frac{\partial z}{\partial y} = 1, \frac{\partial x}{\partial s} = -2, \frac{\partial x}{\partial t} = 3, \frac{\partial y}{\partial s} = 2$  and  
 $\frac{\partial y}{\partial t} = -1$

## 14.3 Directional Derivatives

Partial derivatives give us an understanding of how a surface changes when we move in the  $x$  and  $y$  directions. We made the comparison to standing in a rolling meadow and heading due east: the amount of rise/fall in doing so is comparable to  $f_x$ . Likewise, the rise/fall in moving due north is comparable to  $f_y$ . The steeper the slope, the greater in magnitude  $f_y$ .

But what if we didn't move due north or east? What if we needed to move northeast and wanted to measure the amount of rise/fall? Partial derivatives alone cannot measure this. This section investigates *directional derivatives*, which do measure this rate of change.



[youtu.be/watch?v=ZQPnmL5CM6s](https://youtu.be/watch?v=ZQPnmL5CM6s)

### 14.3.1 Functions of Two Variables

We begin with a definition.

#### Definition 14.3.2 Directional Derivatives.

Let  $z = f(x, y)$  be continuous on a set  $S$  and let  $\vec{u} = \langle u_1, u_2 \rangle$  be a unit vector. For all points  $(x, y)$ , the **directional derivative** of  $f$  at  $(x, y)$  in the direction of  $\vec{u}$  is

$$D_{\vec{u}} f(x, y) = \lim_{h \rightarrow 0} \frac{f(x + hu_1, y + hu_2) - f(x, y)}{h}.$$

The partial derivatives  $f_x$  and  $f_y$  are defined with similar limits, but only  $x$  or  $y$  varies with  $h$ , not both. Here both  $x$  and  $y$  vary with a weighted  $h$ , determined by a particular unit vector  $\vec{u}$ . This may look a bit intimidating but in reality it is not too difficult to deal with; it often just requires extra algebra. However, the following theorem reduces this algebraic load.

#### Theorem 14.3.3 Directional Derivatives.

Let  $z = f(x, y)$  be differentiable on a set  $S$  containing  $(x_0, y_0)$ , and let  $\vec{u} = \langle u_1, u_2 \rangle$  be a unit vector. The directional derivative of  $f$  at  $(x_0, y_0)$  in the direction of  $\vec{u}$  is

$$D_{\vec{u}} f(x_0, y_0) = f_x(x_0, y_0)u_1 + f_y(x_0, y_0)u_2.$$

#### Example 14.3.4 Computing directional derivatives.

Let  $z = 14 - x^2 - y^2$  and let  $P = (1, 2)$ . Find the directional derivative of  $f$ , at  $P$ , in the following directions:

1. toward the point  $Q = (3, 4)$ ,
2. in the direction of  $\langle 2, -1 \rangle$ , and
3. toward the origin.

**Solution.** The surface is plotted in Figure 14.3.5, where the point  $P = (1, 2)$  is indicated in the  $x, y$ -plane as well as the point  $(1, 2, 9)$  which lies on the surface of  $f$ . We find that  $f_x(x, y) = -2x$  and  $f_x(1, 2) = -2$ ;  $f_y(x, y) = -2y$  and  $f_y(1, 2) = -4$ .

1. Let  $\vec{u}_1$  be the unit vector that points from the point  $(1, 2)$  to the point  $Q = (3, 4)$ , as shown in the figure. The vector  $\vec{PQ} = \langle 2, 2 \rangle$ ;

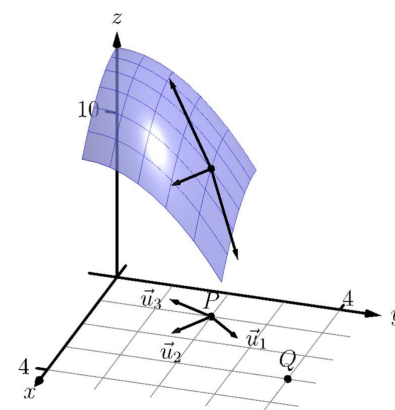


Figure 14.3.5 Understanding the directional derivative in Example 14.3.4



the unit vector in this direction is  $\vec{u}_1 = \langle 1/\sqrt{2}, 1/\sqrt{2} \rangle$ . Thus the directional derivative of  $f$  at  $(1, 2)$  in the direction of  $\vec{u}_1$  is

$$D_{\vec{u}_1} f(1, 2) = -2(1/\sqrt{2}) + (-4)(1/\sqrt{2}) = -6/\sqrt{2} \approx -4.24.$$

Thus the instantaneous rate of change in moving from the point  $(1, 2, 9)$  on the surface in the direction of  $\vec{u}_1$  (which points toward the point  $Q$ ) is about  $-4.24$ . Moving in this direction moves one steeply downward.

2. We seek the directional derivative in the direction of  $\langle 2, -1 \rangle$ . The unit vector in this direction is  $\vec{u}_2 = \langle 2/\sqrt{5}, -1/\sqrt{5} \rangle$ . Thus the directional derivative of  $f$  at  $(1, 2)$  in the direction of  $\vec{u}_2$  is

$$D_{\vec{u}_2} f(1, 2) = -2(2/\sqrt{5}) + (-4)(-1/\sqrt{5}) = 0.$$

Starting on the surface of  $f$  at  $(1, 2)$  and moving in the direction of  $\langle 2, -1 \rangle$  (or  $\vec{u}_2$ ) results in no instantaneous change in  $z$ -value. This is analogous to standing on the side of a hill and choosing a direction to walk that does not change the elevation. One neither walks up nor down, rather just “along the side” of the hill. Finding these directions of “no elevation change” is important.

3. At  $P = (1, 2)$ , the direction towards the origin is given by the vector  $\langle -1, -2 \rangle$ ; the unit vector in this direction is  $\vec{u}_3 = \langle -1/\sqrt{5}, -2/\sqrt{5} \rangle$ . The directional derivative of  $f$  at  $P$  in the direction of the origin is

$$D_{\vec{u}_3} f(1, 2) = -2(-1/\sqrt{5}) + (-4)(-2/\sqrt{5}) = 10/\sqrt{5} \approx 4.47.$$

Moving towards the origin means “walking uphill” quite steeply, with an initial slope of about 4.47.

As we study directional derivatives, it will help to make an important connection between the unit vector  $\vec{u} = \langle u_1, u_2 \rangle$  that describes the direction and the partial derivatives  $f_x$  and  $f_y$ . We start with a definition and follow this with a Key Idea.

#### Definition 14.3.7 Gradient.

Let  $z = f(x, y)$  be differentiable on a set  $S$  that contains the point  $(x_0, y_0)$ .

1. The *gradient of  $f$*  is  $\nabla f(x, y) = \langle f_x(x, y), f_y(x, y) \rangle$ .
2. The *gradient of  $f$  at  $(x_0, y_0)$*  is  $\nabla f(x_0, y_0) = \langle f_x(x_0, y_0), f_y(x_0, y_0) \rangle$ .

To simplify notation, we often express the gradient as  $\nabla f = \langle f_x, f_y \rangle$ . The gradient allows us to compute directional derivatives in terms of a dot product.

#### Key Idea 14.3.8 The Gradient and Directional Derivatives.

The directional derivative of  $z = f(x, y)$  in the direction of  $\vec{u}$  is

$$D_{\vec{u}} f = \nabla f \cdot \vec{u}.$$



[youtu.be/watch?v=aoR9ANpc334](https://youtu.be/watch?v=aoR9ANpc334)

Figure 14.3.6 Computing directional derivatives

The symbol “ $\nabla$ ” is named “nabla,” derived from the Greek name of a Jewish harp. Oddly enough, in mathematics the expression  $\nabla f$  is pronounced “del  $f$ .”

The properties of the dot product previously studied allow us to investigate the properties of the directional derivative. Given that the directional derivative gives the instantaneous rate of change of  $z$  when moving in the direction of  $\vec{u}$ , three questions naturally arise:

1. In what direction(s) is the change in  $z$  the greatest (i.e., the “steepest uphill”)?
2. In what direction(s) is the change in  $z$  the least (i.e., the “steepest downhill”)?
3. In what direction(s) is there no change in  $z$ ?

Using the key property of the dot product, we have

$$\nabla f \cdot \vec{u} = \|\nabla f\| \|\vec{u}\| \cos(\theta) = \|\nabla f\| \cos(\theta), \quad (14.3.1)$$

where  $\theta$  is the angle between the gradient and  $\vec{u}$ . (Since  $\vec{u}$  is a unit vector,  $\|\vec{u}\| = 1$ .) This equation allows us to answer the three questions stated previously.

1. Equation (14.3.1) is maximized when  $\cos(\theta) = 1$ , i.e., when the gradient and  $\vec{u}$  have the same direction. We conclude the gradient points in the direction of greatest  $z$  change.
2. Equation (14.3.1) is minimized when  $\cos(\theta) = -1$ , i.e., when the gradient and  $\vec{u}$  have opposite directions. We conclude the gradient points in the opposite direction of the least  $z$  change.
3. Equation (14.3.1) is 0 when  $\cos(\theta) = 0$ , i.e., when the gradient and  $\vec{u}$  are orthogonal to each other. We conclude the gradient is orthogonal to directions of no  $z$  change.

This result is rather amazing. Once again imagine standing in a rolling meadow and face the direction that leads you steepest uphill. Then the direction that leads steepest downhill is directly behind you, and side-stepping either left or right (i.e., moving perpendicularly to the direction you face) does not change your elevation at all.

Recall that a level curve is defined as a curve in the  $xy$ -plane along which the  $z$ -values of a function do not change. Let a surface  $z = f(x, y)$  be given, and let's represent one such level curve as a vector-valued function,  $\vec{r}(t) = \langle x(t), y(t) \rangle$ . As the output of  $f$  does not change along this curve,  $f(x(t), y(t)) = c$  for all  $t$ , for some constant  $c$ .

Since  $f$  is constant for all  $t$ ,  $\frac{df}{dt} = 0$ . By the Multivariable Chain Rule, we also know

$$\begin{aligned} \frac{df}{dt} &= f_x(x, y)x'(t) + f_y(x, y)y'(t) \\ &= \langle f_x(x, y), f_y(x, y) \rangle \cdot \langle x'(t), y'(t) \rangle \\ &= \nabla f \cdot \vec{r}'(t) \\ &= 0. \end{aligned}$$

This last equality states  $\nabla f \cdot \vec{r}'(t) = 0$ : the gradient is orthogonal to the derivative of  $\vec{r}$ , meaning the gradient is orthogonal to the graph of  $\vec{r}$ . Our conclusion: at any point on a surface, the gradient at that point is orthogonal to the level curve that passes through that point.

We restate these ideas in a theorem, then use them in an example.

**Theorem 14.3.9 The Gradient and Directional Derivatives.**

Let  $z = f(x, y)$  be differentiable on a set  $S$  with gradient  $\nabla f$ , let  $P = (x_0, y_0)$  be a point in  $S$  and let  $\vec{u}$  be a unit vector.

1. The maximum value of  $D_{\vec{u}} f(x_0, y_0)$  is  $\|\nabla f(x_0, y_0)\|$ ; the direction of maximal  $z$  increase is  $\nabla f(x_0, y_0)$ .
2. The minimum value of  $D_{\vec{u}} f(x_0, y_0)$  is  $-\|\nabla f(x_0, y_0)\|$ ; the direction of minimal  $z$  increase is  $-\nabla f(x_0, y_0)$ .
3. At  $P$ ,  $\nabla f(x_0, y_0)$  is orthogonal to the level curve passing through  $(x_0, y_0)$ .

**Example 14.3.10 Finding directions of maximal and minimal increase.**

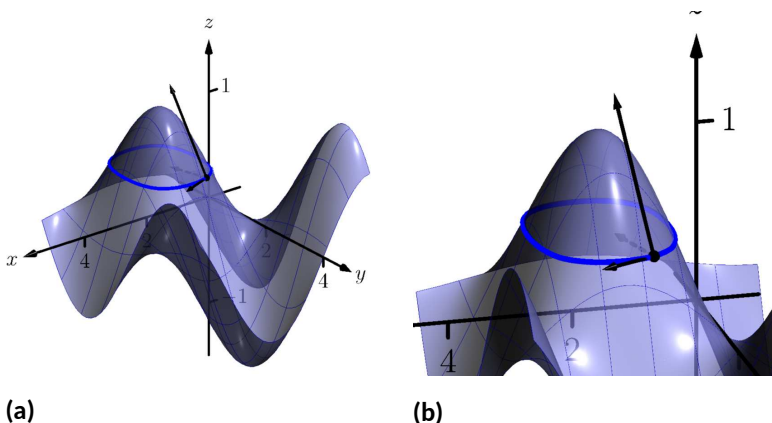
Let  $f(x, y) = \sin(x) \cos(y)$  and let  $P = (\pi/3, \pi/3)$ . Find the directions of maximal/minimal increase, and find a direction where the instantaneous rate of  $z$  change is 0.

**Solution.** We begin by finding the gradient.  $f_x = \cos(x) \cos(y)$  and  $f_y = -\sin(x) \sin(y)$ , thus

$$\nabla f = \langle \cos(x) \cos(y), -\sin(x) \sin(y) \rangle \text{ and, at } P, \nabla f\left(\frac{\pi}{3}, \frac{\pi}{3}\right) = \left\langle \frac{1}{4}, -\frac{3}{4} \right\rangle.$$

Thus the direction of maximal increase is  $\langle 1/4, -3/4 \rangle$ . In this direction, the instantaneous rate of  $z$  change is  $\|\langle 1/4, -3/4 \rangle\| = \sqrt{10}/4 \approx 0.79$ .

Figure 14.3.11 shows the surface plotted from two different perspectives. In each, the gradient is drawn at  $P$  with a dashed line (because of the nature of this surface, the gradient points “into” the surface). Let  $\vec{u} = \langle u_1, u_2 \rangle$  be the unit vector in the direction of  $\nabla f$  at  $P$ . Each graph of the figure also contains the vector  $\langle u_1, u_2, \|\nabla f\| \rangle$ . This vector has a “run” of 1 (because in the  $xy$ -plane it moves 1 unit) and a “rise” of  $\|\nabla f\|$ , hence we can think of it as a vector with slope of  $\|\nabla f\|$  in the direction of  $\nabla f$ , helping us visualize how “steep” the surface is in its steepest direction.



**Figure 14.3.11** Graphing the surface and important directions in Example 14.3.10

The direction of minimal increase is  $\langle -1/4, 3/4 \rangle$ ; in this direction the instantaneous rate of  $z$  change is  $-\sqrt{10}/4 \approx -0.79$ .

Any direction orthogonal to  $\nabla f$  is a direction of no  $z$  change. We have two choices: the direction of  $\langle 3, 1 \rangle$  and the direction of  $\langle -3, -1 \rangle$ . The unit vector in the direction of  $\langle 3, 1 \rangle$  is shown in each graph of the figure as well. The level curve at  $z = \sqrt{3}/4$  is drawn: recall that along this curve the  $z$ -values do not change. Since  $\langle 3, 1 \rangle$  is a direction of no  $z$ -change, this vector is tangent to the level curve at  $P$ .

**Example 14.3.12 Understanding when  $\nabla f = \vec{0}$ .**

Let  $f(x, y) = -x^2 + 2x - y^2 + 2y + 1$ . Find the directional derivative of  $f$  in any direction at  $P = (1, 1)$ .

**Solution.** We find  $\nabla f = \langle -2x + 2, -2y + 2 \rangle$ . At  $P$ , we have  $\nabla f(1, 1) = \langle 0, 0 \rangle$ . According to [Theorem 14.3.9](#), this is the direction of maximal increase. However,  $\langle 0, 0 \rangle$  is directionless; it has no displacement. And regardless of the unit vector  $\vec{u}$  chosen,  $D_{\vec{u}} f = 0$ .

[Figure 14.3.13](#) helps us understand what this means. We can see that  $P$  lies at the top of a paraboloid. In all directions, the instantaneous rate of change is 0.

So what is the direction of maximal increase? It is fine to give an answer of  $\vec{0} = \langle 0, 0 \rangle$ , as this indicates that all directional derivatives are 0.

The fact that the gradient of a surface always points in the direction of steepest increase/decrease is very useful, as illustrated in the following example.

**Example 14.3.14 The flow of water downhill.**

Consider the surface given by the graph of  $f(x, y) = 20 - x^2 - 2y^2$ . Water is poured on the surface at  $(1, 1/4)$ . What path does it take as it flows downhill?

**Solution.** Let  $\vec{r}(t) = \langle x(t), y(t) \rangle$  be the vector-valued function describing the path of the water in the  $xy$ -plane; we seek  $x(t)$  and  $y(t)$ . We know that water will always flow downhill in the steepest direction; therefore, at any point on its path, it will be moving in the direction of  $-\nabla f$ . (We ignore the physical effects of momentum on the water.) Thus  $\vec{r}'(t)$  will be parallel to  $\nabla f$ , and there is some constant  $c$  such that  $c\nabla f = \vec{r}'(t) = \langle x'(t), y'(t) \rangle$ .

We find  $\nabla f = \langle -2x, -4y \rangle$  and write  $x'(t)$  as  $\frac{dx}{dt}$  and  $y'(t)$  as  $\frac{dy}{dt}$ . Then

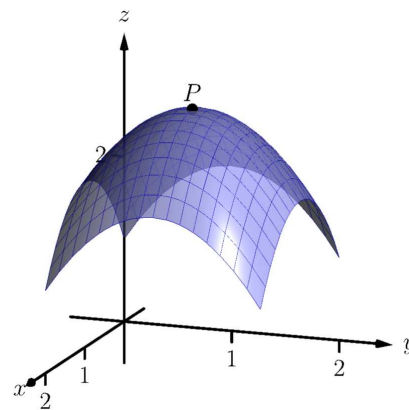
$$\begin{aligned} c\nabla f &= \langle x'(t), y'(t) \rangle \\ \langle -2cx, -4cy \rangle &= \left\langle \frac{dx}{dt}, \frac{dy}{dt} \right\rangle. \end{aligned}$$

This implies

$$\begin{aligned} -2cx &= \frac{dx}{dt} \text{ and } -4cy = \frac{dy}{dt}, \text{ i.e.,} \\ c &= -\frac{1}{2x} \frac{dx}{dt} \text{ and } c = -\frac{1}{4y} \frac{dy}{dt}. \end{aligned}$$

As  $c$  equals both expressions, we have

$$\frac{1}{2x} \frac{dx}{dt} = \frac{1}{4y} \frac{dy}{dt}.$$



**Figure 14.3.13** At the top of a paraboloid, all directional derivatives are 0

To find an explicit relationship between  $x$  and  $y$ , we can integrate both sides with respect to  $t$ . Recall from our study of differentials that  $\frac{dx}{dt} dt = dx$ . Thus:

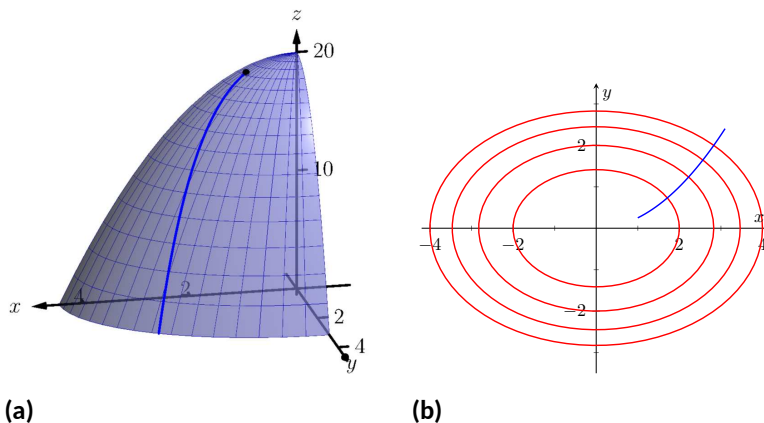
$$\begin{aligned}\int \frac{1}{2x} \frac{dx}{dt} dt &= \int \frac{1}{4y} \frac{dy}{dt} dt \\ \int \frac{1}{2x} dx &= \int \frac{1}{4y} dy \\ \frac{1}{2} \ln |x| &= \frac{1}{4} \ln |y| + C_1 \\ 2 \ln |x| &= \ln |y| + C_1 \\ \ln |x^2| &= \ln |y| + C_1\end{aligned}$$

Now raise both sides as a power of  $e$ :

$$\begin{aligned}x^2 &= e^{\ln |y| + C_1} \\ x^2 &= e^{\ln |y|} e^{C_1} \quad (\text{Note that } e^{C_1} \text{ is just a constant.}) \\ x^2 &= y C_2 \\ \frac{1}{C_2} x^2 &= y \quad (\text{Note that } 1/C_2 \text{ is just a constant.}) \\ Cx^2 &= y.\end{aligned}$$

As the water started at the point  $(1, 1/4)$ , we can solve for  $C$ :

$$C(1)^2 = \frac{1}{4} \Rightarrow C = \frac{1}{4}.$$



**Figure 14.3.15** A sketch of the surface described in [Example 14.3.14](#) along with the path in the  $xy$ -plane with the level curves

Thus the water follows the curve  $y = x^2/4$  in the  $xy$ -plane. The surface and the path of the water is graphed in [Figure 14.3.15\(a\)](#). In [Figure 14.3.15\(b\)](#), the level curves of the surface are plotted in the  $xy$ -plane, along with the curve  $y = x^2/4$ . Notice how the path intersects the level curves at right angles. As the path follows the gradient downhill, this reinforces the fact that the gradient is orthogonal to level curves.



[youtu.be/watch?v=Re0amVb6QdQ](https://youtu.be/watch?v=Re0amVb6QdQ)

**Figure 14.3.16** Discussing the significance of directional derivatives

### 14.3.2 Functions of Three Variables

The concepts of directional derivatives and the gradient are easily extended to three (and more) variables. We combine the concepts behind [Definitions 14.3.2](#) and [14.3.7](#) and [Theorem 14.3.3](#) into one set of definitions.

**Definition 14.3.17 Directional Derivatives and Gradient with Three Variables.**

Let  $w = F(x, y, z)$  be differentiable on a set  $D$  and let  $\vec{u}$  be a unit vector in  $\mathbb{R}^3$ .

1. The gradient of  $F$  is  $\nabla F = \langle F_x, F_y, F_z \rangle$ .
2. The directional derivative of  $F$  in the direction of  $\vec{u}$  is

$$D_{\vec{u}} F = \nabla F \cdot \vec{u}.$$

The same properties of the gradient given in [Theorem 14.3.9](#), when  $f$  is a function of two variables, hold for  $F$ , a function of three variables.

**Theorem 14.3.18 The Gradient and Directional Derivatives with Three Variables.**

Let  $w = F(x, y, z)$  be differentiable on a set  $D$ , let  $\nabla F$  be the gradient of  $F$ , and let  $\vec{u}$  be a unit vector.

1. The maximum value of  $D_{\vec{u}} F$  is  $\|\nabla F\|$ , obtained when the angle between  $\nabla F$  and  $\vec{u}$  is 0, i.e., the direction of maximal increase is  $\nabla F$ .
2. The minimum value of  $D_{\vec{u}} F$  is  $-\|\nabla F\|$ , obtained when the angle between  $\nabla F$  and  $\vec{u}$  is  $\pi$ , i.e., the direction of minimal increase is  $-\nabla F$ .
3.  $D_{\vec{u}} F = 0$  when  $\nabla F$  and  $\vec{u}$  are orthogonal.

We interpret the third statement of the theorem as “the gradient is orthogonal to level surfaces,” the three-variable analogue to level curves.

**Example 14.3.19 Finding directional derivatives with functions of three variables.**

If a point source  $S$  is radiating energy, the intensity  $I$  at a given point  $P$  in space is inversely proportional to the square of the distance between  $S$  and  $P$ . That is, when  $S = (0, 0, 0)$ ,  $I(x, y, z) = \frac{k}{x^2 + y^2 + z^2}$  for some constant  $k$ .

Let  $k = 1$ , let  $\vec{u} = \langle 2/3, 2/3, 1/3 \rangle$  be a unit vector, and let  $P = (2, 5, 3)$ . Measure distances in inches. Find the directional derivative of  $I$  at  $P$  in the direction of  $\vec{u}$ , and find the direction of greatest intensity increase at  $P$ .

**Solution.** We need the gradient  $\nabla I$ , meaning we need  $I_x$ ,  $I_y$  and  $I_z$ . Each partial derivative requires a simple application of the Quotient Rule, giving

$$\nabla I = \left\langle \frac{-2x}{(x^2 + y^2 + z^2)^2}, \frac{-2y}{(x^2 + y^2 + z^2)^2}, \frac{-2z}{(x^2 + y^2 + z^2)^2} \right\rangle$$

$$\begin{aligned}\nabla I(2, 5, 3) &= \left\langle \frac{-4}{1444}, \frac{-10}{1444}, \frac{-6}{1444} \right\rangle \approx \langle -0.003, -0.007, -0.004 \rangle \\ D_{\vec{u}} I &= \nabla I(2, 5, 3) \cdot \vec{u} \\ &= -\frac{17}{2166} \approx -0.0078.\end{aligned}$$

The directional derivative tells us that moving in the direction of  $\vec{u}$  from  $P$  results in a decrease in intensity of about  $-0.008$  units per inch. (The intensity is decreasing as  $\vec{u}$  moves one farther from the origin than  $P$ .)

The gradient gives the direction of greatest intensity increase. Notice that

$$\begin{aligned}\nabla I(2, 5, 3) &= \left\langle \frac{-4}{1444}, \frac{-10}{1444}, \frac{-6}{1444} \right\rangle \\ &= \frac{2}{1444} \langle -2, -5, -3 \rangle.\end{aligned}$$

That is, the gradient at  $(2, 5, 3)$  is pointing in the direction of  $\langle -2, -5, -3 \rangle$ , that is, towards the origin. That should make intuitive sense: the greatest increase in intensity is found by moving towards to source of the energy.

The directional derivative allows us to find the instantaneous rate of  $z$  change in any direction at a point. We can use these instantaneous rates of change to define lines and planes that are *tangent* to a surface at a point, which is the topic of the next section.

## 14.3.3 Exercises

## Terms and Concepts

1. What is the difference between a directional derivative and a partial derivative?
2. For  $f(x, y)$ , for what  $\vec{u}$  is  $D_{\vec{u}} f = f_x$ ?
3. For  $f(x, y)$ , for what  $\vec{u}$  is  $D_{\vec{u}} f = f_y$ ?
4. The gradient is \_\_\_\_\_ to level curves.
5. The gradient points in the direction of \_\_\_\_\_ increase.
6. It is generally more informative to view the directional derivative not as the result of a limit, but rather as the result of a \_\_\_\_\_ product.

## Problems

**Exercise Group.** In the following exercises, a function  $f(x, y)$  is given. Find  $\nabla f$ .

7.  $f(x, y) = -x^2y + xy^2 + xy$
8. Find  $\nabla f$ , where  $f(x, y) = \sin(x) \cos(y)$ .
9.  $f(x, y) = \frac{1}{x^2 + y^2 + 1}$
10. Find  $\nabla f$ , where  $f(x, y) = -4x + 3y$ .
11.  $f(x, y) = x^2 + 2y^2 - xy - 7x$
12. Find  $\nabla f$ , where  $f(x, y) = x^2y^3 - 2x$ .

**Exercise Group.** In the following exercises, a function  $f(x, y)$  and a point  $P$  are given. Find the directional derivative of  $f$  in the indicated directions. Note: these are the same functions as in [Exercises 14.3.7–14.3.12](#).

13.  $f(x, y) = -x^2y + xy^2 + xy$ ,  $P = (2, 1)$ 
  - (a) In the direction of  $\vec{v} = \langle 3, 4 \rangle$
  - (b) In the direction toward the point  $Q = (1, -1)$ .
14. Consider  $f(x, y) = \sin(x) \cos(y)$ , at  $P = (\frac{\pi}{4}, \frac{\pi}{3})$ .
  - (a) In the direction of  $\vec{v} = \langle 1, 1 \rangle$ .
  - (b) In the direction toward the point  $Q = (0, 0)$ .
15.  $f(x, y) = \frac{1}{x^2 + y^2 + 1}$ ,  $P = (1, 1)$ .
  - (a) In the direction of  $\vec{v} = \langle 1, -1 \rangle$ .
  - (b) In the direction toward the point  $Q = (-2, -2)$ .
16. Consider  $f(x, y) = -4x + 3y$ , at  $P = (5, 2)$ .
  - (a) In the direction of  $\vec{v} = \langle 3, 1 \rangle$ .
  - (b) In the direction toward the point  $Q = (2, 7)$ .
17.  $f(x, y) = x^2 + 2y^2 - xy - 7x$ ,  $P = (4, 1)$ 
  - (a) In the direction of  $\vec{v} = \langle -2, 5 \rangle$
  - (b) In the direction toward the point  $Q = (4, 0)$ .
18. Consider  $f(x, y) = x^2y^3 - 2x$ , at  $P = (1, 1)$ .
  - (a) Find the directional derivative in the direction of  $\vec{v} = \langle 3, 3 \rangle$ .
  - (b) Find the directional derivative in the direction toward the point  $Q = (1, 2)$ .

**Exercise Group.** In the following exercises, a function  $f(x, y)$  and a point  $P$  are given. Investigate the directions of maximal increase and decrease, as indicated.

Note: these are the same functions and points as in [Exercises 13–18](#).



19.  $f(x, y) = -x^2y + xy^2 + xy$ ,  $P = (2, 1)$
- Find the direction of maximal increase of  $f$  at  $P$ .
  - What is the maximal value of  $D_{\vec{u}} f$  at  $P$ ?
  - Find the direction of maximal decrease in  $f$  at  $P$ .
  - Give a direction  $\vec{u}$  such that  $D_{\vec{u}} f = 0$  at  $P$ .
20.  $f(x, y) = \sin(x) \cos(y)$ ,  $P = (\frac{\pi}{4}, \frac{\pi}{3})$ :
- Find the direction of maximal increase of  $f$  at  $P$ .
  - What is the maximal value of  $D_{\vec{u}} f$  at  $P$ ?
  - Find the direction of maximal decrease in  $f$  at  $P$ .
  - Give a direction  $\vec{u}$  such that  $D_{\vec{u}} f = 0$  at  $P$ .
21.  $f(x, y) = \frac{1}{x^2 + y^2 + 1}$ ,  $P = (1, 1)$ .
- Find the direction of maximal increase of  $f$  at  $P$ .
  - What is the maximal value of  $D_{\vec{u}} f$  at  $P$ ?
  - Find the direction of maximal decrease in  $f$  at  $P$ .
  - Give a direction  $\vec{u}$  such that  $D_{\vec{u}} f = 0$  at  $P$ .
22.  $f(x, y) = -4x + 3y$ ,  $P = (5, 4)$
- Find the direction of maximal increase of  $f$  at  $P$ .
  - What is the maximal value of  $D_{\vec{u}} f$  at  $P$ ?
  - Find the direction of maximal decrease in  $f$  at  $P$ .
  - Give a direction  $\vec{u}$  such that  $D_{\vec{u}} f = 0$  at  $P$ .
23.  $f(x, y) = x^2 + 2y^2 - xy - 7x$ ,  $P = (4, 1)$
- Find the direction of maximal increase of  $f$  at  $P$ .
  - What is the maximal value of  $D_{\vec{u}} f$  at  $P$ ?
  - Find the direction of maximal decrease in  $f$  at  $P$ .
  - Give a direction  $\vec{u}$  such that  $D_{\vec{u}} f = 0$  at  $P$ .
24. Given  $f(x, y) = x^2y^3 - 2x$ ,  $P = (1, 1)$ :
- Find the direction of maximal increase of  $f$  at  $P$ .
  - What is the maximal value of  $D_{\vec{u}} f$  at  $P$ ?
  - Find the direction of maximal decrease in  $f$  at  $P$ .
  - Give a direction  $\vec{u}$  such that  $D_{\vec{u}} f = 0$  at  $P$ .

**Exercise Group.** In the following exercises, a function  $F(x, y, z)$ , a vector  $\vec{v}$  and a point  $P$  are given. Compute the gradient of  $F$ , and the derivative of  $F$  in the direction of  $\vec{v}$  at  $P$ .

25.  $F(x, y, z) = 3x^2z^3 + 4xy - 3z^2$ ,  $\vec{v} = \langle 1, 1, 1 \rangle$ ,  $P = (3, 2, 1)$
- Compute the gradient of  $F$ .
  - Find the derivative of  $F$  at  $P$  in the direction of  $\vec{v}$ .
26.  $F(x, y, z) = \sin(x) \cos(y)e^z$ ,  $\vec{v} = \langle 2, 2, 1 \rangle$ ,  $P = (0, 0, 0)$ .
- Find  $\nabla F(x, y, z)$ .
  - Find  $D_{\vec{u}} F$  at  $P$ .
27.  $F(x, y, z) = x^2y^2 - y^2z^2$ ,  $\vec{v} = \langle -1, 7, 3 \rangle$ ,  $P = (1, 0, -1)$
- Compute the gradient of  $F$ .
  - Find the derivative of  $F$  at  $P$  in the direction of  $\vec{v}$ .
28. Given  $F(x, y, z) = \frac{2}{x^2 + y^2 + z^2}$ ,  $\vec{v} = \langle 1, 1, -2 \rangle$ ,  $P = (1, 1, 1)$ :
- Find  $\nabla F(x, y, z)$ .
  - Find  $D_{\vec{u}} F$  at  $P$ .

## 14.4 Tangent Lines, Normal Lines, and Tangent Planes

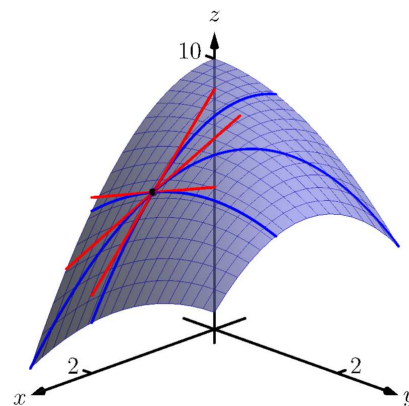
### 14.4.1 Tangent Lines

Derivatives and tangent lines go hand-in-hand. Given  $y = f(x)$ , the line tangent to the graph of  $f$  at  $x = x_0$  is the line through  $(x_0, f(x_0))$  with slope  $f'(x_0)$ ; that is, the slope of the tangent line is the instantaneous rate of change of  $f$  at  $x_0$ .

When dealing with functions of two variables, the graph is no longer a curve but a surface. At a given point on the surface, it seems there are many lines that fit our intuition of being “tangent” to the surface.

In [Subsection 11.3.2](#) we introduced the concept of the tangent plane, which could be thought of as consisting of all possible lines tangent to the surface at a given point. In this section, we explore this idea in more detail.

In [Figure 14.4.1](#) we see lines that are tangent to curves in space. Since each curve lies on a surface, it makes sense to say that the lines are also tangent to the surface. The next definition formally defines what it means to be “tangent to a surface.”



**Figure 14.4.1** Showing various lines tangent to a surface

#### Definition 14.4.2 Directional Tangent Line.

Let  $z = f(x, y)$  be differentiable on a set  $S$  containing  $(x_0, y_0)$  and let  $\vec{u} = \langle u_1, u_2 \rangle$  be a unit vector.

1. The line  $\ell_x$  through  $(x_0, y_0, f(x_0, y_0))$  parallel to  $\langle 1, 0, f_x(x_0, y_0) \rangle$  is the **tangent line to  $f$  in the direction of  $x$  at  $(x_0, y_0)$** .
2. The line  $\ell_y$  through  $(x_0, y_0, f(x_0, y_0))$  parallel to  $\langle 0, 1, f_y(x_0, y_0) \rangle$  is the **tangent line to  $f$  in the direction of  $y$  at  $(x_0, y_0)$** .
3. The line  $\ell_{\vec{u}}$  through  $(x_0, y_0, f(x_0, y_0))$  parallel to  $\langle u_1, u_2, D_{\vec{u}}f(x_0, y_0) \rangle$  is the **tangent line to  $f$  in the direction of  $\vec{u}$  at  $(x_0, y_0)$** .

It is instructive to consider each of three directions given in the definition in terms of “slope.” The direction of  $\ell_x$  is  $\langle 1, 0, f_x(x_0, y_0) \rangle$ ; that is, the “run” is one unit in the  $x$ -direction and the “rise” is  $f_x(x_0, y_0)$  units in the  $z$ -direction. Note how the slope is just the partial derivative with respect to  $x$ . A similar statement can be made for  $\ell_y$ . The direction of  $\ell_{\vec{u}}$  is  $\langle u_1, u_2, D_{\vec{u}}f(x_0, y_0) \rangle$ ; the “run” is one unit in the  $\vec{u}$  direction (where  $\vec{u}$  is a unit vector) and the “rise” is the directional derivative of  $z$  in that direction.

[Definition 14.4.2](#) leads to the following parametric equations of directional tangent lines:

$$\begin{aligned} \ell_x(t) &= \begin{cases} x = x_0 + t \\ y = y_0 \\ z = z_0 + f_x(x_0, y_0)t \end{cases} \\ \ell_y(t) &= \begin{cases} x = x_0 \\ y = y_0 + t \\ z = z_0 + f_y(x_0, y_0)t \end{cases} \\ \ell_{\vec{u}}(t) &= \begin{cases} x = x_0 + u_1t \\ y = y_0 + u_2t \\ z = z_0 + D_{\vec{u}}f(x_0, y_0)t \end{cases} . \end{aligned}$$

**Example 14.4.3 Finding directional tangent lines.**

Find the lines tangent to the surface  $z = \sin(x) \cos(y)$  at  $(\pi/2, \pi/2)$  in the  $x$  and  $y$  directions and also in the direction of  $\vec{v} = \langle -1, 1 \rangle$ .

**Solution.** The partial derivatives with respect to  $x$  and  $y$  are:

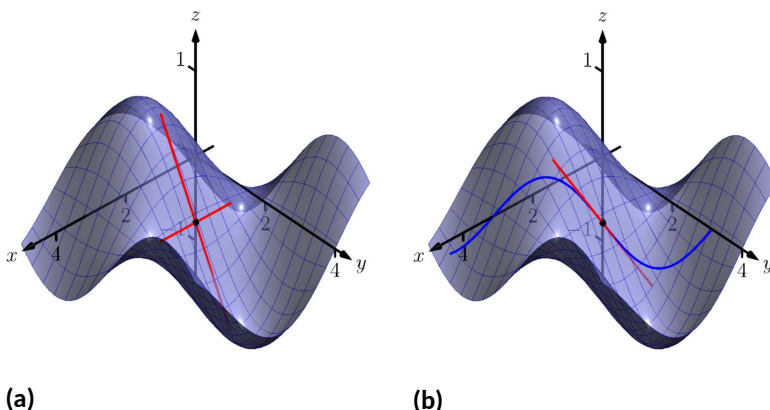
$$\begin{aligned} f_x(x, y) &= \cos(x) \cos(y) \Rightarrow f_x(\pi/2, \pi/2) = 0 \\ f_y(x, y) &= -\sin(x) \sin(y) \Rightarrow f_y(\pi/2, \pi/2) = -1. \end{aligned}$$

At  $(\pi/2, \pi/2)$ , the  $z$ -value is 0.

Thus the parametric equations of the line tangent to  $f$  at  $(\pi/2, \pi/2)$  in the directions of  $x$  and  $y$  are:

$$\ell_x(t) = \begin{cases} x = \pi/2 + t \\ y = \pi/2 \\ z = 0 \end{cases} \quad \text{and} \quad \ell_y(t) = \begin{cases} x = \pi/2 \\ y = \pi/2 + t \\ z = -t \end{cases}.$$

The two lines are shown with the surface in [Figure 14.4.4\(a\)](#).



**Figure 14.4.4** A surface and directional tangent lines in [Example 14.4.3](#)

To find the equation of the tangent line in the direction of  $\vec{v}$ , we first find the unit vector in the direction of  $\vec{v}$ :  $\vec{u} = \langle -1/\sqrt{2}, 1/\sqrt{2} \rangle$ . The directional derivative at  $(\pi/2, \pi, 2)$  in the direction of  $\vec{u}$  is

$$D_{\vec{u}} f(\pi/2, \pi, 2) = \langle 0, -1 \rangle \cdot \langle -1/\sqrt{2}, 1/\sqrt{2} \rangle = -1/\sqrt{2}.$$

Thus the directional tangent line is

$$\ell_{\vec{u}}(t) = \begin{cases} x = \pi/2 - t/\sqrt{2} \\ y = \pi/2 + t/\sqrt{2} \\ z = -t/\sqrt{2} \end{cases}.$$

The curve through  $(\pi/2, \pi/2, 0)$  in the direction of  $\vec{v}$  is shown in [Figure 14.4.4\(b\)](#) along with  $\ell_{\vec{u}}(t)$ .

**Example 14.4.5 Finding directional tangent lines.**

Let  $f(x, y) = 4xy - x^4 - y^4$ . Find the equations of *all* directional tangent lines to  $f$  at  $(1, 1)$ .

**Solution.** First note that  $f(1, 1) = 2$ . We need to compute directional derivatives, so we need  $\nabla f$ . We begin by computing partial derivatives.

$$f_x = 4y - 4x^3 \Rightarrow f_x(1, 1) = 0; f_y = 4x - 4y^3 \Rightarrow f_y(1, 1) = 0.$$

Thus  $\nabla f(1, 1) = \langle 0, 0 \rangle$ . Let  $\vec{u} = \langle u_1, u_2 \rangle$  be any unit vector. The directional derivative of  $f$  at  $(1, 1)$  will be  $D_{\vec{u}} f(1, 1) = \langle 0, 0 \rangle \cdot \langle u_1, u_2 \rangle = 0$ . It does not matter what direction we choose; the directional derivative is always 0. Therefore

$$\ell_{\vec{u}}(t) = \begin{cases} x = 1 + u_1 t \\ y = 1 + u_2 t \\ z = 2 \end{cases}.$$

Figure 14.4.6 shows a graph of  $f$  and the point  $(1, 1, 2)$ . Note that this point comes at the top of a “hill,” and therefore every tangent line through this point will have a “slope” of 0.

That is, consider any curve on the surface that goes through this point. Each curve will have a relative maximum at this point, hence its tangent line will have a slope of 0. The following section investigates the points on surfaces where all tangent lines have a slope of 0.

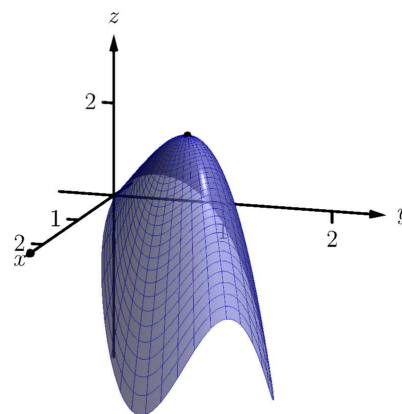


Figure 14.4.6 Graphing  $f$  in Example 14.4.5

### 14.4.2 Normal Lines

When dealing with a function  $y = f(x)$  of one variable, we stated that a line through  $(c, f(c))$  was *tangent* to  $f$  if the line had a slope of  $f'(c)$  and was *normal* (or, *perpendicular*, *orthogonal*) to  $f$  if it had a slope of  $-1/f'(c)$ . We extend the concept of normal, or orthogonal, to functions of two variables.

Let  $z = f(x, y)$  be a differentiable function of two variables. By Definition 14.4.2, at  $(x_0, y_0)$ ,  $\ell_x(t)$  is a line parallel to the vector  $\vec{d}_x = \langle 1, 0, f_x(x_0, y_0) \rangle$  and  $\ell_y(t)$  is a line parallel to  $\vec{d}_y = \langle 0, 1, f_y(x_0, y_0) \rangle$ . Since lines in these directions through  $(x_0, y_0, f(x_0, y_0))$  are *tangent* to the surface, a line through this point and orthogonal to these directions would be *orthogonal*, or *normal*, to the surface. We can use this direction to create a normal line.

The direction of the normal line is orthogonal to  $\vec{d}_x$  and  $\vec{d}_y$ , hence the direction is parallel to  $\vec{d}_n = \vec{d}_x \times \vec{d}_y$ . It turns out this cross product has a very simple form:

$$\vec{d}_x \times \vec{d}_y = \langle 1, 0, f_x \rangle \times \langle 0, 1, f_y \rangle = \langle -f_x, -f_y, 1 \rangle.$$

It is often more convenient to refer to the opposite of this direction, namely  $\langle f_x, f_y, -1 \rangle$ . This leads to a definition.

#### Definition 14.4.7 Normal Line.

Let  $z = f(x, y)$  be differentiable on a set  $S$  containing  $(x_0, y_0)$  where

$$a = f_x(x_0, y_0) \text{ and } b = f_y(x_0, y_0)$$

are defined.

1. A nonzero vector parallel to  $\vec{n} = \langle a, b, -1 \rangle$  is **orthogonal** to  $f$  at  $P = (x_0, y_0, f(x_0, y_0))$ .
2. The line  $\ell_n$  through  $P$  with direction parallel to  $\vec{n}$  is the **normal line** to  $f$  at  $P$ .

Thus the parametric equations of the normal line to a surface  $z = f(x, y)$  at  $(x_0, y_0, f(x_0, y_0))$  is:

$$\ell_n(t) = \begin{cases} x = x_0 + at \\ y = y_0 + bt \\ z = f(x_0, y_0) - t \end{cases}.$$

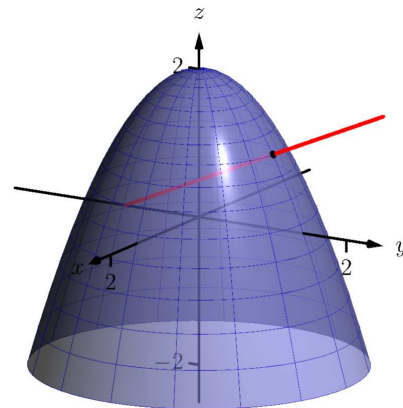
**Example 14.4.8 Finding a normal line.**

Find the equation of the normal line to  $z = -x^2 - y^2 + 2$  at  $(0, 1)$ .

**Solution.** We find  $z_x(x, y) = -2x$  and  $z_y(x, y) = -2y$ ; at  $(0, 1)$ , we have  $z_x = 0$  and  $z_y = -2$ . We take the direction of the normal line, following Definition 14.4.7, to be  $\vec{n} = \langle 0, -2, -1 \rangle$ . The line with this direction going through the point  $(0, 1, 1)$  is

$$\ell_n(t) = \begin{cases} x = 0 \\ y = -2t + 1 \\ z = -t + 1 \end{cases} \quad \text{or } \ell_n(t) = \langle 0, -2, -1 \rangle t + \langle 0, 1, 1 \rangle.$$

The surface  $z = -x^2 - y^2 + 2$ , along with the found normal line, is graphed in Figure 14.4.9.



**Figure 14.4.9** Graphing a surface with a normal line from Example 14.4.8

The direction of the normal line has many uses, one of which is the definition of the *tangent plane* which we define shortly. Another use is in measuring distances from the surface to a point. Given a point  $Q$  in space, it is a general geometric concept to define the distance from  $Q$  to the surface as being the length of the shortest line segment  $\overline{PQ}$  over all points  $P$  on the surface. This, in turn, implies that  $\overrightarrow{PQ}$  will be orthogonal to the surface at  $P$ . Therefore we can measure the distance from  $Q$  to the surface  $z = f(x, y)$  by finding a point  $P$  on the surface such that  $\overrightarrow{PQ}$  is parallel to the normal line to  $f$  at  $P$ .

**Example 14.4.10 Finding the distance from a point to a surface.**

Let  $f(x, y) = 2 - x^2 - y^2$  and let  $Q = (2, 2, 2)$ . Find the distance from  $Q$  to the surface defined by  $f$ .

**Solution.** This surface is used in Example 14.4.5, so we know that at  $(x, y)$ , the direction of the normal line will be  $\vec{d}_n = \langle -2x, -2y, -1 \rangle$ . A point  $P$  on the surface will have coordinates  $(x, y, 2 - x^2 - y^2)$ , so  $\overrightarrow{PQ} = \langle 2 - x, 2 - y, x^2 + y^2 \rangle$ . To find where  $\overrightarrow{PQ}$  is parallel to  $\vec{d}_n$ , we need to find  $x, y$  and  $c$  such that  $c\overrightarrow{PQ} = \vec{d}_n$ .

$$\begin{aligned} c\overrightarrow{PQ} &= \vec{d}_n \\ c\langle 2 - x, 2 - y, x^2 + y^2 \rangle &= \langle -2x, -2y, -1 \rangle. \end{aligned}$$

This implies

$$\begin{aligned} c(2 - x) &= -2x \\ c(2 - y) &= -2y \\ c(x^2 + y^2) &= -1 \end{aligned}$$

In each equation, we can solve for  $c$ :

$$c = \frac{-2x}{2 - x} = \frac{-2y}{2 - y} = \frac{-1}{x^2 + y^2}.$$

The first two fractions imply  $x = y$ , and so the last fraction can be rewritten as  $c = -1/(2x^2)$ . Then

$$\begin{aligned}\frac{-2x}{2-x} &= \frac{-1}{2x^2} \\ -2x(2x^2) &= -1(2-x) \\ 4x^3 &= 2-x \\ 4x^3 + x - 2 &= 0.\end{aligned}$$

This last equation is a cubic, which is not difficult to solve with a numeric solver. We find that  $x = 0.689$ , hence  $P = (0.689, 0.689, 1.051)$ . We find the distance from  $Q$  to the graph of  $f$  is

$$\|\vec{PQ}\| = \sqrt{(2-0.689)^2 + (2-0.689)^2 + (2-1.051)^2} = 2.083.$$

We can take the concept of measuring the distance from a point to a surface to find a point  $Q$  a particular distance from a surface at a given point  $P$  on the surface.

**Example 14.4.11 Finding a point a set distance from a surface.**

Let  $f(x, y) = x - y^2 + 3$ . Let  $P = (2, 1, f(2, 1)) = (2, 1, 4)$ . Find points  $Q$  in space that are 4 units from the graph of  $f$  at  $P$ . That is, find  $Q$  such that  $\|\vec{PQ}\| = 4$  and  $\vec{PQ}$  is orthogonal to  $f$  at  $P$ .

**Solution.** We begin by finding partial derivatives:

$$\begin{aligned}f_x(x, y) = 1 &\Rightarrow f_x(2, 1) = 1 \\ f_y(x, y) = -2y &\Rightarrow f_y(2, 1) = -2\end{aligned}$$

The vector  $\vec{n} = \langle 1, -2, -1 \rangle$  is orthogonal to  $f$  at  $P$ . For reasons that will become more clear in a moment, we find the unit vector in the direction of  $\vec{n}$ :

$$\vec{u} = \frac{\vec{n}}{\|\vec{n}\|} = \left\langle \frac{1}{\sqrt{6}}, -\frac{2}{\sqrt{6}}, -\frac{1}{\sqrt{6}} \right\rangle \approx \langle 0.408, -0.816, -0.408 \rangle.$$

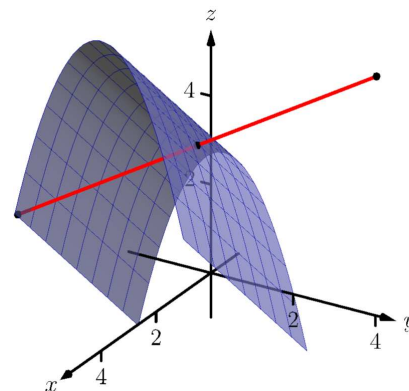
Thus a the normal line to  $f$  at  $P$  can be written as

$$\ell_n(t) = \langle 2, 1, 4 \rangle + t \langle 0.408, -0.816, -0.408 \rangle.$$

An advantage of this parametrization of the line is that letting  $t = t_0$  gives a point on the line that is  $|t_0|$  units from  $P$ . (This is because the direction of the line is given in terms of a unit vector.) There are thus two points in space 4 units from  $P$ :

$$\begin{aligned}Q_1 = \ell_n(4) &\quad Q_2 = \ell_n(-4) \\ \approx \langle 3.63, -2.27, 2.37 \rangle &\quad \approx \langle 0.37, 4.27, 5.63 \rangle\end{aligned}$$

The surface is graphed along with points  $P$ ,  $Q_1$ ,  $Q_2$  and a portion of the normal line to  $f$  at  $P$ .



**Figure 14.4.12** Graphing the surface in Example 14.4.11 along with points 4 units from the surface

### 14.4.3 Tangent Planes

We can use the direction of the normal line to define a plane. With  $a = f_x(x_0, y_0)$ ,  $b = f_y(x_0, y_0)$  and  $P = (x_0, y_0, f(x_0, y_0))$ , the vector  $\vec{n} = \langle a, b, -1 \rangle$  is orthogonal to  $f$  at  $P$ . (See [Definition 11.3.10](#).) The plane through  $P$  with normal vector  $\vec{n}$  is therefore *tangent* to  $f$  at  $P$ .

**Definition 14.4.13 Tangent Plane.**

Let  $z = f(x, y)$  be differentiable on a set  $S$  containing  $(x_0, y_0)$ , where  $a = f_x(x_0, y_0)$ ,  $b = f_y(x_0, y_0)$ ,  $\vec{n} = \langle a, b, -1 \rangle$  and  $P = (x_0, y_0, f(x_0, y_0))$ .

The plane through  $P$  with normal vector  $\vec{n}$  is the **tangent plane** to  $f$  at  $P$ . The standard form of this plane is

$$a(x - x_0) + b(y - y_0) - (z - f(x_0, y_0)) = 0.$$

**Example 14.4.14 Finding tangent planes.**

Find the equation of the tangent plane to  $z = -x^2 - y^2 + 2$  at  $(0, 1)$ .

**Solution.** Note that this is the same surface and point used in [Example 14.4.8](#). There we found  $\vec{n} = \langle 0, -2, -1 \rangle$  and  $P = (0, 1, 1)$ . Therefore the equation of the tangent plane is

$$-2(y - 1) - (z - 1) = 0.$$

The surface  $z = -x^2 - y^2 + 2$  and tangent plane are graphed in [Figure 14.4.15](#).

**Example 14.4.16 Using the tangent plane to approximate function values.**

The point  $(3, -1, 4)$  lies on the graph of an unknown differentiable function  $f$  where  $f_x(3, -1) = 2$  and  $f_y(3, -1) = -1/2$ . Find the equation of the tangent plane to  $f$  at  $P$ , and use this to approximate the value of  $f(2.9, -0.8)$ .

**Solution.** Knowing the partial derivatives at  $(3, -1)$  allows us to form the normal vector to the tangent plane,  $\vec{n} = \langle 2, -1/2, -1 \rangle$ . Thus the equation of the tangent line to  $f$  at  $P$  is:

$$2(x - 3) - 1/2(y + 1) - (z - 4) = 0 \Rightarrow z = 2(x - 3) - 1/2(y + 1) + 4. \quad (14.4.1)$$

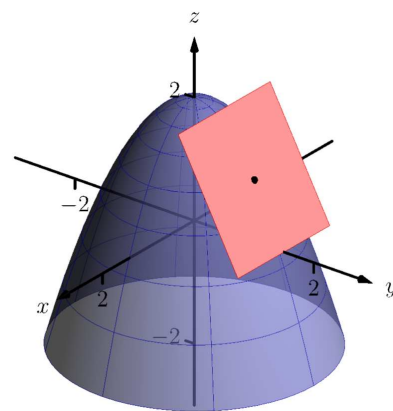
Just as tangent lines provide excellent approximations of curves near their point of intersection, tangent planes provide excellent approximations of surfaces near their point of intersection. So  $f(2.9, -0.8) \approx z(2.9, -0.8) = 3.7$ .

This is not a new method of approximation. Compare the right hand expression for  $z$  in [Equation \(14.4.1\)](#) to the total differential:

$$dz = f_x dx + f_y dy \text{ and } z = \underbrace{\underbrace{2}_{f_x} \underbrace{(x - 3)}_{dx} + \underbrace{-1/2}_{f_y} \underbrace{(y + 1)}_{dy}}_{dz} + 4.$$

Thus the “new  $z$ -value” is the sum of the change in  $z$  (i.e.,  $dz$ ) and the

When we introduced the tangent plane in [Section 11.3](#), we computed the normal vector to be  $\vec{n} = \langle -f_x(x_0, y_0), -f_y(x_0, y_0), 1 \rangle$ . Here, for convenience, we take the negative of this vector, and use  $\vec{n} = \langle f_x(x_0, y_0), f_y(x_0, y_0), -1 \rangle$ .



**Figure 14.4.15** Graphing a surface with tangent plane from [Example 14.4.14](#)

old  $z$ -value (4). As mentioned when studying the total differential, it is not uncommon to know partial derivative information about a unknown function, and tangent planes are used to give accurate approximations of the function.

### 14.4.4 The Gradient and Normal Lines, Tangent Planes

The methods developed in this section so far give a straightforward method of finding equations of normal lines and tangent planes for surfaces with explicit equations of the form  $z = f(x, y)$ . However, they do not handle implicit equations well, such as  $x^2 + y^2 + z^2 = 1$ . There is a technique that allows us to find vectors orthogonal to these surfaces based on the *gradient*.

#### Definition 14.4.17 Gradient.

Let  $w = F(x, y, z)$  be differentiable on a set  $D$  that contains the point  $(x_0, y_0, z_0)$ .

1. The **gradient** of  $F$  is  $\nabla F(x, y, z) = \langle f_x(x, y, z), f_y(x, y, z), f_z(x, y, z) \rangle$ .

2. The **gradient** of  $F$  at  $(x_0, y_0, z_0)$  is

$$\nabla F(x_0, y_0, z_0) = \langle f_x(x_0, y_0, z_0), f_y(x_0, y_0, z_0), f_z(x_0, y_0, z_0) \rangle.$$

Recall that when  $z = f(x, y)$ , the gradient  $\nabla f = \langle f_x, f_y \rangle$  is orthogonal to level curves of  $f$ . An analogous statement can be made about the gradient  $\nabla F$ , where  $w = F(x, y, z)$ . Given a point  $(x_0, y_0, z_0)$ , let  $c = F(x_0, y_0, z_0)$ . Then  $F(x, y, z) = c$  is a **level surface** that contains the point  $(x_0, y_0, z_0)$ . The following theorem states that  $\nabla F(x_0, y_0, z_0)$  is orthogonal to this level surface.

#### Theorem 14.4.18 The Gradient and Level Surfaces.

Let  $w = F(x, y, z)$  be differentiable on a set  $D$  containing  $(x_0, y_0, z_0)$  with gradient  $\nabla F$ , where  $F(x_0, y_0, z_0) = c$ .

The vector  $\nabla F(x_0, y_0, z_0)$  is orthogonal to the level surface  $F(x, y, z) = c$  at  $(x_0, y_0, z_0)$ .

The gradient at a point gives a vector orthogonal to the surface at that point. This direction can be used to find tangent planes and normal lines.

#### Example 14.4.19 Using the gradient to find a tangent plane.

Find the equation of the plane tangent to the ellipsoid  $\frac{x^2}{12} + \frac{y^2}{6} + \frac{z^2}{4} = 1$  at  $P = (1, 2, 1)$ .

**Solution.** We consider the equation of the ellipsoid as a level surface of a function  $F$  of three variables, where  $F(x, y, z) = \frac{x^2}{12} + \frac{y^2}{6} + \frac{z^2}{4}$ . The gradient is:

$$\begin{aligned}\nabla F(x, y, z) &= \langle F_x, F_y, F_z \rangle \\ &= \left\langle \frac{x}{6}, \frac{y}{3}, \frac{z}{2} \right\rangle.\end{aligned}$$

At  $P$ , the gradient is  $\nabla F(1, 2, 1) = \langle 1/6, 2/3, 1/2 \rangle$ . Thus the equation



of the plane tangent to the ellipsoid at  $P$  is

$$\frac{1}{6}(x-1) + \frac{2}{3}(y-2) + \frac{1}{2}(z-1) = 0.$$

The ellipsoid and tangent plane are graphed in [Figure 14.4.20](#).

To understand why [Theorem 14.4.18](#) is true, recall the method of implicit differentiation given in [Subsection 14.2.2](#). A level surface  $f(x, y, z) = 0$  can be viewed as defining  $z = g(x, y)$  implicitly. We found that the partial derivatives of  $z$  with respect to  $x$  and  $y$  are then given by

$$\frac{\partial z}{\partial x} = g_x(x, y) = -\frac{f_x(x, y, z)}{f_z(x, y, z)} \quad \frac{\partial z}{\partial y} = g_y(x, y) = -\frac{f_y(x, y, z)}{f_z(x, y, z)}.$$

If we plug these values into the tangent plane equation

$$z = g(a, b) + g_x(a, b)(x - a) + g_y(a, b)(y - b)$$

we get, with  $c = g(a, b)$ ,

$$z = c - \frac{f_x(a, b, c)}{f_z(a, b, c)}(x - a) - \frac{f_y(a, b, c)}{f_z(a, b, c)}(y - b).$$

If we move everything to the left-hand side of the equation and multiply through by  $f_z(a, b, c)$ , we get

$$f_x(a, b, c)(x - a) + f_y(a, b, c)(y - b) + f_z(a, b, c)(z - c) = 0,$$

which is the equation of a plane with normal vector  $\nabla f(a, b, c)$ .

#### Example 14.4.21 Finding the tangent plane of a level surface.

Determine the equation of the tangent plane to the level surface  $x^2yz^3 - \sin(x - 3z) + 4xy^2 - 3yz = 0$  at the point  $(3, 0, 1)$ . (Note that this is the same problem as [Example 14.2.15](#).)

**Solution.** With  $f(x, y, z) = x^2yz^3 - \sin(x - 3z) + 4xy^2 - 3yz$  we have

$$f_x(x, y, z) = 2xyz^3 - \cos(x - 3z) + 4y^2 \quad f_x(3, 0, 1) = -1$$

$$f_y(x, y, z) = x^2z^3 + 8xy - 3z \quad f_y(3, 0, 1) = 6$$

$$f_z(x, y, z) = 3x^2yz^2 + 3\cos(x - 3z) - 3y \quad f_z(3, 0, 1) = 3.$$

The equation of the tangent plane is therefore

$$-1(x - 3) + 6y + 3(z - 1) = 0.$$

Note that solving for  $z$  gives  $z = 1 + \frac{1}{3}(x - 3) - 2y$ , which is the same result as [Example 14.2.15](#).

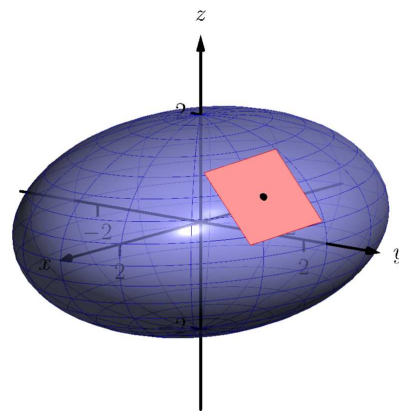


Figure 14.4.20 An ellipsoid and its tangent plane at a point

Tangent lines and planes to surfaces have many uses, including the study of instantaneous rates of changes and making approximations. Normal lines also have many uses. In this section we focused on using them to measure distances from a surface. Another interesting application is in computer graphics, where the effects of light on a surface are determined using normal vectors.

The next section investigates another use of partial derivatives: determining relative extrema. When dealing with functions of the form  $y = f(x)$ , we found relative extrema by finding  $x$  where  $f'(x) = 0$ . We can start finding relative extrema of  $z = f(x, y)$  by setting  $f_x$  and  $f_y$  to 0, but it turns out that there is more to consider.

## 14.4.5 Exercises

## Terms and Concepts

1. Explain how the vector  $\vec{v} = \langle 1, 0, 3 \rangle$  can be thought of as having a “slope” of 3.
2. Explain how the vector  $\vec{v} = \langle 0.6, 0.8, -2 \rangle$  can be thought of as having a “slope” of  $-2$ .
3. True or False? Let  $z = f(x, y)$  be differentiable at  $P$ . If  $\vec{n}$  is a normal vector to the tangent plane of  $f$  at  $P$ , then  $\vec{n}$  is orthogonal to  $\ell_x$  and  $\ell_y$  at  $P$ . (☐ True ☐ False)
4. Explain in your own words why we do not refer to *the* tangent line to a surface at a point, but rather to *directional* tangent lines to a surface at a point.

## Problems

**Exercise Group.** A function  $f(x, y)$ , a vector  $\vec{v}$  and a point  $P$  are given. Give the parametric equations of the following directional tangent lines to  $z = f(x, y)$  at  $P$ :

- (a)  $\ell_x(t)$
- (b)  $\ell_y(t)$
- (c)  $\ell_{\vec{u}}(t)$ , where  $\vec{u}$  is the unit vector in the direction of  $\vec{v}$ .

5.  $f(x, y) = 2x^2y - 4xy^2$ ,  $\vec{v} = \langle 1, 3 \rangle$ ,  $P = (2, 3)$ .
6.  $f(x, y) = 3 \cos(x) \sin(y)$ ,  $\vec{v} = \langle 1, 2 \rangle$ ,  $P = (\pi/3, \pi/6)$
7.  $f(x, y) = 3x - 5y$ ,  $\vec{v} = \langle 1, 1 \rangle$ ,  $P = (4, 2)$ .
8.  $f(x, y) = x^2 - 2x - y^2 + 4y$ ,  $\vec{v} = \langle 1, 1 \rangle$ ,  $P = (1, 2)$

**Exercise Group.** A function  $f(x, y)$  and a point  $P$  are given. Find the equation of the normal line to  $z = f(x, y)$  at  $P$ . Note: these are the same functions as in [Exercises 5–8](#).

9.  $f(x, y) = 2x^2y - 4xy^2$ ,  $P = (2, 3)$ .
10.  $f(x, y) = 3 \cos(x) \sin(y)$  and  $P = (\pi/3, \pi/6)$
11.  $f(x, y) = 3x - 5y$ ,  $P = (4, 2)$ .
12.  $f(x, y) = x^2 - 2x - y^2 + 4y$  and  $P = (1, 2)$

**Exercise Group.** A function  $f(x, y)$  and a point  $P$  are given. Find the two points that are 2 units from the surface  $z = f(x, y)$  at  $P$ . Note: these are the same functions as in [Exercises 5–8](#).

13.  $f(x, y) = 2x^2y - 4xy^2$ ,  $P = (2, 3)$ .
14.  $f(x, y) = 3 \cos(x) \sin(y)$ ,  $P = (\pi/3, \pi/6)$ .
15.  $f(x, y) = 3x - 5y$ ,  $P = (4, 2)$ .
16.  $f(x, y) = x^2 - 2x - y^2 + 4y$ ,  $P = (1, 2)$ .

**Exercise Group.** A function  $f(x, y)$  and a point  $P$  are given. Find an equation of the tangent plane to  $z = f(x, y)$  at  $P$ . Note: these are the same functions as in [Exercises 5–8](#).

17.  $f(x, y) = 2x^2y - 4xy^2$ ,  $P = (2, 3)$ .
18.  $f(x, y) = 3 \cos(x) \sin(y)$ ,  $P = (\pi/3, \pi/6)$ .
19.  $f(x, y) = 3x - 5y$ ,  $P = (4, 2)$ .
20.  $f(x, y) = x^2 - 2x - y^2 + 4y$ ,  $P = (1, 2)$

**Exercise Group.** An implicitly defined function of  $x$ ,  $y$  and  $z$  is given, along with a point  $P$  that lies on the surface. Use the gradient  $\nabla F$  to:

- (a) find the equation of the normal line to the surface at  $P$ , and
- (b) find the equation of the plane tangent to the surface at  $P$ .

21.  $\frac{x^2}{8} + \frac{y^2}{4} + \frac{z^2}{16} = 1$ , at  $P = (1, \sqrt{2}, \sqrt{6})$
22.  $z^2 - \frac{x^2}{4} - \frac{y^2}{9} = 0$ , at  $P = (4, -3, \sqrt{5})$
23.  $xy^2 - xz^2 = 0$ , at  $P = (2, 1, -1)$
24.  $\sin(xy) + \cos(yz) = 1$ , at  $P = (2, \pi/12, 4)$

## 14.5 Extreme Values

### 14.5.1 Critical Points of Functions of Two Variables

Given a function  $f(x, y)$ , we are often interested in points where  $z = f(x, y)$  takes on the largest or smallest values. For instance, if  $f$  represents a cost function, we would likely want to know what  $(x, y)$  values minimize the cost. If  $f$  represents the ratio of a volume to surface area, we would likely want to know where  $f$  is greatest. This leads to the following definition.

#### Definition 14.5.2 Relative and Absolute Extrema.

Let  $z = f(x, y)$  be defined on a set  $S$  containing the point  $P = (x_0, y_0)$ .

1. If  $f(x_0, y_0) \geq f(x, y)$  for all  $(x, y)$  in  $S$ , then  $f$  has an **absolute maximum** at  $P$ . If  $f(x_0, y_0) \leq f(x, y)$  for all  $(x, y)$  in  $S$ , then  $f$  has an **absolute minimum** at  $P$ .
2. If there is an open disk  $D$  containing  $P$  such that  $f(x_0, y_0) \geq f(x, y)$  for all points  $(x, y)$  that are in both  $D$  and  $S$ , then  $f$  has a **relative maximum** at  $P$ . If there is an open disk  $D$  containing  $P$  such that  $f(x_0, y_0) \leq f(x, y)$  for all points  $(x, y)$  that are in both  $D$  and  $S$ , then  $f$  has a **relative minimum** at  $P$ .
3. If  $f$  has an absolute maximum or minimum at  $P$ , then  $f$  has an **absolute extremum** at  $P$ . If  $f$  has a relative maximum or minimum at  $P$ , then  $f$  has a **relative extremum** at  $P$ .

If  $f$  has a relative or absolute maximum at  $(x_0, y_0)$ , it means every curve on the graph of  $f$  through  $(x_0, y_0, f(x_0, y_0))$  will also have a relative or absolute maximum at  $P$ . Recalling what we learned in [Section 3.1](#), the slopes of the tangent lines to these curves at  $P$  must be 0 or undefined. Since directional derivatives are computed using  $f_x$  and  $f_y$ , we are led to the following definition and theorem.

#### Definition 14.5.3 Critical Point.

Let  $z = f(x, y)$  be continuous on a set  $S$ . A **critical point**  $P = (x_0, y_0)$  of  $f$  is a point in  $S$  such that, at  $P$ ,

- $f_x(x_0, y_0) = 0$  and  $f_y(x_0, y_0) = 0$ , or
- $f_x(x_0, y_0)$  and/or  $f_y(x_0, y_0)$  is undefined.

#### Theorem 14.5.4 Critical Points and Relative Extrema.

Let  $z = f(x, y)$  be defined on an open set  $S$  containing  $P = (x_0, y_0)$ . If  $f$  has a relative extrema at  $P$ , then  $P$  is a critical point of  $f$ .

Therefore, to find relative extrema, we find the critical points of  $f$  and determine which correspond to relative maxima, relative minima, or neither. The following examples demonstrate this process.



[youtu.be/watch?v=smAvod2dFsw](https://youtu.be/watch?v=smAvod2dFsw)

**Figure 14.5.1** Introducing extreme values for functions of several variables



[youtu.be/watch?v=smAvod2dFsw](https://youtu.be/watch?v=smAvod2dFsw)

**Figure 14.5.5** Finding critical points

**Example 14.5.6 Finding critical points and relative extrema.**

Let  $f(x, y) = x^2 + y^2 - xy - x - 2$ . Find the relative extrema of  $f$ .

**Solution.** We start by computing the partial derivatives of  $f$ :

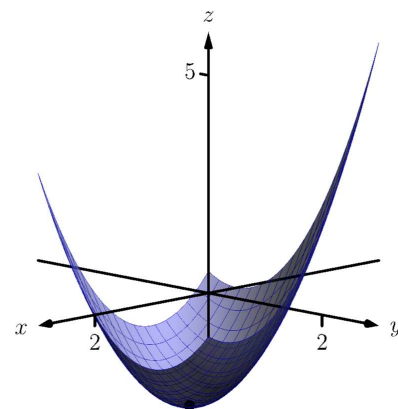
$$f_x(x, y) = 2x - y - 1 \quad \text{and} \quad f_y(x, y) = 2y - x.$$

Each is never undefined. A critical point occurs when  $f_x$  and  $f_y$  are simultaneously 0, leading us to solve the following system of linear equations:

$$2x - y - 1 = 0 \quad \text{and} \quad -x + 2y = 0.$$

This solution to this system is  $x = 2/3$ ,  $y = 1/3$ . (Check that at  $(2/3, 1/3)$ , both  $f_x$  and  $f_y$  are 0.)

The graph in [Figure 14.5.7](#) shows  $f$  along with this critical point. It is clear from the graph that this is a relative minimum; further consideration of the function shows that this is actually the absolute minimum.



**Figure 14.5.7** The surface in [Example 14.5.6](#) with its absolute minimum indicated

**Example 14.5.8 Finding critical points and relative extrema.**

Let  $f(x, y) = -\sqrt{x^2 + y^2} + 2$ . Find the relative extrema of  $f$ .

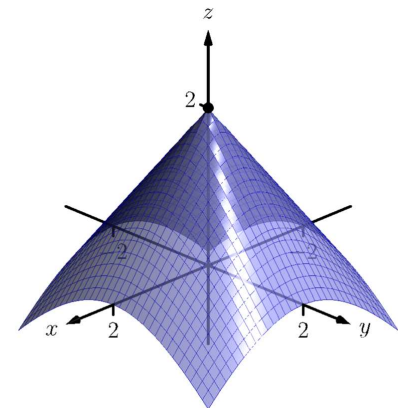
**Solution.** We start by computing the partial derivatives of  $f$ :

$$f_x(x, y) = \frac{-x}{\sqrt{x^2 + y^2}} \quad \text{and} \quad f_y(x, y) = \frac{-y}{\sqrt{x^2 + y^2}}.$$

It is clear that  $f_x = 0$  when  $x = 0$  &  $y \neq 0$ , and that  $f_y = 0$  when  $y = 0$  &  $x \neq 0$ . At  $(0, 0)$ , both  $f_x$  and  $f_y$  are *not* 0, but rather undefined. The point  $(0, 0)$  is still a critical point, though, because the partial derivatives are undefined. This is the only critical point of  $f$ .

The graph of  $f$  is plotted in [Figure 14.5.9](#) along with the point  $(0, 0, 2)$ .

The graph shows that this point is the absolute maximum of  $f$ .



**Figure 14.5.9** The surface in [Example 14.5.8](#) with its absolute maximum indicated

In each of the previous two examples, we found a critical point of  $f$  and then determined whether or not it was a relative (or absolute) maximum or minimum by graphing. It would be nice to be able to determine whether a critical point corresponded to a max or a min without a graph. Before we develop such a test, we do one more example that sheds more light on the issues our test needs to consider.

**Example 14.5.10 Finding critical points and relative extrema.**

Let  $f(x, y) = x^3 - 3x - y^2 + 4y$ . Find the relative extrema of  $f$ .

**Solution.** Once again we start by finding the partial derivatives of  $f$ :

$$f_x(x, y) = 3x^2 - 3 \quad \text{and} \quad f_y(x, y) = -2y + 4.$$

Each is always defined. Setting each equal to 0 and solving for  $x$  and  $y$ , we find

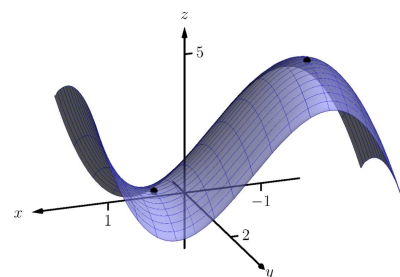
$$\begin{aligned} f_x(x, y) = 0 &\Rightarrow x = \pm 1 \\ f_y(x, y) = 0 &\Rightarrow y = 2. \end{aligned}$$

We have two critical points:  $(-1, 2)$  and  $(1, 2)$ . To determine if they

correspond to a relative maximum or minimum, we consider the graph of  $f$  in Figure 14.5.11.

The critical point  $(-1, 2)$  clearly corresponds to a relative maximum. However, the critical point at  $(1, 2)$  is neither a maximum nor a minimum, displaying a different, interesting characteristic.

If one walks parallel to the  $y$ -axis towards this critical point, then this point becomes a relative maximum along this path. But if one walks towards this point parallel to the  $x$ -axis, this point becomes a relative minimum along this path. A point that seems to act as both a max and a min is a **saddle point**. A formal definition follows.



**Figure 14.5.11** The surface in Example 14.5.10 with both critical points marked

**Definition 14.5.12 Saddle Point.**

Let  $P = (x_0, y_0)$  be in the domain of  $f$  where  $f_x = 0$  and  $f_y = 0$  at  $P$ . We say  $P$  is a **saddle point** of  $f$  if, for every open disk  $D$  containing  $P$ , there are points  $(x_1, y_1)$  and  $(x_2, y_2)$  in  $D$  such that  $f(x_0, y_0) > f(x_1, y_1)$  and  $f(x_0, y_0) < f(x_2, y_2)$ .

At a saddle point, the instantaneous rate of change in all directions is 0 and there are points nearby with  $z$ -values both less than and greater than the  $z$ -value of the saddle point.

Before Example 14.5.10 we mentioned the need for a test to differentiate between relative maxima and minima. We now recognize that our test also needs to account for saddle points. To do so, we consider the second partial derivatives of  $f$ .

Recall that with single variable functions, such as  $y = f(x)$ , if  $f''(c) > 0$ , then  $f$  is concave up at  $c$ , and if  $f'(c) = 0$ , then  $f$  has a relative minimum at  $x = c$ . (We called this the Second Derivative Test.) Note that at a saddle point, it seems the graph is “both” concave up and concave down, depending on which direction you are considering.

It would be nice if the following were true:

$$\begin{array}{ll} f_{xx} \text{ and } f_{yy} > 0 & \Rightarrow \text{relative minimum} \\ f_{xx} \text{ and } f_{yy} < 0 & \Rightarrow \text{relative maximum} \\ f_{xx} \text{ and } f_{yy} \text{ have opposite signs} & \Rightarrow \text{saddle point.} \end{array}$$

However, this is not the case. Functions  $f$  exist where  $f_{xx}$  and  $f_{yy}$  are both positive but a saddle point still exists. In such a case, while the concavity in the  $x$ -direction is up (i.e.,  $f_{xx} > 0$ ) and the concavity in the  $y$ -direction is also up (i.e.,  $f_{yy} > 0$ ), the concavity switches somewhere in between the  $x$ - and  $y$ -directions.

To account for this, consider  $D = f_{xx}f_{yy} - f_{xy}f_{yx}$ . Since  $f_{xy}$  and  $f_{yx}$  are equal when continuous (refer back to Theorem 11.3.15), we can rewrite this as  $D = f_{xx}f_{yy} - f_{xy}^2$ .  $D$  can be used to test whether the concavity at a point changes depending on direction. If  $D > 0$ , the concavity does not switch (i.e., at that point, the graph is concave up or down in all directions). If  $D < 0$ , the concavity does switch. If  $D = 0$ , our test fails to determine whether concavity switches or not. We state the use of  $D$  in the following theorem.

**Theorem 14.5.13 Second Derivative Test.**

Let  $R$  be an open set on which a function  $z = f(x, y)$  and all its first and second partial derivatives are defined, let  $P = (x_0, y_0)$  be a critical

point of  $f$  in  $R$ , and let

$$D = f_{xx}(x_0, y_0)f_{yy}(x_0, y_0) - f_{xy}^2(x_0, y_0).$$

1. If  $D > 0$  and  $f_{xx}(x_0, y_0) > 0$ , then  $f$  has a relative minimum at  $P$ .
2. If  $D > 0$  and  $f_{xx}(x_0, y_0) < 0$ , then  $f$  has a relative maximum at  $P$ .
3. If  $D < 0$ , then  $f$  has a saddle point at  $P$ .
4. If  $D = 0$ , the test is inconclusive.

We first practice using this test with the function in the previous example, where we visually determined we had a relative maximum and a saddle point.

#### Example 14.5.15 Using the Second Derivative Test.

Let  $f(x, y) = x^3 - 3x - y^2 + 4y$  as in [Example 14.5.10](#). Determine whether the function has a relative minimum, maximum, or saddle point at each critical point.

**Solution.** We determined previously that the critical points of  $f$  are  $(-1, 2)$  and  $(1, 2)$ . To use the Second Derivative Test, we must find the second partial derivatives of  $f$ :

$$f_{xx} = 6x; \quad f_{yy} = -2; \quad f_{xy} = 0.$$

Thus  $D(x, y) = -12x$ .

At  $(-1, 2)$ :  $D(-1, 2) = 12 > 0$ , and  $f_{xx}(-1, 2) = -6$ . By the Second Derivative Test,  $f$  has a relative maximum at  $(-1, 2)$ .

At  $(1, 2)$ :  $D(1, 2) = -12 < 0$ . The Second Derivative Test states that  $f$  has a saddle point at  $(1, 2)$ .

The Second Derivative Test confirmed what we determined visually.

#### Example 14.5.16 Using the Second Derivative Test.

Find the relative extrema of  $f(x, y) = x^2y + y^2 + xy$ .

**Solution.** We start by finding the first and second partial derivatives of  $f$ :

$$\begin{aligned} f_x &= 2xy + y & f_y &= x^2 + 2y + x \\ f_{xx} &= 2y & f_{yy} &= 2 \\ f_{xy} &= 2x + 1 & f_{yx} &= 2x + 1. \end{aligned}$$

We find the critical points by finding where  $f_x$  and  $f_y$  are simultaneously 0 (they are both never undefined). Setting  $f_x = 0$ , we have:

$$f_x = 0 \Rightarrow 2xy + y = 0 \Rightarrow y(2x + 1) = 0.$$

This implies that for  $f_x = 0$ , either  $y = 0$  or  $2x + 1 = 0$ .

Assume  $y = 0$  then consider  $f_y = 0$ :

$$f_y = 0$$



[youtu.be/watch?v=xap1euljzww](https://youtu.be/watch?v=xap1euljzww)

Figure 14.5.14 Presenting the second derivative test

$$\begin{aligned}x^2 + 2y + x &= 0, & \text{and since } y = 0, \text{ we have} \\x^2 + x &= 0 \\x(x + 1) &= 0.\end{aligned}$$

Thus if  $y = 0$ , we have either  $x = 0$  or  $x = -1$ , giving two critical points:  $(-1, 0)$  and  $(0, 0)$ .

Going back to  $f_x$ , now assume  $2x + 1 = 0$ , i.e., that  $x = -1/2$ , then consider  $f_y = 0$ :

$$\begin{aligned}f_y &= 0 \\x^2 + 2y + x &= 0, & \text{and since } x = -1/2, \text{ we have} \\1/4 + 2y - 1/2 &= 0 \\y &= 1/8.\end{aligned}$$

Thus if  $x = -1/2$ ,  $y = 1/8$  giving the critical point  $(-1/2, 1/8)$ .

With  $D = 4y - (2x + 1)^2$ , we apply the Second Derivative Test to each critical point.

At  $(-1, 0)$ ,  $D < 0$ , so  $(-1, 0)$  is a saddle point.

At  $(0, 0)$ ,  $D < 0$ , so  $(0, 0)$  is also a saddle point.

At  $(-1/2, 1/8)$ ,  $D > 0$  and  $f_{xx} > 0$ , so  $(-1/2, 1/8)$  is a relative minimum.

Figure 14.5.17 shows a graph of  $f$  and the three critical points. Note how this function does not vary much near the critical points — that is, visually it is difficult to determine whether a point is a saddle point or relative minimum (or even a critical point at all!). This is one reason why the Second Derivative Test is so important to have.

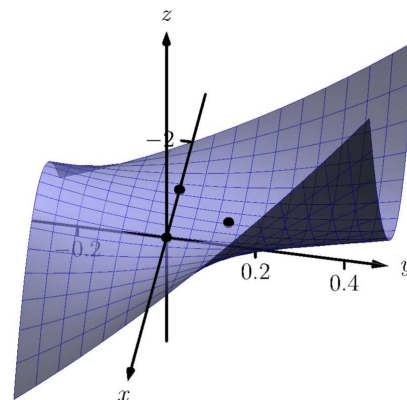


Figure 14.5.17 Graphing  $f$  from Example 14.5.16 and its relative extrema

## 14.5.2 Constrained Optimization

When optimizing functions of one variable such as  $y = f(x)$ , we made use of Theorem 3.1.4, the Extreme Value Theorem, that said that over a closed interval  $I = [a, b]$ , a continuous function has both a maximum and minimum value. To find these maximum and minimum values, we evaluated  $f$  at all critical points in the interval, as well as at the endpoints (the “boundary”) of the interval.

A similar theorem and procedure applies to functions of two variables. A continuous function over a closed set also attains a maximum and minimum value (see the following theorem). We can find these values by evaluating the function at the critical values in the set and over the boundary of the set. After formally stating this extreme value theorem, we give examples.

### Theorem 14.5.19 Extreme Value Theorem.

Let  $z = f(x, y)$  be a continuous function on a closed, bounded set  $S$ . Then  $f$  has a maximum and minimum value on  $S$ .

### Example 14.5.20 Finding extrema on a closed set.

Let  $f(x, y) = x^2 - y^2 + 5$  and let  $S$  be the triangle with vertices  $(-1, -2)$ ,  $(0, 1)$  and  $(2, -2)$ . Find the maximum and minimum values of  $f$  on  $S$ .

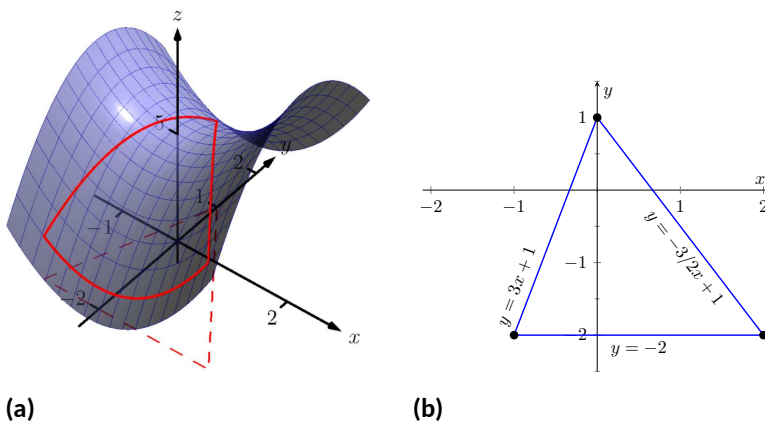
**Solution.** It can help to see a graph of  $f$  along with the set  $S$ . In



[youtu.be/watch?v=XysapWrA7eA](https://youtu.be/watch?v=XysapWrA7eA)

Figure 14.5.18 Two more examples with classification of critical points

Figure 14.5.21(a) the triangle defining  $S$  is shown in the  $xy$ -plane in a dashed line. Above it is the graph of  $f$ ; we are only concerned with the portion of the surface  $z = f(x, y)$  enclosed by the “triangle”.



**Figure 14.5.21** Plotting the graph of  $f$  along with the restricted domain  $S$  in Example 14.5.20

We begin by finding the critical points of  $f$ . With  $f_x = 2x$  and  $f_y = -2y$ , we find only one critical point, at  $(0, 0)$ .

We now find the maximum and minimum values that  $f$  attains along the boundary of  $S$ , that is, along the edges of the triangle. In Figure 14.5.21(b) we see the triangle sketched in the plane with the equations of the lines forming its edges labeled.

Start with the bottom edge, along the line  $y = -2$ . If  $y$  is  $-2$ , then on the surface, we are considering points  $f(x, -2)$ ; that is, our function reduces to  $f(x, -2) = x^2 - (-2)^2 + 5 = x^2 + 1 = f_1(x)$ . We want to maximize/minimize  $f_1(x) = x^2 + 1$  on the interval  $[-1, 2]$ . To do so, we evaluate  $f_1(x)$  at its critical points and at the endpoints.

The critical points of  $f_1$  are found by setting its derivative equal to 0:

$$f_1'(x) = 0 \quad \Rightarrow \quad x = 0.$$

Evaluating  $f_1$  at this critical point, and at the endpoints of  $[-1, 2]$  gives:

$$\begin{aligned} f_1(-1) &= 2 & \Rightarrow & f(-1, -2) = 2 \\ f_1(0) &= 1 & \Rightarrow & f(0, -2) = 1 \\ f_1(2) &= 5 & \Rightarrow & f(2, -2) = 5. \end{aligned}$$

Notice how evaluating  $f_1$  at a point is the same as evaluating  $f$  at its corresponding point.

We need to do this process twice more, for the other two edges of the triangle.

Along the left edge, along the line  $y = 3x + 1$ , we substitute  $3x + 1$  in for  $y$  in  $f(x, y)$ :

$$f(x, y) = f(x, 3x + 1) = x^2 - (3x + 1)^2 + 5 = -8x^2 - 6x + 4 = f_2(x).$$

We want the maximum and minimum values of  $f_2$  on the interval  $[-1, 0]$ , so we evaluate  $f_2$  at its critical points and the endpoints of the interval.

We find the critical points:

$$f_2'(x) = -16x - 6 = 0 \quad \Rightarrow \quad x = -3/8.$$



Evaluate  $f_2$  at its critical point and the endpoints of  $[-1, 0]$ :

$$\begin{aligned} f_2(-1) = 2 &\Rightarrow f(-1, -2) = 2 \\ f_2(-3/8) = 41/8 = 5.125 &\Rightarrow f(-3/8, -0.125) = 5.125 \\ f_2(0) = 4 &\Rightarrow f(0, 1) = 4. \end{aligned}$$

Finally, we evaluate  $f$  along the right edge of the triangle, where  $y = -3/2x + 1$ .

$$f(x, y) = f(x, -3/2x + 1) = x^2 - (-3/2x + 1)^2 + 5 = -\frac{5}{4}x^2 + 3x + 4 = f_3(x).$$

The critical points of  $f_3(x)$  are:

$$f'_3(x) = 0 \Rightarrow x = 6/5 = 1.2.$$

We evaluate  $f_3$  at this critical point and at the endpoints of the interval  $[0, 2]$ :

$$\begin{aligned} f_3(0) = 4 &\Rightarrow f(0, 1) = 4 \\ f_3(1.2) = 5.8 &\Rightarrow f(1.2, -0.8) = 5.8 \\ f_3(2) = 5 &\Rightarrow f(2, -2) = 5. \end{aligned}$$

One last point to test: the critical point of  $f$ ,  $(0, 0)$ . We find  $f(0, 0) = 5$ . We have evaluated  $f$  at a total of 7 different places, all shown in Figure 14.5.21(b). We checked each vertex of the triangle twice, as each showed up as the endpoint of an interval twice. Of all the  $z$ -values found, the maximum is 5.8, found at  $(1.2, -0.8)$ ; the minimum is 1, found at  $(0, -2)$ .

This portion of the text is entitled “Constrained Optimization” because we want to optimize a function (i.e., find its maximum and/or minimum values) subject to a *constraint* — some limit to what values the function can attain. In the previous example, we constrained ourselves by considering a function only within the boundary of a triangle. This was largely arbitrary; the function and the boundary were chosen just as an example, with no real “meaning” behind the function or the chosen constraint.

However, solving constrained optimization problems is a very important topic in applied mathematics. The techniques developed here are the basis for solving larger problems, where more than two variables are involved.

We illustrate the technique once more with a classic problem.

#### Example 14.5.24 Constrained Optimization.

The U.S. Postal Service states that the girth+length of Standard Post Package must not exceed 130". Given a rectangular box, the “length” is the longest side, and the “girth” is twice the width+height. Given a rectangular box where the width and height are equal, what are the dimensions of the box that give the maximum volume subject to the constraint of the size of a Standard Post Package?

**Solution.** Let  $w$ ,  $h$  and  $\ell$  denote the width, height and length of a rectangular box; we assume here that  $w = h$ . The girth is then  $2(w + h) = 4w$ . The volume of the box is  $V(w, \ell) = wh\ell = w^2\ell$ . We wish to maximize

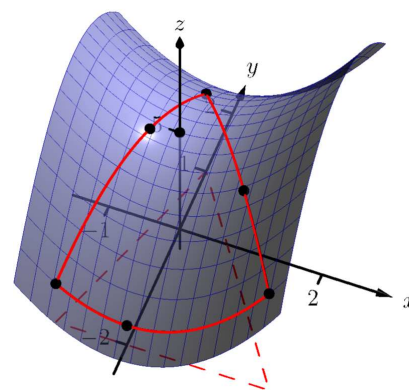


Figure 14.5.22 The graph of  $f$  along with important points along the boundary of  $S$  and the interior in Example 14.5.20



[youtu.be/watch?v=dilso\\_CfGcQ](https://youtu.be/watch?v=dilso_CfGcQ)

Figure 14.5.23 Finding extreme values

this volume subject to the constraint  $4w + \ell \leq 130$ , or  $\ell \leq 130 - 4w$ . (Common sense also indicates that  $\ell > 0, w > 0$ .)

We begin by finding the critical values of  $V$ . We find that  $V_w = 2w\ell$  and  $V_\ell = w^2$ ; these are simultaneously 0 at points of the form  $(0, \ell)$ . These give a volume of 0, so we can ignore these critical points.

We now consider the volume along the constraint  $\ell = 130 - 4w$ . Along this line, we have:

$$V(w, \ell) = V(w, 130 - 4w) = w^2(130 - 4w) = 130w^2 - 4w^3 = V_1(w).$$

The constraint is applicable on the  $w$ -interval  $[0, 32.5]$  as indicated in the figure. Thus we want to maximize  $V_1$  on  $[0, 32.5]$ .

Finding the critical values of  $V_1$ , we take the derivative and set it equal to 0:

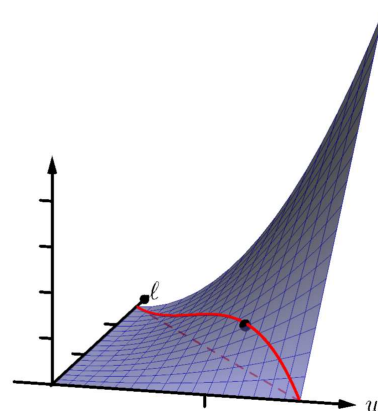
$$V_1'(w) = 260w - 12w^2 = 0 \Rightarrow w(260 - 12w) = 0 \Rightarrow w = 0, \frac{260}{12} \approx 21.67.$$

We found two critical values: when  $w = 0$  and when  $w = 21.67$ . We again ignore the  $w = 0$  solution; the maximum volume, subject to the constraint, comes at  $w = h = 21.67, \ell = 130 - 4(21.6) = 43.33$ . This gives a volume of  $V(21.67, 43.33) \approx 20,343 \text{ in}^3$ .

The volume function  $V(w, \ell)$  is shown in Figure 14.5.25 along with the constraint  $\ell = 130 - 4w$ . As done previously, the constraint is drawn dashed in the  $xy$ -plane and also along the graph of the function. The point where the volume is maximized is indicated.

It is hard to overemphasize the importance of optimization. In “the real world,” we routinely seek to make *something* better. By expressing the *something* as a mathematical function, “making *something* better” means “optimize *some function*.”

The techniques shown here are only the beginning of an incredibly important field. Many functions that we seek to optimize are incredibly complex, making the step of “find the gradient and set it equal to  $\vec{0}$ ” highly nontrivial. Mastery of the principles here are key to being able to tackle these more complicated problems.



**Figure 14.5.25** Graphing the volume of a box with girth  $4w$  and length  $\ell$ , subject to a size constraint

## 14.5.3 Exercises

## Terms and Concepts

1. True or False? Theorem 14.5.4 states that if  $f$  has a critical point at  $P$ , then  $f$  has a relative extrema at  $P$ . (☐ True ☐ False)
2. True or False? A point  $P$  is a critical point of  $f$  if  $f_x$  and  $f_y$  are both 0 at  $P$ . (☐ True ☐ False)
3. True or False? A point  $P$  is a critical point of  $f$  if  $f_x$  or  $f_y$  are undefined at  $P$ . (☐ True ☐ False)
4. Explain what it means to “solve a constrained optimization” problem.

## Problems

**Exercise Group.** Find the critical points of the given function. Use the Second Derivative Test to determine if each critical point corresponds to a relative maximum, minimum, or saddle point.

- |  |  |
|--|--|
| 5. $f(x, y) = \frac{1}{2}x^2 + 2y^2 - 8y + 4x$ | 6. $f(x, y) = x^2 + 4x + y^2 - 9y + 3xy$                 |
| 7. $f(x, y) = x^2 + 3y^2 - 6y + 4xy$           | 8. $f(x, y) = \frac{1}{x^2 + y^2 + 1}$                   |
| 9. $f(x, y) = x^2 + y^3 - 3y + 1$              | 10. $f(x, y) = \frac{1}{3}x^3 - x + \frac{1}{3}y^3 - 4y$ |
| 11. $f(x, y) = x^2y^2$                         | 12. $f(x, y) = x^4 - 2x^2 + y^3 - 27y - 15$              |
| 13. $f(x, y) = \sqrt{16 - (x - 3)^2 - y^2}$    | 14. $f(x, y) = \sqrt{x^2 + y^2}$                         |

**Exercise Group.** Find the absolute maximum and minimum of the function subject to the given constraint.

- |   |  |
|---|--|
| 15. Let $f(x, y) = x^2 + y^2 + y + 1$ , constrained to the triangle with vertices $(0, 1)$ , $(-1, -1)$ and $(1, -1)$ .<br>_____.<br>_____. | 16. Let $f(x, y) = 5x - 7y$ , constrained to the region bounded by $y = x^2$ and $y = 1$ .<br>_____.<br>_____.         |
| 17. $f(x, y) = x^2 + 2x + y^2 + 2y$ , constrained to the region bounded by the circle $x^2 + y^2 = 4$ .                                     | 18. $f(x, y) = 3y - 2x^2$ , constrained to the region bounded by the parabola $y = x^2 + x - 1$ and the line $y = x$ . |

## 14.6 The Derivative as a Linear Transformation

We defined what it means for a real-valued function of two variables to be *differentiable* in Definition [Definition 14.1.3](#) in [Section 14.1](#).

The definition there easily extends to real-valued functions of three or more variables, but it leaves unanswered a couple of natural questions:

1. What about vector-valued functions of several variables? (That is, functions  $f$  with a domain  $D \subseteq \mathbb{R}^n$  and range in  $\mathbb{R}^m$  for some  $m > 1$ .)
2. What is the derivative of a function of several variables? After all, we know how to define  $f'(x)$  and  $\vec{r}'(t)$  for real or vector-valued functions of one variable.

One might be tempted at first to simply mimic the definition of the derivative from [Chapter 2](#), but we quickly run into trouble, for a reason that is immediately obvious.

Let  $\vec{a}$  be a fixed point in  $\mathbb{R}^n$ , and let  $\vec{h}$  represent a point  $(h_1, h_2, \dots, h_n)$ . Since we're treating  $\vec{h}$  and  $\vec{a}$  as vectors, we can add them, and write down the limit

$$\lim_{\vec{h} \rightarrow \vec{0}} \frac{f(\vec{a} + \vec{h}) - f(\vec{a})}{\|\vec{h}\|}.$$

(Note that division by a vector is nonsense, so we must divide by  $\|\vec{h}\|$ , not  $\vec{h}$ .) But of course, we know that this limit does not exist, because it depends on the direction in which  $\vec{h}$  approaches  $\vec{0}$ ! Indeed, if  $\vec{h} = h\vec{i}$  or  $h\vec{j}$ , we get a partial derivative, and for any unit vector  $\vec{u}$ , setting  $\vec{h} = h\vec{u}$  gives us a directional derivative, and we know from [Section 14.3](#) that a directional derivative depends on  $\vec{u}$ . It seems this approach is doomed to failure. What can we try instead?

To simplify notation, we shift focus slightly and represent points in  $\mathbb{R}^n$  by their position vectors, and think of functions of several variables as functions of a vector variable. For example, we'll write  $f(\vec{x})$  instead of  $f(x_1, x_2, \dots, x_n)$ .



[youtu.be/watch?v=Ss4wvGRb6L8](https://youtu.be/watch?v=Ss4wvGRb6L8)

**Figure 14.6.1** Defining differentiability in general

### 14.6.1 The Definition of the Derivative

The key to generalizing the definition of the derivative given in [Definition 2.1.7](#) in [Chapter 2](#) is remembering the following essential property of the derivative: the derivative  $f'(a)$  is used to compute the *best linear approximation* to  $f$  at  $a$ . Indeed, the *linearization* of  $f$  at  $a$  is the linear function

$$L_a(x) = f(a) + f'(a)(x - a). \quad (14.6.1)$$

That this is the best linear approximation of  $f$  at  $a$  can be understood as follows: first, note that the graph  $y = L_a(x)$  is simply the equation of the tangent line to  $y = f(x)$  at  $a$ . Second, note that the difference between  $f(x)$  and  $L_a(x)$  vanishes faster than the difference  $x - a$  as  $x$  approaches  $a$ :

$$\begin{aligned} \lim_{x \rightarrow a} \frac{f(x) - L_a(x)}{x - a} &= \lim_{x \rightarrow a} \frac{f(x) - (f(a) + f'(a)(x - a))}{x - a} \\ &= \lim_{x \rightarrow a} \left( \frac{f(x) - f(a)}{x - a} - f'(a) \frac{x - a}{x - a} \right) \\ &= f'(a) - f'(a) = 0. \end{aligned}$$

While the definition of the derivative doesn't generalize well to several variables, the notion of linear approximation does. Recall from your first course in linear algebra that, given any  $m \times n$  matrix  $A$ , we can define a function  $T$ , called

In general, we say that two real-valued functions of one variable  $f$  and  $g$  agree to first order at  $a$  if

$$\lim_{x \rightarrow a} \frac{|f(x) - g(x)|}{x - a} = 0.$$

The linearization of  $f$  at  $a$  is the unique linear function that agrees with  $f$  to first order at  $a$ . Going further, we can say that  $f$  and  $g$  agree to order  $k$  at  $a$  if

$$\lim_{x \rightarrow a} \frac{|f(x) - g(x)|}{(x - a)^k} = 0.$$

For example one could define the degree  $n$  Taylor polynomial of a function  $f$  at  $a$  to be the unique polynomial of degree  $n$  that agrees with  $f$  to order  $k$  at  $a$ .

a *linear transformation*, that takes an  $n \times 1$  column vector as input, and produces an  $m \times 1$  column vector as output:

$$T(\vec{x}) = A\vec{x} = \begin{bmatrix} a_{11} & \cdots & a_{1n} \\ \vdots & \ddots & \vdots \\ a_{m1} & \cdots & a_{mn} \end{bmatrix} \begin{bmatrix} x_1 \\ x_2 \\ \vdots \\ x_n \end{bmatrix} = \begin{bmatrix} y_1 \\ y_2 \\ \vdots \\ y_m \end{bmatrix} = \vec{y}.$$

In the above definition, the product  $A\vec{x}$  is the usual matrix product of the  $m \times n$  matrix  $A$  with the  $n \times 1$  matrix  $\vec{x}$ . In this text, we generally do not write our vectors as columns, so for a vector  $\vec{x} = \langle x_1, \dots, x_n \rangle$  we will use the notation

$$A \cdot \vec{x} = \langle a_{11}x_1 + \cdots + a_{1n}x_n, \dots, a_{m1}x_1 + \cdots + a_{mn}x_n \rangle$$

to represent the same product in our notation. (And yes, the dot in this product is intended to remind you of the dot product between vectors: recall that the  $(i, j)$ -entry of a matrix product  $AB$  is the dot product of the  $i^{\text{th}}$  row of  $A$  with the  $j^{\text{th}}$  column of  $B$ .) We can now make the following definition.

**Definition 14.6.2 Linear function.**

A function  $\ell$  from  $\mathbb{R}^n$  to  $\mathbb{R}^m$  will be called a **linear function** if  $\ell$  is of the form

$$\ell(\vec{x}) = M \cdot \vec{x} + \vec{b}$$

for some  $m \times n$  matrix  $M$  and vector  $\vec{b} \in \mathbb{R}^m$ .

If we apply the convention of representing points in terms of their position vectors to the codomain as well as the domain, we can express such a function as  $f = \langle f_1, \dots, f_n \rangle$ , where each function  $f_i$  is a real-valued function of  $n$  variables. We want differentiability of  $f$  to mean that  $f$  has a linear approximation  $\ell$  that agrees with  $f$  to first order at  $a$ . Since  $f(\vec{x})$  and  $\ell(\vec{x})$  are now vectors, saying that  $\ell$  is a good approximation of  $f$  requires that the magnitude  $\|f(\vec{x}) - \ell(\vec{x})\|$  is small relative to the size of  $\|\vec{x} - \vec{a}\|$ .

**Definition 14.6.3 General definition of differentiability.**

Let  $D$  be an open subset of  $\mathbb{R}^n$  and let  $f$  be a function with domain  $D$  and values in  $\mathbb{R}^m$ . We say that  $f$  is **differentiable** at a point  $\vec{a} \in D$  if there exists a linear function  $\ell : \mathbb{R}^n \rightarrow \mathbb{R}^m$  that agrees with  $f$  to first order at  $\vec{a}$ ; that is, if

$$\lim_{\vec{x} \rightarrow \vec{a}} \frac{\|f(\vec{x}) - \ell(\vec{x})\|}{\|\vec{x} - \vec{a}\|} = 0.$$

This definition is going to take a lot of unpacking. First of all, what is this function  $\ell$ ? How do we compute it? Does this definition include [Definition 14.1.3](#) from [Section 14.1](#) as a special case? What about differentiability for vector-valued functions of one variable, or real-valued functions of one variable?

We will answer the first two questions in due course. The answer to the rest is, “Yes.” The above definition generalizes all the definitions of differentiability we’ve encountered so far. As a first step, let us note that for  $\ell(\vec{x}) = M \cdot \vec{x} + \vec{b}$ , we must have  $\ell(\vec{a}) = f(\vec{a})$ , or the limit above will not exist. Thus  $M \cdot \vec{a} + \vec{b} = f(\vec{a})$ , so  $\vec{b} = f(\vec{a}) - M \cdot \vec{a}$ . This tells us that  $\ell$  must have the following form:

$$\ell(\vec{x}) = M \cdot \vec{x} + \vec{b}$$

To avoid confusion between the meaning of *linear function* in Calculus, and *linear transformation* in Linear Algebra, we will use  $\ell$  to denote the former, and  $T$  to denote the latter. Notice that if  $\vec{b} = \vec{0}$  in [Definition 14.6.2](#), then a linear function is a linear transformation.

$$\begin{aligned}
&= M \cdot \vec{x} + (f(\vec{a}) - M \cdot \vec{a}) \\
&= f(\vec{a}) + M \cdot (\vec{x} - \vec{a}).
\end{aligned} \tag{14.6.2}$$

This should ring some bells: the form of  $\ell$  is very similar to that of the linearization given for a function of one variable in Equation (14.6.1) above, with the matrix  $M$  playing the role of  $f'(a)$ . Perhaps this matrix is the derivative we seek?

## 14.6.2 Real-valued functions of several variables

Let  $f : D \subseteq \mathbb{R}^n \rightarrow \mathbb{R}$  be a given function of  $n$  variables (you can assume  $n = 1, 2$  or  $3$  if you prefer). Let us denote a point  $(x_1, x_2, \dots, x_n) \in \mathbb{R}^n$  using the vector  $\vec{x} = \langle x_1, x_2, \dots, x_n \rangle$ , so that  $f(\vec{x}) = f(x_1, x_2, \dots, x_n)$ . Let  $\vec{a} = \langle a_1, a_2, \dots, a_n \rangle$  denote a fixed point  $(a_1, a_2, \dots, a_n) \in D$ .

In Section 14.1, we saw that differentiability means that the difference  $\Delta z = f(x + dx, y + dy) - f(x, y)$  can be approximated by the differential  $dz = f_x(x, y) dx + f_y(x, y) dy$ . Differentiability was defined to mean that the error functions  $E_x$  and  $E_y$ , defined by

$$E_x dx + E_y dy = \Delta z - dz,$$

go to zero as  $\langle dx, dy \rangle$  goes to zero. Let's rephrase this so that it works for any number of variables. Recall that the *gradient* of  $f$  at  $\vec{a} \in D$  is the vector  $\nabla f(\vec{a})$  defined by

$$\nabla f(\vec{a}) = \left\langle \frac{\partial f}{\partial x_1}(\vec{a}), \frac{\partial f}{\partial x_2}(\vec{a}), \dots, \frac{\partial f}{\partial x_n}(\vec{a}) \right\rangle.$$

### Definition 14.6.4 The linearization of a function of several variables.

Let  $f$  be continuously differentiable on some open set  $D \subseteq \mathbb{R}^n$ , and let  $\vec{a} \in D$ . The **linearization** of  $f$  at  $\vec{a}$  is the function  $L_{\vec{a}}(\vec{x})$  defined by

$$L_{\vec{a}}(\vec{x}) = f(\vec{a}) + \nabla f(\vec{a}) \cdot (\vec{x} - \vec{a}).$$

When  $n = 1$ , we get the linearization  $L_a(x) = f(a) + f'(a)(x - a)$ , which is the usual linearization from Calculus I. (You might also notice that  $L_a(x)$  is the first-degree Taylor polynomial of  $f$  about  $x = a$ . The same is true of the linearization of  $f$  for more than one variable, although we will not be considering Taylor polynomials in several variables.)

For  $n = 2$ , we get the linear approximation associated to the total differential:

$$\begin{aligned}
L_{(a,b)}(x, y) &= f(a, b) + \langle f_x(a, b), f_y(a, b) \rangle \cdot \langle x - a, y - b \rangle \\
&= f(a, b) + f_x(a, b)(x - a) + f_y(a, b)(y - b).
\end{aligned}$$

Compare this with Equation (14.6.2) above. It seems that the gradient  $\nabla f(\vec{a})$  is our matrix  $M$  in this case: for a real-valued function,  $m = 1$ , so we expect a  $1 \times n$  row matrix, and the gradient certainly can be interpreted to fit that description.

For real-valued functions, Definition 14.6.3 becomes the following:

If the point  $\vec{a} \in D$  at which we are considering the linearization is fixed, or clear from context in a given problem, we can drop the subscript in the notation, and simply write  $L(\vec{x})$  instead of  $L_{\vec{a}}(\vec{x})$ .

Viewing the gradient  $\nabla f$  as a  $1 \times n$  matrix  $M$ , the product  $M \cdot \vec{x}$  defined above is indeed exactly the same as the usual dot product  $\nabla f(\vec{a}) \cdot \vec{x}$ .

**Definition 14.6.5** Differentiability of real-valued functions.

We say that  $f$  is **differentiable** at  $\vec{a} \in D$  if  $\nabla f(\vec{a})$  exists, and  $f(\vec{x})$  and  $L_{\vec{a}}(\vec{x})$  agree to first order at  $\vec{a}$ ; that is, if

$$\lim_{\vec{x} \rightarrow \vec{a}} \frac{|f(\vec{x}) - L_{\vec{a}}(\vec{x})|}{\|\vec{x} - \vec{a}\|} = \lim_{\vec{x} \rightarrow \vec{a}} \frac{|f(\vec{x}) - f(\vec{a}) - \nabla f(\vec{a}) \cdot \langle \vec{x} - \vec{a} \rangle|}{\|\vec{x} - \vec{a}\|} = 0.$$

What this definition says is that the linearization  $L_{\vec{a}}(\vec{x})$  is a good linear approximation to  $f$  at  $\vec{a}$ . In fact, it's the *only* (and hence, best) linear approximation: if a linear approximation exists, it has to be  $L_{\vec{a}}(\vec{x})$ .

If you want to see why this has to be true, recall that since the above limit exists, we have to be able to evaluate it along any path we like. Suppose we chose the path

$$\vec{r}(t) = \langle h, a_2, \dots, a_n \rangle.$$

Then  $\vec{x} - \vec{a} = \langle h, 0, \dots, 0 \rangle = h\vec{i}_1$ , and our definition becomes:

$$\lim_{h \rightarrow 0} \left| \frac{f(a_1 + h, a_2, \dots, a_n) - f(a_1, a_2, \dots, a_n)}{h} - \frac{\partial f}{\partial x_1}(a_1, a_2, \dots, a_n) \right| = 0,$$

which is just another way of stating the definition of the partial derivative with respect to  $x_1$ . Of course, approaching along any of the other coordinate directions will similarly produce the other partial derivatives.

Recall that in one variable, the derivative is often written instead in terms of  $h = x - a$ , so that

$$f'(a) = \lim_{h \rightarrow 0} \frac{f(a + h) - f(a)}{h}.$$

In more than one variable, we can define  $h_i = x_i - a_i$ , for  $i = 1, \dots, n$ , or the corresponding vector  $\vec{h} = \vec{x} - \vec{a}$ . The definition of differentiability then can be written as

$$\lim_{\vec{h} \rightarrow \vec{0}} \frac{|f(\vec{a} + \vec{h}) - f(\vec{a}) - \nabla f(\vec{a}) \cdot \vec{h}|}{\|\vec{h}\|} = 0. \quad (14.6.3)$$

Note that we want the difference between  $f(\vec{a} + \vec{h})$  and  $L_{\vec{a}}(\vec{h})$  to go to zero faster than  $\|\vec{h}\|$  goes to zero, and that it only makes sense to divide by the length of  $\vec{h}$ , since division by a vector (or the corresponding point) is not defined.

Let's return to  $n = 2$  and [Definition 14.1.3](#) from [Section 14.1](#). If we write  $\vec{h} = \langle dx, dy \rangle$ , then  $f(\vec{a} + \vec{h}) - f(\vec{a}) = \Delta z$ , and  $\nabla f(\vec{a}) \cdot \vec{h} = dz$ , and [Equation \(14.6.3\)](#) becomes

$$\lim_{\vec{h} \rightarrow \vec{0}} \frac{|\Delta z - dz|}{\|\vec{h}\|} = \lim_{\vec{h} \rightarrow \vec{0}} \frac{|E_x dx + E_y dz|}{\|\langle dx, dy \rangle\|} = 0,$$

which is another way of saying that the error terms  $E_x, E_y$  must vanish as  $dx$  and  $dy$  approach zero. Success! [Definition 14.6.3](#) is indeed a generalization of [Definition 14.1.3](#).

Note that we've also generalized [Definition 2.1.7](#) for functions of one variable as well: [Equation \(14.6.3\)](#) becomes

$$\lim_{h \rightarrow 0} \left| \frac{f(a + h) - f(a)}{h} - f'(a) \right| = 0,$$

which is just another way of re-writing the usual definition of the derivative. In fact, we've also generalized [Definition 13.2.10](#) from [Chapter 13](#) for differentiability of vector-valued functions: all we have to do is write our vector-valued function as a column matrix.

Recall that

$$\|\vec{x} - \vec{a}\| = \sqrt{(x_1 - a_1)^2 + \dots + (x_n - a_n)^2}$$

is the distance from  $\vec{x}$  to  $\vec{a}$ . In general, we would say that two functions  $f(\vec{x})$  and  $g(\vec{x})$  “agree up to order  $k$ ” at  $\vec{a}$  if

$$\lim_{\vec{x} \rightarrow \vec{a}} \frac{f(\vec{x}) - g(\vec{x})}{\|\vec{x} - \vec{a}\|^k} = 0.$$

As an exercise, check that, for  $n = 1$ , two functions  $f$  and  $g$  agree up to order  $k$  at  $a$  if and only if their degree  $k$  Taylor polynomials are equal. (A similar statement is true in more than one variable.)

For

$$\vec{r}(t) = \begin{bmatrix} x_1(t) \\ x_2(t) \\ \vdots \\ x_m(t) \end{bmatrix} \quad \text{and} \quad \vec{r}'(t) = \begin{bmatrix} x_1'(t) \\ x_2'(t) \\ \vdots \\ x_m'(t) \end{bmatrix},$$

we have

$$\lim_{h \rightarrow 0} \left\| \frac{1}{h} (\vec{r}(a+h) - \vec{r}(a)) - \vec{r}'(a) \right\| = 0,$$

which again reproduces the definition of  $\vec{r}'(a)$ .

One of the results we learn in Calculus I is that differentiability implies continuity. The situation is no different in general, and with our new definition of differentiability, an easy proof is possible.

**Theorem 14.6.6 Differentiability implies continuity.**

*If  $f : D \subseteq \mathbb{R}^n \rightarrow \mathbb{R}$  is differentiable at  $\vec{a} \in D$ , then  $f$  is continuous at  $\vec{a}$ .*

*Proof.* Suppose that  $f$  is differentiable at  $\vec{a}$ . Then we know that

$$\lim_{\vec{x} \rightarrow \vec{a}} \frac{f(\vec{x}) - L_{\vec{a}}(\vec{x})}{\|\vec{x} - \vec{a}\|} = \lim_{\vec{x} \rightarrow \vec{a}} \frac{f(\vec{x}) - f(\vec{a}) - \nabla f(\vec{a}) \cdot \langle \vec{x} - \vec{a} \rangle}{\|\vec{x} - \vec{a}\|} = 0.$$

By the definition of continuity, we need to show that  $\lim_{\vec{x} \rightarrow \vec{a}} f(\vec{x}) = f(\vec{a})$ . We have that

$$\begin{aligned} f(\vec{x}) &= f(\vec{a}) + (f(\vec{x}) - f(\vec{a})) \\ &= f(\vec{a}) + (f(\vec{x}) - f(\vec{a}) - \nabla f(\vec{a}) \cdot (\vec{x} - \vec{a})) + \nabla f(\vec{a}) \cdot (\vec{x} - \vec{a}) \\ &= f(\vec{a}) + \left( \frac{f(\vec{x}) - f(\vec{a}) - \nabla f(\vec{a}) \cdot (\vec{x} - \vec{a})}{\|\vec{x} - \vec{a}\|} \right) (\|\vec{x} - \vec{a}\|) + \nabla f(\vec{a}) \cdot (\vec{x} - \vec{a}). \end{aligned}$$

Thus, taking limits of the above as  $\vec{x} \rightarrow \vec{a}$ , we find  $\lim_{\vec{x} \rightarrow \vec{a}} f(\vec{x}) = f(\vec{a})$ , since the first term is a constant ( $f(\vec{a})$ ), the second is the product of two terms that both go to zero (the first term is zero by the definition of differentiability, and clearly  $\lim_{\vec{x} \rightarrow \vec{a}} \|\vec{x} - \vec{a}\| = 0$ ), and the last term vanishes since it's linear (and thus continuous) in  $\vec{x}$ , and so, by direct substitution,

$$\lim_{\vec{x} \rightarrow \vec{a}} \nabla f(\vec{a}) \cdot (\vec{x} - \vec{a}) = \nabla f(\vec{a}) \cdot (\vec{a} - \vec{a}) = 0.$$

■

### 14.6.3 Vector-valued functions of several variables

Let us now consider [Definition 14.6.3](#) for general functions  $f : D \subseteq \mathbb{R}^n \rightarrow \mathbb{R}^m$ . If  $f$  is differentiable at  $\vec{a}$ , then we must have

$$\lim_{\vec{x} \rightarrow \vec{a}} \frac{\|f(\vec{x}) - \ell(\vec{x})\|}{\|\vec{x} - \vec{a}\|} = 0$$

for some linear function  $\ell(\vec{x})$ . Moreover, we'll see below that (a) the matrix  $M$  is uniquely defined, and (b)  $M$  is deserving of the title of “the” derivative of  $f$ .

We saw in [Equation \(14.6.2\)](#) above that  $T$  must have the form of a linear approximation:

$$\ell(\vec{x}) = L_{\vec{a}}(\vec{x}) = f(\vec{a}) + M \cdot (\vec{x} - \vec{a}).$$



Let's compare again to the one variable case:  $L_a(x) = f(a) + f'(a)(x - a)$ . With this in mind, the matrix  $M$ , whatever it is, certainly seems to play the role of the derivative for general functions from  $\mathbb{R}^n$  to  $\mathbb{R}^m$ . It remains to determine the matrix  $M$ , and see that there can only be one possibility. To that end, let us write

$$M = \begin{bmatrix} c_{11} & c_{12} & \cdots & c_{1n} \\ c_{21} & c_{22} & \cdots & c_{2n} \\ \vdots & \vdots & \ddots & \vdots \\ c_{m1} & c_{m2} & \cdots & c_{mn} \end{bmatrix},$$

and consider what happens when we let  $\vec{x} \rightarrow \vec{a}$  along different paths.

If we consider the path  $x_1 = a_1 + t, x_2 = a_2, \dots, x_n = a_n$  (that is, varying  $x_1$  while holding the other variables constant) then

$$\vec{x} - \vec{a} = \langle a_1 + t, a_2, \dots, a_n \rangle - \langle a_1, a_2, \dots, a_n \rangle = \langle t, 0, \dots, 0 \rangle,$$

so  $M \cdot (\vec{x} - \vec{a})$  gives us  $t$  times the first column of  $M$ , since for each row of  $M$ , the first entry is multiplied by  $t$ , and the remaining entries are multiplied by zero. Thus,

$$M \cdot (\vec{x} - \vec{a}) = \langle c_{11}, c_{21}, \dots, c_{m1} \rangle$$

along this path.

Now we consider the limit as  $t \rightarrow 0$ .

$$\lim_{t \rightarrow 0} \left| \frac{f(a_1 + t, a_2, \dots, a_n) - f(a_1, a_2, \dots, a_n)}{t} - \langle c_{11}, c_{21}, \dots, c_{m1} \rangle \right| = 0.$$

Since  $\langle c_{11}, c_{21}, \dots, c_{m1} \rangle$  is a constant vector, from differentiability of  $f$ , together with Definition 14.6.3, we get

$$\lim_{t \rightarrow 0} \frac{f(a_1 + t, a_2, \dots, a_n) - f(a_1, a_2, \dots, a_n)}{t} = \langle c_{11}, c_{21}, \dots, c_{m1} \rangle.$$

But this limit on the left is just the partial derivative of  $f$  with respect to  $x_1$ ! If we write  $f(\vec{x}) = \langle f_1(\vec{x}), f_2(\vec{x}), \dots, f_m(\vec{x}) \rangle$ , then we have

$$\lim_{t \rightarrow 0} \frac{f(a_1 + t, a_2, \dots, a_n) - f(a_1, a_2, \dots, a_n)}{t} = \left\langle \frac{\partial f_1}{\partial x_1}(\vec{a}), \frac{\partial f_2}{\partial x_1}(\vec{a}), \dots, \frac{\partial f_m}{\partial x_1}(\vec{a}) \right\rangle,$$

and this gives us the first column of  $M$ ! Repeating this for each variable, we see that the matrix  $M$  is exactly the matrix of all the partial derivatives of  $f$ . This matrix is important enough to have a name:

**Definition 14.6.7 The Jacobian matrix of a differentiable function.**

Let  $D \subseteq \mathbb{R}^n$  be an open subset, and let  $f : D \rightarrow \mathbb{R}^m$  be a differentiable function. At any point  $\vec{a} \in D$ , the **Jacobian matrix** of  $f$  at  $\vec{a}$ , denoted  $Df(\vec{a})$ , is the  $m \times n$  matrix defined by

$$Df(\vec{a}) = \begin{bmatrix} \frac{\partial f_1}{\partial x_1} & \cdots & \frac{\partial f_1}{\partial x_n} \\ \vdots & \ddots & \vdots \\ \frac{\partial f_m}{\partial x_1} & \cdots & \frac{\partial f_m}{\partial x_n} \end{bmatrix}.$$

The linear transformation  $T_{f, \vec{a}} : \mathbb{R}^n \rightarrow \mathbb{R}^m$  defined by  $T_{f, \vec{a}}(\vec{x}) = Df(\vec{a}) \cdot \vec{x}$  is defined to be the **derivative** of  $f$  at  $\vec{a}$ .

To keep everything straight, in this exposition we are going to write our vectors as column matrices rather than using angle bracket notation.

Notice that if  $f$  is differentiable, the Jacobian matrix is the only matrix that can fit the definition: the fact that the limit must be zero along a path parallel to one of the coordinate axes forces the matrix  $M$  to contain the partial derivatives of  $f$ .

In particular, note that for a function  $f : \mathbb{R}^n \rightarrow \mathbb{R}$ , we recover the gradient vector. Technically, the derivative in this sense is a *row* vector (some might say *dual vector*), not a column vector. Note that multiplying a row vector by a column vector is the same as taking the dot product of two column vectors.

This definition also accounts for parametric curves, viewed as vector-valued functions of one variable. If  $\mathbf{r} : \mathbb{R} \rightarrow \mathbb{R}^n$  defines a parametric curve, then the

derivative  $\mathbf{r}'(t) = \begin{bmatrix} x'_1(t) \\ x'_2(t) \\ \vdots \\ x'_n(t) \end{bmatrix}$  as introduced in [Chapter 13](#) is the same as the one obtained using this definition.

### 14.6.4 The General Chain Rule

One of the big advantages of representing the derivative of a function of several variables in terms of its Jacobian matrix is that the Chain Rule becomes completely transparent. Arguably, the version of the Chain Rule we're about to present is even more intuitive than the single-variable version!

Recall that the Chain Rule is all about derivatives of composite functions. In one variable, given  $h = f \circ g$ , if  $b = g(a)$ , we have

$$h'(a) = f'(g(a))g'(a) = f'(b)g'(a).$$

The derivative of the composition is the product of the derivatives of the functions being composed, as long as we take care to evaluate them at the appropriate points.

In [Section 14.2](#) we saw that in several variables, the Chain Rule comes in various flavours, depending on the number of variables involved in each function being composed. If we think of derivatives in terms of the Jacobian matrix, then each of these flavours says exactly the same thing as the original Chain Rule above!

#### Theorem 14.6.8 The general Chain Rule (matrix form).

Let  $f : U \subseteq \mathbb{R}^m \rightarrow \mathbb{R}^p$  and  $g : V \subseteq \mathbb{R}^n \rightarrow \mathbb{R}^m$  be differentiable functions, such that the range of  $g$  is contained in the domain  $U$  of  $f$ . Then the composite function  $h = f \circ g$  is differentiable on  $V$ , and for each  $\vec{a} \in V$ , we have

$$Dh(\vec{a}) = D(f \circ g)(\vec{a}) = Df(\vec{b})Dg(\vec{a}),$$

where  $\vec{b} = g(\vec{a})$ , and the product on the right is the usual matrix product of the two Jacobian matrices.

This is a remarkable result. Let's unpack it in a couple of examples.

#### Example 14.6.9 Applying the general chain rule.

Let  $f : U \subseteq \mathbb{R}^3 \rightarrow \mathbb{R}$  be a differentiable function of three variables, and let  $\vec{r}(t) = \langle x(t), y(t), z(t) \rangle$  be a vector-valued function of one variable. Use [Theorem 14.6.8](#) to determine a formula for the derivative of  $h(t) =$

$f(\vec{r}(t))$ .

**Solution.** We already know what this derivative should look like from Section 14.2. The point is to confirm that this is a special case of Theorem 14.6.8. The Jacobian matrix of  $f$  is a  $1 \times 3$  matrix and Jacobian matrix of  $\vec{r}$  is a  $3 \times 1$  matrix. They are given, respectively, by

$$Df(\vec{x}) = [f_x(\vec{x}) \quad f_y(\vec{x}) \quad f_z(\vec{x})] \quad \text{and} \quad D\vec{r}(t) = \begin{bmatrix} x'(t) \\ y'(t) \\ z'(t) \end{bmatrix}.$$

Theorem 14.6.8 then gives us

$$h'(t) = Df(\vec{r}(t))D\vec{r}(t) = f_x(\vec{r}(t))x'(t) + f_y(\vec{r}(t))y'(t) + f_z(\vec{r}(t))z'(t),$$

as before. Of course, in this context we usually write  $Df(\vec{x})$  as  $\nabla f(\vec{x})$  and  $D\vec{r}(t)$  as  $\vec{r}'(t)$ , and instead of a matrix product, we write a dot product. But this is simply a shift in notation — the quantities involved are no different than before.

#### Example 14.6.10 Applying the general chain rule.

Let  $f : U \subseteq \mathbb{R}^2 \rightarrow \mathbb{R}$  be a function of 2 variables, and let  $g : V \subseteq \mathbb{R}^2 \rightarrow \mathbb{R}^2$  be given by

$$g(u, v) = (x(u, v), y(u, v)).$$

Given  $h = f \circ g$ , use Theorem 14.6.8 to determine  $h_u$  and  $h_v$ .

**Solution.** First we compute the Jacobian matrices for  $f$  and  $g$ . We have

$$Df(x, y) = [f_x(x, y) \quad f_y(x, y)] \quad \text{and} \quad Dg(u, v) = \begin{bmatrix} x_u(u, v) & x_v(u, v) \\ y_u(u, v) & y_v(u, v) \end{bmatrix}.$$

The Chain Rule then gives

$$\begin{aligned} Dh(u, v) &= [h_u(u, v) \quad h_v(u, v)] = Df(h(u, v))Dh(u, v) \\ &= [f_x(h(u, v)) \quad f_y(h(u, v))] \begin{bmatrix} x_u(u, v) & x_v(u, v) \\ y_u(u, v) & y_v(u, v) \end{bmatrix} \\ &= [f_x(h(u, v))x_u(u, v) + f_y(h(u, v))y_u(u, v) \\ &\quad f_x(h(u, v))x_v(u, v) + f_y(h(u, v))y_v(u, v)]. \end{aligned}$$

Equating coefficients of the first and last matrices, we have, in Leibniz notation,

$$\begin{aligned} \frac{\partial h}{\partial u} &= \frac{\partial f}{\partial x} \frac{\partial x}{\partial u} + \frac{\partial f}{\partial y} \frac{\partial y}{\partial u} \\ \frac{\partial h}{\partial v} &= \frac{\partial f}{\partial x} \frac{\partial x}{\partial v} + \frac{\partial f}{\partial y} \frac{\partial y}{\partial v}. \end{aligned}$$

Again, this reproduces another instance of the Chain Rule from Section 14.2.

With additional experimentation, you will find that every instance of the Chain Rule you have previously encountered can be interpreted as a special case of Theorem 14.6.8. Moreover, a slight shift in interpretation makes this version

of the Chain Rule even more obvious! (There's another detour coming, but stick with us.)

Let us digress briefly and discuss the progression of mathematics from Calculus to higher math. If you continue on to upper-level undergraduate mathematics, you will encounter courses in Analysis and Topology. Analysis deals with the theoretical underpinnings of Calculus: this is where you see all the careful proofs of theorems that have been omitted from this text. Topology is a further abstraction of Analysis. In Topology, one studies continuity (and its consequences) at its most fundamental, abstract level.

The corresponding successors to Calculus in several variables are known as *differential geometry* and *differential topology*. You probably won't encounter these unless you continue on to graduate studies in mathematics. One of the core philosophies in these two (closely related) subjects is the following:

*Functions map points. Derivatives map tangent vectors.*

This can be understood in our context. At any point  $\vec{a}$  in  $\mathbb{R}^n$ , we can attach a copy of the vector space  $\mathbb{R}^n$ , thought of as all the possible tangent vectors to curves passing through that point.

Let  $\vec{r} : (a, b) \rightarrow \mathbb{R}^n$  be such a curve, and let  $f : \mathbb{R}^n \rightarrow \mathbb{R}^m$  be a differentiable function. The composite function  $\vec{s} = f \circ \vec{r}$  is then a curve in  $\mathbb{R}^m$ . The point  $\vec{a} = \vec{r}(t_0)$  on our first curve in  $\mathbb{R}^n$  becomes a point

$$\vec{b} = f(\vec{a}) = f(\vec{r}(t_0)) = \vec{s}(t_0)$$

on our new curve in  $\mathbb{R}^m$ . What about tangent vectors?

At the point  $\vec{a}$ , we have the tangent vector  $\vec{v} = \vec{r}'(t_0)$ . What is the tangent vector to  $\vec{s}(t)$  at the point  $\vec{b}$ ? On the one hand, by definition, we have the tangent vector

$$\vec{w} = \vec{s}'(t_0).$$

On the other hand, the Chain Rule gives us

$$\vec{s}'(t_0) = (f \circ \vec{r})'(t_0) = Df(\vec{r}(t_0))\vec{r}'(t_0).$$

But  $\vec{r}'(t_0) = \vec{v}$ , so we have

$$\vec{w} = Df(\vec{a}) \cdot \vec{v}.$$

Multiplying the original tangent vector by the derivative of  $f$  gives us the new tangent vector. Cool!

What's more, we can view this as a *linear transformation*. Let  $V$  denote the vector space of all tangent vectors at the point  $\vec{a}$  in  $\mathbb{R}^n$  (this is just a copy of  $\mathbb{R}^n$ ) and let  $W$  denote the space of all tangent vectors in  $\mathbb{R}^m$  at the point  $\vec{b}$ . Then we have the linear transformation  $T : V \rightarrow W$  given by

$$T(\vec{v}) = Df(\vec{a}) \cdot \vec{v}.$$

In more advanced Calculus, or Differential Geometry, we view this linear transformation as *the derivative of  $f$  at  $\vec{a}$* . Now, recall from Linear Algebra that matrix multiplication corresponds to the composition of the corresponding linear transformations: if  $S(\vec{v}) = A\vec{v}$  and  $T(\vec{w}) = B\vec{w}$ , and the matrices  $A$  and  $B$  are of the appropriate sizes, then

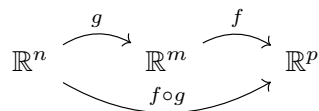
$$S \circ T(\vec{w}) = S(T(\vec{w})) = A(B\vec{w}) = (AB)\vec{w}.$$

Suppose we have differentiable functions  $f : \mathbb{R}^n \rightarrow \mathbb{R}^m$  and  $g : \mathbb{R}^m \rightarrow \mathbb{R}^p$ . Let  $T_f : \mathbb{R}^n \rightarrow \mathbb{R}^m$  be the linear function given by the derivative of  $f$ , and

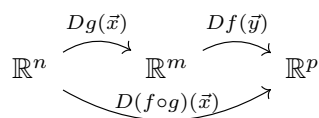
let  $T_g : \mathbb{R}^m \rightarrow \mathbb{R}^p$  be the linear function given by the derivative of  $g$ . The chain rule is then essentially telling us that *the derivative of a composition is the composition of the derivatives*: we have

$$T_{f \circ g}(\vec{v}) = T_f(T_g(\vec{v})) = Df(\vec{y})(Dg(\vec{x})\vec{v}) = (Df(g(\vec{x}))Dg(\vec{x}))\vec{v} = T_{f \circ g}(\vec{v}).$$

In other words, given the composition



we have the corresponding composition



(But beware of the dual usage of  $\mathbb{R}^n$  here. In the first composition, we're thinking of it as a set of points in the domain of a function. In the second composition, we're thinking of it as the set of tangent vectors at a point.)

This turns out to be an extremely powerful way of looking at derivatives and the Chain Rule. You may want to keep this in mind in later sections, such as when we consider change of variables in multiple integrals at the end of [Chapter 15](#), and when we define integrals over curves and surfaces in [Chapter 16](#). We won't use this language when we get there, but many of the results in those sections (for example, the formula for surface area of a parametric surface) can be understood according to the two principles we have just seen: *functions map points, while derivatives map tangent vectors, and the derivative of a composition is the composition of the derivatives.*

## 14.7 Constrained Optimization and Lagrange Multipliers

Let us continue our discussion of constrained optimization begun in [Section 14.5](#). [Theorem 14.5.19](#) tells us that the Extreme Value Theorem extends to functions of two variables; in fact, this is true for a function of any number of variables: if a real-valued function  $f$  is continuous on a closed, bounded subset of  $\mathbb{R}^n$ , then it is guaranteed to have an absolute maximum and minimum.

However, as the number of variables increases, the job of finding these absolute extrema becomes more and more complicated. We saw one approach in [Section 14.5](#): given a continuous function on a closed, bounded region  $D$ , we first consider critical values on the interior of  $D$ . We then restrict our function  $f$  to points on the boundary of  $D$ , and attempt to reduce the problem to optimization in one variable.

In many cases, this approach is best accomplished by parametrizing the boundary. We learned how to define parametric curves in the plane in [Section 10.2](#).

### Example 14.7.1 Constrained optimization by parametrization.

Find the absolute maximum and minimum values of  $f(x, y) = x^2 - 8x - 3y^2$  on the disc  $x^2 + y^2 \leq 4$ .

**Solution.** First, we check for critical points: We have

$$\nabla f(x, y) = \langle 2x - 8, -6y \rangle,$$

which vanishes when  $(x, y) = (4, 0)$ . This critical point is outside our region, so we do not consider it.

Next, we look for extreme values on the boundary. The boundary of our region is the circle  $x^2 + y^2 = 4$ , which we can parametrize using  $x = 2 \cos t$ ,  $y = 2 \sin t$ , for  $t \in [0, 2\pi]$ . For  $(x, y)$  on the boundary, we have

$$f(x, y) = x^2 - 8x - 3y^2 = 4 \cos^2 t - 16 \cos t - 12 \sin^2 t = h(t),$$

a function of one variable, with domain  $[0, 2\pi]$ .

We learned how to find the extreme values of such a function back in our first course in calculus: see [Section 3.1](#). We have  $h(0) = h(2\pi) = -12$ , and

$$h'(t) = -8 \cos t \sin t + 16 \sin t - 24 \sin t \cos t = 16 \sin t(1 - 2 \cos t).$$

Thus,  $h'(t) = 0$  if  $\sin t = 0$  ( $t = 0, \pi, 2\pi$ ) or  $\cos t = \frac{1}{2}$  ( $t = \pi/3, 5\pi/3$ ). We have already checked that  $h(0) = h(2\pi) = -12$ , so we check the remaining points:

$$\begin{aligned} h(\pi) &= 4(-1)^2 - 16(-1) = 20 \\ h(\pi/3) &= h(5\pi/3) = 4\left(\frac{1}{2}\right) - 16\left(\frac{1}{2}\right) - 12\left(\frac{3}{4}\right) = -16. \end{aligned}$$

We see that the absolute maximum is when  $t = \pi$ :  $h(\pi) = f(-2, 0) = 20$ , and the absolute minimum is  $-16$ , which occurs when  $t = \pi/3$  and  $t = 5\pi/3$ , corresponding to the points  $(1, \sqrt{3})$  and  $(1, -\sqrt{3})$ , respectively.

The above method works well, when it's straightforward to set up. The advantage is that it reduces the problem of optimization along the boundary to an optimization problem in one variable, which is something we mastered long ago.

One downside is that it is not always easy to come up with a parametrization for a curve. In the above example, the boundary  $x^2 + y^2 = 4$  is a *level curve*: it's of the form  $g(x, y) = c$ . When we're trying to optimize subject to a constraint of this form, there is another approach, called the **method of Lagrange multipliers**.

Suppose we are trying to maximize a function  $f(x, y)$  subject to a constraint  $g(x, y) = c$ . We could follow the approach given above: find a function  $\vec{r} : [a, b] \rightarrow \mathbb{R}^2$  that parametrizes the curve  $g(x, y) = c$ . As we saw above, the maximum (or minimum) should occur at some point  $t_0$  that is a critical number of  $h(t) = f(\vec{r}(t))$ ; that is, such that

$$h'(t_0) = \nabla f(\vec{r}(t_0)) \cdot \vec{r}'(t_0) = 0.$$

This tells us that the gradient  $\nabla f$  should be orthogonal to the constraint curve  $g(x, y) = c$  at the point  $(x_0, y_0) = (x(t_0), y(t_0))$ . But we know another gradient that is orthogonal to this curve:  $\nabla g$ ! Recall from [Theorem 14.3.9](#) that  $\nabla g(x, y)$  is always orthogonal to the level curve  $g(x, y) = c$  at points along the curve.



[youtu.be/watch?v=W5ykqB7261c](https://youtu.be/watch?v=W5ykqB7261c)

**Figure 14.7.2** Introducing Lagrange multipliers

Let's sum up: the vectors  $\nabla f(x_0, y_0)$  and  $\nabla g(x_0, y_0)$  are both orthogonal to the vector  $\vec{r}'(t_0)$ . We assume that  $\nabla f(x_0, y_0) \neq \vec{0}$ , since critical points of  $f$  have already been checked. We also assume that  $c$  is a **regular value** of  $g$ , meaning that there are no critical points of  $g$  along the curve  $g(x, y) = c$ , so  $\nabla g(x_0, y_0) \neq \vec{0}$  as well.

But the only way that two non-zero vectors in the plane can both be orthogonal to a third vector is if they're parallel! This means that there must be some scalar  $\lambda$  such that

$$\nabla f(x_0, y_0) = \lambda \nabla g(x_0, y_0).$$

We have demonstrated the following:

**Theorem 14.7.3 Location of constrained extrema.**

Let  $f$  and  $g$  be continuously differentiable functions of two variables, and suppose  $c$  is a regular value for  $g$ . If the function  $f$ , when constrained to the level curve  $g(x, y) = c$  has a local maximum or minimum value at a point  $(x_0, y_0)$ , then

$$\nabla f(x_0, y_0) = \lambda \nabla g(x_0, y_0)$$

for some scalar  $\lambda$ .

Note that there are two possibilities: either  $\lambda = 0$ , in which case  $(x_0, y_0)$  is a critical point of  $f$ , or  $\lambda \neq 0$ , in which case the level curve of  $f$  that passes through  $(x_0, y_0)$  must be *tangent* to the curve  $g(x, y) = c$  at that point. Putting [Theorem 14.7.3](#) to use is a matter of solving a system of equations.

**Key Idea 14.7.4 Method of Lagrange Multipliers.**

To find the maximum and minimum values of a function  $f$  of two variables subject to a constraint  $g(x, y) = c$ , we must find the simultaneous solutions to the following equations, where  $\lambda$  is an unknown constant (called a Lagrange multiplier):

$$f_x(x, y) = \lambda g_x(x, y)$$

$$f_y(x, y) = \lambda g_y(x, y)$$

$$g(x, y) = c.$$

**Example 14.7.5 Using Lagrange multipliers.**

Find the absolute maximum and minimum values of  $f(x, y) = x^2 - 8x - 3y^2$  on the disc  $x^2 + y^2 \leq 4$ .

**Solution.** This is the same problem as [Example 14.7.1](#), but this time, we will attempt to solve it using the method of Lagrange multipliers. Again, since  $\nabla f(x, y) = \langle 2x - 8, -6y \rangle$ , the only critical point for  $f$  is outside the given disc. It remains to find the maximum and minimum of  $f$  subject to the constraint  $x^2 + y^2 = 4$ , so our constraint function is  $g(x, y) = x^2 + y^2$ . We have

$$\nabla f(x, y) = \langle 2x - 8, -6y \rangle = \lambda \langle 2x, 2y \rangle = \lambda \nabla g(x, y).$$

Together with the constraint, we have three equations:

$$2x - 8 = 2\lambda x \quad \Rightarrow \quad (1 - \lambda)x = 4$$

If  $(x_0, y_0)$  is a critical point of a function  $g$ ; that is, if  $\nabla g(x_0, y_0) = \vec{0}$ , and  $g(x_0, y_0) = c$ , we call the number  $c$  a **critical value** of  $g$ . Any number that is not a critical value is called a **regular value**. Often, if  $c$  is a critical value, the level set defined by  $g(x, y) = c$  is not a smooth curve, or even a curve at all.

For example,  $g(x, y) = x^2 + y^2$  has the critical point  $(0, 0)$ , and critical value 0. The set of  $(x, y)$  with  $x^2 + y^2 = 0$  is not a curve; it's a single point. Because of this, it's usually a safe assumption that when a level curve  $g(x, y) = c$  is given, the value  $c$  is a regular value.

$$\begin{aligned} -6y &= 2\lambda y \Rightarrow y = 0 \text{ or } \lambda = -3 \\ x^2 + y^2 &= 4. \end{aligned}$$

Now we encounter the primary difficulty with Lagrange multipliers. While the idea is simple, the equations it leads to frequently are not. The equations are rarely linear, so there is no systematic method for solving them: solving a Lagrange multiplier problem requires a certain amount of patience and creativity!

One of the possibilities we see above is  $y = 0$ . If  $y = 0$ , the constraint equation requires  $x = \pm 2$ , and in either case we can choose a value for  $\lambda$  ( $-1$  and  $3$ , respectively) that solves the equation  $(1 - \lambda)x = 4$ .

We find  $f(2, 0) = -12$ , and  $f(-2, 0) = 20$ . If  $y \neq 0$ , then we must have  $\lambda = -3$ . Putting this into the equation  $(1 - \lambda)x = 4$  gives us  $4x = 4$ , or  $x = 1$ . If  $x = 1$ , the constraint equation gives us  $1 + y^2 = 4$ , so  $y = \pm\sqrt{3}$ .

We find  $f(1, \sqrt{3}) = f(1, -\sqrt{3}) = -16$ . There are no other points that satisfy all three equations, so we compare values to complete the problem: the maximum is  $f(-2, 0) = 20$ , and the minimum is  $f(1, \pm\sqrt{3}) = -16$ , as before.

The method of Lagrange multipliers seems rather arcane at first glance, but it's actually not hard to understand geometrically why it works.

Consider Figure 14.7.7. The constraint curve  $x^2 + y^2 = 4$  is the dashed circle. We also see the three level curves (solid) that were obtained as solutions to the Lagrange multiplier equations:

- $f(x, y) = -12$ : passing through  $(2, 0)$
- $f(x, y) = 20$ : passing through  $(-2, 0)$
- $f(x, y) = -16$ : this curve is actually a pair of lines,  $\sqrt{3}y = \pm(x - 4)$ , passing through  $(1, \pm\sqrt{3})$ , respectively.

We see that all three curves are tangent to the constraint curve, as we expect from the requirement that the gradients  $\nabla f$  and  $\nabla g$  be parallel where the curves intersect.

Additional level curves  $f(x, y) = c$  are plotted as well, with dashed-dotted lines. For values of  $c$  with  $c > 20$  (greater than the maximum) or  $c < -16$  (less than the minimum), the level curve  $f(x, y) = c$  does not intersect the constraint curve at all.

For values of  $c$  with  $-16 < c < 20$ , the curve  $f(x, y) = c$  intersects the constraint curve, but the intersection is what's called *transversal*: at these points of intersection, the two curves are not tangent, and the gradients are not parallel.

In Figure 14.7.7, you can imagine that increasing or decreasing the value of  $c$  has the effect of shifting the level curve one way or the other, until it *just* touches the circle. Any bigger than the maximum, or smaller than the minimum, and the curves no longer intersect. Of course, saying that the curves "just touch" amounts to saying that they are tangent at their point of intersection, just as Theorem 14.7.3 predicts.

#### Example 14.7.8 Exploring Lagrange Multipliers Geometrically.

Use Lagrange multipliers to locate the extrema of  $f(x, y) = 2x^2 + y^2$ , subject to the constraint  $x + y = 3$ .

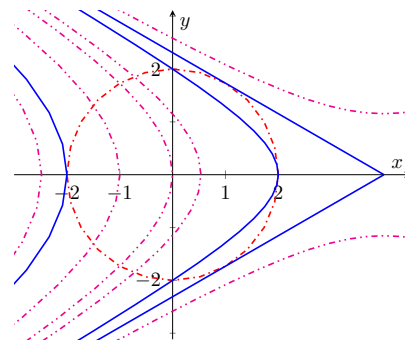


Figure 14.7.7 The constraint curve and several level curves in Example 14.7.5



[youtu.be/watch?v=WgzwyBEDTzA](https://youtu.be/watch?v=WgzwyBEDTzA)

Figure 14.7.6 Using the method of Lagrange multipliers



**Solution.** Let's see what happens if we dive right in and apply our machinery. With  $g(x, y) = x + y$ , we need to have

$$\nabla f(x, y) = \langle 4x, 2y \rangle = \lambda \langle 1, 1 \rangle = \lambda \nabla g(x, y),$$

so  $x + y = 4$ , from our constraint, and  $4x = \lambda = 2y$ , giving us  $y = 3 - x$  and  $y = 2x$ , so  $2x = 3 - x$ , giving  $x = 1$ , and  $y = 2$ .

We get only one solution: the value  $f(1, 2) = 6$ . But is this a maximum or a minimum? And shouldn't we get both?

Rather than blindly attacking the equations, perhaps it would do to take a step back and think about the problem. First, consider the constraint equation:  $x + y = 3$ . This is a line; it certainly is not the boundary of a closed, bounded region in the plane. Thus, we haven't satisfied the conditions of the Extreme Value Theorem, and have no reason to expect both an absolute maximum and an absolute minimum.

Now, since the line  $x + y = 3$  extends without bound, it's clear that there can be no maximum value  $c$  beyond which the ellipse  $2x^2 + y^2 = c$  does not intersect the line. There is, however, a minimum value: when  $c = 6$ , the ellipse  $2x^2 + y^2 = 6$  has gradient  $\nabla f(x, y) = \langle 4, 4 \rangle$ , giving us the tangent line

$$4(x - 1) + 4(y - 2) = 0, \text{ or } x + y = 3,$$

the equation of our constraint. For value of  $c$  less than 6, the ellipse  $2x^2 + y^2 = c$  does not intersect the line  $x + y = 3$ .

The method of Lagrange multipliers is not restricted to functions of two variables or to single constraints. We can similarly determine the extrema of a function  $f$  of three variables on a closed bounded subset of  $\mathbb{R}^3$ .

**Example 14.7.10 Determining constrained extrema for a function of three variables.**

Determine the maximum and minimum values of the function  $f(x, y, z) = x^4 + y^4 + z^4$ , subject to the constraint  $x^2 + y^2 + z^2 = 1$ .

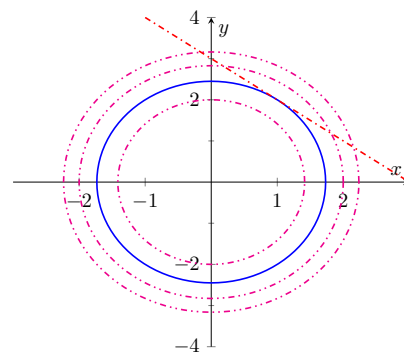
**Solution.** With  $g(x, y, z) = x^2 + y^2 + z^2$ , the equation  $\nabla f(x, y, z) = \lambda \nabla g(x, y, z)$  gives us

$$\langle 4x^3, 4y^3, 4z^3 \rangle = \lambda \langle 2x, 2y, 2z \rangle.$$

Equating first components, we have  $2x^3 = \lambda x$ . One possibility is  $x = 0$ ; the other is  $\lambda = 2x^2$ . Similar results hold for the other two variables, leaving us with several possibilities to consider.

- We take the solution  $x = 0$ ,  $y = 0$ , and  $z = 0$  from the vector equation above. But this result cannot satisfy our constraint, so we rule it out.
- We have  $x = 0$  and  $y = 0$ , but  $z \neq 0$ . The constraint equation forces  $z = \pm 1$ . Similarly, we can have  $x = 0$ ,  $y = \pm 1$ , and  $z = 0$ , or  $x = \pm 1$ ,  $y = 0$ , and  $z = 0$ . This gives us six points, and they all give the same value for  $f$ :

$$f(\pm 1, 0, 0) = f(0, \pm 1, 0) = f(0, 0, \pm 1) = 1.$$



**Figure 14.7.9** The constraint and some level curves in [Example 14.7.8](#)

- One of the three variables is zero. If  $x = 0$ , with  $y$  and  $z$  nonzero, then we have  $2y^2 = \lambda = 2z^2$ , and since  $x^2 + y^2 + z^2 = 1$ , we must have  $y^2 = z^2 = \frac{1}{2}$ . This gives us  $f(x, y, z) = 0 + \frac{1}{4} + \frac{1}{4} = \frac{1}{2}$ .

There are twelve possibilities here: one variable zero, and the other two can be  $\pm \frac{1}{\sqrt{2}}$ . Each one gives a value of  $\frac{1}{2}$  for  $f$ .

- Finally, we could have all three variables nonzero. In this case the Lagrange multiplier equations give us

$$2x^2 = 2y^2 = 2z^2 = \lambda,$$

and putting these into the constraint equation gives us  $x^2 = y^2 = z^2 = \frac{1}{3}$ . There are eight different points satisfying this requirement, but all of them give us a value of

$$f(x, y, z) = \frac{1}{9} + \frac{1}{9} + \frac{1}{9} = \frac{1}{3}.$$

Comparing values, we see that the maximum value for  $f$ , when constrained to unit sphere, is 1, and there are 6 points on the sphere with this value. The minimum value is  $\frac{1}{3}$ , and this occurs at 8 different points.

As the above examples show, Lagrange multiplier problems are often easy to set up, but hard to solve by hand. So why is the method useful? One reason is that it can be used to establish useful theoretical results. But more practically, the method of Lagrange multipliers is useful because it is easy to program into a computer: we simply provide the function and the constraint(s), and the computer solves the resulting equations. There is no need for the same degree of problem-solving employed when we first tackled optimization problems in one variable, back in [Chapter 4](#). To emphasize this, we consider one more example: a reprise of one of the optimization problems from [Section 4.3](#).

#### Example 14.7.11 Solving an optimization problem with Lagrange multipliers.

Find the dimensions of a cylindrical can of volume 206 in<sup>3</sup> that minimize the can's surface area.

**Solution.** This was one of the exercises at the end of [Section 4.3](#). The surface area of a cylinder of radius  $r$  and height  $h$  is given by

$$s(r, h) = 2r^2 + 2\pi rh.$$

This is the function we wish to minimize, subject to the volume constraint  $\pi r^2 h = 206$ .

In [Section 4.3](#), our next step would have been to solve the constraint equation for one of the two variables (likely  $h$ ) in terms of the other, so we could rewrite  $s(r, h)$  as a function of one variable and apply the techniques of [Section 3.1](#).

Instead, we introduce the constraint function  $v(r, h) = \pi r^2 h$ . The Lagrange multiplier equation  $\nabla s = \lambda \nabla v$  gives us

$$\langle 4r + 2\pi h, 2\pi r \rangle = \lambda \langle 2\pi rh, \pi r^2 \rangle.$$

Equating the second components gives us  $2\pi r = \lambda \pi r^2$ . Since the constraint ensures that  $r \neq 0$ , we have  $\lambda r = 2$ .

For functions of three or more variables, it is also possible to consider two or more constraints. If we wished to optimize a function  $f(x, y, z)$  subject to constraints  $g(x, y, z) = a$  and  $h(x, y, z) = b$ , we would have to solve the vector equation

$$\nabla f(x, y, z) = \lambda g(x, y, z) + \mu h(x, y, z),$$

along with the two constraint equations. Problems involving large (or even arbitrary!) numbers of variables and constraints are encountered everywhere from Economics to Quantum Mechanics.

Now, we equate the first components:

$$4r + 2\pi h = \lambda \cdot 2\pi r,$$

but  $\lambda r = 2$ , so we have simply  $4r + 2\pi h = 4\pi h$ , or  $\pi h = 2r$ . Putting this into the constraint equation gives us

$$\pi r^2 h = 2r^2 = 206,$$

so  $r = \sqrt[3]{103} \approx 4.688$ , and  $h = 2\sqrt[3]{103}/\pi \approx 2.984$ . This is, of course, the same result you would have found if you did this exercise back in [Section 4.3](#).



[youtu.be/watch?v=uvQku50u\\_-0](https://youtu.be/watch?v=uvQku50u_-0)

**Figure 14.7.12** Another optimization problem using Lagrange multipliers

## 14.8 Hessians and the General Second Derivative Test

In [Section 14.5](#), we saw that, just as for functions of a single variable (recall [Section 3.1](#)), local extreme values occur at critical points. [Definition 14.5.3](#) defined a critical point  $(a, b)$  of a function  $f(x, y)$  to be one where the gradient vanishes:

$$\nabla f(a, b) = \langle f_x(a, b), f_y(a, b) \rangle = \langle 0, 0 \rangle.$$

Given a critical point for a function  $f$  of two variables, [Theorem 14.5.13](#), the Second Derivative Test, tells us how to determine whether that critical point corresponds to a local minimum, local maximum, or saddle point. You might have been left wondering why the second derivative test looks so different in two variables. You might also have been left wondering what this test looks like if we have three or more variables!

The appearance of the quantity

$$D = f_{xx}(a, b)f_{yy}(a, b) - f_{xy}^2(a, b)$$

seems a bit weird at first, but the idea is actually fairly simple, if you're willing to accept Taylor's Theorem without proof for functions of more than one variable. We already know that if  $f(x, y)$  is  $C^1$  (continuously differentiable), then we get the linear approximation

$$f(x, y) \approx f(a, b) + \nabla f(a, b) \cdot \langle x - a, y - b \rangle$$

near a point  $(a, b)$  in the domain of  $f$ . (Multiplying out the dot product above gives us the differential  $df$  defined in [Definition 14.1.1](#).)

Taylor's theorem tells us that if  $f$  is  $C^2$  (has continuous second-order derivatives), then we get the *quadratic* approximation

$$\begin{aligned} f(x, y) &\approx f(a, b) + \nabla f(a, b) \cdot \langle x - a, y - b \rangle \\ &\quad + \frac{1}{2}A(x - a)^2 + B(x - a)(y - b) + \frac{1}{2}C(y - b)^2, \end{aligned}$$

where  $A = \frac{\partial^2 f}{\partial x^2}(a, b)$ ,  $B = \frac{\partial^2 f}{\partial x \partial y}(a, b)$ , and  $C = \frac{\partial^2 f}{\partial y^2}(a, b)$ . (Compare this to the single-variable version:  $f(x) \approx f(a) + f'(a)(x - a) + \frac{1}{2}f''(a)(x - a)^2$ .)

Now, if  $(a, b)$  is a critical point, then  $\nabla f(a, b) = \vec{0}$ , and we get the approximation

$$f(x, y) \approx k + \frac{1}{2}(AX^2 + 2BXY + CY^2),$$

where  $k = f(a, b)$ ,  $X = x - a$ ,  $Y = y - b$ . So it's enough to understand the critical points of the function

$$g(x, y) = Ax^2 + 2Bxy + Cy^2,$$

since  $f$  locally looks just like  $g$ . (We've basically just done a shift of the graph, and stretched by a factor of 2 to get rid of the 1/2.)

Now, we can re-write  $g$  as follows, assuming  $A \neq 0$ :

$$\begin{aligned} g(x, y) &= Ax^2 + 2Bxy + Cy^2 \\ &= A \left( x^2 + 2\frac{B}{A}xy \right) + Cy^2 \\ &= A \left( x + \frac{B}{A}y \right)^2 - \frac{B^2}{A}y^2 + Cy^2 \\ &= A \left( x + \frac{B}{A}y \right)^2 + \frac{1}{A}(AC - B^2)y^2. \end{aligned}$$

Now we can see that this is basically just a paraboloid, as long as  $AC - B^2 \neq 0$ . (Otherwise, we end up with a parabolic cylinder.)

If  $AC - B^2 > 0$  (note that this is just the discriminant  $D!$ ), then both the coefficient for both terms has the same sign; if  $A > 0$  we get an elliptic paraboloid opening upwards (local minimum), and if  $A < 0$  we get an elliptic paraboloid opening downwards (local maximum). If  $AC - B^2 < 0$ , then the two terms have coefficients with opposite signs, and that gives us a hyperbolic paraboloid (saddle point).

And what if  $A = 0$ ? Well, in that case  $AC - B^2 = -B^2 \leq 0$ , so there are two cases: if  $B \neq 0$ , the second derivative test tells us to expect a saddle point, and indeed this is what we get. Either  $C = 0$  as well, and  $g(x, y) = 2Bxy$ , which is just a hyperbolic paraboloid rotated by  $\pi/4$  (its contour curves are the hyperbolas  $xy = c$ ), or  $C \neq 0$ , in which case you can complete the square in  $y$ , and check that the result is once again a hyperbolic paraboloid (exercise).

The other case is if  $B = 0$ , in which case  $D = 0$ , so we can't make any conclusions from the second derivative test (although we'll have  $g(x, y) = Cy^2$ , which is again a parabolic cylinder).

We will now explain how to state second derivative test in general, for functions of  $n$  variables, where  $n = 1, 2, 3, \dots$ . We will also give an outline of the proof of this result. The proof requires the use of Taylor's theorem for a function of several variables, which we will not prove, and a bit of terminology from linear algebra. Our sketch of the proof follows the exposition given in the text *Vector Calculus*, 4th edition, by Marsden and Tromba.

### 14.8.1 Taylor Polynomials in Several Variables

Before getting to the general result, let's take a brief detour and discuss Taylor polynomials. One way of thinking about differentiability of a function  $f : D \subseteq \mathbb{R}^n \rightarrow \mathbb{R}$  is to think of the linearization  $L(\vec{x})$  as the degree one Taylor polynomial

$$P_1(\vec{x}) = f(\vec{a}) + \nabla f(\vec{a}) \cdot (\vec{x} - \vec{a}) = f(\vec{a}) + \frac{\partial f}{\partial x_1}(\vec{a})(x_1 - a_1) + \dots + \frac{\partial f}{\partial x_n}(\vec{a})(x_n - a_n).$$

The requirement of differentiability is then that the remainder  $R_1(\vec{x}) = f(\vec{x}) - P_1(\vec{x})$  goes to zero faster than  $\|\vec{x} - \vec{a}\|$ ; that is,

$$\lim_{\vec{x} \rightarrow \vec{a}} \frac{R_1(\vec{x})}{\|\vec{x} - \vec{a}\|} = 0.$$

We will use the shorthand  $f(\vec{x})$  from [Section 14.6](#) for the function  $f(x_1, \dots, x_n)$ , where  $\vec{x} = \langle x_1, \dots, x_n \rangle$ . We will also write our vectors using angle bracket notation, even when we should really write them as column vectors for the purposes of matrix multiplication. Finally, as in [Section 14.6](#), for an  $n \times n$  matrix  $A$ , we will use the dot product  $A \cdot \vec{x}$  to account for this.

Using the terminology from [Section 14.6](#), we say that  $f$  and  $P_1$  “agree to first order”. From here we can go on and ask for degree  $k$  Taylor polynomials  $P_k(\vec{x})$  that give a “ $k$ th-order approximation” of  $f$  near  $\vec{a}$ .

In other words, we want a polynomial

$$P_k(x_1, \dots, x_n) = a_0 + a_1x_1 + \dots + a_nx_n + a_{11}x_1^2 + a_{12}x_1x_2 + \dots + a_{nn}x_n^2 \\ + \dots + a_{1\dots 1}x_1^k + a_{1\dots 12}x_1^{k-1}x_2 + \dots + a_{n\dots n}x_n^k,$$

in  $n$  variables, of degree  $k$ , such that the remainder  $R_k(\vec{x}) = f(\vec{x}) - P_k(\vec{x})$  satisfies  $R_k(\vec{x}) \approx C \|\vec{x} - \vec{a}\|^l$ , with  $l > k$ . In terms of limits, this means

$$\lim_{\vec{x} \rightarrow \vec{a}} \frac{R_k(\vec{x})}{\|\vec{x} - \vec{a}\|^k} = 0.$$

You’ve probably already noticed a problem with talking about higher-order polynomials in several variables: the notation gets really messy, since there are so many more possible terms! For example, even a relatively simple case like a degree 3 polynomial in 3 variables looks like

$$P(x, y, z) = a + bx + cy + dz + ex^2 + fxy + gxz + hy^2 + kyx + lz^2 \\ + mx^3 + nx^2y + oxy^2 + pxyz + qx^2z + rxz^2 + sy^3 + ty^2z + uyz^2 + vz^3$$

for constants  $a, b, c, d, e, f, g, h, i, j, k, l, m, n, o, p, q, r, s, t, u, v$ !

Usually we get around this using “multi-index” notation. We let  $\alpha = (a_1, \dots, a_n)$  denote a  $n$ -tuple of non-negative integers, and then we define  $\vec{x}^\alpha = x_1^{a_1} x_2^{a_2} \dots x_n^{a_n}$ ,  $|\alpha| = a_1 + \dots + a_n$  (so that  $\vec{x}^\alpha$  is a monomial of order  $|\alpha|$ ), and we denote a possible coefficient of  $\vec{x}^\alpha$  by  $a_\alpha$ . A general  $k^{\text{th}}$ -order polynomial then looks like

$$P_k(\vec{x}) = \sum_{|\alpha|=0}^k a_\alpha \vec{x}^\alpha.$$

For example, in 3 variables, the terms where  $|\alpha| = 3$  would involve  $\alpha = (3, 0, 0), (2, 1, 0), (2, 0, 1), (1, 2, 0), (1, 0, 2), (0, 3, 0), (0, 2, 1), (0, 1, 2), (0, 0, 3)$ , so in the above polynomial  $m = a_{(3,0,0)}$ ,  $n = a_{(2,1,0)}$ , etc., with  $\vec{x}^{(3,0,0)} = x^3$ ,  $\vec{x}^{(2,1,0)} = x^2y$ , and so on. (Note that  $\alpha = (0, \dots, 0)$  is the only multi-index with  $|\alpha| = 0$ ).

With all of that notational unpleasantness out of the way, we can say what the  $k^{\text{th}}$ -order Taylor polynomial for  $f$  near  $\vec{a}$  should be: Taylor’s Theorem, generalized to  $n$  variables, states that

$$P_k(\vec{x}) = \sum_{|\alpha|=0}^k \frac{f^{(\alpha)}(\vec{a})}{\alpha!} (\vec{x} - \vec{a})^\alpha,$$

where  $\alpha! = a_1! a_2! \dots a_n!$ , and

$$f^{(\alpha)}(\vec{a}) = \left( \frac{\partial^{a_1}}{\partial x_1^{a_1}} \frac{\partial^{a_2}}{\partial x_2^{a_2}} \dots \frac{\partial^{a_n}}{\partial x_n^{a_n}} f \right) (\vec{a}).$$

As an exercise, check that putting  $k = 1$  reproduces the linearization  $P_1(\vec{x})$  (note that if  $|\alpha| = 1$  we have to have  $\alpha = (1, 0, \dots, 0), (0, 1, 0, \dots, 0)$ , etc.), and that putting  $k = 2$  gives the quadratic approximation discussed below.

### 14.8.2 Quadratic Functions in Several Variables

Let  $A = [a_{ij}]$  be an  $n \times n$  matrix. We say that  $A$  is *symmetric* if  $A^T = A$ , or equivalently, if  $a_{ij} = a_{ji}$  for each  $i, j$  between 1 and  $n$ . To each such  $A$  we can associate a *quadratic function*  $q : \mathbb{R}^n \rightarrow \mathbb{R}$  given by

$$q(\vec{x}) = \vec{x} \cdot (A \cdot \vec{x}),$$

or in terms of components,

$$q(x_1, \dots, x_n) = \sum_{i,j=1}^n a_{ij} x^i x^j.$$

We say that  $A$  is *non-degenerate* if  $\det A \neq 0$ ; this is equivalent to saying that  $A$  is invertible, or that  $A\vec{x} = \vec{0}$  is possible only if  $\vec{x} = \vec{0}$ . (Note however that the corresponding property does not hold for  $q$ : it is possible to have  $q(\vec{x}) = 0$  for  $\vec{x} \neq \vec{0}$  even if the corresponding matrix  $A$  is non-degenerate.) For example, the quadratic function  $q(x, y) = x^2 - y^2$  has  $q(1, 1) = 0$  and corresponds to the non-degenerate matrix  $\begin{bmatrix} 1 & 0 \\ 0 & -1 \end{bmatrix}$ .

A quadratic function  $q$  is called *positive-definite* if  $q(\vec{x}) \geq 0$  for all  $\vec{x} \in \mathbb{R}^n$ , and  $q(\vec{x}) = 0$  only for  $\vec{x} = \vec{0}$ . (Note that the quadratic function  $q(x, y) = x^2 - y^2$  given above is *not* positive definite; however,  $\tilde{q}(x, y) = x^2 + y^2$  is.) Similarly,  $q$  is *negative-definite* if  $q(\vec{x}) \leq 0$  for all  $\vec{x} \in \mathbb{R}^n$  with  $q(\vec{x}) = 0$  for  $\vec{x} = \vec{0}$  only.

If  $q(\vec{x}) = \vec{x} \cdot A\vec{x}$  is positive(negative)-definite, we refer to the corresponding symmetric matrix  $A$  as positive(negative)-definite as well. In general it can be difficult to determine when a given quadratic function (or its corresponding matrix) is positive or negative-definite. In the case of a  $2 \times 2$  matrix  $A = \begin{bmatrix} a & b \\ b & c \end{bmatrix}$  we get

$$\begin{aligned} q(x_1, x_2) &= ax_1^2 + 2bx_1x_2 + cx_2^2 \\ &= a \left( x_1 + \frac{b}{a}x_2 \right)^2 + \left( c - \frac{b^2}{a} \right) x_2^2, \end{aligned}$$

by completing the square. Since we must have  $q(x_1, 0) > 0$  if  $x_1 \neq 0$ , we get  $a > 0$ , and since  $q(0, x_2) > 0$  for  $x_2 \neq 0$ , it follows that  $ac - b^2 = \det A > 0$ . Similarly  $q$  is negative-definite if  $a < 0$  and  $\det A > 0$ .

For an  $n \times n$  matrix, one test is as follows: consider the sequence of  $j \times j$  matrices  $A_j$ , for  $j = 1, \dots, n$ , given by  $A_1 = [a_{11}]$ ,  $A_2 = \begin{bmatrix} a_{11} & a_{12} \\ a_{21} & a_{22} \end{bmatrix}$ ,  $\dots$ ,  $A_n = A$ . (i.e. we take upper-left square sub-matrices of increasing size.) Then  $A$  is positive-definite if and only if  $\det A_j > 0$  for each  $j = 1, \dots, n$ , and  $A$  is negative-definite if the signs of  $\det A_j$  alternate between negative and positive. (So  $\det A_1 = a_{11} < 0$ ,  $\det A_2 > 0$ ,  $\det A_3 < 0$ ,  $\dots$ )

Another approach, which is more illuminating but requires more advanced linear algebra, is to use the fact that for any symmetric matrix  $A$ , there exists a change of basis such that  $A$  becomes a diagonal matrix  $\tilde{A}$  with respect to that basis. (i.e.  $A$  can be diagonalized.) If the entries  $\tilde{a}_{ii}$  of  $\tilde{A}$  along the main diagonal (that is, the **eigenvalues** of  $A$ ) are all non-zero, then  $A$  is non-degenerate. If they are all positive, then  $A$  is positive-definite. If they are all negative, then  $A$  is negative-definite.

We will need the following lemma below, which is a consequence of the Extreme Value Theorem.

**Theorem 14.8.1**

If  $q : \mathbb{R}^n \rightarrow \mathbb{R}$  is a positive-definite quadratic function, then there exists a real number  $M > 0$  such that

$$q(\vec{x}) \geq M\|\vec{x}\|^2$$

for any  $x \in \mathbb{R}^n$ .

To see that this is true, consider  $q(\vec{x})$  on the set  $B$  of all  $\vec{x}$  with  $\|\vec{x}\| = 1$ . The set  $B$  is closed and bounded and  $q$  is continuous on  $B$ , so by the Extreme Value Theorem,  $q$  must attain a minimum value  $M$  for some  $\vec{a} \in B$ . Now, for any constant  $c \in \mathbb{R}$ , the fact that  $q$  is quadratic implies that  $q(c\vec{x}) = c^2q(\vec{x})$ . For any non-zero  $\vec{x} \in \mathbb{R}^n$ , we know that  $\frac{\vec{x}}{\|\vec{x}\|} \in B$ , and thus, we have

$$q(\vec{x}) = q\left(\|\vec{x}\| \frac{\vec{x}}{\|\vec{x}\|}\right) = \|\vec{x}\|^2 q\left(\frac{\vec{x}}{\|\vec{x}\|}\right) \geq M\|\vec{x}\|^2.$$

Finally, if  $\vec{x} = \vec{0}$  we get  $q(\vec{0}) = 0 = M\|\vec{0}\|^2$ .

**14.8.3 The Hessian Matrix of a Real-Valued Function****Definition 14.8.2 The Hessian Matrix.**

Let  $f : \mathbb{R}^n \rightarrow \mathbb{R}$  be a function with continuous second-order partial derivatives. We define the *Hessian matrix* of  $f$  at a point  $\vec{a}$  in the domain of  $f$  to be the  $n \times n$  symmetric matrix

$$\text{Hess } f(\vec{a}) = \frac{1}{2} \begin{bmatrix} \frac{\partial^2 f}{\partial x_1^2}(\vec{a}) & \frac{\partial^2 f}{\partial x_1 \partial x_2}(\vec{a}) & \cdots & \frac{\partial^2 f}{\partial x_1 \partial x_n}(\vec{a}) \\ \frac{\partial^2 f}{\partial x_2 \partial x_1}(\vec{a}) & \frac{\partial^2 f}{\partial x_2^2}(\vec{a}) & \cdots & \frac{\partial^2 f}{\partial x_2 \partial x_n}(\vec{a}) \\ \vdots & \vdots & \ddots & \vdots \\ \frac{\partial^2 f}{\partial x_n \partial x_1}(\vec{a}) & \frac{\partial^2 f}{\partial x_n \partial x_2}(\vec{a}) & \cdots & \frac{\partial^2 f}{\partial x_n^2}(\vec{a}) \end{bmatrix}.$$

Note that  $\text{Hess } f(\vec{a})$  is symmetric by [Theorem 11.3.15](#). The factor of  $1/2$  is included for convenience with respect to Taylor's theorem. Recall that for a function of one variable, the second-order Taylor polynomial of  $f$  about  $x = a$  is

$$P_2(x) = f(a) + f'(a)(x - a) + \frac{1}{2}f''(a)(x - a)^2.$$

For  $\vec{x} \in \mathbb{R}^n$ , let us define the quadratic function  $h_{f,\vec{a}}(\vec{x}) = \vec{x} \cdot (\text{Hess } f(\vec{a}) \cdot \vec{x})$  associated to the Hessian of  $f$  at  $\vec{a}$ . Taylor's theorem for functions of several variables tells us that if all the *third* derivatives of  $f$  are continuous, then near  $\vec{a} \in \mathbb{R}^n$  we have

$$f(\vec{x}) = f(\vec{a}) + \nabla f(\vec{a}) \cdot (\vec{x} - \vec{a}) + h_{f,\vec{a}}(\vec{x} - \vec{a}) + R(\vec{a}, \vec{x}), \quad (14.8.1)$$

where the remainder term  $R(\vec{a}, \vec{x})$  satisfies

$$\lim_{\vec{x} \rightarrow \vec{a}} \frac{R(\vec{x}, \vec{a})}{\|\vec{x} - \vec{a}\|^2} = 0. \quad (14.8.2)$$

Finally, let us define a critical point  $\vec{a}$  for  $f$  to be *non-degenerate* if  $\text{Hess } f(\vec{a})$  is non-degenerate. Now we're ready to state our result on the second derivative test.

**Theorem 14.8.3 The General Second Derivative Test.**

Let  $f : \mathbb{R}^n \rightarrow \mathbb{R}$  be three times continuously differentiable, and suppose that  $f$  has a non-degenerate critical point at  $\vec{a}$ . If  $\text{Hess } f(\vec{a})$  is positive-definite, then  $\vec{a}$  is a local minimum for  $f$ . Similarly, if  $\text{Hess } f(\vec{a})$  is negative-definite, then  $\vec{a}$  is a local maximum for  $f$ .

The way to think about this intuitively is the following: the matrix  $\text{Hess } f(\vec{a})$  is symmetric. We know from Linear Algebra that every symmetric matrix can be diagonalized. Less obvious (but still true) is that we can make a (linear) change of variables  $(u_1, \dots, u_n) = T(x_1, \dots, x_n)$  so that the vectors in the direction of the  $u_i$  coordinate axes are eigenvectors for  $\text{Hess } f(\vec{a})$ . Slightly harder to show (but also true) is that this change of variables can be chosen so that it is **orthogonal**. That is, we simply have to *rotate* our coordinate system: lengths and angles are all preserved.

In this new coordinate system, the Hessian matrix is diagonal:

$$\text{Hess } f(\vec{a}) = \begin{bmatrix} \lambda_1 & 0 & \cdots & 0 \\ 0 & \lambda_2 & \cdots & 0 \\ \vdots & \vdots & \ddots & \vdots \\ 0 & 0 & \cdots & \lambda_n \end{bmatrix}.$$

If each of the eigenvalues  $\lambda_1, \dots, \lambda_n$  is positive, the Hessian is positive-definite, and our critical point is a local minimum. If all the eigenvalues are negative, our critical point is a local maximum. If some of the eigenvalues are positive and some are negative, we have a saddle point.

Proving the result is somewhat more technical. Suppose  $\vec{a}$  is a critical point for  $f$ , and that  $\text{Hess } f(\vec{a})$  is positive definite. We know that  $\nabla f(\vec{a}) = 0$  at a critical point, so from Equation (14.8.1) we get

$$f(\vec{x}) - f(\vec{a}) = h_{f,\vec{a}}(\vec{x} - \vec{a}) + R(\vec{a}, \vec{x}).$$

Theorem 14.8.1 tells us that  $h_{f,\vec{a}}(\vec{x} - \vec{a}) \geq M\|\vec{x} - \vec{a}\|^2$  for some  $M$ , and by Equation (14.8.2), there exists a  $\delta > 0$  such that whenever  $0 < \|\vec{x} - \vec{a}\| < \delta$ , we get  $|R(\vec{a}, \vec{x})| < M\|\vec{x} - \vec{a}\|^2$ . (Take  $\epsilon = M$  in the definition of the limit.)

If we carefully put all this together, we can show that

$$h_{f,\vec{a}}(\vec{x} - \vec{a}) + R(\vec{a}, \vec{x}) > 0,$$

since

$$h_{f,\vec{a}}(\vec{x} - \vec{a}) \geq M\|\vec{x} - \vec{a}\|^2 > |R(\vec{a}, \vec{x})|.$$

Substituting this into the above equation, we get  $f(\vec{x}) - f(\vec{a}) > 0$  for any  $\vec{x}$  with  $0 < \|\vec{x} - \vec{a}\| < \delta$ , and thus  $f$  has a local minimum at  $\vec{a} \in \mathbb{R}^n$ . The case of a local maximum can be handled similarly (or by replacing  $f$  with  $-f$ ).

We in fact do slightly better than a local minimum: we get the *strict* inequality  $f(\vec{x}) > f(\vec{a})$ , and not just  $f(\vec{x}) \geq f(\vec{a})$ . Often this fact is expressed by saying that non-degenerate critical points are *isolated* — if  $f$  has a critical point at  $\vec{a}$ , then there is some neighbourhood of  $\vec{a}$  in which  $f$  has no other critical points. (We have only established this for local maxima and minima, but this fact is true for non-degenerate critical points in general.) This observation is the starting point for an important area of differential topology known as Morse Theory.



## Chapter 15

# Multiple Integration

Chapters 11–14 introduced multivariable functions and we applied concepts of differential calculus to these functions. We learned how we can view a function of two variables as a surface in space, and learned how partial derivatives convey information about how the surface is changing in any direction.

In this chapter we apply techniques of integral calculus to multivariable functions. In Chapter 5 we learned how the definite integral of a single variable function gave us “area under the curve.” In this chapter we will see that integration applied to a multivariable function gives us “volume under a surface.” And just as we learned applications of integration beyond finding areas, we will find applications of integration in this chapter beyond finding volume.

### 15.1 Iterated Integrals and Area

In Section 11.3 we found that it was useful to differentiate functions of several variables with respect to one variable, while treating all the other variables as constants or coefficients. We can integrate functions of several variables in a similar way. For instance, if we are told that  $f_x(x, y) = 2xy$ , we can treat  $y$  as staying constant and integrate to obtain  $f(x, y)$ :

$$\begin{aligned}f(x, y) &= \int f_x(x, y) \, dx \\&= \int 2xy \, dx \\&= x^2y + C.\end{aligned}$$

Make a careful note about the constant of integration,  $C$ . This “constant” is something with a derivative of 0 with respect to  $x$ , so it could be any expression that contains only constants and functions of  $y$ . For instance, if  $f(x, y) = x^2y + \sin(y) + y^3 + 17$ , then  $f_x(x, y) = 2xy$ . To signify that  $C$  is actually a function of  $y$ , we write:

$$f(x, y) = \int f_x(x, y) \, dx = x^2y + C(y).$$

Using this process we can even evaluate definite integrals.

### 15.1.1 Iterated integrals

**Example 15.1.1** Integrating functions of more than one variable.

Evaluate the integral  $\int_1^{2y} 2xy \, dx$ .

**Solution.** We find the indefinite integral as before, then apply the Fundamental Theorem of Calculus to evaluate the definite integral:

$$\begin{aligned}\int_1^{2y} 2xy \, dx &= x^2 y \Big|_1^{2y} \\ &= (2y)^2 y - (1)^2 y \\ &= 4y^3 - y.\end{aligned}$$

We can also integrate with respect to  $y$ . In general,

$$\int_{h_1(y)}^{h_2(y)} f_x(x, y) \, dx = f(x, y) \Big|_{h_1(y)}^{h_2(y)} = f(h_2(y), y) - f(h_1(y), y),$$

and

$$\int_{g_1(x)}^{g_2(x)} f_y(x, y) \, dy = f(x, y) \Big|_{g_1(x)}^{g_2(x)} = f(x, g_2(x)) - f(x, g_1(x)).$$

Note that when integrating with respect to  $x$ , the bounds are functions of  $y$  (of the form  $x = h_1(y)$  and  $x = h_2(y)$ ) and the final result is also a function of  $y$ . When integrating with respect to  $y$ , the bounds are functions of  $x$  (of the form  $y = g_1(x)$  and  $y = g_2(x)$ ) and the final result is a function of  $x$ . Another example will help us understand this.

**Example 15.1.2** Integrating functions of more than one variable.

Evaluate  $\int_1^x (5x^3 y^{-3} + 6y^2) \, dy$ .

**Solution.** We consider  $x$  as staying constant and integrate with respect to  $y$ :

$$\begin{aligned}\int_1^x (5x^3 y^{-3} + 6y^2) \, dy &= \left( \frac{5x^3 y^{-2}}{-2} + \frac{6y^3}{3} \right) \Big|_1^x \\ &= \left( -\frac{5}{2} x^3 x^{-2} + 2x^3 \right) - \left( -\frac{5}{2} x^3 + 2 \right) \\ &= \frac{9}{2} x^3 - \frac{5}{2} x - 2.\end{aligned}$$

Note how the bounds of the integral are from  $y = 1$  to  $y = x$  and that the final answer is a function of  $x$ .

In the previous example, we integrated a function with respect to  $y$  and ended up with a function of  $x$ . We can integrate this as well. This process is known as *iterated integration*, or *multiple integration*.

**Example 15.1.3 Evaluating an integral.**

Evaluate  $\int_1^2 \left( \int_1^x (5x^3y^{-3} + 6y^2) dy \right) dx$ .

**Solution.** We follow a standard “order of operations” and perform the operations inside parentheses first (which is the integral evaluated in [Example 15.1.2.](#))

$$\begin{aligned} \int_1^2 \left( \int_1^x (5x^3y^{-3} + 6y^2) dy \right) dx &= \int_1^2 \left( \left[ \frac{5x^3y^{-2}}{-2} + \frac{6y^3}{3} \right] \Big|_1^x \right) dx \\ &= \int_1^2 \left( \frac{9}{2}x^3 - \frac{5}{2}x - 2 \right) dx \\ &= \left( \frac{9}{8}x^4 - \frac{5}{4}x^2 - 2x \right) \Big|_1^2 \\ &= \frac{89}{8}. \end{aligned}$$

Note how the bounds of  $x$  were  $x = 1$  to  $x = 2$  and the final result was a number.

The previous example showed how we could perform something called an iterated integral; we do not yet know *why* we would be interested in doing so nor what the result, such as the number  $89/8$ , *means*. Before we investigate these questions, we offer some definitions.

**Definition 15.1.4 Iterated Integration.**

**Iterated integration** is the process of repeatedly integrating the results of previous integrations. Evaluating one integral is denoted as follows. Let  $a, b, c$  and  $d$  be numbers and let  $g_1(x), g_2(x), h_1(y)$  and  $h_2(y)$  be functions of  $x$  and  $y$ , respectively. Then:

1.  $\int_c^d \int_{h_1(y)}^{h_2(y)} f(x, y) dx dy = \int_c^d \left( \int_{h_1(y)}^{h_2(y)} f(x, y) dx \right) dy.$
2.  $\int_a^b \int_{g_1(x)}^{g_2(x)} f(x, y) dy dx = \int_a^b \left( \int_{g_1(x)}^{g_2(x)} f(x, y) dy \right) dx.$

Again make note of the bounds of these iterated integrals.

With  $\int_c^d \int_{h_1(y)}^{h_2(y)} f(x, y) dx dy$ ,  $x$  varies from  $h_1(y)$  to  $h_2(y)$ , whereas  $y$  varies from  $c$  to  $d$ . That is, the bounds of  $x$  are *curves*, the curves  $x = h_1(y)$  and  $x = h_2(y)$ , whereas the bounds of  $y$  are *constants*,  $y = c$  and  $y = d$ . It is useful to remember that when setting up and evaluating such iterated integrals, we integrate “from curve to curve, then from point to point.”

We now begin to investigate *why* we are interested in iterated integrals and *what* they mean.

### 15.1.2 Area of a plane region

Consider the plane region  $R$  bounded by  $a \leq x \leq b$  and  $g_1(x) \leq y \leq g_2(x)$ , shown in Figure 15.1.5. We learned in Section 7.1 that the area of  $R$  is given by

$$\int_a^b (g_2(x) - g_1(x)) dx.$$

We can view the expression  $(g_2(x) - g_1(x))$  as

$$(g_2(x) - g_1(x)) = \int_{g_1(x)}^{g_2(x)} 1 dy = \int_{g_1(x)}^{g_2(x)} dy,$$

meaning we can express the area of  $R$  as an iterated integral:

$$\text{area of } R = \int_a^b (g_2(x) - g_1(x)) dx = \int_a^b \left( \int_{g_1(x)}^{g_2(x)} dy \right) dx = \int_a^b \int_{g_1(x)}^{g_2(x)} dy dx.$$

In short: a certain iterated integral can be viewed as giving the area of a plane region.

A region  $R$  could also be defined by  $c \leq y \leq d$  and  $h_1(y) \leq x \leq h_2(y)$ , as shown in Figure 15.1.6. Using a process similar to that above, we have

$$\text{the area of } R = \int_c^d \int_{h_1(y)}^{h_2(y)} dx dy.$$

We state this formally in a theorem.

#### Theorem 15.1.7 Area of a plane region.

1. Let  $R$  be a plane region bounded by  $a \leq x \leq b$  and  $g_1(x) \leq y \leq g_2(x)$ , where  $g_1$  and  $g_2$  are continuous functions on  $[a, b]$ . The area  $A$  of  $R$  is

$$A = \int_a^b \int_{g_1(x)}^{g_2(x)} dy dx.$$

2. Let  $R$  be a plane region bounded by  $c \leq y \leq d$  and  $h_1(y) \leq x \leq h_2(y)$ , where  $h_1$  and  $h_2$  are continuous functions on  $[c, d]$ . The area  $A$  of  $R$  is

$$A = \int_c^d \int_{h_1(y)}^{h_2(y)} dx dy.$$

The following examples should help us understand this theorem.

#### Example 15.1.8 Area of a rectangle.

Find the area  $A$  of the rectangle with corners  $(-1, 1)$  and  $(3, 3)$ , as shown in Figure 15.1.9.

**Solution.** Multiple integration is obviously overkill in this situation, but we proceed to establish its use.

The region  $R$  is bounded by  $x = -1$ ,  $x = 3$ ,  $y = 1$  and  $y = 3$ . Choosing to integrate with respect to  $y$  first, we have

$$A = \int_{-1}^3 \int_1^3 1 dy dx = \int_{-1}^3 \left( y \Big|_1^3 \right) dx = \int_{-1}^3 2 dx = 2x \Big|_{-1}^3 = 8.$$

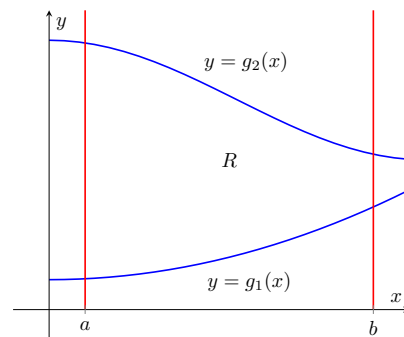


Figure 15.1.5 Calculating the area of a plane region  $R$  with an iterated integral

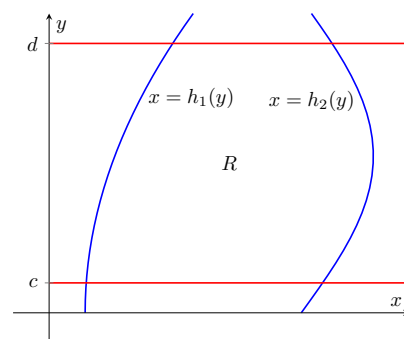


Figure 15.1.6 Calculating the area of a plane region  $R$  with an iterated integral

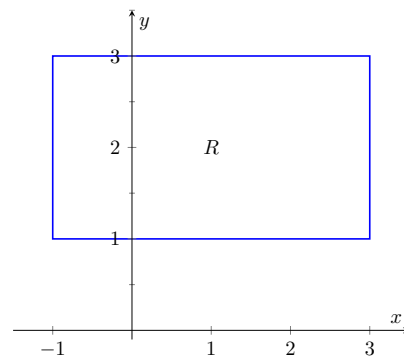


Figure 15.1.9 Calculating the area of a rectangle with an iterated integral in Example 15.1.8

We could also integrate with respect to  $x$  first, giving:

$$A = \int_1^3 \int_{-1}^3 1 \, dx \, dy = \int_1^3 \left( x \Big|_{-1}^3 \right) dy = \int_1^3 4 \, dy = 4y \Big|_1^3 = 8.$$

Clearly there are simpler ways to find this area, but it is interesting to note that this method works.

### Example 15.1.10 Area of a triangle.

Find the area  $A$  of the triangle with vertices at  $(1, 1)$ ,  $(3, 1)$  and  $(5, 5)$ , as shown in Figure 15.1.11.

**Solution.** The triangle is bounded by the lines as shown in the figure. Choosing to integrate with respect to  $x$  first gives that  $x$  is bounded by  $x = y$  to  $x = \frac{y+5}{2}$ , while  $y$  is bounded by  $y = 1$  to  $y = 5$ . (Recall that since  $x$ -values increase from left to right, the leftmost curve,  $x = y$ , is the lower bound and the rightmost curve,  $x = (y + 5)/2$ , is the upper bound.) The area is

$$\begin{aligned} A &= \int_1^5 \int_y^{\frac{y+5}{2}} dx \, dy \\ &= \int_1^5 \left( x \Big|_y^{\frac{y+5}{2}} \right) dy \\ &= \int_1^5 \left( -\frac{1}{2}y + \frac{5}{2} \right) dy \\ &= \left( -\frac{1}{4}y^2 + \frac{5}{2}y \right) \Big|_1^5 \\ &= 4. \end{aligned}$$

We can also find the area by integrating with respect to  $y$  first. In this situation, though, we have two functions that act as the lower bound for the region  $R$ ,  $y = 1$  and  $y = 2x - 5$ . This requires us to use two iterated integrals. Note how the  $x$ -bounds are different for each integral:

$$\begin{aligned} A &= \int_1^3 \int_1^x 1 \, dy \, dx + \int_3^5 \int_{2x-5}^x 1 \, dy \, dx \\ &= \int_1^3 (y) \Big|_1^x dx + \int_3^5 (y) \Big|_{2x-5}^x dx \\ &= \int_1^3 (x - 1) \, dx + \int_3^5 (-x + 5) \, dx \\ &= 2 + 2 \\ &= 4. \end{aligned}$$

As expected, we get the same answer both ways.

### Example 15.1.12 Area of a plane region.

Find the area of the region enclosed by  $y = 2x$  and  $y = x^2$ , as shown in Figure 15.1.13.

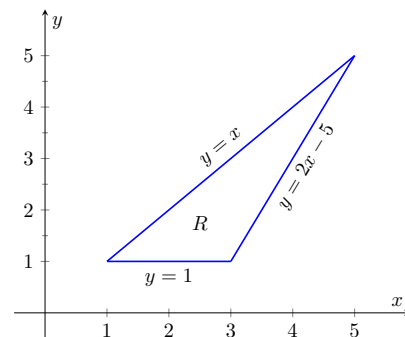


Figure 15.1.11 Calculating the area of a triangle with iterated integrals in Example 15.1.10

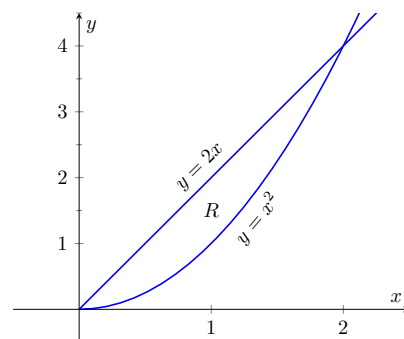
**Solution.** Once again we'll find the area of the region using both orders of integration.

Using  $dy\,dx$ :

$$\int_0^2 \int_{x^2}^{2x} 1\,dy\,dx = \int_0^2 (2x - x^2)\,dx = \left(x^2 - \frac{1}{3}x^3\right)\Big|_0^2 = \frac{4}{3}.$$

Using  $dx\,dy$ :

$$\int_0^4 \int_{y/2}^{\sqrt{y}} 1\,dx\,dy = \int_0^4 (\sqrt{y} - y/2)\,dy = \left(\frac{2}{3}y^{3/2} - \frac{1}{4}y^2\right)\Big|_0^4 = \frac{4}{3}.$$



**Figure 15.1.13** Calculating the area of a plane region with iterated integrals in [Example 15.1.12](#)

### 15.1.3 Changing Order of Integration

In each of the previous examples, we have been given a region  $R$  and found the bounds needed to find the area of  $R$  using both orders of integration. We integrated using both orders of integration to demonstrate their equality.

We now approach the skill of describing a region using both orders of integration from a different perspective. Instead of starting with a region and creating iterated integrals, we will start with an iterated integral and rewrite it in the other integration order. To do so, we'll need to understand the region over which we are integrating.

The simplest of all cases is when both integrals are bound by constants. The region described by these bounds is a rectangle (see [Example 15.1.8](#)), and so:

$$\int_a^b \int_c^d 1\,dy\,dx = \int_c^d \int_a^b 1\,dx\,dy.$$

When the inner integral's bounds are not constants, it is generally very useful to sketch the bounds to determine what the region we are integrating over looks like. From the sketch we can then rewrite the integral with the other order of integration.

Examples will help us develop this skill.

#### Example 15.1.14 Changing the order of integration.

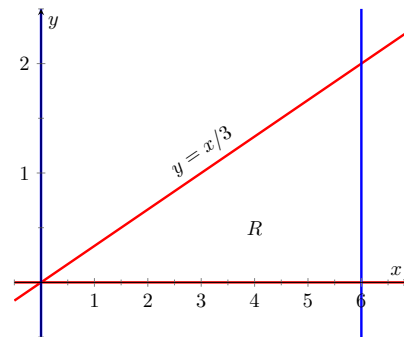
Rewrite the iterated integral  $\int_0^6 \int_0^{x/3} 1\,dy\,dx$  with the order of integration  $dx\,dy$ .

**Solution.** We need to use the bounds of integration to determine the region we are integrating over.

The bounds tell us that  $y$  is bounded by 0 and  $x/3$ ;  $x$  is bounded by 0 and 6. We plot these four curves:  $y = 0$ ,  $y = x/3$ ,  $x = 0$  and  $x = 6$  to find the region described by the bounds. [Figure 15.1.15](#) shows these curves, indicating that  $R$  is a triangle.

To change the order of integration, we need to consider the curves that bound the  $x$ -values. We see that the lower bound is  $x = 3y$  and the upper bound is  $x = 6$ . The bounds on  $y$  are 0 to 2. Thus we can rewrite the integral as  $\int_0^2 \int_{3y}^6 1\,dx\,dy$ .

the integral as  $\int_0^2 \int_{3y}^6 1\,dx\,dy$ .



**Figure 15.1.15** Sketching the region  $R$  described by the iterated integral in [Example 15.1.14](#)

**Example 15.1.16** Changing the order of integration.

Change the order of integration of  $\int_0^4 \int_{y^2/4}^{(y+4)/2} 1 \, dx \, dy$ .

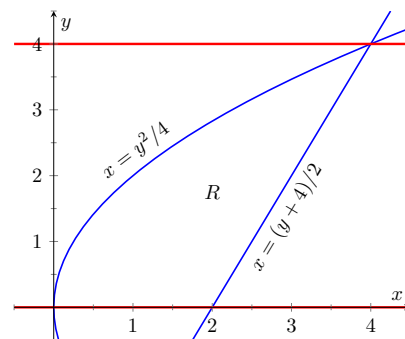
**Solution.** We sketch the region described by the bounds to help us change the integration order.  $x$  is bounded below and above (i.e., to the left and right) by  $x = y^2/4$  and  $x = (y+4)/2$  respectively, and  $y$  is bounded between 0 and 4. Graphing the previous curves, we find the region  $R$  to be that shown in [Figure 15.1.17](#).

To change the order of integration, we need to establish curves that bound  $y$ . The figure makes it clear that there are two lower bounds for  $y$ :  $y = 0$  on  $0 \leq x \leq 2$ , and  $y = 2x - 4$  on  $2 \leq x \leq 4$ . Thus we need two double integrals. The upper bound for each is  $y = 2\sqrt{x}$ . Thus we have

$$\int_0^4 \int_{y^2/4}^{(y+4)/2} 1 \, dx \, dy = \int_0^2 \int_0^{2\sqrt{x}} 1 \, dy \, dx + \int_2^4 \int_{2x-4}^{2\sqrt{x}} 1 \, dy \, dx.$$

This section has introduced a new concept, the iterated integral. We developed one application for iterated integration: area between curves. However, this is not new, for we already know how to find areas bounded by curves.

In the next section we apply iterated integration to solve problems we currently do not know how to handle. The “real” goal of this section was not to learn a new way of computing area. Rather, our goal was to learn how to define a region in the plane using the bounds of an iterated integral. That skill is very important in the following sections.



**Figure 15.1.17** Drawing the region determined by the bounds of integration in [Example 15.1.16](#)

## 15.1.4 Exercises

## Terms and Concepts

1. When integrating  $f_x(x, y)$  with respect to  $x$ , the constant of integration  $C$  is really which:  $C(x)$  or  $C(y)$ ? What does this mean?
2. Evaluating a double integral in steps is called \_\_\_\_\_.
3. When evaluating an iterated integral, we integrate from \_\_\_\_\_ to \_\_\_\_\_, then from \_\_\_\_\_ to \_\_\_\_\_.
4. One understanding of an iterated integral is that  $\int_a^b \int_{g_1(x)}^{g_2(x)} dy \, dx$  gives the \_\_\_\_\_ of a plane region.

## Problems

**Exercise Group.** In the following exercises, evaluate the integral and subsequent iterated integral.

5.

(a)  $\int_2^5 (6x^2 + 4xy - 3y^2) \, dy$

(b)  $\int_{-3}^{-2} \int_2^5 (6x^2 + 4xy - 3y^2) \, dy \, dx$

7.

(a)  $\int_1^x (x^2y - y + 2) \, dy$

(b)  $\int_0^2 \int_1^x (x^2y - y + 2) \, dy \, dx$

9.

(a)  $\int_0^y (\cos(x) \sin(y)) \, dx$

(b)  $\int_0^\pi \int_0^y (\cos(x) \sin(y)) \, dx \, dy$

6.

(a)  $\int_0^\pi (2x \cos(y) + \sin(x)) \, dx$

(b)  $\int_0^{\pi/2} \int_0^\pi (2x \cos(y) + \sin(x)) \, dx \, dy$

8.

(a)  $\int_y^{y^2} (x - y) \, dx$

(b)  $\int_{-1}^1 \int_y^{y^2} (x - y) \, dx \, dy$

10.

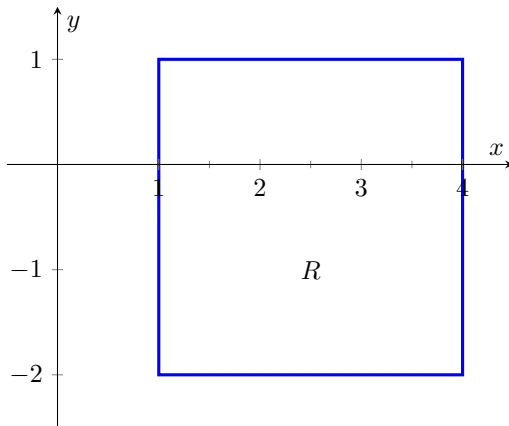
(a)  $\int_0^x \left( \frac{1}{1+x^2} \right) \, dy$

(b)  $\int_1^2 \int_0^x \left( \frac{1}{1+x^2} \right) \, dy \, dx$

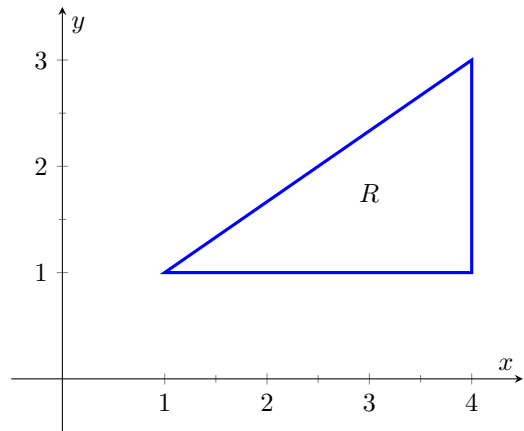
**Exercise Group.** In the following exercises, a graph of a planar region  $R$  is given. Give the iterated integrals, with both orders of integration  $dy \, dx$  and  $dx \, dy$ , that give the area of  $R$ . Evaluate one of the iterated integrals to find the area.



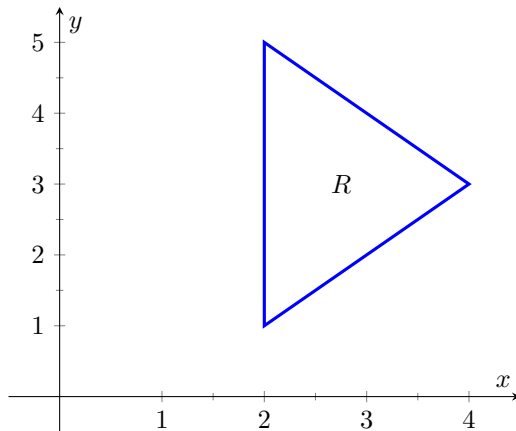
11.



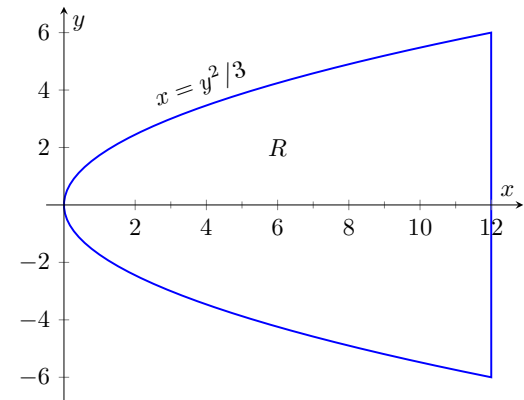
12.



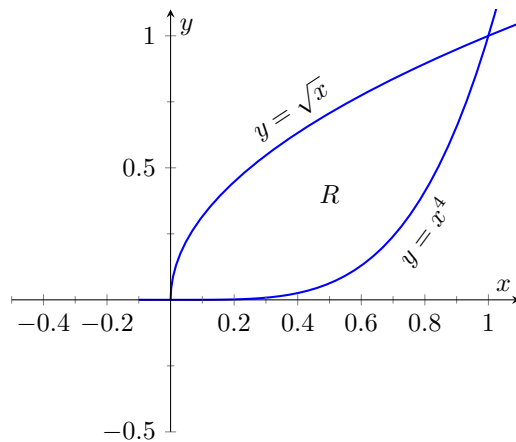
13.



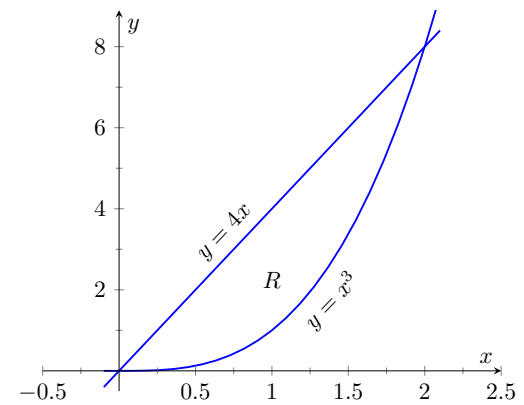
14.



15.



16.



**Exercise Group.** In the following exercises, iterated integrals are given that compute the area of a region  $R$  in the  $xy$ -plane. Sketch the region  $R$ , and give the iterated integral(s) that give the area of  $R$  with the opposite order of integration.

17. 
$$\int_{-2}^2 \int_0^{4-x^2} dy \, dx$$

19. 
$$\int_{-2}^2 \int_0^{2\sqrt{4-y^2}} dx \, dy$$

21. 
$$\int_0^1 \int_{-\sqrt{y}}^{\sqrt{y}} dx \, dy + \int_1^4 \int_{y-2}^{\sqrt{y}} dx \, dy$$

18. 
$$\int_0^1 \int_{5-5x}^{5-5x^2} dy \, dx$$

20. 
$$\int_{-3}^3 \int_{-\sqrt{9-x^2}}^{\sqrt{9-x^2}} dy \, dx$$

22. 
$$\int_{-1}^1 \int_{(x-1)/2}^{(1-x)/2} dy \, dx$$

## 15.2 Double Integration and Volume

The definite integral of  $f$  over  $[a, b]$ ,  $\int_a^b f(x) dx$ , was introduced as “the signed area under the curve.” We approximated the value of this area by first subdividing  $[a, b]$  into  $n$  subintervals, where the  $i$ th subinterval has length  $\Delta x_i$ , and letting  $c_i$  be any value in the  $i$ th subinterval. We formed rectangles that approximated part of the region under the curve with width  $\Delta x_i$ , height  $f(c_i)$ , and hence with area  $f(c_i)\Delta x_i$ . Summing all the rectangle’s areas gave an approximation of the definite integral, and [Theorem 5.3.26](#) stated that

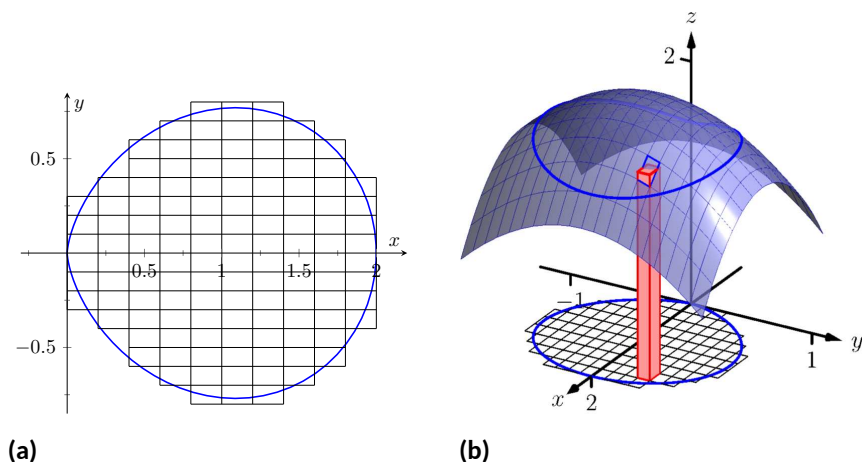
$$\int_a^b f(x) dx = \lim_{\|\Delta x\| \rightarrow 0} \sum f(c_i)\Delta x_i,$$

connecting the area under the curve with sums of the areas of rectangles.

We use a similar approach in this section to find volume under a surface.

Let  $R$  be a closed, bounded region in the  $xy$ -plane and let  $z = f(x, y)$  be a continuous function defined on  $R$ . We wish to find the signed volume under the graph of  $f$  over  $R$ . (We use the term “signed volume” to denote that space above the  $xy$ -plane, under  $f$ , will have a positive volume; space above  $f$  and under the  $xy$ -plane will have a “negative” volume, similar to the notion of signed area used before.)

We start by partitioning  $R$  into  $n$  rectangular subregions as shown in [Figure 15.2.2\(a\)](#). For simplicity’s sake, we let all widths be  $\Delta x$  and all heights be  $\Delta y$ . Note that the sum of the areas of the rectangles is not equal to the area of  $R$ , but rather is a close approximation. Arbitrarily number the rectangles 1 through  $n$ , and pick a point  $(x_i, y_i)$  in the  $i$ th subregion.



**Figure 15.2.2** Developing a method for finding signed volume under a surface

The volume of the rectangular solid whose base is the  $i$ th subregion and whose height is  $f(x_i, y_i)$  is  $V_i = f(x_i, y_i)\Delta x\Delta y$ . Such a solid is shown in [Figure 15.2.2\(b\)](#). Note how this rectangular solid only approximates the true volume under the surface; part of the solid is above the surface and part is below.

For each subregion  $R_i$  used to approximate  $R$ , create the rectangular solid with base area  $\Delta x\Delta y$  and height  $f(x_i, y_i)$ . The sum of all rectangular solids is

$$\sum_{i=1}^n f(x_i, y_i)\Delta x\Delta y.$$

This approximates the signed volume under  $f$  over  $R$ . As we have done before, to get a better approximation we can use more rectangles to approximate the region  $R$ .



[youtu.be/watch?v=5FpKcnG-5vY](https://youtu.be/watch?v=5FpKcnG-5vY)

**Figure 15.2.1** Introducing the double integral

In general, each rectangle could have a different width  $\Delta x_j$  and height  $\Delta y_k$ , giving the  $i$ th rectangle an area  $\Delta A_i = \Delta x_j \Delta y_k$  and the  $i$ th rectangular solid a volume of  $f(x_i, y_i) \Delta A_i$ . Let  $\|\Delta A\|$  denote the length of the longest diagonal of all rectangles in the subdivision of  $R$ ;  $\|\Delta A\| \rightarrow 0$  means each rectangle's width and height are both approaching 0. If  $f$  is a continuous function, as  $\|\Delta A\|$  shrinks (and hence  $n \rightarrow \infty$ ) the summation  $\sum_{i=1}^n f(x_i, y_i) \Delta A_i$  approximates the signed volume better and better. This leads to a definition.

**Definition 15.2.3 Double Integral, Signed Volume.**

Let  $z = f(x, y)$  be a continuous function defined over a closed, bounded region  $R$  in the  $xy$ -plane. The **signed volume**  $V$  under  $f$  over  $R$  is denoted by the **double integral**

$$V = \iint_R f(x, y) dA.$$

Alternate notations for the double integral are

$$\iint_R f(x, y) dA = \iint_R f(x, y) dx dy = \iint_R f(x, y) dy dx.$$

Definition 15.2.3 does not state how to find the signed volume, though the notation offers a hint. We need the next two theorems to evaluate double integrals to find volume.

**Theorem 15.2.5 Double Integrals and Signed Volume.**

Let  $z = f(x, y)$  be a continuous function defined over a closed, bounded region  $R$  in the  $xy$ -plane. Then the signed volume  $V$  under  $f$  over  $R$  is

$$V = \iint_R f(x, y) dA = \lim_{\|\Delta A\| \rightarrow 0} \sum_{i=1}^n f(x_i, y_i) \Delta A_i.$$

This theorem states that we can find the exact signed volume using a limit of sums. The partition of the region  $R$  is not specified, so any partitioning where the diagonal of each rectangle shrinks to 0 results in the same answer.

This does not offer a very satisfying way of computing volume, though. Our experience has shown that evaluating the limits of sums can be tedious. We seek a more direct method.

Recall Theorem 7.2.3 in Section 7.2. This stated that if  $A(x)$  gives the cross-sectional area of a solid at  $x$ , then  $\int_a^b A(x) dx$  gave the volume of that solid over  $[a, b]$ .

Consider Figure 15.2.6, where a surface  $z = f(x, y)$  is drawn over a region  $R$ . Fixing a particular  $x$  value, we can consider the area under  $f$  over  $R$  where  $x$  has that fixed value. That area can be found with a definite integral, namely

$$A(x) = \int_{g_1(x)}^{g_2(x)} f(x, y) dy.$$

Remember that though the integrand contains  $x$ , we are viewing  $x$  as fixed. Also note that the bounds of integration are functions of  $x$ : the bounds depend on the value of  $x$ .

**Double integrals as limits of double sums.** Recall that the integration symbol “ $\int$ ” is an “elongated S,” representing the word “sum.” We interpreted  $\int_a^b f(x) dx$  as “take the sum of the areas of rectangles over the interval  $[a, b]$ .” The double integral uses two integration symbols to represent a “double sum.” When adding up the volumes of rectangular solids over a partition of a region  $R$ , as done in Figure 15.2.2, one could first add up the volumes across each row (one type of sum), then add these totals together (another sum), as in

$$\sum_{j=1}^n \sum_{i=1}^m f(x_i, y_j) \Delta x_i \Delta y_j.$$

One can rewrite this as

$$\sum_{j=1}^n \left( \sum_{i=1}^m f(x_i, y_j) \Delta x_i \right) \Delta y_j.$$

The summation inside the parenthesis indicates the sum of heights  $\times$  widths, which gives an area; multiplying these areas by the thickness  $\Delta y_j$  gives a volume. The illustration in Figure 15.2.6 relates to this understanding.



[youtu.be/watch?v=l7hGaXcsq9g](https://youtu.be/watch?v=l7hGaXcsq9g)

Figure 15.2.4 Defining the double integral

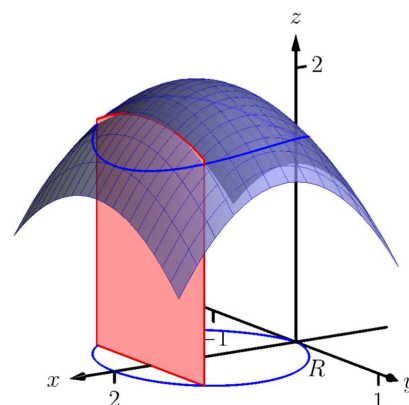


Figure 15.2.6 Finding volume under a surface by sweeping out a cross-sectional area

As  $A(x)$  is a cross-sectional area function, we can find the signed volume  $V$  under  $f$  by integrating it:

$$V = \int_a^b A(x) dx = \int_a^b \left( \int_{g_1(x)}^{g_2(x)} f(x, y) dy \right) dx = \int_a^b \int_{g_1(x)}^{g_2(x)} f(x, y) dy dx.$$

This gives a concrete method for finding signed volume under a surface. We could do a similar procedure where we started with  $y$  fixed, resulting in an iterated integral with the order of integration  $dx dy$ . The following theorem states that both methods give the same result, which is the value of the double integral. It is such an important theorem it has a name associated with it.

**Theorem 15.2.7 Fubini's Theorem.**

Let  $R$  be a closed, bounded region in the  $xy$ -plane and let  $z = f(x, y)$  be a continuous function on  $R$ .

1. If  $R$  is bounded by  $a \leq x \leq b$  and  $g_1(x) \leq y \leq g_2(x)$ , where  $g_1$  and  $g_2$  are continuous functions on  $[a, b]$ , then

$$\iint_R f(x, y) dA = \int_a^b \int_{g_1(x)}^{g_2(x)} f(x, y) dy dx.$$

2. If  $R$  is bounded by  $c \leq y \leq d$  and  $h_1(y) \leq x \leq h_2(y)$ , where  $h_1$  and  $h_2$  are continuous functions on  $[c, d]$ , then

$$\iint_R f(x, y) dA = \int_c^d \int_{h_1(y)}^{h_2(y)} f(x, y) dx dy.$$

Note that once again the bounds of integration follow the “curve to curve, point to point” pattern discussed in the previous section. In fact, one of the main points of the previous section is developing the skill of describing a region  $R$  with the bounds of an iterated integral. Once this skill is developed, we can use double integrals to compute many quantities, not just signed volume under a surface.

**Example 15.2.9 Evaluating a double integral.**

Let  $f(x, y) = xy + e^y$ . Find the signed volume under  $f$  on the region  $R$ , which is the rectangle with corners  $(3, 1)$  and  $(4, 2)$  pictured in [Figure 15.2.10](#), using Fubini's Theorem and both orders of integration.

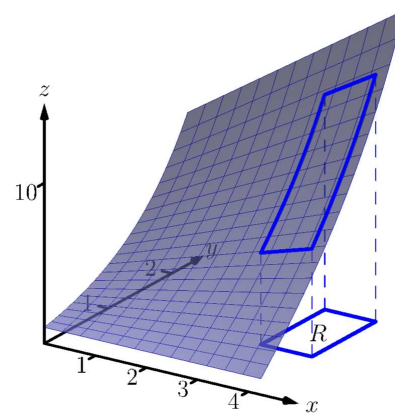
**Solution.** We wish to evaluate  $\iint_R (xy + e^y) dA$ . As  $R$  is a rectangle, the bounds are easily described as  $3 \leq x \leq 4$  and  $1 \leq y \leq 2$ . Using the order  $dy dx$ :

$$\begin{aligned} \iint_R (xy + e^y) dA &= \int_3^4 \int_1^2 (xy + e^y) dy dx \\ &= \int_3^4 \left( \left[ \frac{1}{2}xy^2 + e^y \right]_1^2 \right) dx \\ &= \int_3^4 \left( \frac{3}{2}x + e^2 - e \right) dx \end{aligned}$$



[youtu.be/watch?v=smdRuI\\_ztAw](https://youtu.be/watch?v=smdRuI_ztAw)

**Figure 15.2.8** Fubini's Theorem and iterated integrals



**Figure 15.2.10** Finding the signed volume under a surface in [Example 15.2.9](#)

$$\begin{aligned}
 &= \left( \frac{3}{4}x^2 + (e^2 - e)x \right) \Big|_3^4 \\
 &= \frac{21}{4} + e^2 - e \approx 9.92.
 \end{aligned}$$

Now we check the validity of Fubini's Theorem by using the order  $dx dy$ :

$$\begin{aligned}
 \iint_R (xy + e^y) dA &= \int_1^2 \int_3^4 (xy + e^y) dx dy \\
 &= \int_1^2 \left( \left[ \frac{1}{2}x^2 y + xe^y \right] \Big|_3^4 \right) dy \\
 &= \int_1^2 \left( \frac{7}{2}y + e^y \right) dy \\
 &= \left( \frac{7}{4}y^2 + e^y \right) \Big|_1^2 \\
 &= \frac{21}{4} + e^2 - e \approx 9.92.
 \end{aligned}$$

Both orders of integration return the same result, as expected.

### Example 15.2.11 Evaluating a double integral.

Evaluate  $\iint_R (3xy - x^2 - y^2 + 6) dA$ , where  $R$  is the triangle bounded by  $x = 0$ ,  $y = 0$  and  $x/2 + y = 1$ , as shown in [Figure 15.2.12](#).

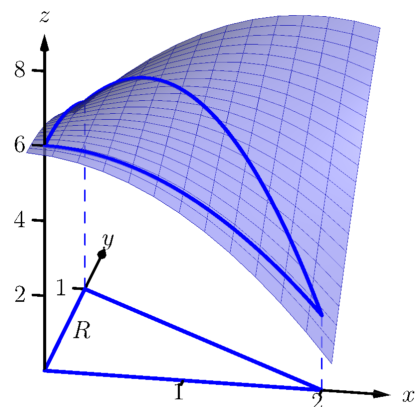
**Solution.** While it is not specified which order we are to use, we will evaluate the double integral using both orders to help drive home the point that it does not matter which order we use.

Using the order  $dy dx$ : The bounds on  $y$  go from “curve to curve,” i.e.,  $0 \leq y \leq 1 - x/2$ , and the bounds on  $x$  go from “point to point,” i.e.,  $0 \leq x \leq 2$ .

$$\begin{aligned}
 \iint_R (3xy - x^2 - y^2 + 6) dA &= \int_0^2 \int_0^{1-x/2} (3xy - x^2 - y^2 + 6) dy dx \\
 &= \int_0^2 \left( \frac{3}{2}xy^2 - x^2y - \frac{1}{3}y^3 + 6y \right) \Big|_0^{1-x/2} dx \\
 &= \int_0^2 \left( \frac{11}{12}x^3 - \frac{11}{4}x^2 - x + \frac{17}{3} \right) dx \\
 &= \left( \frac{11}{48}x^4 - \frac{11}{12}x^3 - \frac{1}{2}x^2 + \frac{17}{3}x \right) \Big|_0^2 \\
 &= \frac{17}{3} = 5.\bar{6}.
 \end{aligned}$$

Now let's consider the order  $dx dy$ . Here  $x$  goes from “curve to curve,”  $0 \leq x \leq 2 - 2y$ , and  $y$  goes from “point to point,”  $0 \leq y \leq 1$ :

$$\begin{aligned}
 \iint_R (3xy - x^2 - y^2 + 6) dA &= \int_0^1 \int_0^{2-2y} (3xy - x^2 - y^2 + 6) dx dy \\
 &= \int_0^1 \left( \frac{3}{2}x^2y - \frac{1}{3}x^3 - xy^2 + 6x \right) \Big|_0^{2-2y} dy
 \end{aligned}$$



**Figure 15.2.12** Finding the signed volume under the surface in [Example 15.2.11](#)

$$\begin{aligned}
 &= \int_0^1 \left( \frac{32}{3}y^3 - 22y^2 + 2y + \frac{28}{3} \right) dy \\
 &= \left( \frac{8}{3}y^4 - \frac{22}{3}y^3 + y^2 + \frac{28}{3}y \right) \Big|_0^1 \\
 &= \frac{17}{3} = 5.\bar{6}.
 \end{aligned}$$

We obtained the same result using both orders of integration.

Note how in these examples that the bounds of integration depend only on  $R$ ; the bounds of integration have nothing to do with  $f(x, y)$ . This is an important concept, so we include it as a Key Idea.

**Key Idea 15.2.14 Double Integration Bounds.**

When evaluating  $\iint_R f(x, y) dA$  using an iterated integral, the bounds of integration depend only on  $R$ . The function  $f$  does not determine the bounds of integration.

Before doing another example, we give some properties of double integrals. Each should make sense if we view them in the context of finding signed volume under a surface, over a region.

**Theorem 15.2.15 Properties of Double Integrals.**

Let  $f$  and  $g$  be continuous functions over a closed, bounded plane region  $R$ , and let  $c$  be a constant.

1.  $\iint_R c f(x, y) dA = c \iint_R f(x, y) dA$ .
2.  $\iint_R (f(x, y) \pm g(x, y)) dA = \iint_R f(x, y) dA \pm \iint_R g(x, y) dA$
3. If  $f(x, y) \geq 0$  on  $R$ , then  $\iint_R f(x, y) dA \geq 0$ .
4. If  $f(x, y) \geq g(x, y)$  on  $R$ , then  $\iint_R f(x, y) dA \geq \iint_R g(x, y) dA$ .
5. Let  $R$  be the union of two nonoverlapping regions,  $R = R_1 \cup R_2$  (see Figure 15.2.16). Then

$$\iint_R f(x, y) dA = \iint_{R_1} f(x, y) dA + \iint_{R_2} f(x, y) dA.$$

**Example 15.2.18 Evaluating a double integral.**

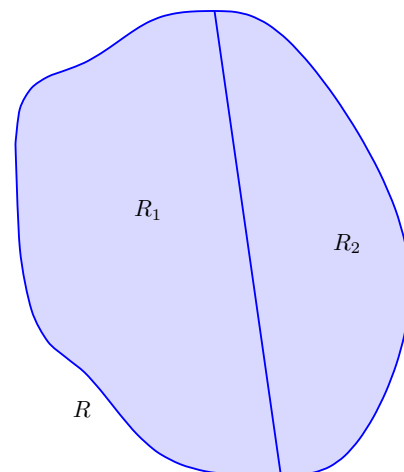
Let  $f(x, y) = \sin(x) \cos(y)$  and  $R$  be the triangle with vertices  $(-1, 0)$ ,  $(1, 0)$  and  $(0, 1)$  (see Figure 15.2.19). Evaluate the double integral  $\iint_R f(x, y) dA$ .

**Solution.** If we attempt to integrate using an iterated integral with the



[youtu.be/watch?v=MMbLzFw-5Rg](https://youtu.be/watch?v=MMbLzFw-5Rg)

**Figure 15.2.13** Further examples of double integrals over rectangles

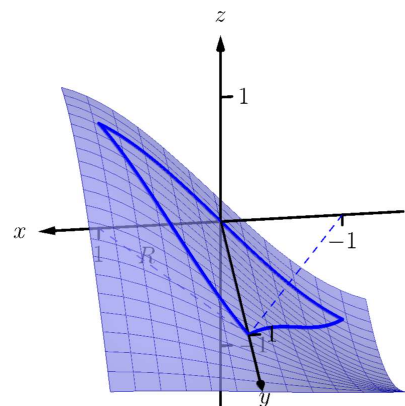


**Figure 15.2.16**  $R$  is the union of two nonoverlapping regions,  $R_1$  and  $R_2$



[youtu.be/watch?v=FcXnuFSNOFY](https://youtu.be/watch?v=FcXnuFSNOFY)

**Figure 15.2.17** Evaluating a double integral over a more general region



**Figure 15.2.19** Finding the signed volume under a surface in Example 15.2.18

order  $dy\,dx$ , note how there are two upper bounds on  $R$  meaning we'll need to use two iterated integrals. We would need to split the triangle into two regions along the  $y$ -axis, then use [Theorem 15.2.15, Part 5](#). Instead, let's use the order  $dx\,dy$ . The curves bounding  $x$  are  $y - 1 \leq x \leq 1 - y$ ; the bounds on  $y$  are  $0 \leq y \leq 1$ . This gives us:

$$\begin{aligned}\iint_R f(x, y) \, dA &= \int_0^1 \int_{y-1}^{1-y} \sin(x) \cos(y) \, dx \, dy \\ &= \int_0^1 \left( -\cos(x) \cos(y) \right) \Big|_{y-1}^{1-y} dy \\ &= \int_0^1 \cos(y) \left( -\cos(1-y) + \cos(y-1) \right) dy.\end{aligned}$$

Recall that the cosine function is an even function; that is,  $\cos(x) = \cos(-x)$ . Therefore, from the last integral above, we have  $\cos(y-1) = \cos(1-y)$ . Thus the integrand simplifies to 0, and we have

$$\begin{aligned}\iint_R f(x, y) \, dA &= \int_0^1 0 \, dy \\ &= 0.\end{aligned}$$

It turns out that over  $R$ , there is just as much volume above the  $xy$ -plane as below (look again at [Figure 15.2.19](#)), giving a final signed volume of 0.



[youtu.be/watch?v=m\\_8kBmNVxEM](https://youtu.be/watch?v=m_8kBmNVxEM)

**Figure 15.2.20** Finding the volume of a tetrahedron

#### Example 15.2.21 Evaluating a double integral.

Evaluate  $\iint_R (4-y) \, dA$ , where  $R$  is the region bounded by the parabolas  $y^2 = 4x$  and  $x^2 = 4y$ , graphed in [Figure 15.2.22](#).

**Solution.** Graphing each curve can help us find their points of intersection. Solving analytically, the second equation tells us that  $y = x^2/4$ . Substituting this value in for  $y$  in the first equation gives us  $x^4/16 = 4x$ . Solving for  $x$ :

$$\begin{aligned}\frac{x^4}{16} &= 4x \\ x^4 - 64x &= 0 \\ x(x^3 - 64) &= 0 \\ x &= 0, 4.\end{aligned}$$

Thus we've found analytically what was easy to approximate graphically: the regions intersect at  $(0, 0)$  and  $(4, 4)$ , as shown in [Figure 15.2.22](#).

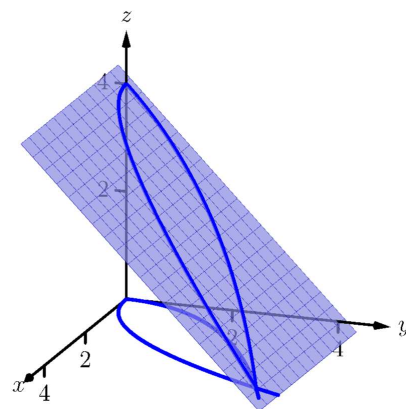
We now choose an order of integration:  $dy\,dx$  or  $dx\,dy$ ? Either order works; since the integrand does not contain  $x$ , choosing  $dx\,dy$  might be simpler — at least, the first integral is very simple.

Thus we have the following “curve to curve, point to point” bounds:

$$y^2/4 \leq x \leq 2\sqrt{y}, \text{ and } 0 \leq y \leq 4.$$

Therefore,

$$\iint_R (4-y) \, dA = \int_0^4 \int_{y^2/4}^{2\sqrt{y}} (4-y) \, dx \, dy$$



**Figure 15.2.22** Finding the volume under the surface in [Example 15.2.21](#)



$$\begin{aligned}
&= \int_0^4 (x(4-y)) \Big|_{y^2/4}^{2\sqrt{y}} dy \\
&= \int_0^4 \left( (2\sqrt{y} - \frac{y^2}{4})(4-y) \right) dy \\
&= \int_0^4 \left( \frac{y^3}{4} - y^2 - 2y^{3/2} + 8y^{1/2} \right) dy \\
&= \left( \frac{y^4}{16} - \frac{y^3}{3} - \frac{4y^{5/2}}{5} + \frac{16y^{3/2}}{3} \right) \Big|_0^4 \\
&= \frac{176}{15} = 11.7\bar{3}.
\end{aligned}$$

The signed volume under the surface  $z = f(x, y)$  is about 11.7 cubic units.

In the previous section we practiced changing the order of integration of a given iterated integral, where the region  $R$  was not explicitly given. Changing the bounds of an integral is more than just an test of understanding. Rather, there are cases where integrating in one order is really hard, if not impossible, whereas integrating with the other order is feasible.

#### Example 15.2.24 Changing the order of integration.

Rewrite the iterated integral  $\int_0^3 \int_y^3 e^{-x^2} dx dy$  with the order  $dy dx$ .

Comment on the feasibility to evaluate each integral.

**Solution.** Once again we make a sketch of the region over which we are integrating to facilitate changing the order. The bounds on  $x$  are from  $x = y$  to  $x = 3$ ; the bounds on  $y$  are from  $y = 0$  to  $y = 3$ . These curves are sketched in Figure 15.2.25, enclosing the region  $R$ .

To change the bounds, note that the curves bounding  $y$  are  $y = 0$  up to  $y = x$ ; the triangle is enclosed between  $x = 0$  and  $x = 3$ . Thus the new bounds of integration are  $0 \leq y \leq x$  and  $0 \leq x \leq 3$ , giving the iterated integral  $\int_0^3 \int_0^x e^{-x^2} dy dx$ .

How easy is it to evaluate each iterated integral? Consider the order of integrating  $dx dy$ , as given in the original problem. The first indefinite integral we need to evaluate is  $\int e^{-x^2} dx$ ; we have stated before (see Section 5.5) that this integral cannot be evaluated in terms of elementary functions. We are stuck.

Changing the order of integration makes a big difference here. In the second iterated integral, we are faced with  $\int e^{-x^2} dy$ ; integrating with respect to  $y$  gives us  $ye^{-x^2} + C$ , and the first definite integral evaluates to

$$\int_0^x e^{-x^2} dy = xe^{-x^2}.$$

Thus

$$\int_0^3 \int_0^x e^{-x^2} dy dx = \int_0^3 (xe^{-x^2}) dx.$$

This last integral is easy to evaluate with substitution, giving a final answer of  $\frac{1}{2}(1 - e^{-9}) \approx 0.5$ . Figure 15.2.26 shows the surface over  $R$ .



[youtu.be/watch?v=a4XiokkzyrU](https://youtu.be/watch?v=a4XiokkzyrU)

Figure 15.2.23 Evaluating a double integral over a general region

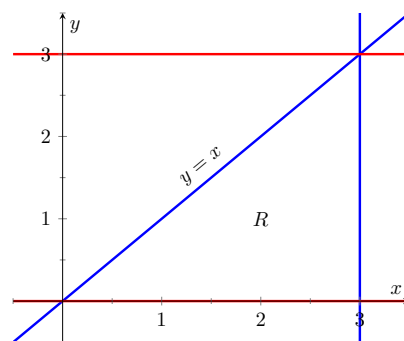


Figure 15.2.25 Determining the region  $R$  determined by the bounds of integration in Example 15.2.24

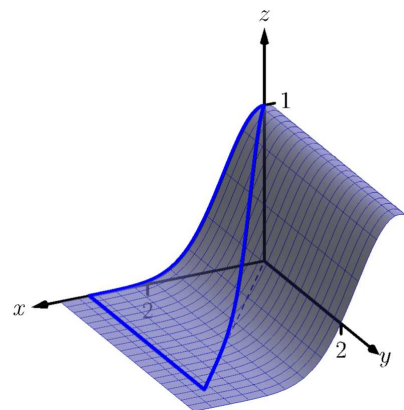


Figure 15.2.26 Showing the surface  $z = f(x, y)$  defined in Example 15.2.24 over its region  $R$



In short, evaluating one iterated integral is impossible; the other iterated integral is relatively simple.

**Definition 5.4.34** defines the average value of a single-variable function  $f(x)$  on the interval  $[a, b]$  as

$$\text{average value of } f(x) \text{ on } [a, b] = \frac{1}{b-a} \int_a^b f(x) dx;$$

that is, it is the “area under  $f$  over an interval divided by the length of the interval.” We make an analogous statement here: the average value of  $z = f(x, y)$  over a region  $R$  is the volume under  $f$  over  $R$  divided by the area of  $R$ .

**Definition 15.2.28 The Average Value of  $f$  on  $R$ .**

Let  $z = f(x, y)$  be a continuous function defined over a closed, bounded region  $R$  in the  $xy$ -plane. The **average value** of  $f$  on  $R$  is

$$\text{average value of } f \text{ on } R = \frac{\iint_R f(x, y) dA}{\iint_R dA}.$$

**Example 15.2.29 Finding average value of a function over a region  $R$ .**

Find the average value of  $f(x, y) = 4 - y$  over the region  $R$ , which is bounded by the parabolas  $y^2 = 4x$  and  $x^2 = 4y$ . Note: this is the same function and region as used in [Example 15.2.21](#).

**Solution.** In [Example 15.2.21](#) we found

$$\iint_R f(x, y) dA = \int_0^4 \int_{y^2/4}^{2\sqrt{y}} (4 - y) dx dy = \frac{176}{15}.$$

We find the area of  $R$  by computing  $\iint_R dA$ :

$$\iint_R dA = \int_0^4 \int_{y^2/4}^{2\sqrt{y}} dx dy = \frac{16}{3}.$$

Dividing the volume under the surface by the area gives the average value:

$$\text{average value of } f \text{ on } R = \frac{176/15}{16/3} = \frac{11}{5} = 2.2.$$

While the surface, as shown in [Figure 15.2.30](#), covers  $z$ -values from  $z = 0$  to  $z = 4$ , the “average”  $z$ -value on  $R$  is 2.2.

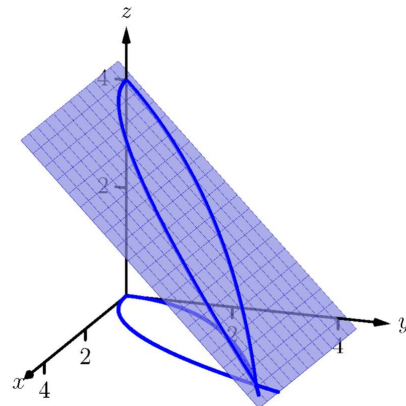
The previous section introduced the iterated integral in the context of finding the area of plane regions. This section has extended our understanding of iterated integrals; now we see they can be used to find the signed volume under a surface.

This new understanding allows us to revisit what we did in the previous section. Given a region  $R$  in the plane, we computed  $\iint_R 1 dA$ ; again, our understanding at the time was that we were finding the area of  $R$ . However, we can



[youtu.be/watch?v=2lQA7pTALGk](https://youtu.be/watch?v=2lQA7pTALGk)

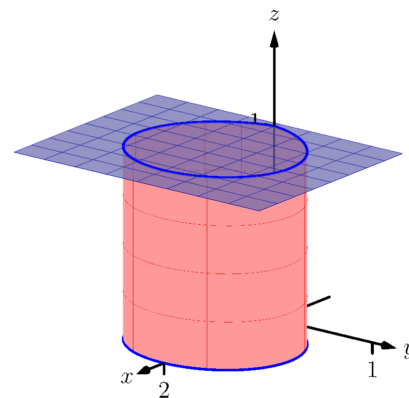
**Figure 15.2.27** Two more examples of changing the order of integration



**Figure 15.2.30** Finding the average value of  $f$  in [Example 15.2.29](#)

now view the graph  $z = 1$  as a surface, a flat surface with constant  $z$ -value of 1. The double integral  $\iint_R 1 \, dA$  finds the volume, under  $z = 1$ , over  $R$ , as shown in Figure 15.2.31. Basic geometry tells us that if the base of a general right cylinder has area  $A$ , its volume is  $A \cdot h$ , where  $h$  is the height. In our case, the height is 1. We were “actually” computing the volume of a solid, though we interpreted the number as an area.

The next section extends our abilities to find “volumes under surfaces.” Currently, some integrals are hard to compute because either the region  $R$  we are integrating over is hard to define with rectangular curves, or the integrand itself is hard to deal with. Some of these problems can be solved by converting everything into polar coordinates.



**Figure 15.2.31** Showing how an iterated integral used to find area also finds a certain volume

## 15.2.1 Exercises

## Terms and Concepts

1. An integral can be interpreted as giving the signed area over an interval; a double integral can be interpreted as giving the signed \_\_\_\_\_ over a region.
2. Explain why the following statement is false: Fubini's Theorem states that

$$\int_a^b \int_{g_1(x)}^{g_2(x)} f(x, y) dy dx = \int_a^b \int_{g_1(y)}^{g_2(y)} f(x, y) dx dy.$$

3. Explain why if  $f(x, y) > 0$  over a region  $R$ , then  $\iint_R f(x, y) dA > 0$ .
4. If  $\iint_R f(x, y) dA = \iint_R g(x, y) dA$ , does this imply  $f(x, y) = g(x, y)$ ?

## Problems

**Exercise Group.** For the given integral,

- (a) Evaluate the given iterated integral, and
- (b) rewrite the integral using the other order of integration.

5.  $\int_1^2 \int_{-1}^1 \left( \frac{x}{y} + 3 \right) dx dy$

6.  $\int_{-\pi/2}^{\pi/2} \int_0^{\pi} (\sin(x) \cos(y)) dx dy$

7.  $\int_0^4 \int_0^{-x/2+2} (3x^2 - y + 2) dy dx$

8.  $\int_1^3 \int_y^3 (x^2 y - xy^2) dx dy$

9.  $\int_0^1 \int_{-\sqrt{1-y}}^{\sqrt{1-y}} (x + y + 2) dx dy$

10.  $\int_0^9 \int_{y/3}^{\sqrt{y}} (xy^2) dx dy$

**Exercise Group.** In the following exercises:

- (a) Sketch the region  $R$  given by the problem.
- (b) Set up the iterated integrals, in both orders, that evaluate the given double integral for the described region  $R$ .
- (c) Evaluate one of the iterated integrals to find the signed volume under the surface  $z = f(x, y)$  over the region  $R$ .

11.  $\iint_R x^2 y dA$ , where  $R$  is bounded by  $y = \sqrt{x}$  and  $y = x^2$ .

12.  $\iint_R x^2 y dA$ , where  $R$  is bounded by  $y = \sqrt[3]{x}$  and  $y = x^3$ .

13.  $\iint_R x^2 - y^2 dA$ , where  $R$  is the rectangle with corners  $(-1, -1)$ ,  $(1, -1)$ ,  $(1, 1)$  and  $(-1, 1)$ .

14.  $\iint_R ye^x dA$ , where  $R$  is bounded by  $x = 0$ ,  $x = y^2$  and  $y = 1$ .

15.  $\iint_R (6 - 3x - 2y) dA$ , where  $R$  is bounded by  $x = 0$ ,  $y = 0$  and  $3x + 2y = 6$ .

16.  $\iint_R e^y dA$ , where  $R$  is bounded by  $y = \ln(x)$  and  $y = \frac{1}{e-1}(x-1)$ .

17.  $\iint_R (x^3 y - x) dA$ , where  $R$  is the half of the circle  $x^2 + y^2 = 9$  in the first and second quadrants.

18.  $\iint_R (4 - 3y) dA$ , where  $R$  is bounded by  $y = 0$ ,  $y = x/e$  and  $y = \ln(x)$ .

**Exercise Group.** In the following exercises, state why it is difficult/impossible to integrate the iterated integral in the given order of integration. Change the order of integration and evaluate the new iterated integral.

19.  $\int_0^4 \int_{y/2}^2 e^{x^2} dx dy$

20.  $\int_0^{\sqrt{\pi/2}} \int_x^{\sqrt{\pi/2}} \cos(y^2) dy dx$

21.  $\int_0^1 \int_y^1 \frac{2y}{x^2 + y^2} dx dy$

22.  $\int_{-1}^1 \int_1^2 \frac{x \tan^2(y)}{1 + \ln(y)} dy dx$

**Exercise Group.** In the following exercises, find the average value of  $f$  over the region  $R$ . Notice how these functions and regions are related to the iterated integrals given in [Exercises 5–8](#).

23.  $f(x, y) = \frac{x}{y} + 3$ ;  $R$  is the rectangle with opposite corners  $(-1, 1)$  and  $(1, 2)$ .

24.  $f(x, y) = \sin(x) \cos(y)$ ;  $R$  is bounded by  $x = 0$ ,  $x = \pi$ ,  $y = -\pi/2$  and  $y = \pi/2$ .

25.  $f(x, y) = 3x^2 - y + 2$ ;  $R$  is bounded by the lines  $y = 0$ ,  $y = 2 - x/2$  and  $x = 0$ .

26.  $f(x, y) = x^2y - xy^2$ ;  $R$  is bounded by  $y = x$ ,  $y = 1$  and  $x = 3$ .

## 15.3 Double Integration with Polar Coordinates

We have used iterated integrals to evaluate double integrals, which give the signed volume under a surface,  $z = f(x, y)$ , over a region  $R$  of the  $xy$ -plane. The integrand is simply  $f(x, y)$ , and the bounds of the integrals are determined by the region  $R$ .

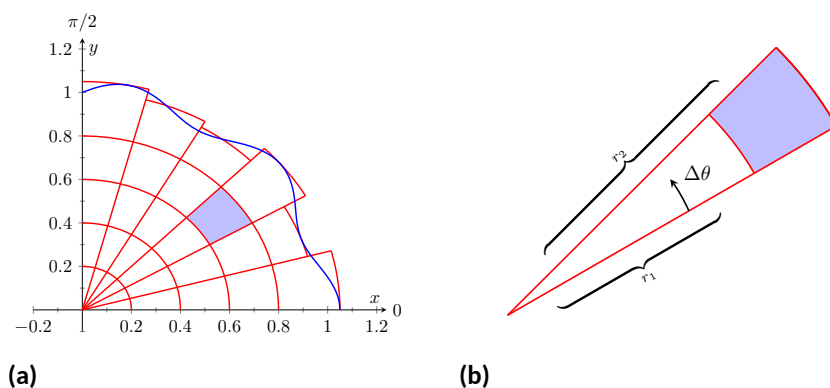
Some regions  $R$  are easy to describe using rectangular coordinates — that is, with equations of the form  $y = f(x)$ ,  $x = a$ , etc. However, some regions are easier to handle if we represent their boundaries with polar equations of the form  $r = f(\theta)$ ,  $\theta = \alpha$ , etc.

The basic form of the double integral is  $\iint_R f(x, y) dA$ . We interpret this integral as follows: over the region  $R$ , sum up lots of products of heights (given by  $f(x_i, y_i)$ ) and areas (given by  $\Delta A_i$ ). That is,  $dA$  represents “a little bit of area.” In rectangular coordinates, we can describe a small rectangle as having area  $dx dy$  or  $dy dx$  — the area of a rectangle is simply length  $\times$  width — a small change in  $x$  times a small change in  $y$ . Thus we replace  $dA$  in the double integral with  $dx dy$  or  $dy dx$ .



[youtu.be/watch?v=K7hpTI0PNGo](https://youtu.be/watch?v=K7hpTI0PNGo)

**Figure 15.3.1** Introducing the double integral in polar coordinates



**Figure 15.3.2** Approximating a region  $R$  with portions of sectors of circles

Now consider representing a region  $R$  with polar coordinates. Consider [Figure 15.3.2\(a\)](#). Let  $R$  be the region in the first quadrant bounded by the curve. We can approximate this region using the natural shape of polar coordinates: portions of sectors of circles. In the figure, one such region is shaded, shown again in [Figure 15.3.2\(b\)](#).

As the area of a sector of a circle with radius  $r$ , subtended by an angle  $\theta$ , is  $A = \frac{1}{2}r^2\theta$ , we can find the area of the shaded region. The whole sector has area  $\frac{1}{2}r_2^2\Delta\theta$ , whereas the smaller, unshaded sector has area  $\frac{1}{2}r_1^2\Delta\theta$ . The area of the shaded region is the difference of these areas:

$$\Delta A_i = \frac{1}{2}r_2^2\Delta\theta - \frac{1}{2}r_1^2\Delta\theta = \frac{1}{2}(r_2^2 - r_1^2)(\Delta\theta) = \frac{r_2 + r_1}{2}(r_2 - r_1)\Delta\theta.$$

Note that  $(r_2 + r_1)/2$  is just the average of the two radii.

To approximate the region  $R$ , we use many such subregions; doing so shrinks the difference  $r_2 - r_1$  between radii to 0 and shrinks the change in angle  $\Delta\theta$  also to 0. We represent these infinitesimal changes in radius and angle as  $dr$  and  $d\theta$ , respectively. Finally, as  $dr$  is small,  $r_2 \approx r_1$ , and so  $(r_2 + r_1)/2 \approx r_1$ . Thus, when  $dr$  and  $d\theta$  are small,

$$\Delta A_i \approx r_i dr d\theta.$$

Taking a limit, where the number of subregions goes to infinity and both  $r_2 - r_1$  and  $\Delta\theta$  go to 0, we get

$$dA = r dr d\theta.$$

So to evaluate  $\iint_R f(x, y) dA$ , replace  $dA$  with  $r dr d\theta$ . Convert the function  $f(x, y)$  to a function with polar coordinates with the substitutions  $x = r \cos(\theta)$ ,  $y = r \sin(\theta)$ . Finally, find bounds  $g_1(\theta) \leq r \leq g_2(\theta)$  and  $\alpha \leq \theta \leq \beta$  that describe  $R$ . This is the key principle of this section, so we restate it here as a Key Idea.

**Key Idea 15.3.3 Evaluating Double Integrals with Polar Coordinates.**

Let  $z = f(x, y)$  be a continuous function defined over a closed, bounded region  $R$  in the  $xy$ -plane, where  $R$  is bounded by the polar equations  $\alpha \leq \theta \leq \beta$  and  $g_1(\theta) \leq r \leq g_2(\theta)$ . Then

$$\iint_R f(x, y) dA = \int_{\alpha}^{\beta} \int_{g_1(\theta)}^{g_2(\theta)} f(r \cos(\theta), r \sin(\theta)) r dr d\theta.$$

Examples will help us understand this Key Idea.

**Example 15.3.4 Evaluating a double integral with polar coordinates.**

Find the signed volume under the plane  $z = 4 - x - 2y$  over the disk bounded by the circle with equation  $x^2 + y^2 = 1$ .

**Solution.** The bounds of the integral are determined solely by the region  $R$  over which we are integrating. In this case, it is a disk with boundary  $x^2 + y^2 = 1$ . We need to find polar bounds for this region. It may help to review [Section 10.4](#); bounds for this disk are  $0 \leq r \leq 1$  and  $0 \leq \theta \leq 2\pi$ .

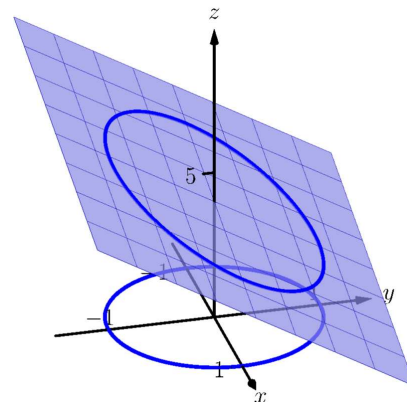
We replace  $f(x, y)$  with  $f(r \cos(\theta), r \sin(\theta))$ . That means we make the following substitutions:

$$4 - x - 2y \Rightarrow 4 - r \cos(\theta) - 2r \sin(\theta).$$

Finally, we replace  $dA$  in the double integral with  $r dr d\theta$ . This gives the final iterated integral, which we evaluate:

$$\begin{aligned} \iint_R f(x, y) dA &= \int_0^{2\pi} \int_0^1 (4 - r \cos(\theta) - 2r \sin(\theta)) r dr d\theta \\ &= \int_0^{2\pi} \int_0^1 (4r - r^2(\cos(\theta) - 2 \sin(\theta))) dr d\theta \\ &= \int_0^{2\pi} \left( 2r^2 - \frac{1}{3}r^3(\cos(\theta) - 2 \sin(\theta)) \right) \Big|_0^1 d\theta \\ &= \int_0^{2\pi} \left( 2 - \frac{1}{3}(\cos(\theta) - 2 \sin(\theta)) \right) d\theta \\ &= \left( 2\theta - \frac{1}{3}(\sin(\theta) + 2 \cos(\theta)) \right) \Big|_0^{2\pi} \\ &= 4\pi \approx 12.566. \end{aligned}$$

The surface and region  $R$  are shown in [Figure 15.3.5](#).



**Figure 15.3.5** Evaluating a double integral with polar coordinates in [Example 15.3.4](#)



[youtu.be/watch?v=Gmt0dak05Lk](https://youtu.be/watch?v=Gmt0dak05Lk)

**Figure 15.3.6** Two simple examples of double integrals in polar coordinates

**Example 15.3.7 Evaluating a double integral with polar coordinates.**

Find the volume under the paraboloid  $z = 4 - (x - 2)^2 - y^2$  over the region bounded by the circles  $(x - 1)^2 + y^2 = 1$  and  $(x - 2)^2 + y^2 = 4$ .

**Solution.** At first glance, this seems like a very hard volume to compute as the region  $R$  (shown in Figure 15.3.8(a)) has a hole in it, cutting out a strange portion of the surface, as shown in Figure 15.3.8(b). However, by describing  $R$  in terms of polar equations, the volume is not very difficult to compute.

It is straightforward to show that the circle  $(x - 1)^2 + y^2 = 1$  has polar equation  $r = 2 \cos(\theta)$ , and that the circle  $(x - 2)^2 + y^2 = 4$  has polar equation  $r = 4 \cos(\theta)$ . Each of these circles is traced out on the interval  $0 \leq \theta \leq \pi$ . The bounds on  $r$  are  $2 \cos(\theta) \leq r \leq 4 \cos(\theta)$ .

Replacing  $x$  with  $r \cos(\theta)$  in the integrand, along with replacing  $y$  with  $r \sin(\theta)$ , prepares us to evaluate the double integral  $\iint_R f(x, y) dA$ :

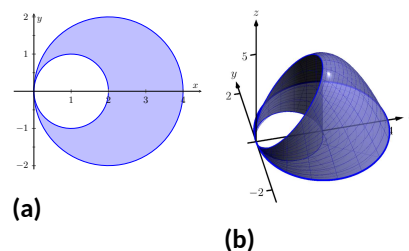
$$\begin{aligned} \iint_R f(x, y) dA &= \int_0^\pi \int_{2 \cos(\theta)}^{4 \cos(\theta)} \left( 4 - (r \cos(\theta) - 2)^2 - (r \sin(\theta))^2 \right) r dr d\theta \\ &= \int_0^\pi \int_{2 \cos(\theta)}^{4 \cos(\theta)} (-r^3 + 4r^2 \cos(\theta)) dr d\theta \\ &= \int_0^\pi \left( -\frac{1}{4}r^4 + \frac{4}{3}r^3 \cos(\theta) \right) \bigg|_{2 \cos(\theta)}^{4 \cos(\theta)} d\theta \\ &= \int_0^\pi \left( \left[ -\frac{1}{4}(256 \cos^4(\theta)) + \frac{4}{3}(64 \cos^4(\theta)) \right] - \left[ -\frac{1}{4}(16 \cos^4(\theta)) + \frac{4}{3}(8 \cos^4(\theta)) \right] \right) d\theta \\ &= \int_0^\pi \frac{44}{3} \cos^4(\theta) d\theta \end{aligned}$$

To integrate  $\cos^4(\theta)$ , rewrite it as  $\cos^2(\theta) \cos^2(\theta)$  and employ the power-reducing formula twice:

$$\begin{aligned} \cos^4(\theta) &= \cos^2(\theta) \cos^2(\theta) \\ &= \frac{1}{2}(1 + \cos(2\theta)) \frac{1}{2}(1 + \cos(2\theta)) \\ &= \frac{1}{4}(1 + 2\cos(2\theta) + \cos^2(2\theta)) \\ &= \frac{1}{4}\left(1 + 2\cos(2\theta) + \frac{1}{2}(1 + \cos(4\theta))\right) \\ &= \frac{3}{8} + \frac{1}{2}\cos(2\theta) + \frac{1}{8}\cos(4\theta). \end{aligned}$$

Picking up from where we left off above, we have

$$\begin{aligned} \iint_R f(x, y) dA &= \int_0^\pi \frac{44}{3} \cos^4(\theta) d\theta \\ &= \int_0^\pi \frac{44}{3} \left( \frac{3}{8} + \frac{1}{2}\cos(2\theta) + \frac{1}{8}\cos(4\theta) \right) d\theta \\ &= \frac{44}{3} \left( \frac{3}{8}\theta + \frac{1}{4}\sin(2\theta) + \frac{1}{32}\sin(4\theta) \right) \bigg|_0^\pi \end{aligned}$$



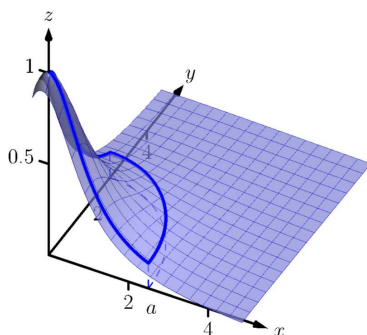
**Figure 15.3.8** Showing the region  $R$  and surface used in Example 15.3.7

$$= \frac{11}{2}\pi \approx 17.279.$$

While this example was not trivial, the double integral would have been *much* harder to evaluate had we used rectangular coordinates.

**Example 15.3.9 Evaluating a double integral with polar coordinates.**

Find the volume under the surface given by the graph of  $f(x, y) = \frac{1}{x^2 + y^2 + 1}$  over the sector of the circle with radius  $a$  centered at the origin in the first quadrant, as shown in [Figure 15.3.10](#).



**Figure 15.3.10** The surface and region  $R$  used in [Example 15.3.9](#)

**Solution.** The region  $R$  we are integrating over is a circle with radius  $a$ , restricted to the first quadrant. Thus, in polar, the bounds on  $R$  are  $0 \leq r \leq a$ ,  $0 \leq \theta \leq \pi/2$ . The integrand is rewritten in polar as

$$\frac{1}{x^2 + y^2 + 1} \Rightarrow \frac{1}{r^2 \cos^2(\theta) + r^2 \sin^2(\theta) + 1} = \frac{1}{r^2 + 1}.$$

We find the volume as follows:

$$\begin{aligned} \iint_R f(x, y) dA &= \int_0^{\pi/2} \int_0^a \frac{r}{r^2 + 1} dr d\theta \\ &= \int_0^{\pi/2} \frac{1}{2} (\ln |r^2 + 1|) \Big|_0^a d\theta \\ &= \int_0^{\pi/2} \frac{1}{2} \ln(a^2 + 1) d\theta \\ &= \left( \frac{1}{2} \ln(a^2 + 1) \theta \right) \Big|_0^{\pi/2} \\ &= \frac{\pi}{4} \ln(a^2 + 1). \end{aligned}$$

[Figure 15.3.10](#) shows that  $f$  shrinks to near 0 very quickly. Regardless, as  $a$  grows, so does the volume, without bound.

Previous work has shown that there is finite *area* under  $\frac{1}{x^2+1}$  over the entire  $x$ -axis. However, [Example 15.3.9](#) shows that there is infinite *volume* under  $\frac{1}{x^2+y^2+1}$  over the entire  $xy$ -plane.



**Example 15.3.11 Finding the volume of a sphere.**

Find the volume of a sphere with radius  $a$ .

**Solution.** The sphere of radius  $a$ , centered at the origin, has equation  $x^2 + y^2 + z^2 = a^2$ ; solving for  $z$ , we have  $z = \sqrt{a^2 - x^2 - y^2}$ . This gives the upper half of a sphere. We wish to find the volume under this top half, then double it to find the total volume.

The region we need to integrate over is the disk of radius  $a$ , centered at the origin. Polar bounds for this equation are  $0 \leq r \leq a$ ,  $0 \leq \theta \leq 2\pi$ .

All together, the volume of a sphere with radius  $a$  is:

$$\begin{aligned} 2 \iint_R \sqrt{a^2 - x^2 - y^2} \, dA &= 2 \int_0^{2\pi} \int_0^a \sqrt{a^2 - (r \cos(\theta))^2 - (r \sin(\theta))^2} r \, dr \, d\theta \\ &= 2 \int_0^{2\pi} \int_0^a r \sqrt{a^2 - r^2} \, dr \, d\theta. \end{aligned}$$

We can evaluate this inner integral with substitution. With  $u = a^2 - r^2$ ,  $du = -2r \, dr$ . The new bounds of integration are  $u(0) = a^2$  to  $u(a) = 0$ . Thus we have:

$$\begin{aligned} &= \int_0^{2\pi} \int_{a^2}^0 (-u^{1/2}) \, du \, d\theta \\ &= \int_0^{2\pi} \left( -\frac{2}{3} u^{3/2} \right) \Big|_{a^2}^0 \, d\theta \\ &= \int_0^{2\pi} \left( \frac{2}{3} a^3 \right) \, d\theta \\ &= \left( \frac{2}{3} a^3 \theta \right) \Big|_0^{2\pi} \\ &= \frac{4}{3} \pi a^3. \end{aligned}$$

Generally, the formula for the volume of a sphere with radius  $r$  is given as  $4/3\pi r^3$ ; we have justified this formula with our calculation.



[youtu.be/watch?v=47Xebo9FsKs](https://youtu.be/watch?v=47Xebo9FsKs)

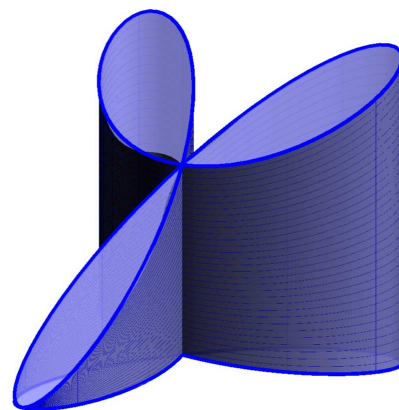
**Figure 15.3.12** Finding the volume bounded by two surfaces

**Example 15.3.13 Finding the volume of a solid.**

A sculptor wants to make a solid bronze cast of the solid shown in [Figure 15.3.14](#), where the base of the solid has boundary, in polar coordinates,  $r = \cos(3\theta)$ , and the top is defined by the plane  $z = 1 - x + 0.1y$ . Find the volume of the solid.

**Solution.** From the outset, we should recognize that knowing *how to set up* this problem is probably more important than knowing *how to compute the integrals*. The iterated integral to come is not “hard” to evaluate, though it is long, requiring lots of algebra. Once the proper iterated integral is determined, one can use readily available technology to help compute the final answer.

The region  $R$  that we are integrating over is bound by  $0 \leq r \leq \cos(3\theta)$ , for  $0 \leq \theta \leq \pi$  (note that this rose curve is traced out on the interval  $[0, \pi]$ , not  $[0, 2\pi]$ ). This gives us our bounds of integration. The integrand



**Figure 15.3.14** Visualizing the solid used in [Example 15.3.13](#)

is  $z = 1 - x + 0.1y$ ; converting to polar, we have that the volume  $V$  is:

$$V = \iint_R f(x, y) dA = \int_0^\pi \int_0^{\cos(3\theta)} (1 - r \cos(\theta) + 0.1r \sin(\theta)) r dr d\theta.$$

Distributing the  $r$ , the inner integral is easy to evaluate, leading to

$$\int_0^\pi \left( \frac{1}{2} \cos^2(3\theta) - \frac{1}{3} \cos^3(3\theta) \cos(\theta) + \frac{0.1}{3} \cos^3(3\theta) \sin(\theta) \right) d\theta.$$

This integral takes time to compute by hand; it is rather long and cumbersome. The powers of cosine need to be reduced, and products like  $\cos(3\theta) \cos(\theta)$  need to be turned to sums using the Product To Sum formulas in the back cover of this text.

We rewrite  $\frac{1}{2} \cos^2(3\theta)$  as  $\frac{1}{4}(1 + \cos(6\theta))$ . We can also rewrite  $\frac{1}{3} \cos^3(3\theta) \cos(\theta)$  as:

$$\begin{aligned} \frac{1}{3} \cos^3(3\theta) \cos(\theta) &= \frac{1}{3} \cos^2(3\theta) \cos(3\theta) \cos(\theta) \\ &= \frac{1}{3} \frac{1 + \cos(6\theta)}{2} (\cos(4\theta) + \cos(2\theta)). \end{aligned}$$

This last expression still needs simplification, but eventually all terms can be reduced to the form  $a \cos(m\theta)$  or  $a \sin(m\theta)$  for various values of  $a$  and  $m$ .

We forgo the algebra and recommend the reader employ technology, such as WolframAlpha®, to compute the numeric answer. Such technology gives:

$$\int_0^\pi \int_0^{\cos(3\theta)} (1 - r \cos(\theta) + 0.1r \sin(\theta)) r dr d\theta = \frac{\pi}{4} \approx 0.785u^3.$$

Since the units were not specified, we leave the result as almost 0.8 cubic units (meters, feet, etc.) Should the artist want to scale the piece uniformly, so that each rose petal had a length other than 1, she should keep in mind that scaling by a factor of  $k$  scales the volume by a factor of  $k^3$ .

We have used iterated integrals to find areas of plane regions and volumes under surfaces. Just as a single integral can be used to compute much more than “area under the curve,” iterated integrals can be used to compute much more than we have thus far seen. The next two sections show two, among many, applications of iterated integrals.



[youtu.be/watch?v=x72\\_v\\_zZkl4](https://youtu.be/watch?v=x72_v_zZkl4)

**Figure 15.3.15** Another integral over a rose curve

## 15.3.1 Exercises

## Terms and Concepts

1. When evaluating  $\iint_R f(x, y) dA$  using polar coordinates,  $f(x, y)$  is replaced with \_\_\_\_\_ and  $dA$  is replaced with \_\_\_\_\_.
2. Why would one be interested in evaluating a double integral with polar coordinates?

## Problems

**Exercise Group.** A function  $f(x, y)$  is given and a region  $R$  of the  $xy$ -plane is described. Set up and evaluate  $\iint_R f(x, y) dA$  using polar coordinates.

3.  $f(x, y) = 3x - y + 4$  and  $R$  is the region enclosed by the circle  $x^2 + y^2 = 1$ .
4.  $f(x, y) = 4x + 4y$ ;  $R$  is the region enclosed by the circle  $x^2 + y^2 = 4$ .
5.  $f(x, y) = 8 - y$  and  $R$  is the region enclosed by the circles with polar equations  $r = \cos(\theta)$  and  $r = 3\cos(\theta)$ .
6.  $f(x, y) = 4$ ;  $R$  is the region enclosed by the petal of the rose curve  $r = \sin(2\theta)$  in the first quadrant.
7.  $f(x, y) = \ln(x^2 + y^2)$ ;  $R$  is the annulus enclosed by the circles  $x^2 + y^2 = 1$  and  $x^2 + y^2 = 4$ .
8.  $f(x, y) = 1 - x^2 - y^2$  and  $R$  is the region enclosed by the circle  $x^2 + y^2 = 1$ .
9.  $f(x, y) = x^2 - y^2$ ;  $R$  is the region enclosed by the circle  $x^2 + y^2 = 36$  in the first and fourth quadrants.
10.  $f(x, y) = (x - y)/(x + y)$ ;  $R$  is the region enclosed by the lines  $y = x$ ,  $y = 0$  and the circle  $x^2 + y^2 = 1$  in the first quadrant.

**Exercise Group.** An iterated integral in rectangular coordinates is given. Rewrite the integral using polar coordinates and evaluate the new double integral.

11.  $\int_0^5 \int_{-\sqrt{25-x^2}}^{\sqrt{25-x^2}} \sqrt{x^2 + y^2} dy dx$
12.  $\int_{-4}^4 \int_{-\sqrt{16-y^2}}^0 (2y - x) dx dy$
13.  $\int_0^2 \int_y^{\sqrt{8-y^2}} (x + y) dx dy$
14.  $\int_{-2}^{-1} \int_0^{\sqrt{4-x^2}} (x + 5) dy dx + \int_{-1}^1 \int_{\sqrt{1-x^2}}^{\sqrt{4-x^2}} (x + 5) dy dx + \int_1^2 \int_0^{\sqrt{4-x^2}} (x + 5) dy dx$   
Hint: draw the region of each integral carefully and see how they all connect.

**Exercise Group.** In the following exercises, special double integrals are presented that are especially well suited for evaluation in polar coordinates.

15. Consider  $\iint_R e^{-(x^2+y^2)} dA$ .

- (a) Why is this integral difficult to evaluate in rectangular coordinates, regardless of the region  $R$ ?
- (b) Let  $R$  be the region bounded by the circle of radius  $a$  centered at the origin. Evaluate the double integral using polar coordinates.
- (c) Take the limit of your answer from (b), as  $a \rightarrow \infty$ . What does this imply about the volume under the surface  $z = e^{-(x^2+y^2)}$  over the entire  $xy$ -plane?

16. The surface of a right circular cone with height  $h$  and base radius  $a$  can be described by the equation  $f(x, y) = h - h\sqrt{\frac{x^2}{a^2} + \frac{y^2}{a^2}}$ , where the tip of the cone lies at  $(0, 0, h)$  and the circular base lies in the  $xy$ -plane, centered at the origin.

Confirm that the volume of a right circular cone with height  $h$  and base radius  $a$  is

$V = \frac{1}{3}\pi a^2 h$  by evaluating  $\iint_R f(x, y) dA$  in polar coordinates.

## 15.4 Center of Mass

We have used iterated integrals to find areas of plane regions and signed volumes under surfaces. A brief recap of these uses will be useful in this section as we apply iterated integrals to compute the *mass* and *center of mass* of planar regions.

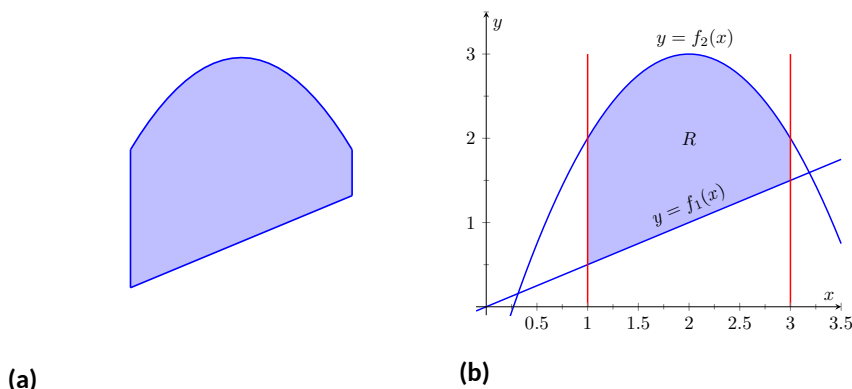
To find the area of a planar region, we evaluated the double integral  $\iint_R dA$ . That is, summing up the areas of lots of little subregions of  $R$  gave us the total area. Informally, we think of  $\iint_R dA$  as meaning “sum up lots of little areas over  $R$ .”

To find the signed volume under a surface, we evaluated the double integral  $\iint_R f(x, y) dA$ . Recall that the “ $dA$ ” is not just a “bookend” at the end of an integral; rather, it is multiplied by  $f(x, y)$ . We regard  $f(x, y)$  as giving a height, and  $dA$  still giving an area:  $f(x, y) dA$  gives a volume. Thus, informally,  $\iint_R f(x, y) dA$  means “sum up lots of little volumes over  $R$ .”

We now extend these ideas to other contexts.

### 15.4.1 Mass and Weight

Consider a thin sheet of material with constant thickness and finite area. Mathematicians (and physicists and engineers) call such a sheet a *lamina*. So consider a lamina, as shown in Figure 15.4.1(a), with the shape of some planar region  $R$ , as shown in Figure 15.4.1(b).



**Figure 15.4.1** Illustrating the concept of a lamina

We can write a simple double integral that represents the mass of the lamina:  $\iint_R dm$ , where “ $dm$ ” means “a little mass.” That is, the double integral states the total mass of the lamina can be found by “summing up lots of little masses over  $R$ .”

To evaluate this double integral, partition  $R$  into  $n$  subregions as we have done in the past. The  $i$ th subregion has area  $\Delta A_i$ . A fundamental property of mass is that “mass = density  $\times$  area.” If the lamina has a constant density  $\delta$ , then the mass of this  $i$ th subregion is  $\Delta m_i = \delta \Delta A_i$ . That is, we can compute a small amount of mass by multiplying a small amount of area by the density.

If density is variable, with density function  $\delta = \delta(x, y)$ , then we can approximate the mass of the  $i$ th subregion of  $R$  by multiplying  $\Delta A_i$  by  $\delta(x_i, y_i)$ , where  $(x_i, y_i)$  is a point in that subregion. That is, for a small enough subregion of  $R$ , the density across that region is almost constant.

The total mass  $M$  of the lamina is approximately the sum of approximate masses of subregions:

$$M \approx \sum_{i=1}^n \Delta m_i = \sum_{i=1}^n \delta(x_i, y_i) \Delta A_i.$$

*Mass and weight* are different measures. Since they are scalar multiples of each other, it is often easy to treat them as the same measure. In this section we effectively treat them as the same, as our technique for finding mass is the same as for finding weight. The density functions used will simply have different units.

Taking the limit as the size of the subregions shrinks to 0 gives us the actual mass; that is, integrating  $\delta(x, y)$  over  $R$  gives the mass of the lamina.

**Definition 15.4.2 Mass of a Lamina with Variable Density.**

Let  $\delta(x, y)$  be a continuous density function of a lamina corresponding to a closed, bounded plane region  $R$ . The mass  $M$  of the lamina is

$$\text{mass } M = \iint_R dm = \iint_R \delta(x, y) dA.$$

**Example 15.4.3 Finding the mass of a lamina with constant density.**

Find the mass of a square lamina, with side length 1, with a density of  $\delta = 3 \text{ g/cm}^2$ .

**Solution.** We represent the lamina with a square region in the plane as shown in Figure 15.4.4. As the density is constant, it does not matter where we place the square.

Following Definition 15.4.2, the mass  $M$  of the lamina is

$$M = \iint_R 3 dA = \int_0^1 \int_0^1 3 dx dy = 3 \int_0^1 \int_0^1 dx dy = 3 \text{ g}.$$

This is all very straightforward; note that all we really did was find the area of the lamina and multiply it by the constant density of  $3 \frac{\text{g}}{\text{cm}^2}$ .

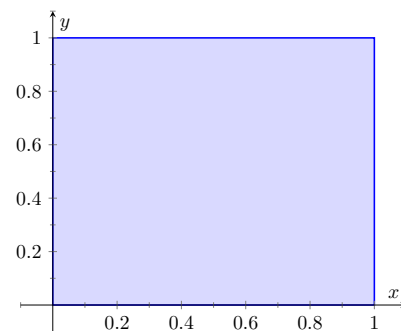


Figure 15.4.4 A region  $R$  representing a lamina in Example 15.4.3

**Example 15.4.5 Finding the mass of a lamina with variable density.**

Find the mass of a square lamina, represented by the unit square with lower lefthand corner at the origin (see Figure 15.4.4), with variable density  $\delta(x, y) = (x + y + 2) \text{ g/cm}^2$ .

**Solution.** The variable density  $\delta$ , in this example, is very uniform, giving a density of 3 in the center of the square and changing linearly. A graph of  $\delta(x, y)$  can be seen in Figure 15.4.6; notice how “same amount” of density is above  $z = 3$  as below. We’ll comment on the significance of this momentarily.

The mass  $M$  is found by integrating  $\delta(x, y)$  over  $R$ . The order of integration is not important; we choose  $dx dy$  arbitrarily. Thus:

$$\begin{aligned} M &= \iint_R (x + y + 2) dA = \int_0^1 \int_0^1 (x + y + 2) dx dy \\ &= \int_0^1 \left( \frac{1}{2}x^2 + x(y + 2) \right) \Big|_0^1 dy \\ &= \int_0^1 \left( \frac{5}{2} + y \right) dy \\ &= \left( \frac{5}{2}y + \frac{1}{2}y^2 \right) \Big|_0^1 \\ &= 3 \text{ g}. \end{aligned}$$

It turns out that since the density of the lamina is so uniformly distributed “above and below”  $z = 3$  that the mass of the lamina is the same as if it had a constant density of 3. The density functions in Example 15.4.3

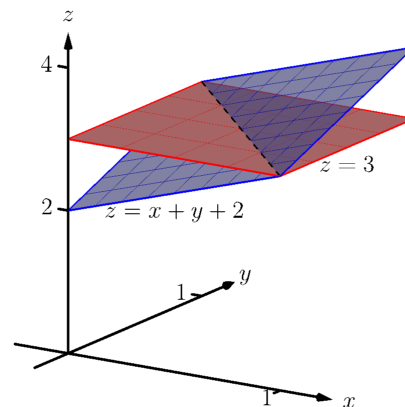


Figure 15.4.6 Graphing the density functions in Example 15.4.3 and Example 15.4.5

and [Example 15.4.5](#) are graphed in [Figure 15.4.6](#), which illustrates this concept.

**Example 15.4.7 Finding the weight of a lamina with variable density.**

Find the weight of the lamina represented by the disk with radius 2 ft, centered at the origin, with density function  $\delta(x, y) = (x^2 + y^2 + 1)$  lb/ft<sup>2</sup>. Compare this to the weight of the lamina with the same shape and density  $\delta(x, y) = (2\sqrt{x^2 + y^2} + 1)$  lb/ft<sup>2</sup>.

**Solution.** A direct application of [Definition 15.4.2](#) states that the weight of the lamina is  $\iint_R \delta(x, y) dA$ . Since our lamina is in the shape of a circle, it makes sense to approach the double integral using polar coordinates.

The density function  $\delta(x, y) = x^2 + y^2 + 1$  becomes

$$\delta(r, \theta) = (r \cos(\theta))^2 + (r \sin(\theta))^2 + 1 = r^2 + 1.$$

The circle is bounded by  $0 \leq r \leq 2$  and  $0 \leq \theta \leq 2\pi$ . Thus the weight  $W$  is:

$$\begin{aligned} W &= \int_0^{2\pi} \int_0^2 (r^2 + 1)r dr d\theta \\ &= \int_0^{2\pi} \left( \frac{1}{4}r^4 + \frac{1}{2}r^2 \right) \Big|_0^2 d\theta \\ &= \int_0^{2\pi} (6) d\theta \\ &= 12\pi \approx 37.70 \text{ lb.} \end{aligned}$$

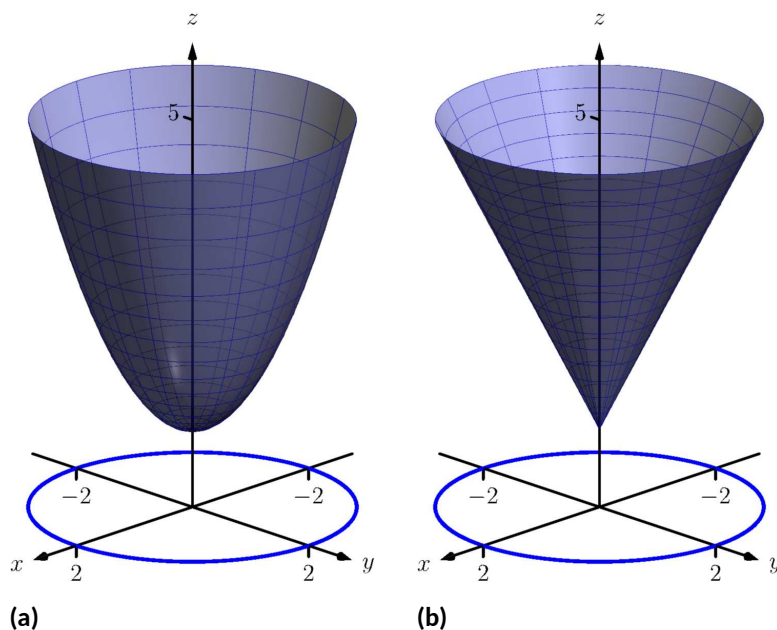
Now compare this with the density function  $\delta(x, y) = 2\sqrt{x^2 + y^2} + 1$ . Converting this to polar coordinates gives

$$\delta(r, \theta) = 2\sqrt{(r \cos(\theta))^2 + (r \sin(\theta))^2} + 1 = 2r + 1.$$

Thus the weight  $W$  is:

$$\begin{aligned} W &= \int_0^{2\pi} \int_0^2 (2r + 1)r dr d\theta \\ &= \int_0^{2\pi} \left( \frac{2}{3}r^3 + \frac{1}{2}r^2 \right) \Big|_0^2 d\theta \\ &= \int_0^{2\pi} \left( \frac{22}{3} \right) d\theta \\ &= \frac{44}{3}\pi \approx 46.08 \text{ lb.} \end{aligned}$$

One would expect different density functions to return different weights, as we have here. The density functions were chosen, though, to be similar: each gives a density of 1 at the origin and a density of 5 at the outside edge of the circle, as seen in [Figure 15.4.8](#).



**Figure 15.4.8** Graphing the density functions in [Example 15.4.7](#). In (a) is the density function  $\delta(x, y) = x^2 + y^2 + 1$ ; in (b) is  $\delta(x, y) = 2\sqrt{x^2 + y^2 + 1}$

Notice how  $x^2 + y^2 + 1 \leq 2\sqrt{x^2 + y^2 + 1}$  over the circle; this results in less weight.

Plotting the density functions can be useful as our understanding of mass can be related to our understanding of “volume under a surface.” We interpreted  $\iint_R f(x, y) dA$  as giving the volume under  $f$  over  $R$ ; we can understand  $\iint_R \delta(x, y) dA$  in the same way. The “volume” under  $\delta$  over  $R$  is actually mass; by compressing the “volume” under  $\delta$  onto the  $xy$ -plane, we get “more mass” in some areas than others — i.e., areas of greater density.

Knowing the mass of a lamina is one of several important measures. Another is the *center of mass*, which we discuss next.

## 15.4.2 Center of Mass

Consider a disk of radius 1 with uniform density. It is common knowledge that the disk will balance on a point if the point is placed at the center of the disk. What if the disk does not have a uniform density? Through trial-and-error, we should still be able to find a spot on the disk at which the disk will balance on a point. This balance point is referred to as the *center of mass*, or *center of gravity*. It is though all the mass is “centered” there. In fact, if the disk has a mass of 3 kg, the disk will behave physically as though it were a point-mass of 3 kg located at its center of mass. For instance, the disk will naturally spin with an axis through its center of mass (which is why it is important to “balance” the tires of your car: if they are “out of balance”, their center of mass will be outside of the axle and it will shake terribly).

We find the center of mass based on the principle of a *weighted average*. Consider a college class in which your homework average is 90%, your test average is 73%, and your final exam grade is an 85%. Experience tells us that our



final grade is *not* the *average* of these three grades: that is, it is not:

$$\frac{0.9 + 0.73 + 0.85}{3} \approx 0.837 = 83.7$$

That is, you are probably not pulling a B in the course. Rather, your grades are *weighted*. Let's say the homework is worth 10% of the grade, tests are 60% and the exam is 30%. Then your final grade is:

$$(0.1)(0.9) + (0.6)(0.73) + (0.3)(0.85) = 0.783 = 78.3$$

Each grade is multiplied by a *weight*.

In general, given values  $x_1, x_2, \dots, x_n$  and weights  $w_1, w_2, \dots, w_n$ , the weighted average of the  $n$  values is

$$\frac{\sum_{i=1}^n w_i x_i}{\sum_{i=1}^n w_i}.$$

In the grading example above, the sum of the weights 0.1, 0.6 and 0.3 is 1, so we don't see the division by the sum of weights in that instance.

How this relates to center of mass is given in the following theorem.

**Theorem 15.4.9 Center of Mass of Discrete Linear System.**

*Let point masses  $m_1, m_2, \dots, m_n$  be distributed along the  $x$ -axis at locations  $x_1, x_2, \dots, x_n$ , respectively. The center of mass  $\bar{x}$  of the system is located at*

$$\bar{x} = \frac{\sum_{i=1}^n m_i x_i}{\sum_{i=1}^n m_i}.$$

**Example 15.4.10 Finding the center of mass of a discrete linear system.**

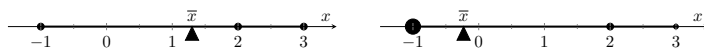
1. Point masses of 2 g are located at  $x = -1$ ,  $x = 2$  and  $x = 3$  are connected by a thin rod of negligible weight. Find the center of mass of the system.
2. Point masses of 10 g, 2 g and 1 g are located at  $x = -1$ ,  $x = 2$  and  $x = 3$ , respectively, are connected by a thin rod of negligible weight. Find the center of mass of the system.

**Solution.**

1. Following [Theorem 15.4.9](#), we compute the center of mass as:

$$\bar{x} = \frac{2(-1) + 2(2) + 2(3)}{2 + 2 + 2} = \frac{4}{3} = 1.\bar{3}.$$

So the system would balance on a point placed at  $x = 4/3$ , as illustrated in [Figure 15.4.11\(a\)](#).



(a)

(b)

**Figure 15.4.11** Illustrating point masses along a thin rod and the center of mass

2. Again following [Theorem 15.4.9](#), we find:

$$\bar{x} = \frac{10(-1) + 2(2) + 1(3)}{10 + 2 + 1} = \frac{-3}{13} \approx -0.23.$$

Placing a large weight at the left hand side of the system moves the center of mass left, as shown in [Figure 15.4.11\(b\)](#).

In a discrete system (i.e., mass is located at individual points, not along a continuum) we find the center of mass by dividing the mass into a *moment* of the system. In general, a moment is a weighted measure of distance from a particular point or line. In the case described by [Theorem 15.4.9](#), we are finding a weighted measure of distances from the  $y$ -axis, so we refer to this as *the moment about the  $y$ -axis*, represented by  $M_y$ . Letting  $M$  be the total mass of the system, we have  $\bar{x} = M_y/M$ .

We can extend the concept of the center of mass of discrete points along a line to the center of mass of discrete points in the plane rather easily. To do so, we define some terms then give a theorem.

**Definition 15.4.12 Moments about the  $x$  and  $y$  Axes.**

Let point masses  $m_1, m_2, \dots, m_n$  be located at points

$$(x_1, y_1), (x_2, y_2), \dots, (x_n, y_n),$$

respectively, in the  $xy$ -plane.

1. The *moment about the  $y$ -axis*,  $M_y$ , is  $M_y = \sum_{i=1}^n m_i x_i$ .
2. The *moment about the  $x$ -axis*,  $M_x$ , is  $M_x = \sum_{i=1}^n m_i y_i$ .

One can think that these definitions are “backwards” as  $M_y$  sums up “ $x$ ” distances. But remember, “ $x$ ” distances are measurements of distance from the  $y$ -axis, hence defining the moment about the  $y$ -axis.

We now define the center of mass of discrete points in the plane.

**Theorem 15.4.13 Center of Mass of Discrete Planar System.**

Let point masses  $m_1, m_2, \dots, m_n$  be located at points

$$(x_1, y_1), (x_2, y_2), \dots, (x_n, y_n),$$

respectively, in the  $xy$ -plane, and let  $M = \sum_{i=1}^n m_i$ .

The center of mass of the system is at  $(\bar{x}, \bar{y})$ , where

$$\bar{x} = \frac{M_y}{M} \text{ and } \bar{y} = \frac{M_x}{M}.$$

**Example 15.4.14 Finding the center of mass of a discrete planar system.**

Let point masses of 1 kg, 2 kg and 5 kg be located at points  $(2, 0)$ ,  $(1, 1)$  and  $(3, 1)$ , respectively, and are connected by thin rods of negligible weight. Find the center of mass of the system.

**Solution.** We follow [Theorem 15.4.13](#) and [Definition 15.4.12](#) to find  $M$ ,  $M_x$  and  $M_y$ :

$$M = 1 + 2 + 5 = 8 \text{ kg.}$$

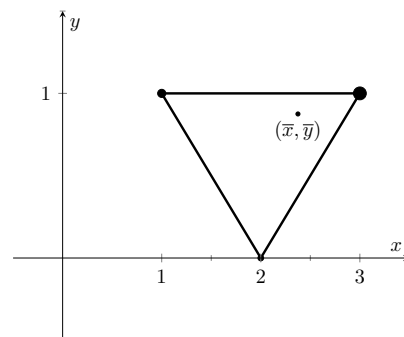
$$M_x = \sum_{i=1}^n m_i y_i$$

$$= 1(0) + 2(1) + 5(1) = 7.$$

$$M_y = \sum_{i=1}^n m_i x_i$$

$$= 1(2) + 2(1) + 5(3)$$

$$\text{Thus the center of mass is } (\bar{x}, \bar{y}) = \left( \frac{M_y}{M}, \frac{M_x}{M} \right) = \left( \frac{19}{8}, \frac{7}{8} \right) = (2.375, 0.875), \text{ illustrated in Figure 15.4.15.}$$



**Figure 15.4.15** Illustrating the center of mass of a discrete planar system in [Example 15.4.14](#)

We finally arrive at our true goal of this section: finding the center of mass of a lamina with variable density. While the above measurement of center of mass is interesting, it does not directly answer more realistic situations where we need to find the center of mass of a contiguous region. However, understanding the discrete case allows us to approximate the center of mass of a planar lamina; using calculus, we can refine the approximation to an exact value.

We begin by representing a planar lamina with a region  $R$  in the  $xy$ -plane with density function  $\delta(x, y)$ . Partition  $R$  into  $n$  subdivisions, each with area  $\Delta A_i$ . As done before, we can approximate the mass of the  $i$ th subregion with  $\delta(x_i, y_i) \Delta A_i$ , where  $(x_i, y_i)$  is a point inside the  $i$ th subregion. We can approximate the moment of this subregion about the  $y$ -axis with  $x_i \delta(x_i, y_i) \Delta A_i$  — that is, by multiplying the approximate mass of the region by its approximate distance from the  $y$ -axis. Similarly, we can approximate the moment about the  $x$ -axis with  $y_i \delta(x_i, y_i) \Delta A_i$ . By summing over all subregions, we have:

$$\text{mass: } M \approx \sum_{i=1}^n \delta(x_i, y_i) \Delta A_i \text{ (as seen before)}$$

$$\text{moment about the } x\text{-axis: } M_x \approx \sum_{i=1}^n y_i \delta(x_i, y_i) \Delta A_i$$

$$\text{moment about the } y\text{-axis: } M_y \approx \sum_{i=1}^n x_i \delta(x_i, y_i) \Delta A_i$$

By taking limits, where size of each subregion shrinks to 0 in both the  $x$  and  $y$  directions, we arrive at the double integrals given in the following theorem.

**Theorem 15.4.16 Center of Mass of a Planar Lamina, Moments.**

Let a planar lamina be represented by a closed, bounded region  $R$  in the  $xy$ -plane with density function  $\delta(x, y)$ .

1. mass:  $M = \iint_R \delta(x, y) dA$
2. moment about the  $x$ -axis:  $M_x = \iint_R y\delta(x, y) dA$
3. moment about the  $y$ -axis:  $M_y = \iint_R x\delta(x, y) dA$
4. The center of mass of the lamina is

$$(\bar{x}, \bar{y}) = \left( \frac{M_y}{M}, \frac{M_x}{M} \right).$$

We start our practice of finding centers of mass by revisiting some of the lamina used previously in this section when finding mass. We will just set up the integrals needed to compute  $M$ ,  $M_x$  and  $M_y$  and leave the details of the integration to the reader.

**Example 15.4.17 Finding the center of mass of a lamina.**

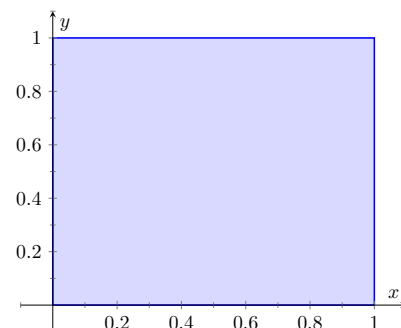
Find the center mass of a square lamina, with side length 1, with a density of  $\delta = 3 \text{ g/cm}^2$ . (Note: this is the lamina from [Example 15.4.3](#).)

**Solution.** We represent the lamina with a square region in the plane as shown in [Figure 15.4.18](#) as done previously.

Following [Theorem 15.4.16](#), we find  $M$ ,  $M_x$  and  $M_y$ :

$$\begin{aligned} M &= \iint_R 3 dA = \int_0^1 \int_0^1 3 dx dy = 3 \text{ g} \\ M_x &= \iint_R 3y dA = \int_0^1 \int_0^1 3y dx dy = 3/2 = 1.5 \\ M_y &= \iint_R 3x dA = \int_0^1 \int_0^1 3x dx dy = 3/2 = 1.5. \end{aligned}$$

Thus the center of mass is  $(\bar{x}, \bar{y}) = \left( \frac{M_y}{M}, \frac{M_x}{M} \right) = (1.5/3, 1.5/3) = (0.5, 0.5)$ . This is what we should have expected: the center of mass of a square with constant density is the center of the square.



**Figure 15.4.18** A region  $R$  representing a lamina in [Example 15.4.3](#)

**Example 15.4.19 Finding the center of mass of a lamina.**

Find the center of mass of a square lamina, represented by the unit square with lower lefthand corner at the origin (see [Figure 15.4.18](#)), with variable density  $\delta(x, y) = (x + y + 2) \text{ g/cm}^2$ . (Note: this is the lamina from [Example 15.4.5](#).)

**Solution.** We follow [Theorem 15.4.16](#), to find  $M$ ,  $M_x$  and  $M_y$ :

$$\begin{aligned} M &= \iint_R (x + y + 2) dA = \int_0^1 \int_0^1 (x + y + 2) dx dy = 3 \text{ g} \\ M_x &= \iint_R y(x + y + 2) dA = \int_0^1 \int_0^1 y(x + y + 2) dx dy = \frac{19}{12} \\ M_y &= \iint_R x(x + y + 2) dA = \int_0^1 \int_0^1 x(x + y + 2) dx dy = \frac{19}{12}. \end{aligned}$$

Thus the center of mass is

$$(\bar{x}, \bar{y}) = \left( \frac{M_y}{M}, \frac{M_x}{M} \right) = \left( \frac{19}{36}, \frac{19}{36} \right) \approx (0.528, 0.528).$$

While the mass of this lamina is the same as the lamina in the previous example, the greater density found with greater  $x$  and  $y$  values pulls the center of mass from the center slightly towards the upper righthand corner.

#### Example 15.4.20 Finding the center of mass of a lamina.

Find the center of mass of the lamina represented by the circle with radius 2 ft, centered at the origin, with density function  $\delta(x, y) = (x^2 + y^2 + 1) \text{ lb/ft}^2$ . (Note: this is one of the lamina used in [Example 15.4.7](#).)

**Solution.** As done in [Example 15.4.7](#), it is best to describe  $R$  using polar coordinates. Thus when we compute  $M_y$ , we will integrate not  $x\delta(x, y) = x(x^2 + y^2 + 1)$ , but rather  $(r \cos(\theta))\delta(r \cos(\theta), r \sin(\theta)) = (r \cos(\theta))(r^2 + 1)$ . We compute  $M$ ,  $M_x$  and  $M_y$ :

$$\begin{aligned} M &= \int_0^{2\pi} \int_0^2 (r^2 + 1)r dr d\theta = 12\pi \approx 37.7 \text{ lb} \\ M_x &= \int_0^{2\pi} \int_0^2 (r \sin(\theta))(r^2 + 1)r dr d\theta = 0 \\ M_y &= \int_0^{2\pi} \int_0^2 (r \cos(\theta))(r^2 + 1)r dr d\theta = 0. \end{aligned}$$

Since  $R$  and the density of  $R$  are both symmetric about the  $x$  and  $y$  axes, it should come as no big surprise that the moments about each axis is 0. Thus the center of mass is  $(\bar{x}, \bar{y}) = (0, 0)$ .

#### Example 15.4.21 Finding the center of mass of a lamina.

Find the center of mass of the lamina represented by the region  $R$  shown in [Figure 15.4.22](#), half an annulus with outer radius 6 ft and inner radius 5 ft, with constant density  $2 \frac{\text{lb}}{\text{ft}^2}$ .

**Solution.** Once again it will be useful to represent  $R$  in polar coordinates. Using the description of  $R$  and/or the illustration, we see that  $R$  is bounded by  $5 \leq r \leq 6$  and  $0 \leq \theta \leq \pi$ . As the lamina is symmetric about the  $y$ -axis, we should expect  $M_y = 0$ . We compute  $M$ ,  $M_x$  and

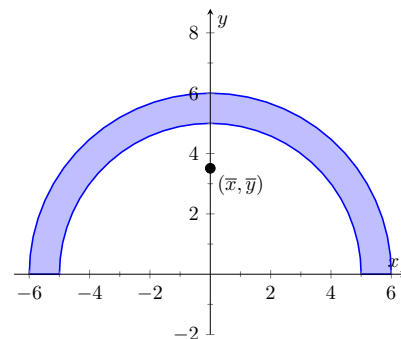


Figure 15.4.22 Illustrating the region  $R$  in [Example 15.4.21](#)

$M_y$ :

$$M = \int_0^\pi \int_5^6 (2)r \, dr \, d\theta = 11\pi \text{ lb}$$

$$M_x = \int_0^\pi \int_5^6 (r \sin(\theta))(2)r \, dr \, d\theta = \frac{364}{3} \approx 121.33$$

$$M_y = \int_0^\pi \int_5^6 (r \cos(\theta))(2)r \, dr \, d\theta = 0.$$

Thus the center of mass is  $(\bar{x}, \bar{y}) = (0, \frac{364}{33\pi}) \approx (0, 3.51)$ . The center of mass is indicated in [Figure 15.4.22](#); note how it lies outside of  $R$ !

This section has shown us another use for iterated integrals beyond finding area or signed volume under the curve. While there are many uses for iterated integrals, we give one more application in the following section: computing surface area.

## 15.4.3 Exercises

## Terms and Concepts

1. Why is it easy to use “mass” and “weight” interchangeably, even though they are different measures?
2. Given a point  $(x, y)$ , the value of  $x$  is a measure of distance from the \_\_\_\_\_-axis.
3. We can think of  $\iint_R dm$  as meaning “sum up lots of \_\_\_\_\_”
4. What is a “discrete planar system?”
5. Why does  $M_x$  use  $\iint_R y\delta(x, y) dA$  instead of  $\iint_R x\delta(x, y) dA$ ; that is, why do we use “ $y$ ” and not “ $x$ ”?
6. Describe a situation where the center of mass of a lamina does not lie within the region of the lamina itself.

## Problems

**Exercise Group.** In the following exercises, point masses are given along a line or in the plane. Find the center of mass  $\bar{x}$  or  $(\bar{x}, \bar{y})$ , as appropriate. (All masses are in grams and distances are in cm.)

- |  |   |
|--|---|
| 7. $m_1 = 4$ at $x = 1$ ; $m_2 = 3$ at $x = 3$ ; $m_3 = 5$ at $x = 10$       | 8. $m_1 = 2$ at $x = -3$ ; $m_2 = 2$ at $x = -1$ ; $m_3 = 3$ at $x = 0$ ; $m_4 = 3$ at $x = 7$        |
| 9. $m_1 = 2$ at $(-2, -2)$ ; $m_2 = 2$ at $(2, -2)$ ; $m_3 = 20$ at $(0, 4)$ | 10. $m_1 = 1$ at $(-1, -1)$ ; $m_2 = 2$ at $(-1, 1)$ ; $m_3 = 2$ at $(1, 1)$ ; $m_4 = 1$ at $(1, -1)$ |

**Exercise Group.** In the following exercises, find the mass/weight of the lamina described by the region  $R$  in the plane and its density function  $\delta(x, y)$ .

- |   |  |
|---|--|
| 11. $R$ is the rectangle with corners $(1, -3)$ , $(1, 2)$ , $(7, 2)$ and $(7, -3)$ ; $\delta(x, y) = 5 \text{ g/cm}^2$                       | 12. $R$ is the rectangle with corners $(1, -3)$ , $(1, 2)$ , $(7, 2)$ and $(7, -3)$ ; $\delta(x, y) = (x + y^2) \text{ g/cm}^2$                              |
| 13. $R$ is the triangle with corners $(-1, 0)$ , $(1, 0)$ , and $(0, 1)$ ; $\delta(x, y) = 2 \text{ lb/in}^2$                                 | 14. $R$ is the triangle with corners $(0, 0)$ , $(1, 0)$ , and $(0, 1)$ ; $\delta(x, y) = (x^2 + y^2 + 1) \text{ lb/in}^2$                                   |
| 15. $R$ is the disk centered at the origin with radius 2; $\delta(x, y) = (x + y + 4) \text{ kg/m}^2$   | 16. $R$ is the circle sector bounded by $x^2 + y^2 = 25$ in the first quadrant; $\delta(x, y) = (\sqrt{x^2 + y^2} + 1) \text{ kg/m}^2$                       |
| 17. $R$ is the annulus in the first and second quadrants bounded by $x^2 + y^2 = 9$ and $x^2 + y^2 = 36$ ; $\delta(x, y) = 4 \text{ lb/ft}^2$ | 18. $R$ is the annulus in the first and second quadrants bounded by $x^2 + y^2 = 9$ and $x^2 + y^2 = 36$ ; $\delta(x, y) = \sqrt{x^2 + y^2} \text{ lb/ft}^2$ |

**Exercise Group.** In the following exercises, find the center of mass of the lamina described by the region  $R$  in the plane and its density function  $\delta(x, y)$ .

Note: these are the same lamina as in [Exercise 15.4.11](#) — [Exercise 15.4.18](#).

- |   |  |
|---|--|
| 19. $R$ is the rectangle with corners $(1, -3)$ , $(1, 2)$ , $(7, 2)$ and $(7, -3)$ ; $\delta(x, y) = 5 \text{ g/cm}^2$                       | 20. $R$ is the rectangle with corners $(1, -3)$ , $(1, 2)$ , $(7, 2)$ and $(7, -3)$ ; $\delta(x, y) = (x + y^2) \text{ g/cm}^2$                              |
| 21. $R$ is the triangle with corners $(-1, 0)$ , $(1, 0)$ , and $(0, 1)$ ; $\delta(x, y) = 2 \text{ lb/in}^2$                                 | 22. $R$ is the triangle with corners $(0, 0)$ , $(1, 0)$ , and $(0, 1)$ ; $\delta(x, y) = (x^2 + y^2 + 1) \text{ lb/in}^2$                                   |
| 23. $R$ is the disk centered at the origin with radius 2; $\delta(x, y) = (x + y + 4) \text{ kg/m}^2$   | 24. $R$ is the circle sector bounded by $x^2 + y^2 = 25$ in the first quadrant; $\delta(x, y) = (\sqrt{x^2 + y^2} + 1) \text{ kg/m}^2$                       |
| 25. $R$ is the annulus in the first and second quadrants bounded by $x^2 + y^2 = 9$ and $x^2 + y^2 = 36$ ; $\delta(x, y) = 4 \text{ lb/ft}^2$ | 26. $R$ is the annulus in the first and second quadrants bounded by $x^2 + y^2 = 9$ and $x^2 + y^2 = 36$ ; $\delta(x, y) = \sqrt{x^2 + y^2} \text{ lb/ft}^2$ |

**Exercise Group.** The moment of inertia  $I$  is a measure of the tendency of a lamina to resist rotating about an axis or continue to rotate about an axis.  $I_x$  is the moment of inertia about the  $x$ -axis,  $I_y$  is the moment of inertia about the  $y$ -axis, and  $I_O$  is the moment of inertia about the origin. These are computed as follows:

- $I_x = \iint_R y^2 \, dm$
- $I_y = \iint_R x^2 \, dm$
- $I_O = \iint_R (x^2 + y^2) \, dm$

In the following exercises, a lamina corresponding to a planar region  $R$  is given with a mass of 16 units. For each, compute  $I_x$ ,  $I_y$  and  $I_O$ .

- 27.**  $R$  is the  $4 \times 4$  square with corners at  $(-2, -2)$  and  $(2, 2)$  with density  $\delta(x, y) = 1$ .
- 28.**  $R$  is the  $8 \times 2$  rectangle with corners at  $(-4, -1)$  and  $(4, 1)$  with density  $\delta(x, y) = 1$ .
- 29.**  $R$  is the  $4 \times 2$  rectangle with corners at  $(-2, -1)$  and  $(2, 1)$  with density  $\delta(x, y) = 2$ .
- 30.**  $R$  is the disk with radius 2 centered at the origin with density  $\delta(x, y) = 4/\pi$ .

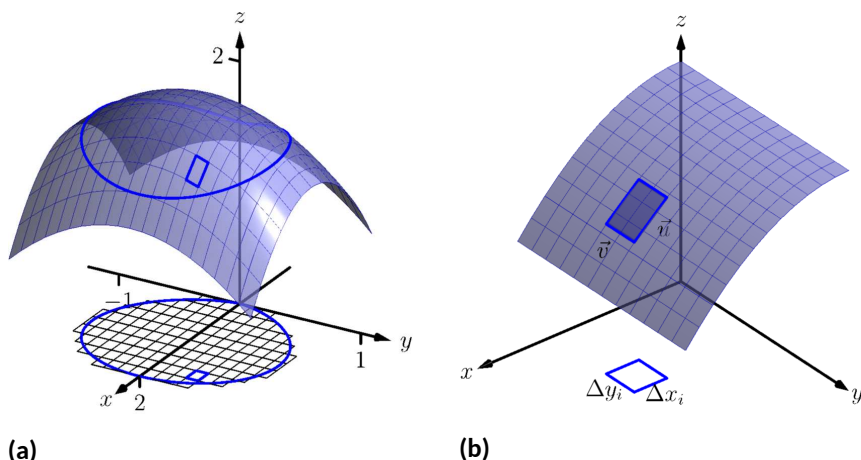


## 15.5 Surface Area

In [Section 7.4](#) we used definite integrals to compute the arc length of plane curves of the form  $y = f(x)$ . We later extended these ideas to compute the arc length of plane curves defined by parametric or polar equations.

The natural extension of the concept of “arc length over an interval” to surfaces is “surface area over a region.”

Consider the surface  $z = f(x, y)$  over a region  $R$  in the  $xy$ -plane, shown in [Figure 15.5.1\(a\)](#). Because of the domed shape of the surface, the surface area will be greater than that of the area of the region  $R$ . We can find this area using the same basic technique we have used over and over: we'll make an approximation, then using limits, we'll refine the approximation to the exact value.



**Figure 15.5.1** Developing a method of computing surface area

As done to find the volume under a surface or the mass of a lamina, we subdivide  $R$  into  $n$  subregions. Here we subdivide  $R$  into rectangles, as shown in the figure. One such subregion is outlined in the figure, where the rectangle has dimensions  $\Delta x_i$  and  $\Delta y_i$ , along with its corresponding region on the surface.

In part [Figure 15.5.1\(b\)](#) of the figure, we zoom in on this portion of the surface. When  $\Delta x_i$  and  $\Delta y_i$  are small, the function is approximated well by the tangent plane at any point  $(x_i, y_i)$  in this subregion, which is graphed in part [Figure 15.5.1\(b\)](#). In fact, the tangent plane approximates the function so well that in this figure, it is virtually indistinguishable from the surface itself! Therefore we can approximate the surface area  $S_i$  of this region of the surface with the area  $T_i$  of the corresponding portion of the tangent plane.

This portion of the tangent plane is a parallelogram, defined by sides  $\vec{u}$  and  $\vec{v}$ , as shown. One of the applications of the cross product from [Section 12.4](#) is that the area of this parallelogram is  $\|\vec{u} \times \vec{v}\|$ . Once we can determine  $\vec{u}$  and  $\vec{v}$ , we can determine the area.

The vector  $\vec{u}$  is tangent to the surface in the direction of  $x$ , therefore, from [Section 14.4](#),  $\vec{u}$  is parallel to  $\langle 1, 0, f_x(x_i, y_i) \rangle$ . The  $x$ -displacement of  $\vec{u}$  is  $\Delta x_i$ , so we know that  $\vec{u} = \Delta x_i \langle 1, 0, f_x(x_i, y_i) \rangle$ . Similar logic shows that  $\vec{v} = \Delta y_i \langle 0, 1, f_y(x_i, y_i) \rangle$ . Thus:

$$\begin{aligned}
 \text{surface area } S_i &\approx \text{area of } T_i \\
 &= \|\vec{u} \times \vec{v}\| \\
 &= \|\Delta x_i \langle 1, 0, f_x(x_i, y_i) \rangle \times \Delta y_i \langle 0, 1, f_y(x_i, y_i) \rangle\| \\
 &= \sqrt{1 + f_x(x_i, y_i)^2 + f_y(x_i, y_i)^2} \Delta x_i \Delta y_i.
 \end{aligned}$$

Note that  $\Delta x_i \Delta y_i = \Delta A_i$ , the area of the  $i$ th subregion. Summing up all  $n$  of the approximations to the surface area gives

$$\text{surface area over } R \approx \sum_{i=1}^n \sqrt{1 + f_x(x_i, y_i)^2 + f_y(x_i, y_i)^2} \Delta A_i.$$

Once again take a limit as all of the  $\Delta x_i$  and  $\Delta y_i$  shrink to 0; this leads to a double integral.

**Definition 15.5.2 Surface Area.**

Let  $z = f(x, y)$  where  $f_x$  and  $f_y$  are continuous over a closed, bounded region  $R$ . The surface area  $S$  over  $R$  is

$$\begin{aligned} S &= \iint_R dS \\ &= \iint_R \sqrt{1 + f_x(x, y)^2 + f_y(x, y)^2} dA. \end{aligned}$$

We test this definition by using it to compute surface areas of known surfaces. We start with a triangle.

**Example 15.5.3 Finding the surface area of a plane over a triangle.**

Let  $f(x, y) = 4 - x - 2y$ , and let  $R$  be the region in the plane bounded by  $x = 0$ ,  $y = 0$  and  $y = 2 - x/2$ , as shown in Figure 15.5.4. Find the surface area of  $f$  over  $R$ .

**Solution.** We follow Definition 15.5.2. We start by noting that  $f_x(x, y) = -1$  and  $f_y(x, y) = -2$ . To define  $R$ , we use bounds  $0 \leq y \leq 2 - x/2$  and  $0 \leq x \leq 4$ . Therefore

$$\begin{aligned} S &= \iint_R dS \\ &= \int_0^4 \int_0^{2-x/2} \sqrt{1 + (-1)^2 + (-2)^2} dy dx \\ &= \int_0^4 \sqrt{6} \left(2 - \frac{x}{2}\right) dx \\ &= 4\sqrt{6}. \end{aligned}$$

Because the surface is a triangle, we can figure out the area using geometry. Considering the base of the triangle to be the side in the  $xy$ -plane, we find the length of the base to be  $\sqrt{20}$ . We can find the height using our knowledge of vectors: let  $\vec{u}$  be the side in the  $xz$ -plane and let  $\vec{v}$  be the side in the  $xy$ -plane. The height is then  $\|\vec{u} - \text{proj}_{\vec{v}} \vec{u}\| = 4\sqrt{6/5}$ . Geometry states that the area is thus

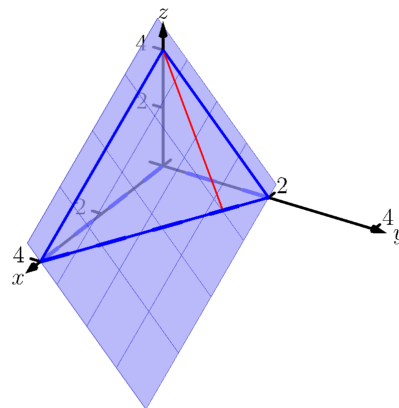
$$\frac{1}{2} \cdot 4\sqrt{6/5} \cdot \sqrt{20} = 4\sqrt{6}.$$

We affirm the validity of our formula.

It is “common knowledge” that the surface area of a sphere of radius  $r$  is  $4\pi r^2$ . We confirm this in the following example, which involves using our formula with polar coordinates.

As done before, we think of “ $\iint_R dS$ ” as meaning “sum up lots of little surface areas over  $R$ .”

The concept of surface area is *defined* here, for while we already have a notion of the area of a region in the *plane*, we did not yet have a solid grasp of what “the area of a surface in *space*” means.



**Figure 15.5.4** Finding the area of a triangle in space in Example 15.5.3

**Example 15.5.5 The surface area of a sphere.**

Find the surface area of the sphere with radius  $a$  centered at the origin, whose top hemisphere has equation  $f(x, y) = \sqrt{a^2 - x^2 - y^2}$ .

**Solution.** We start by computing partial derivatives and find

$$f_x(x, y) = \frac{-x}{\sqrt{a^2 - x^2 - y^2}} \text{ and } f_y(x, y) = \frac{-y}{\sqrt{a^2 - x^2 - y^2}}.$$

As our function  $f$  only defines the top upper hemisphere of the sphere, we double our surface area result to get the total area:

$$\begin{aligned} S &= 2 \iint_R \sqrt{1 + f_x(x, y)^2 + f_y(x, y)^2} dA \\ &= 2 \iint_R \sqrt{1 + \frac{x^2 + y^2}{a^2 - x^2 - y^2}} dA. \end{aligned}$$

The region  $R$  that we are integrating over is bounded by the circle, centered at the origin, with radius  $a$ :  $x^2 + y^2 = a^2$ . Because of this region, we are likely to have greater success with our integration by converting to polar coordinates. Using the substitutions  $x = r \cos(\theta)$ ,  $y = r \sin(\theta)$ ,  $dA = r dr d\theta$  and bounds  $0 \leq \theta \leq 2\pi$  and  $0 \leq r \leq a$ , we have:

$$\begin{aligned} S &= 2 \int_0^{2\pi} \int_0^a \sqrt{1 + \frac{r^2 \cos^2(\theta) + r^2 \sin^2(\theta)}{a^2 - r^2 \cos^2(\theta) - r^2 \sin^2(\theta)}} r dr d\theta \\ &= 2 \int_0^{2\pi} \int_0^a r \sqrt{1 + \frac{r^2}{a^2 - r^2}} dr d\theta \\ &= 2 \int_0^{2\pi} \int_0^a r \sqrt{\frac{a^2}{a^2 - r^2}} dr d\theta. \end{aligned} \quad (15.5.1)$$

Apply substitution  $u = a^2 - r^2$  and integrate the inner integral, giving

$$\begin{aligned} &= 2 \int_0^{2\pi} a^2 d\theta \\ &= 4\pi a^2. \end{aligned}$$

Our work confirms our previous formula.

**Example 15.5.6 Finding the surface area of a cone.**

The general formula for a right cone with height  $h$  and base radius  $a$  is

$$f(x, y) = h - \frac{h}{a} \sqrt{x^2 + y^2},$$

shown in Figure 15.5.7. Find the surface area of this cone.

**Solution.** We begin by computing partial derivatives.

$$f_x(x, y) = -\frac{xh}{a\sqrt{x^2 + y^2}} \text{ and } f_y(x, y) = -\frac{yh}{a\sqrt{x^2 + y^2}}.$$

Since we are integrating over the disk bounded by  $x^2 + y^2 = a^2$ , we again use polar coordinates. Using the standard substitutions, our integrand

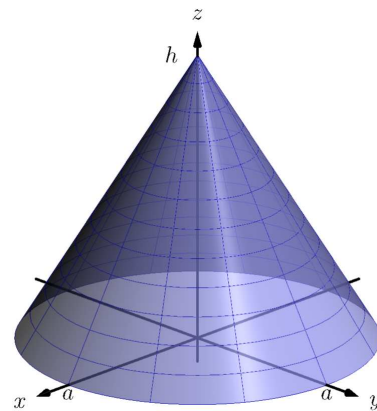
The inner integral in Equation (15.5.1) is an improper integral, as the integrand of  $\int_0^a r \sqrt{\frac{a^2}{a^2 - r^2}} dr$  is not defined at  $r = a$ . To properly evaluate this integral, one must use the techniques of Section 6.5.

The reason this need arises is that the function

$$f(x, y) = \sqrt{a^2 - x^2 - y^2}$$

fails the requirements of Definition 15.5.2, as  $f_x$  and  $f_y$  are not continuous on the boundary of the circle  $x^2 + y^2 = a^2$ .

The computation of the surface area is still valid. The definition makes stronger requirements than necessary in part to avoid the use of improper integration, as when  $f_x$  and/or  $f_y$  are not continuous, the resulting improper integral may not converge. Since the improper integral does converge in this example, the surface area is accurately computed.



**Figure 15.5.7** Finding the surface area of a cone in Example 15.5.6

becomes

$$\sqrt{1 + \left(\frac{hr \cos(\theta)}{a\sqrt{r^2}}\right)^2 + \left(\frac{hr \sin(\theta)}{a\sqrt{r^2}}\right)^2}.$$

This may look intimidating at first, but there are lots of simple simplifications to be done. It amazingly reduces to just

$$\sqrt{1 + \frac{h^2}{a^2}} = \frac{1}{a} \sqrt{a^2 + h^2}.$$

Our polar bounds are  $0 \leq \theta \leq 2\pi$  and  $0 \leq r \leq a$ . Thus

$$\begin{aligned} S &= \int_0^{2\pi} \int_0^a r \frac{1}{a} \sqrt{a^2 + h^2} dr d\theta \\ &= \int_0^{2\pi} \left( \frac{1}{2} r^2 \frac{1}{a} \sqrt{a^2 + h^2} \right) \Big|_0^a d\theta \\ &= \int_0^{2\pi} \frac{1}{2} a \sqrt{a^2 + h^2} d\theta \\ &= \pi a \sqrt{a^2 + h^2}. \end{aligned}$$

This matches the formula found in the back of this text.

Note that once again  $f_x$  and  $f_y$  are not continuous on the domain of  $f$ , as both are undefined at  $(0, 0)$ . (A similar problem occurred in the previous example.) Once again the resulting improper integral converges and the computation of the surface area is valid.

### Example 15.5.8 Finding surface area over a region.

Find the area of the surface  $f(x, y) = x^2 - 3y + 3$  over the region  $R$  bounded by  $-x \leq y \leq x$ ,  $0 \leq x \leq 4$ , as pictured in Figure 15.5.9.

**Solution.** It is straightforward to compute  $f_x(x, y) = 2x$  and  $f_y(x, y) = -3$ . Thus the surface area is described by the double integral

$$\iint_R \sqrt{1 + (2x)^2 + (-3)^2} dA = \iint_R \sqrt{10 + 4x^2} dA.$$

As with integrals describing arc length, double integrals describing surface area are in general hard to evaluate directly because of the square-root. This particular integral can be easily evaluated, though, with judicious choice of our order of integration.

Integrating with order  $dx dy$  requires us to evaluate  $\int \sqrt{10 + 4x^2} dx$ . This can be done, though it involves Integration By Parts and  $\sinh^{-1}(x)$ . Integrating with order  $dy dx$  has as its first integral  $\int \sqrt{10 + 4x^2} dy$ , which is easy to evaluate: it is simply  $y\sqrt{10 + 4x^2} + C$ . So we proceed with the order  $dy dx$ ; the bounds are already given in the statement of the problem.

$$\begin{aligned} \iint_R \sqrt{10 + 4x^2} dA &= \int_0^4 \int_{-x}^x \sqrt{10 + 4x^2} dy dx \\ &= \int_0^4 (y\sqrt{10 + 4x^2}) \Big|_{-x}^x dx \\ &= \int_0^4 (2x\sqrt{10 + 4x^2}) dx. \end{aligned}$$

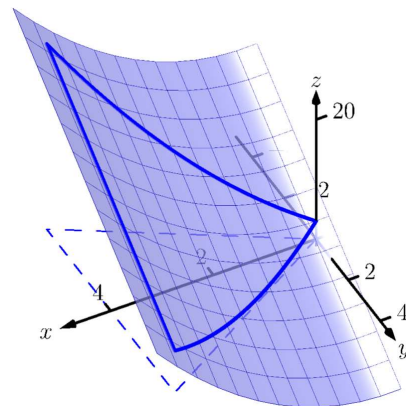


Figure 15.5.9 Graphing the surface in Example 15.5.8

Apply substitution with  $u = 10 + 4x^2$ :

$$\begin{aligned} &= \left( \frac{1}{6} (10 + 4x^2)^{3/2} \right) \Big|_0^4 \\ &= \frac{1}{3} (37\sqrt{74} - 5\sqrt{10}) \approx 100.825 \text{ units}^2. \end{aligned}$$

So while the region  $R$  over which we integrate has an area of 16 square units, the surface has a much greater area as its  $z$ -values change dramatically over  $R$ .

In practice, technology helps greatly in the evaluation of such integrals. High powered computer algebra systems can compute integrals that are difficult, or at least time consuming, by hand, and can at the least produce very accurate approximations with numerical methods. In general, just knowing *how* to set up the proper integrals brings one very close to being able to compute the needed value. Most of the work is actually done in just describing the region  $R$  in terms of polar or rectangular coordinates. Once this is done, technology can usually provide a good answer.

We have learned how to integrate integrals; that is, we have learned to evaluate double integrals. In the next section, we learn how to integrate double integrals — that is, we learn to evaluate *triple integrals*, along with learning some uses for this operation.

## 15.5.1 Exercises

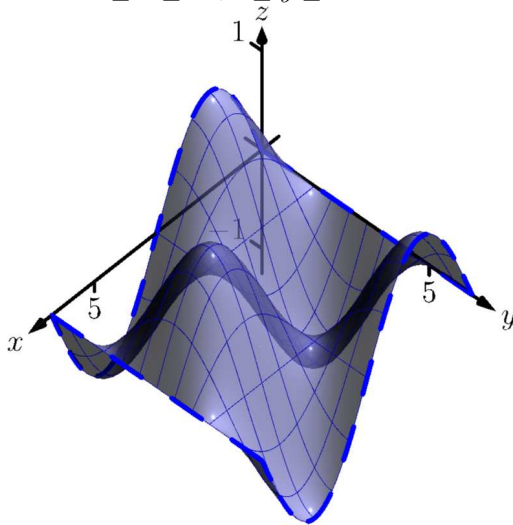
## Terms and Concepts

1. "Surface area" is analogous to what previously studied concept?
2. To approximate the area of a small portion of a surface, we computed the area of its \_\_\_\_\_ plane.
3. We interpret  $\iint_R dS$  as "sum up lots of little \_\_\_\_\_."
4. Why is it important to know how to set up a double integral to compute surface area, even if the resulting integral is hard to evaluate?
5. Why do  $z = f(x, y)$  and  $z = g(x, y) = f(x, y) + h$ , for some real number  $h$ , have the same surface area over a region  $R$ ?
6. Let  $f(x, y)$  be a function defined over a region  $R$  and let  $g(x, y) = 2f(x, y)$ . Why is the surface area of  $z = g(x, y)$  over  $R$  not twice the surface area of  $z = f(x, y)$  over  $R$ ?

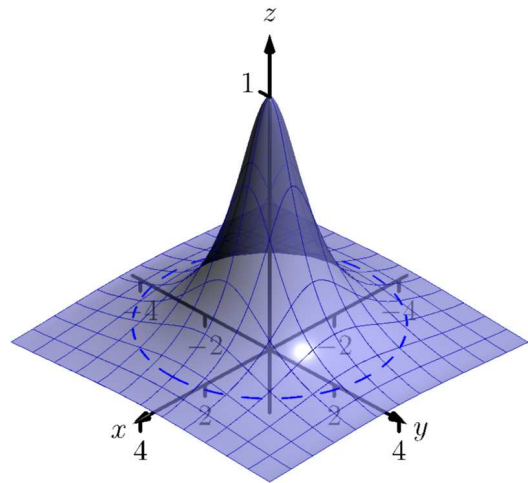
## Problems

**Exercise Group.** In the following exercises, set up the iterated integral that computes the surface area of the graph of the given function over the region  $R$ .

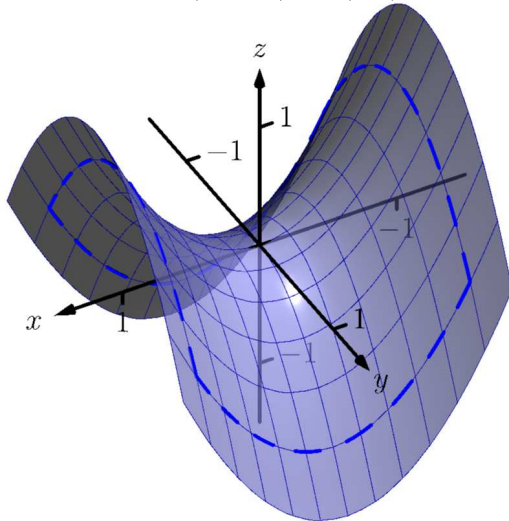
7.  $f(x, y) = \sin(x) \cos(y)$ ;  $R$  is the rectangle with bounds  $0 \leq x \leq 2\pi$ ,  $0 \leq y \leq 2\pi$ .



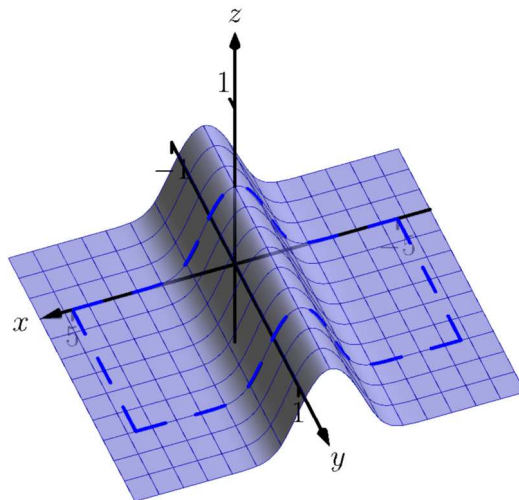
8.  $f(x, y) = \frac{1}{x^2 + y^2 + 1}$ ;  $R$  is bounded by the circle  $x^2 + y^2 = 9$ .



9.  $f(x, y) = x^2 - y^2$ ;  $R$  is the rectangle with opposite corners  $(-1, -1)$  and  $(1, 1)$ .



10.  $f(x, y) = \frac{1}{e^{x^2} + 1}$ ;  $R$  is the rectangle bounded by  $-5 \leq x \leq 5$  and  $0 \leq y \leq 1$ .



**Exercise Group.** In the following exercises, find the area of the given surface over the region  $R$ .

11.  $z = 3x - 7y + 2$ ;  $R$  is the rectangle with opposite corners  $(-1, 0)$  and  $(1, 3)$ .
13.  $z = x^2 + y^2 + 10$ ;  $R$  is bounded by the circle  $x^2 + y^2 = 16$ .
15.  $z = x^2 + y$  over  $R$ , the triangle bounded by  $y = 2x$ ,  $y = 0$  and  $x = 2$ .
17.  $z = 10 - 2\sqrt{x^2 + y^2}$  over the region  $R$  bounded by the circle  $x^2 + y^2 = 25$ . (This is the cone with height 10 and base radius 5; be sure to compare your result with the known formula.)
19. Find the surface area of the ellipse formed by restricting the plane  $f(x, y) = cx + dy + h$  to the region  $R$  bounded by the circle  $x^2 + y^2 = 1$ , where  $c$ ,  $d$  and  $h$  are some constants. Your answer should be given in terms of  $c$  and  $d$ ; why does the value of  $h$  not matter?
12.  $z = 2x + 2y + 2$ ;  $R$  is the triangle with corners  $(0, 0)$ ,  $(1, 0)$  and  $(0, 1)$ .
14.  $z = -2x + 4y^2 + 7$  over  $R$ , the triangle bounded by  $y = -x$ ,  $y = x$ ,  $0 \leq y \leq 1$ .
16.  $z = \frac{2}{3}x^{3/2} + 2y^{3/2}$  over  $R$ , the rectangle with opposite corners  $(0, 0)$  and  $(1, 1)$ .
18. Find the surface area of the sphere with radius 5 by doubling the surface area of  $f(x, y) = \sqrt{25 - x^2 - y^2}$  over the region  $R$  bounded by the circle  $x^2 + y^2 = 25$ . (Be sure to compare your result with the known formula.)

## 15.6 Volume Between Surfaces and Triple Integration

### 15.6.1 Volume between surfaces

We learned in [Section 15.2](#) how to compute the signed volume  $V$  under a surface  $z = f(x, y)$  over a region  $R$ :  $V = \iint_R f(x, y) dA$ . It follows naturally that if  $f(x, y) \geq g(x, y)$  on  $R$ , then the volume between  $f(x, y)$  and  $g(x, y)$  on  $R$  is

$$V = \iint_R f(x, y) dA - \iint_R g(x, y) dA = \iint_R (f(x, y) - g(x, y)) dA.$$

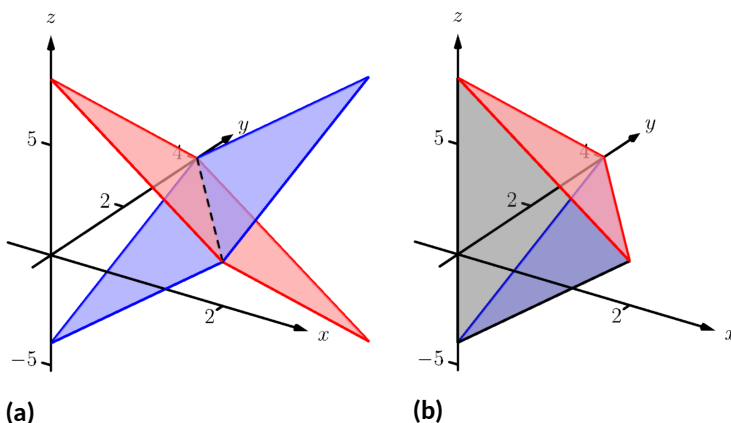
#### Theorem 15.6.1 Volume Between Surfaces.

Let  $f$  and  $g$  be continuous functions on a closed, bounded region  $R$ , where  $f(x, y) \geq g(x, y)$  for all  $(x, y)$  in  $R$ . The volume  $V$  between  $f$  and  $g$  over  $R$  is

$$V = \iint_R (f(x, y) - g(x, y)) dA.$$

#### Example 15.6.2 Finding volume between surfaces.

Find the volume of the space region bounded by the planes  $z = 3x + y - 4$ ,  $z = 8 - 3x - 2y$ ,  $x = 0$  and  $y = 0$ . In [Figure 15.6.3\(a\)](#) the planes are drawn; in [Figure 15.6.3\(b\)](#), only the defined region is given.



**Figure 15.6.3** Finding the volume between the planes given in [Example 15.6.2](#)

**Solution.** We need to determine the region  $R$  over which we will integrate. To do so, we need to determine where the planes intersect. They have common  $z$ -values when  $3x + y - 4 = 8 - 3x - 2y$ . Applying a little algebra, we have:

$$\begin{aligned} 3x + y - 4 &= 8 - 3x - 2y \\ 6x + 3y &= 12 \\ 2x + y &= 4 \end{aligned}$$

The planes intersect along the line  $2x + y = 4$ . Therefore the region  $R$  is bounded by  $x = 0$ ,  $y = 0$ , and  $y = 4 - 2x$ ; we can convert these bounds to integration bounds of  $0 \leq x \leq 2$ ,  $0 \leq y \leq 4 - 2x$ . Thus

$$V = \iint_R (8 - 3x - 2y - (3x + y - 4)) dA$$



$$\begin{aligned}
 &= \int_0^2 \int_0^{4-2x} (12 - 6x - 3y) \, dy \, dx \\
 &= 16 \text{ units}^3.
 \end{aligned}$$

The volume between the surfaces is 16 cubic units.

In the preceding example, we found the volume by evaluating the integral

$$\int_0^2 \int_0^{4-2x} (8 - 3x - 2y - (3x + y - 4)) \, dy \, dx.$$

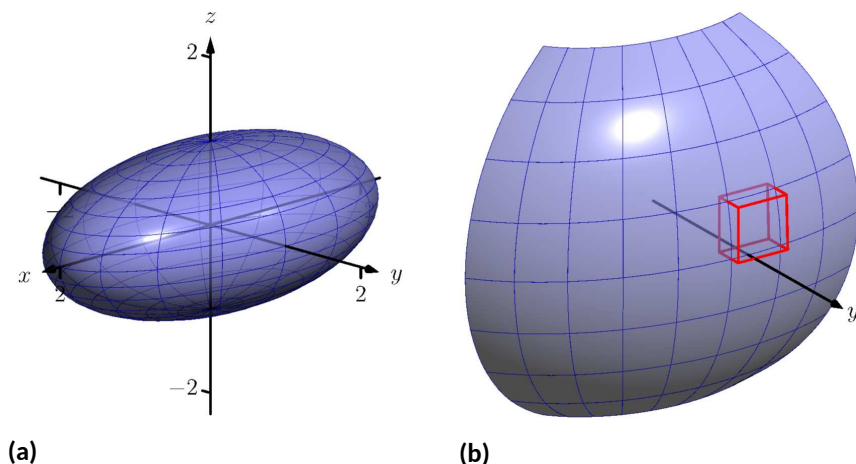
Note how we can rewrite the integrand as an integral, much as we did in [Section 15.1](#):

$$8 - 3x - 2y - (3x + y - 4) = \int_{3x+y-4}^{8-3x-2y} dz.$$

Thus we can rewrite the double integral that finds volume as

$$\int_0^2 \int_0^{4-2x} (8 - 3x - 2y - (3x + y - 4)) \, dy \, dx = \int_0^2 \int_0^{4-2x} \left( \int_{3x+y-4}^{8-3x-2y} dz \right) \, dy \, dx.$$

This no longer looks like a “double integral,” but more like a “triple integral.” Just as our first introduction to double integrals was in the context of finding the area of a plane region, our introduction into triple integrals will be in the context of finding the volume of a space region.



**Figure 15.6.4** Approximating the volume of a region  $D$  in space

To formally find the volume of a closed, bounded region  $D$  in space, such as the one shown in [Figure 15.6.4\(a\)](#), we start with an approximation. Break  $D$  into  $n$  rectangular solids; the solids near the boundary of  $D$  may possibly not include portions of  $D$  and/or include extra space. In [Figure 15.6.4\(b\)](#), we zoom in on a portion of the boundary of  $D$  to show a rectangular solid that contains space not in  $D$ ; as this is an approximation of the volume, this is acceptable and this error will be reduced as we shrink the size of our solids.

The volume  $\Delta V_i$  of the  $i$ th solid  $D_i$  is  $\Delta V_i = \Delta x_i \Delta y_i \Delta z_i$ , where  $\Delta x_i$ ,  $\Delta y_i$  and  $\Delta z_i$  give the dimensions of the rectangular solid in the  $x$ ,  $y$  and  $z$  directions, respectively. By summing up the volumes of all  $n$  solids, we get an approximation of the volume  $V$  of  $D$ :

$$V \approx \sum_{i=1}^n \Delta V_i = \sum_{i=1}^n \Delta x_i \Delta y_i \Delta z_i.$$

Let  $\|\Delta D\|$  represent the length of the longest diagonal of rectangular solids in the subdivision of  $D$ . As  $\|\Delta D\| \rightarrow 0$ , the volume of each solid goes to 0, as do each of  $\Delta x_i$ ,  $\Delta y_i$  and  $\Delta z_i$ , for all  $i$ . Our calculus experience tells us that taking a limit as  $\|\Delta D\| \rightarrow 0$  turns our approximation of  $V$  into an exact calculation of  $V$ . Before we state this result in a theorem, we use a definition to define some terms.

**Definition 15.6.5 Triple Integrals, Iterated Integration (Part I).**

Let  $D$  be a closed, bounded region in space. Let  $a$  and  $b$  be real numbers, let  $g_1(x)$  and  $g_2(x)$  be continuous functions of  $x$ , and let  $f_1(x, y)$  and  $f_2(x, y)$  be continuous functions of  $x$  and  $y$ .

1. The volume  $V$  of  $D$  is denoted by a *triple integral*,

$$V = \iiint_D dV.$$

2. The iterated integral  $\int_a^b \int_{g_1(x)}^{g_2(x)} \int_{f_1(x,y)}^{f_2(x,y)} dz \, dy \, dx$  is evaluated as

$$\int_a^b \int_{g_1(x)}^{g_2(x)} \int_{f_1(x,y)}^{f_2(x,y)} dz \, dy \, dx = \int_a^b \int_{g_1(x)}^{g_2(x)} \left( \int_{f_1(x,y)}^{f_2(x,y)} dz \right) dy \, dx.$$

Evaluating the above iterated integral is *triple integration*.

Our informal understanding of the notation  $\iiint_D dV$  is “sum up lots of little volumes over  $D$ ,” analogous to our understanding of  $\iint_R dA$  and  $\int_R dm$ .

We now state the major theorem of this section.

**Theorem 15.6.7 Triple Integration (Part I).**

Let  $D$  be a closed, bounded region in space and let  $\Delta D$  be any subdivision of  $D$  into  $n$  rectangular solids, where the  $i$ th subregion  $D_i$  has dimensions  $\Delta x_i \times \Delta y_i \times \Delta z_i$  and volume  $\Delta V_i$ .

1. The volume  $V$  of  $D$  is

$$V = \iiint_D dV = \lim_{\|\Delta D\| \rightarrow 0} \sum_{i=1}^n \Delta V_i = \lim_{\|\Delta D\| \rightarrow 0} \sum_{i=1}^n \Delta x_i \Delta y_i \Delta z_i.$$

2. If  $D$  is defined as the region bounded by the planes  $x = a$  and  $x = b$ , the cylinders  $y = g_1(x)$  and  $y = g_2(x)$ , and the surfaces  $z = f_1(x, y)$  and  $z = f_2(x, y)$ , where  $a < b$ ,  $g_1(x) \leq g_2(x)$  and  $f_1(x, y) \leq f_2(x, y)$  on  $D$ , then

$$\iiint_D dV = \int_a^b \int_{g_1(x)}^{g_2(x)} \int_{f_1(x,y)}^{f_2(x,y)} dz \, dy \, dx.$$

3.  $V$  can be determined using iterated integration with other orders of integration (there are 6 total), as long as  $D$  is defined by the region enclosed by a pair of planes, a pair of cylinders, and a pair of surfaces.

We evaluated the area of a plane region  $R$  by iterated integration, where the



[youtu.be/watch?v=EEWiiQfJktI](https://youtu.be/watch?v=EEWiiQfJktI)

**Figure 15.6.6** Introducing the triple integral

bounds were “from curve to curve, then from point to point.” [Theorem 15.6.7](#) allows us to find the volume of a space region with an iterated integral with bounds “from surface to surface, then from curve to curve, then from point to point.” In the iterated integral

$$\int_a^b \int_{g_1(x)}^{g_2(x)} \int_{f_1(x,y)}^{f_2(x,y)} dz \, dy \, dx,$$

the bounds  $a \leq x \leq b$  and  $g_1(x) \leq y \leq g_2(x)$  define a region  $R$  in the  $xy$ -plane over which the region  $D$  exists in space. However, these bounds are also defining surfaces in space;  $x = a$  is a plane and  $y = g_1(x)$  is a cylinder. The combination of these 6 surfaces enclose, and define,  $D$ .

Examples will help us understand triple integration, including integrating with various orders of integration.

**Example 15.6.9 Finding the volume of a space region with triple integration.**

Find the volume of the space region in the first octant bounded by the plane  $z = 2 - y/3 - 2x/3$ , shown in [Figure 15.6.10](#), using the order of integration  $dz \, dy \, dx$ . Set up the triple integrals that give the volume in the other 5 orders of integration.

**Solution.** Starting with the order of integration  $dz \, dy \, dx$ , we need to first find bounds on  $z$ . The region  $D$  is bounded below by the plane  $z = 0$  (because we are restricted to the first octant) and above by  $z = 2 - y/3 - 2x/3$ ;  $0 \leq z \leq 2 - y/3 - 2x/3$ .

To find the bounds on  $y$  and  $x$ , we “collapse” the region onto the  $xy$ -plane, giving the triangle shown in [Figure 15.6.11](#). (We know the equation of the line  $y = 6 - 2x$  in two ways. First, by setting  $z = 0$ , we have  $0 = 2 - y/3 - 2x/3 \Rightarrow y = 6 - 2x$ . Secondly, we know this is going to be a straight line between the points  $(3, 0)$  and  $(0, 6)$  in the  $xy$ -plane.) We define that region  $R$ , in the integration order of  $dy \, dx$ , with bounds  $0 \leq y \leq 6 - 2x$  and  $0 \leq x \leq 3$ . Thus the volume  $V$  of the region  $D$  is:

$$\begin{aligned} V &= \iiint_D dV \\ &= \int_0^3 \int_0^{6-2x} \int_0^{2-\frac{1}{3}y-\frac{2}{3}x} dz \, dy \, dx \\ &= \int_0^3 \int_0^{6-2x} \left( \int_0^{2-\frac{1}{3}y-\frac{2}{3}x} dz \right) dy \, dx \\ &= \int_0^3 \int_0^{6-2x} z \Big|_0^{2-\frac{1}{3}y-\frac{2}{3}x} dy \, dx \\ &= \int_0^3 \int_0^{6-2x} \left( 2 - \frac{1}{3}y - \frac{2}{3}x \right) dy \, dx. \end{aligned}$$

From this step on, we are evaluating a double integral as done many times before. We skip these steps and give the final volume,  $V = 6$ .

The order  $dz \, dx \, dy$ :

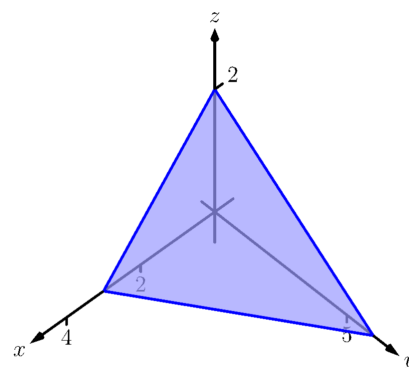
Now consider the volume using the order of integration  $dz \, dx \, dy$ . The bounds on  $z$  are the same as before,  $0 \leq z \leq 2 - y/3 - 2x/3$ . Collapsing the space region on the  $xy$ -plane as shown in [Figure 15.6.11](#), we now describe this triangle with the order of integration  $dx \, dy$ . This gives bounds  $0 \leq x \leq 3 - y/2$  and  $0 \leq y \leq 6$ . Thus the volume is given by



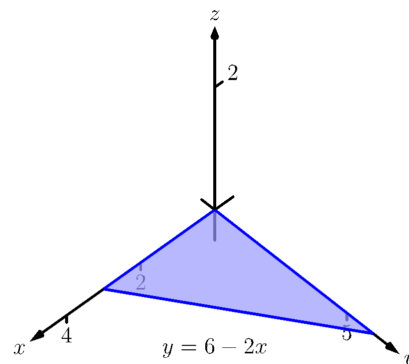
[youtu.be/watch?v=lswnoU6cAmA](https://youtu.be/watch?v=lswnoU6cAmA)

**Figure 15.6.8** Finding the volume of a tetrahedron

[Example 15.6.9](#) uses the term “first octant.” Recall how the  $x$ -,  $y$ - and  $z$ -axes divide space into eight octants; the octant in which  $x$ ,  $y$  and  $z$  are all positive is called the *first octant*.



**Figure 15.6.10** The region  $D$  used in



**Figure 15.6.11** The region found by collapsing  $D$  onto the  $xy$ -plane

the triple integral

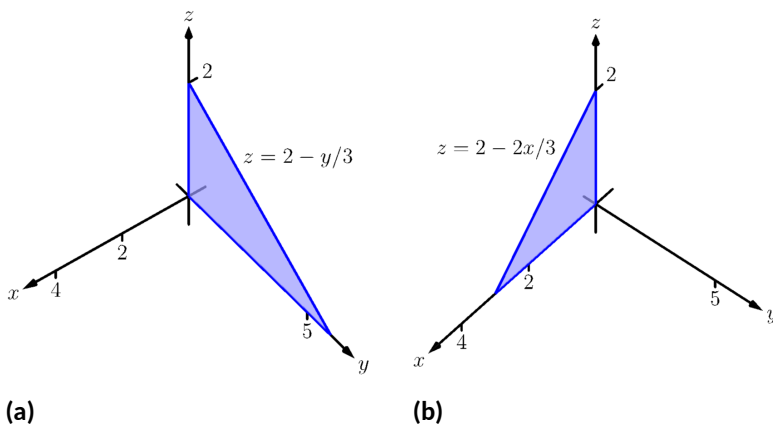
$$V = \int_0^6 \int_0^{3-\frac{1}{2}y} \int_0^{2-\frac{1}{3}y-\frac{2}{3}x} dz \, dx \, dy.$$

The order  $dx \, dy \, dz$ :

Following our “surface . . .” strategy, we need to determine the  $x$ -surfaces that bound our space region. To do so, approach the region “from behind,” in the direction of increasing  $x$ . The first surface we hit as we enter the region is the  $yz$ -plane, defined by  $x = 0$ . We come out of the region at the plane  $z = 2 - y/3 - 2x/3$ ; solving for  $x$ , we have  $x = 3 - y/2 - 3z/2$ . Thus the bounds on  $x$  are:  $0 \leq x \leq 3 - y/2 - 3z/2$ . Now collapse the space region onto the  $yz$ -plane, as shown in [Figure 15.6.12\(a\)](#). (Again, we find the equation of the line  $z = 2 - y/3$  by setting  $x = 0$  in the equation  $x = 3 - y/2 - 3z/2$ .) We need to find bounds on this region with the order  $dy \, dz$ . The curves that bound  $y$  are  $y = 0$  and  $y = 6 - 3z$ ; the points that bound  $z$  are 0 and 2. Thus the triple integral giving volume is:

$$\begin{aligned} 0 \leq x \leq 3 - y/2 - 3z/2 \\ 0 \leq y \leq 6 - 3z \\ 0 \leq z \leq 2 \end{aligned} \quad \Rightarrow \quad \int_0^2 \int_0^{6-3z} \int_0^{3-y/2-3z/2} dx \, dy \, dz.$$

The order  $dx \, dz \, dy$ :



**Figure 15.6.12** The region  $D$  in [Example 15.6.9](#) is collapsed onto the  $yz$ -plane in (a); in (b), the region is collapsed onto the  $xz$ -plane

The  $x$ -bounds are the same as the order above. We now consider the triangle in [Figure 15.6.12\(a\)](#) and describe it with the order  $dz \, dy$ :  $0 \leq z \leq 2 - y/3$  and  $0 \leq y \leq 6$ . Thus the volume is given by:

$$\begin{aligned} 0 \leq x \leq 3 - y/2 - 3z/2 \\ 0 \leq z \leq 2 - y/3 \\ 0 \leq y \leq 6 \end{aligned} \quad \Rightarrow \quad \int_0^6 \int_0^{2-y/3} \int_0^{3-y/2-3z/2} dx \, dz \, dy.$$

The order  $dy \, dz \, dx$ :

We now need to determine the  $y$ -surfaces that determine our region. Approaching the space region from “behind” and moving in the direction

of increasing  $y$ , we first enter the region at  $y = 0$ , and exit along the plane  $z = 2 - y/3 - 2x/3$ . Solving for  $y$ , this plane has equation  $y = 6 - 2x - 3z$ . Thus  $y$  has bounds  $0 \leq y \leq 6 - 2x - 3z$ .

Now collapse the region onto the  $xz$ -plane, as shown in Figure 15.6.12(b). The curves bounding this triangle are  $z = 0$  and  $z = 2 - 2x/3$ ;  $x$  is bounded by the points  $x = 0$  to  $x = 3$ . Thus the triple integral giving volume is:

$$\begin{aligned} 0 \leq y \leq 6 - 2x - 3z \\ 0 \leq z \leq 2 - 2x/3 \\ 0 \leq x \leq 3 \end{aligned} \quad \Rightarrow \quad \int_0^3 \int_0^{2-2x/3} \int_0^{6-2x-3z} dy \, dz \, dx.$$

The order  $dy \, dx \, dz$ :

The  $y$ -bounds are the same as in the order above. We now determine the bounds of the triangle in Figure 15.6.12(b) using the order  $dy \, dx \, dz$ .  $x$  is bounded by  $x = 0$  and  $x = 3 - 3z/2$ ;  $z$  is bounded between  $z = 0$  and  $z = 2$ . This leads to the triple integral:

$$\begin{aligned} 0 \leq y \leq 6 - 2x - 3z \\ 0 \leq x \leq 3 - 3z/2 \\ 0 \leq z \leq 2 \end{aligned} \quad \Rightarrow \quad \int_0^2 \int_0^{3-3z/2} \int_0^{6-2x-3z} dy \, dx \, dz.$$

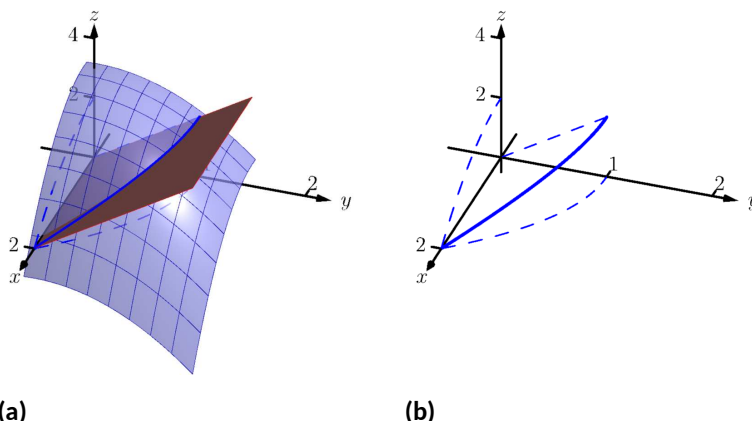
This problem was long, but hopefully useful, demonstrating how to determine bounds with every order of integration to describe the region  $D$ . In practice, we only need 1, but being able to do them all gives us flexibility to choose the order that suits us best.

In the previous example, we collapsed the surface into the  $x$ - $y$ ,  $x$ - $z$ , and  $y$ - $z$ -planes as we determined the “curve to curve, point to point” bounds of integration. Since the surface was a triangular portion of a plane, this collapsing, or *projecting*, was simple: the *projection* of a straight line in space onto a coordinate plane is a line.

The following example shows us how to do this when dealing with more complicated surfaces and curves.

**Example 15.6.13 Finding the projection of a curve in space onto the coordinate planes.**

Consider the surfaces  $z = 3 - x^2 - y^2$  and  $z = 2y$ , as shown in Figure 15.6.14(a). The curve of their intersection is shown, along with the projection of this curve into the coordinate planes, shown dashed. Find the equations of the projections into the coordinate planes.



**Figure 15.6.14** Finding the projections of the curve of intersection in Example 15.6.13

**Solution.** The two surfaces are  $z = 3 - x^2 - y^2$  and  $z = 2y$ . To find where they intersect, it is natural to set them equal to each other:  $3 - x^2 - y^2 = 2y$ . This is an implicit function of  $x$  and  $y$  that gives all points  $(x, y)$  in the  $xy$ -plane where the  $z$  values of the two surfaces are equal.

We can rewrite this implicit function by completing the square:

$$3 - x^2 - y^2 = 2y \Rightarrow y^2 + 2y + x^2 = 3 \Rightarrow (y + 1)^2 + x^2 = 4.$$

Thus in the  $xy$ -plane the projection of the intersection is a circle with radius 2, centered at  $(0, -1)$ .

To project onto the  $xz$ -plane, we do a similar procedure: find the  $x$  and  $z$  values where the  $y$  values on the surface are the same. We start by solving the equation of each surface for  $y$ . In this particular case, it works well to actually solve for  $y^2$ :

$$z = 3 - x^2 - y^2 \Rightarrow y^2 = 3 - x^2 - z$$

$$z = 2y \Rightarrow y^2 = z^2/4.$$

Thus we have (after again completing the square):

$$3 - x^2 - z = z^2/4 \Rightarrow \frac{(z + 2)^2}{16} + \frac{x^2}{4} = 1,$$

and ellipse centered at  $(0, -2)$  in the  $xz$ -plane with a major axis of length 8 and a minor axis of length 4.

Finally, to project the curve of intersection into the  $yz$ -plane, we solve equation for  $x$ . Since  $z = 2y$  is a cylinder that lacks the variable  $x$ , it becomes our equation of the projection in the  $yz$ -plane.

All three projections are shown in Figure 15.6.14(b).

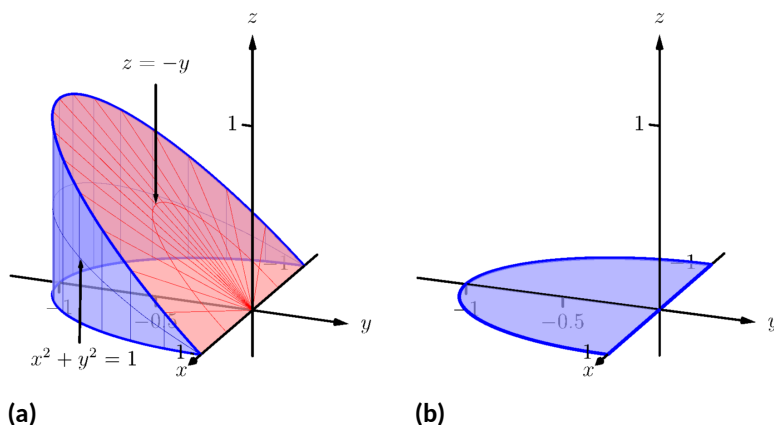
**Example 15.6.16** Finding the volume of a space region with triple integration.

Set up the triple integrals that find the volume of the space region  $D$  bounded by the surfaces  $x^2 + y^2 = 1$ ,  $z = 0$  and  $z = -y$ , as shown in Figure 15.6.17(a), with the orders of integration  $dz dy dx$ ,  $dy dx dz$  and  $dx dz dy$ .



[youtu.be/watch?v=PA9fkl8bLaI](https://youtu.be/watch?v=PA9fkl8bLaI)

**Figure 15.6.15** Changing the order of integration in a triple integral



**Figure 15.6.17** The region  $D$  in [Example 15.6.16](#) is shown in (a); in (b), it is collapsed onto the  $xy$ -plane

**Solution.** The order  $dz\,dy\,dx$ :

The region  $D$  is bounded below by the plane  $z = 0$  and above by the plane  $z = -y$ . The cylinder  $x^2 + y^2 = 1$  does not offer any bounds in the  $z$ -direction, as that surface is parallel to the  $z$ -axis. Thus  $0 \leq z \leq -y$ . Collapsing the region into the  $xy$ -plane, we get part of the circle with equation  $x^2 + y^2 = 1$  as shown in [Figure 15.6.17\(b\)](#). As a function of  $x$ , this half circle has equation  $y = -\sqrt{1 - x^2}$ . Thus  $y$  is bounded below by  $-\sqrt{1 - x^2}$  and above by  $y = 0$ :  $-\sqrt{1 - x^2} \leq y \leq 0$ . The  $x$  bounds of the half circle are  $-1 \leq x \leq 1$ . All together, the bounds of integration and triple integral are as follows:

$$\begin{aligned} 0 \leq z \leq -y \\ -\sqrt{1 - x^2} \leq y \leq 0 \\ -1 \leq x \leq 1 \end{aligned} \quad \Rightarrow \quad \int_{-1}^1 \int_{-\sqrt{1-x^2}}^0 \int_0^{-y} dz\,dy\,dx.$$

We evaluate this triple integral:

$$\begin{aligned} \int_{-1}^1 \int_{-\sqrt{1-x^2}}^0 \int_0^{-y} dz\,dy\,dx &= \int_{-1}^1 \int_{-\sqrt{1-x^2}}^0 (-y)\,dy\,dx \\ &= \int_{-1}^1 \left( -\frac{1}{2}y^2 \right) \Big|_{-\sqrt{1-x^2}}^0 dx \\ &= \int_{-1}^1 \frac{1}{2}(1 - x^2)\,dx \\ &= \left( \frac{1}{2} \left( x - \frac{1}{3}x^3 \right) \right) \Big|_{-1}^1 \\ &= \frac{2}{3} \text{ units}^3. \end{aligned}$$

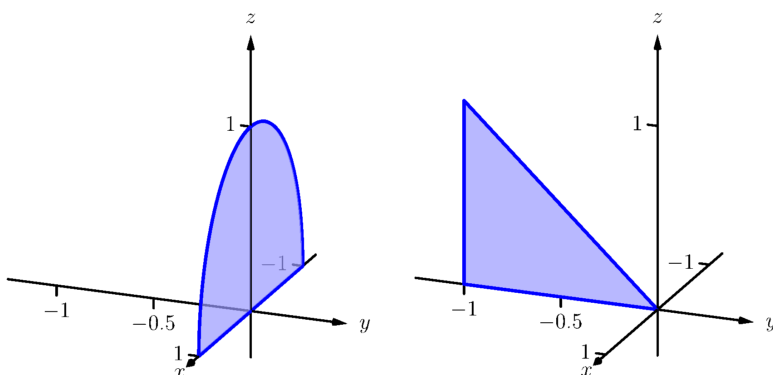
With the order  $dy\,dx\,dz$ :

The region is bounded “below” in the  $y$ -direction by the surface  $x^2 + y^2 = 1 \Rightarrow y = -\sqrt{1 - x^2}$  and “above” by the surface  $y = -z$ . Thus the  $y$  bounds are  $-\sqrt{1 - x^2} \leq y \leq -z$ .

Collapsing the region onto the  $xz$ -plane gives the region shown in [Figure 15.6.18\(a\)](#); this half disk is bounded by  $z = 0$  and  $x^2 + z^2 = 1$ . (We find this curve by solving each surface for  $y^2$ , then setting them equal

to each other. We have  $y^2 = 1 - x^2$  and  $y = -z \Rightarrow y^2 = z^2$ . Thus  $x^2 + z^2 = 1$ .) It is bounded below by  $x = -\sqrt{1 - z^2}$  and above by  $x = \sqrt{1 - z^2}$ , where  $z$  is bounded by  $0 \leq z \leq 1$ . All together, we have:

$$\begin{aligned} -\sqrt{1 - x^2} \leq y \leq -z \\ -\sqrt{1 - z^2} \leq x \leq \sqrt{1 - z^2} \\ 0 \leq z \leq 1 \end{aligned} \quad \Rightarrow \quad \int_0^1 \int_{-\sqrt{1-z^2}}^{\sqrt{1-z^2}} \int_{-\sqrt{1-x^2}}^{-z} dy \, dx \, dz.$$



(a)

(b)

**Figure 15.6.18** The region  $D$  in [Example 15.6.16](#) is shown collapsed onto the  $xz$ -plane in (a); in (b), it is collapsed onto the  $yz$ -plane

With the order  $dx \, dz \, dy$ :

$D$  is bounded below by the surface  $x = -\sqrt{1 - y^2}$  and above by  $\sqrt{1 - y^2}$ . We then collapse the region onto the  $yz$ -plane and get the triangle shown in [Figure 15.6.18\(b\)](#). (The hypotenuse is the line  $z = -y$ , just as the plane.) Thus  $z$  is bounded by  $0 \leq z \leq -y$  and  $y$  is bounded by  $-1 \leq y \leq 0$ . This gives:

$$\begin{aligned} -\sqrt{1 - y^2} \leq x \leq \sqrt{1 - y^2} \\ 0 \leq z \leq -y \\ -1 \leq y \leq 0 \end{aligned} \quad \Rightarrow \quad \int_{-1}^0 \int_0^{-y} \int_{-\sqrt{1-y^2}}^{\sqrt{1-y^2}} dx \, dz \, dy.$$

The following theorem states two things that should make “common sense” to us. First, using the triple integral to find volume of a region  $D$  should always return a positive number; we are computing *volume* here, not *signed volume*. Secondly, to compute the volume of a “complicated” region, we could break it up into subregions and compute the volumes of each subregion separately, summing them later to find the total volume.

#### Theorem 15.6.19 Properties of Triple Integrals.

Let  $D$  be a closed, bounded region in space, and let  $D_1$  and  $D_2$  be non-overlapping regions such that  $D = D_1 \cup D_2$ .

- $\iiint_D dV \geq 0$

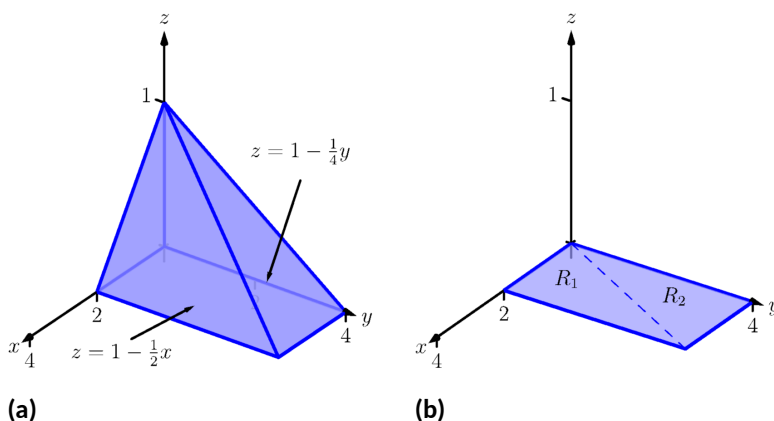


$$2. \iiint_D dV = \iiint_{D_1} dV + \iiint_{D_2} dV.$$

We use this latter property in the next example.

**Example 15.6.20 Finding the volume of a space region with triple integration.**

Find the volume of the space region  $D$  bounded by the coordinate planes,  $z = 1 - x/2$  and  $z = 1 - y/4$ , as shown in Figure 15.6.21(a). Set up the triple integrals that find the volume of  $D$  in all 6 orders of integration.



**Figure 15.6.21** The region  $D$  in Example 15.6.20 is shown in (a); in (b), it is collapsed onto the  $xy$ -plane

**Solution.** Following the bounds-determining strategy of “surface to surface, curve to curve, and point to point,” we can see that the most difficult orders of integration are the two in which we integrate with respect to  $z$  first, for there are two “upper” surfaces that bound  $D$  in the  $z$ -direction. So we start by noting that we have

$$0 \leq z \leq 1 - \frac{1}{2}x \text{ and } 0 \leq z \leq 1 - \frac{1}{4}y.$$

We now collapse the region  $D$  onto the  $xy$ -axis, as shown in Figure 15.6.21(b). The boundary of  $D$ , the line from  $(0, 0, 1)$  to  $(2, 4, 0)$ , is shown in Figure 15.6.21(b) as a dashed line; it has equation  $y = 2x$ . (We can recognize this in two ways: one, in collapsing the line from  $(0, 0, 1)$  to  $(2, 4, 0)$  onto the  $xy$ -plane, we simply ignore the  $z$ -values, meaning the line now goes from  $(0, 0)$  to  $(2, 4)$ . Secondly, the two surfaces meet where  $z = 1 - x/2$  is equal to  $z = 1 - y/4$ : thus  $1 - x/2 = 1 - y/4 \Rightarrow y = 2x$ .)

We use the second property of Theorem 15.6.19 to state that

$$\iiint_D dV = \iiint_{D_1} dV + \iiint_{D_2} dV,$$

where  $D_1$  and  $D_2$  are the space regions above the plane regions  $R_1$  and  $R_2$ , respectively. Thus we can say

$$\iiint_D dV = \iint_{R_1} \left( \int_0^{1-x/2} dz \right) dA + \iint_{R_2} \left( \int_0^{1-y/4} dz \right) dA.$$

All that is left is to determine bounds of  $R_1$  and  $R_2$ , depending on whether we are integrating with order  $dx\,dy$  or  $dy\,dx$ . We give the final integrals here, leaving it to the reader to confirm these results.

$dz\,dy\,dx$ :

$$\begin{array}{ll} 0 \leq z \leq 1 - x/2 & 0 \leq z \leq 1 - y/4 \\ 0 \leq y \leq 2x & 2x \leq y \leq 4 \\ 0 \leq x \leq 2 & 0 \leq x \leq 2 \end{array}$$

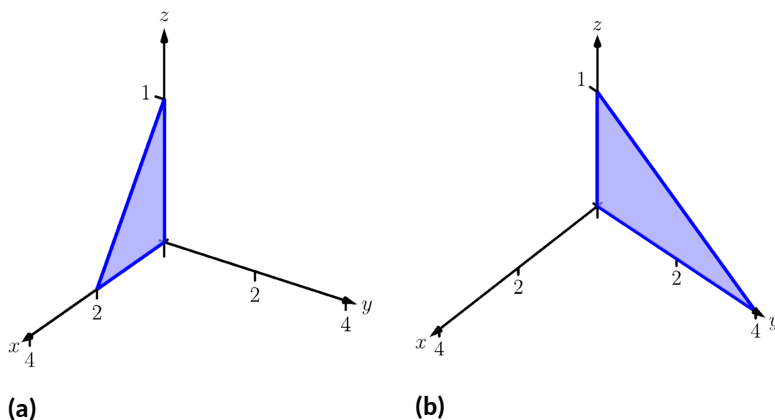
$$\iiint_D dV = \int_0^2 \int_0^{2x} \int_0^{1-x/2} dz\,dy\,dx + \int_0^2 \int_{2x}^4 \int_0^{1-y/4} dz\,dy\,dx$$

$dz\,dx\,dy$ :

$$\begin{array}{ll} 0 \leq z \leq 1 - x/2 & 0 \leq z \leq 1 - y/4 \\ y/2 \leq x \leq 2 & 0 \leq x \leq y/2 \\ 0 \leq y \leq 4 & 0 \leq y \leq 4 \end{array}$$

$$\iiint_D dV = \int_0^4 \int_{y/2}^2 \int_0^{1-x/2} dz\,dx\,dy + \int_0^4 \int_0^{y/2} \int_0^{1-y/4} dz\,dx\,dy$$

The remaining four orders of integration do not require a sum of triple integrals. In Figure 15.6.22 we show  $D$  collapsed onto the other two coordinate planes. Using these graphs, we give the final orders of integration here, again leaving it to the reader to confirm these results.



**Figure 15.6.22** The region  $D$  in Example 15.6.20 is shown collapsed onto the  $xz$ -plane in (a); in (b), it is collapsed onto the  $yz$ -plane

$dy\,dx\,dz$ :

$$\begin{array}{l} 0 \leq y \leq 4 - 4z \\ 0 \leq x \leq 2 - 2z \\ 0 \leq z \leq 1 \end{array} \quad \Rightarrow \quad \int_0^1 \int_0^{2-2z} \int_0^{4-4z} dy\,dx\,dz.$$

$dy\,dz\,dx$ :

$$\begin{aligned} 0 \leq y \leq 4 - 4z \\ 0 \leq z \leq 1 - x/2 \\ 0 \leq x \leq 2 \end{aligned} \quad \Rightarrow \quad \int_0^2 \int_0^{1-x/2} \int_0^{4-4z} dy \, dx \, dz.$$

$dx \, dy \, dz$ :

$$\begin{aligned} 0 \leq x \leq 2 - 2z \\ 0 \leq y \leq 4 - 4z \\ 0 \leq z \leq 1 \end{aligned} \quad \Rightarrow \quad \int_0^1 \int_0^{4-4z} \int_0^{2-2z} dx \, dy \, dz.$$

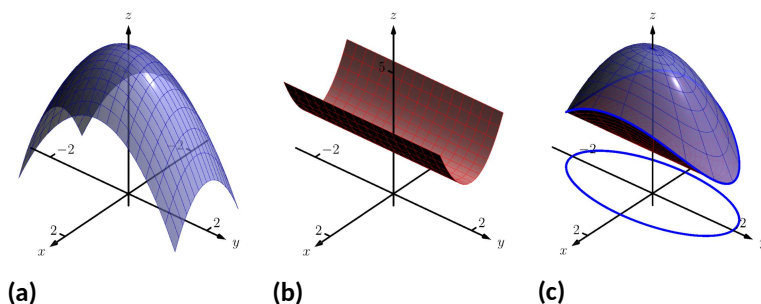
$dx \, dz \, dy$ :

$$\begin{aligned} 0 \leq x \leq 2 - 2z \\ 0 \leq z \leq 1 - y/4 \\ 0 \leq y \leq 4 \end{aligned} \quad \Rightarrow \quad \int_0^4 \int_0^{1-y/4} \int_0^{2-2z} dx \, dz \, dy.$$

We give one more example of finding the volume of a space region.

**Example 15.6.23 Finding the volume of a space region.**

Set up a triple integral that gives the volume of the space region  $D$  bounded by  $z = 2x^2 + 2$  and  $z = 6 - 2x^2 - y^2$ . These surfaces are plotted in Figure 15.6.24(a) and Figure 15.6.24(b), respectively; the region  $D$  is shown in Figure 15.6.24(c).



**Figure 15.6.24** The region  $D$  is bounded by the surfaces shown in (a) and (b);  $D$  is shown in (c)

**Solution.** The main point of this example is this: integrating with respect to  $z$  first is rather straightforward; integrating with respect to  $x$  first is not.

The order  $dz \, dy \, dx$ :

The bounds on  $z$  are clearly  $2x^2 + 2 \leq z \leq 6 - 2x^2 - y^2$ . Collapsing  $D$  onto the  $xy$ -plane gives the ellipse shown in Figure 15.6.24(c). The equation of this ellipse is found by setting the two surfaces equal to each other:

$$2x^2 + 2 = 6 - 2x^2 - y^2 \Rightarrow 4x^2 + y^2 = 4 \Rightarrow x^2 + \frac{y^2}{4} = 1.$$

We can describe this ellipse with the bounds

$$-\sqrt{4 - 4x^2} \leq y \leq \sqrt{4 - 4x^2} \text{ and } -1 \leq x \leq 1.$$

Thus we find volume as

$$\begin{aligned} 2x^2 + 2 \leq z \leq 6 - 2x^2 - y^2 \\ -\sqrt{4 - 4x^2} \leq y \leq \sqrt{4 - 4x^2} \Rightarrow \int_{-1}^1 \int_{-\sqrt{4-4x^2}}^{\sqrt{4-4x^2}} \int_{2x^2+2}^{6-2x^2-y^2} dz \, dy \, dx. \\ -1 \leq x \leq 1 \end{aligned}$$

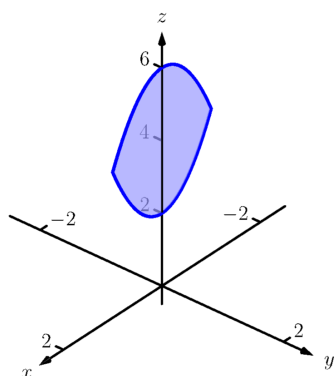
The order  $dy \, dz \, dx$ :

Integrating with respect to  $y$  is not too difficult. Since the surface  $z = 2x^2 + 2$  is a cylinder whose directrix is the  $y$ -axis, it does not create a border for  $y$ . The paraboloid  $z = 6 - 2x^2 - y^2$  does; solving for  $y$ , we get the bounds

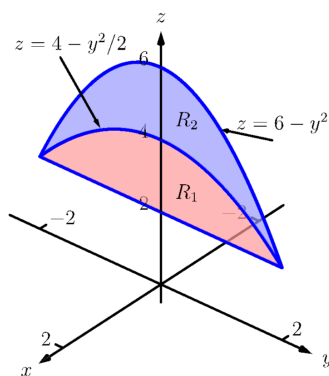
$$-\sqrt{6 - 2x^2 - z} \leq y \leq \sqrt{6 - 2x^2 - z}.$$

Collapsing  $D$  onto the  $xz$ -plane gives the region shown in [Figure 15.6.25\(a\)](#); the lower curve is from the cylinder, with equation  $z = 2x^2 + 2$ . The upper curve is from the paraboloid; with  $y = 0$ , the curve is  $z = 6 - 2x^2$ . Thus bounds on  $z$  are  $2x^2 + 2 \leq z \leq 6 - 2x^2$ ; the bounds on  $x$  are  $-1 \leq x \leq 1$ . Thus we have:

$$\begin{aligned} -\sqrt{6 - 2x^2 - z} \leq y \leq \sqrt{6 - 2x^2 - z} \\ 2x^2 + 2 \leq z \leq 6 - 2x^2 \Rightarrow \int_{-1}^1 \int_{2x^2+2}^{6-2x^2} \int_{-\sqrt{6-2x^2-z}}^{\sqrt{6-2x^2-z}} dy \, dz \, dx. \\ -1 \leq x \leq 1 \end{aligned}$$



(a)



(b)

**Figure 15.6.25** The region  $D$  in [Example 15.6.23](#) is collapsed onto the  $xz$ -plane in (a); in (b), it is collapsed onto the  $yz$ -plane

The order  $dx \, dz \, dy$ :

This order takes more effort as  $D$  must be split into two subregions. The two surfaces create two sets of upper/lower bounds in terms of  $x$ ; the cylinder creates bounds

$$-\sqrt{z/2 - 1} \leq x \leq \sqrt{z/2 - 1}$$

for region  $D_1$  and the paraboloid creates bounds

$$-\sqrt{3 - y^2/2 - z^2/2} \leq x \leq \sqrt{3 - y^2/2 - z^2/2}$$

for region  $D_2$ .

Collapsing  $D$  onto the  $yz$ -axes gives the regions shown in [Figure 15.6.25\(b\)](#). We find the equation of the curve  $z = 4 - y^2/2$  by noting that the equation of the ellipse seen in [Figure 15.6.24\(c\)](#) has equation

$$x^2 + y^2/4 = 1 \Rightarrow x = \sqrt{1 - y^2/4}.$$

Substitute this expression for  $x$  in either surface equation,  $z = 6 - 2x^2 - y^2$  or  $z = 2x^2 + 2$ . In both cases, we find

$$z = 4 - \frac{1}{2}y^2.$$

Region  $R_1$ , corresponding to  $D_1$ , has bounds

$$2 \leq z \leq 4 - y^2/2, -2 \leq y \leq 2$$

and region  $R_2$ , corresponding to  $D_2$ , has bounds

$$4 - y^2/2 \leq z \leq 6 - y^2, -2 \leq y \leq 2.$$

Thus the volume of  $D$  is given by:

$$\int_{-2}^2 \int_2^{4-y^2/2} \int_{-\sqrt{z/2-1}}^{\sqrt{z/2-1}} dx \, dz \, dy + \int_{-2}^2 \int_{4-y^2/2}^{6-y^2} \int_{-\sqrt{3-y^2/2-z^2/2}}^{\sqrt{3-y^2/2-z^2/2}} dx \, dz \, dy.$$

If all one wanted to do in [Example 15.6.23](#) was find the volume of the region  $D$ , one would have likely stopped at the first integration setup (with order  $dz \, dy \, dx$ ) and computed the volume from there. However, we included the other two methods 1) to show that it could be done, “messy” or not, and 2) because sometimes we “have” to use a less desirable order of integration in order to actually integrate.

## 15.6.2 Triple Integration and Functions of Three Variables

There are uses for triple integration beyond merely finding volume, just as there are uses for integration beyond “area under the curve.” These uses start with understanding how to integrate functions of three variables, which is effectively no different than integrating functions of two variables. This leads us to a definition, followed by an example.

### Definition 15.6.26 Iterated Integration, (Part II).

Let  $D$  be a closed, bounded region in space, over which  $g_1(x)$ ,  $g_2(x)$ ,  $f_1(x, y)$ ,  $f_2(x, y)$  and  $h(x, y, z)$  are all continuous, and let  $a$  and  $b$  be real numbers.

The **iterated integral**  $\int_a^b \int_{g_1(x)}^{g_2(x)} \int_{f_1(x, y)}^{f_2(x, y)} h(x, y, z) \, dz \, dy \, dx$  is evaluated as

$$\int_a^b \int_{g_1(x)}^{g_2(x)} \int_{f_1(x, y)}^{f_2(x, y)} h(x, y, z) \, dz \, dy \, dx = \int_a^b \int_{g_1(x)}^{g_2(x)} \left( \int_{f_1(x, y)}^{f_2(x, y)} h(x, y, z) \, dz \right) dy \, dx.$$

**Example 15.6.27** Evaluating a triple integral of a function of three variables.

Evaluate  $\int_0^1 \int_{x^2}^x \int_{x^2-y}^{2x+3y} (xy + 2xz) dz dy dx$ .

**Solution.** We evaluate this integral according to [Definition 15.6.26](#).

$$\begin{aligned} & \int_0^1 \int_{x^2}^x \int_{x^2-y}^{2x+3y} (xy + 2xz) dz dy dx \\ &= \int_0^1 \int_{x^2}^x \left( \int_{x^2-y}^{2x+3y} (xy + 2xz) dz \right) dy dx \\ &= \int_0^1 \int_{x^2}^x \left( (xyz + xz^2) \Big|_{x^2-y}^{2x+3y} \right) dy dx \\ &= \int_0^1 \int_{x^2}^x \left( xy(2x+3y) + x(2x+3y)^2 - (xy(x^2-y) + x(x^2-y)^2) \right) dy dx \\ &= \int_0^1 \int_{x^2}^x \left( -x^5 + x^3y + 4x^3 + 14x^2y + 12xy^2 \right) dy dx. \end{aligned}$$

We continue as we have in the past, showing fewer steps.

$$\begin{aligned} &= \int_0^1 \left( -\frac{7}{2}x^7 - 8x^6 - \frac{7}{2}x^5 + 15x^4 \right) dx \\ &= \frac{281}{336} \approx 0.836. \end{aligned}$$

We now know how to evaluate a triple integral of a function of three variables; we do not yet understand what it *means*. We build up this understanding in a way very similar to how we have understood integration and double integration.

Let  $h(x, y, z)$  be a continuous function of three variables, defined over some space region  $D$ . We can partition  $D$  into  $n$  rectangular-solid subregions, each with dimensions  $\Delta x_i \times \Delta y_i \times \Delta z_i$ . Let  $(x_i, y_i, z_i)$  be some point in the  $i$ th subregion, and consider the product  $h(x_i, y_i, z_i) \Delta x_i \Delta y_i \Delta z_i$ . It is the product of a function value (that's the  $h(x_i, y_i, z_i)$  part) and a small volume  $\Delta V_i$  (that's the  $\Delta x_i \Delta y_i \Delta z_i$  part). One of the simplest understanding of this type of product is when  $h$  describes the density of an object, for then  $h \times \text{volume} = \text{mass}$ .

We can sum up all  $n$  products over  $D$ . Again letting  $\|\Delta D\|$  represent the length of the longest diagonal of the  $n$  rectangular solids in the partition, we can take the limit of the sums of products as  $\|\Delta D\| \rightarrow 0$ . That is, we can find

$$S = \lim_{\|\Delta D\| \rightarrow 0} \sum_{i=1}^n h(x_i, y_i, z_i) \Delta V_i = \lim_{\|\Delta D\| \rightarrow 0} \sum_{i=1}^n h(x_i, y_i, z_i) \Delta x_i \Delta y_i \Delta z_i.$$

While this limit has lots of interpretations depending on the function  $h$ , in the case where  $h$  describes density,  $S$  is the total mass of the object described by the region  $D$ .

We now use the above limit to define the *triple integral*, give a theorem that relates triple integrals to iterated integration, followed by the application of triple integrals to find the centers of mass of solid objects.

**Definition 15.6.28 Triple Integral.**

Let  $w = h(x, y, z)$  be a continuous function over a closed, bounded region  $D$  in space, and let  $\Delta D$  be any partition of  $D$  into  $n$  rectangular solids with volume  $\Delta V_i$ . The **triple integral** of  $h$  over  $D$  is

$$\iiint_D h(x, y, z) dV = \lim_{\|\Delta D\| \rightarrow 0} \sum_{i=1}^n h(x_i, y_i, z_i) \Delta V_i.$$

The following theorem assures us that the above limit exists for continuous functions  $h$  and gives us a method of evaluating the limit.

**Theorem 15.6.29 Triple Integration (Part II).**

Let  $w = h(x, y, z)$  be a continuous function over a closed, bounded region  $D$  in space, and let  $\Delta D$  be any partition of  $D$  into  $n$  rectangular solids with volume  $V_i$ .

1. The limit  $\lim_{\|\Delta D\| \rightarrow 0} \sum_{i=1}^n h(x_i, y_i, z_i) \Delta V_i$  exists.
2. If  $D$  is defined as the region bounded by the planes  $x = a$  and  $x = b$ , the cylinders  $y = g_1(x)$  and  $y = g_2(x)$ , and the surfaces  $z = f_1(x, y)$  and  $z = f_2(x, y)$ , where  $a < b$ ,  $g_1(x) \leq g_2(x)$  and  $f_1(x, y) \leq f_2(x, y)$  on  $D$ , then

$$\iiint_D h(x, y, z) dV = \int_a^b \int_{g_1(x)}^{g_2(x)} \int_{f_1(x, y)}^{f_2(x, y)} h(x, y, z) dz dy dx.$$

**Note:** In an aside in [Section 15.2](#), we showed how the summation of rectangles over a region  $R$  in the plane could be viewed as a double sum, leading to the double integral. Likewise, we can view the sum

$$\sum_{i=1}^n h(x_i, y_i, z_i) \Delta x_i \Delta y_i \Delta z_i$$

as a triple sum,

$$\sum_{k=1}^p \sum_{j=1}^n \sum_{i=1}^m h(x_i, y_j, z_k) \Delta x_i \Delta y_j \Delta z_k,$$

which we evaluate as

$$\sum_{k=1}^p \left( \sum_{j=1}^n \left( \sum_{i=1}^m h(x_i, y_j, z_k) \Delta x_i \right) \Delta y_j \right) \Delta z_k.$$

Here we fix a  $k$  value, which establishes the  $z$ -height of the rectangular solids on one “level” of all the rectangular solids in the space region  $D$ . The inner double summation adds up all the volumes of the rectangular solids on this level, while the outer summation adds up the volumes of each level.

This triple summation understanding leads to the  $\iiint_D$  notation of the triple integral, as well as the method of evaluation shown in [Theorem 15.6.29](#).

We now apply triple integration to find the centers of mass of solid objects.

**15.6.3 Mass and Center of Mass**

One may wish to review [Section 15.4](#) for a reminder of the relevant terms and concepts.

**Definition 15.6.30 Mass, Center of Mass of Solids.**

Let a solid be represented by a closed, bounded region  $D$  in space with variable density function  $\delta(x, y, z)$ .

1. The mass of the object is  $M = \iiint_D dm = \iiint_D \delta(x, y, z) dV$ .
2. The moment about the  $yz$ -plane is  $M_{yz} = \iiint_D x\delta(x, y, z) dV$ .
3. The moment about the  $xz$ -plane is  $M_{xz} = \iiint_D y\delta(x, y, z) dV$ .
4. The moment about the  $xy$ -plane is  $M_{xy} = \iiint_D z\delta(x, y, z) dV$ .
5. The center of mass of the object is

$$(\bar{x}, \bar{y}, \bar{z}) = \left( \frac{M_{yz}}{M}, \frac{M_{xz}}{M}, \frac{M_{xy}}{M} \right).$$

**Example 15.6.31 Finding the center of mass of a solid.**

Find the mass and center of mass of the solid represented by the space region bounded by the coordinate planes and  $z = 2 - y/3 - 2x/3$ , shown in Figure 15.6.32, with constant density  $\delta(x, y, z) = 3 \text{ g/cm}^3$ . (Note: this space region was used in Example 15.6.9.)

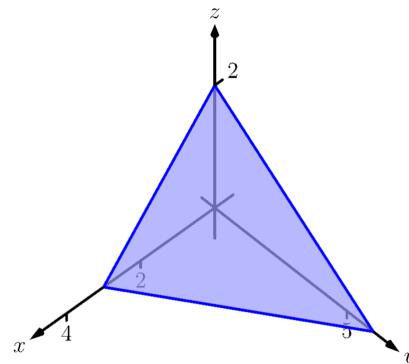
**Solution.** We apply Definition 15.6.30. In Example 15.6.9, we found bounds for the order of integration  $dz dy dx$  to be  $0 \leq z \leq 2 - y/3 - 2x/3$ ,  $0 \leq y \leq 6 - 2x$  and  $0 \leq x \leq 3$ . We find the mass of the object:

$$\begin{aligned} M &= \iiint_D \delta(x, y, z) dV \\ &= \int_0^3 \int_0^{6-2x} \int_0^{2-y/3-2x/3} (3) dz dy dx \\ &= 3 \int_0^3 \int_0^{6-2x} \int_0^{2-y/3-2x/3} dz dy dx \\ &= 3(6) = 18 \text{ g.} \end{aligned}$$

The evaluation of the triple integral is done in Example 15.6.9, so we skipped those steps above. Note how the mass of an object with constant density is simply “density×volume.”

We now find the moments about the planes.

$$\begin{aligned} M_{xy} &= \iiint_D 3z dV \\ &= \int_0^3 \int_0^{6-2x} \int_0^{2-y/3-2x/3} (3z) dz dy dx \\ &= \int_0^3 \int_0^{6-2x} \frac{3}{2} (2 - y/3 - 2x/3)^2 dy dx \\ &= \int_0^3 -\frac{4}{9} (x - 3)^3 dx \end{aligned}$$



**Figure 15.6.32** Finding the center of mass of the solid in Example 15.6.31



$$= 9.$$

We omit the steps of integrating to find the other moments.

$$\begin{aligned} M_{yz} &= \iiint_D 3x \, dV \\ &= \frac{27}{2}. \\ M_{xz} &= \iiint_D 3y \, dV \\ &= 27. \end{aligned}$$

The center of mass is

$$(\bar{x}, \bar{y}, \bar{z}) = \left( \frac{27/2}{18}, \frac{27}{18}, \frac{9}{18} \right) = (0.75, 1.5, 0.5).$$

### Example 15.6.33 Finding the center of mass of a solid.

Find the center of mass of the solid represented by the region bounded by the planes  $z = 0$  and  $z = -y$  and the cylinder  $x^2 + y^2 = 1$ , shown in Figure 15.6.34, with density function  $\delta(x, y, z) = 10 + x^2 + 5y - 5z$ . (Note: this space region was used in Example 15.6.16.)

**Solution.** As we start, consider the density function. It is symmetric about the  $yz$ -plane, and the farther one moves from this plane, the denser the object is. The symmetry indicates that  $\bar{x}$  should be 0.

As one moves away from the origin in the  $y$  or  $z$  directions, the object becomes less dense, though there is more volume in these regions.

Though none of the integrals needed to compute the center of mass are particularly hard, they do require a number of steps. We emphasize here the importance of knowing how to set up the proper integrals; in complex situations we can appeal to technology for a good approximation, if not the exact answer. We use the order of integration  $dz \, dy \, dx$ , using the bounds found in Example 15.6.16. (As these are the same for all four triple integrals, we explicitly show the bounds only for  $M$ .)

$$\begin{aligned} M &= \iiint_D (10 + x^2 + 5y - 5z) \, dV \\ &= \int_{-1}^1 \int_{-\sqrt{1-x^2}}^0 \int_0^{-y} (10 + x^2 + 5y - 5z) \, dz \, dy \, dx \\ &= \frac{64}{5} - \frac{15\pi}{16} \approx 3.855. \\ M_{yz} &= \iiint_D x(10 + x^2 + 5y - 5z) \, dV \\ &= 0. \\ M_{xz} &= \iiint_D y(10 + x^2 + 5y - 5z) \, dV \\ &= 2 - \frac{61\pi}{48} \approx -1.99. \\ M_{xy} &= \iiint_D z(10 + x^2 + 5y - 5z) \, dV \end{aligned}$$

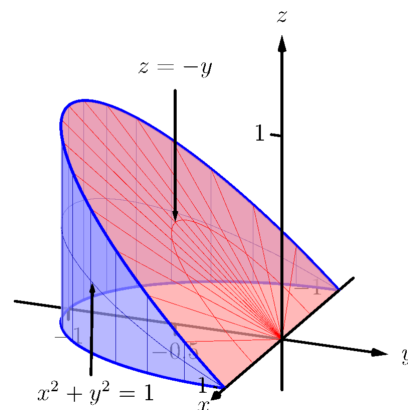


Figure 15.6.34 Finding the center of mass of the solid in Example 15.6.33

$$= \frac{61\pi}{96} - \frac{10}{9} \approx 0.885.$$

Note how  $M_{yz} = 0$ , as expected. The center of mass is

$$(\bar{x}, \bar{y}, \bar{z}) = \left(0, \frac{-1.99}{3.855}, \frac{0.885}{3.855}\right) \approx (0, -0.516, 0.230).$$

As stated before, there are many uses for triple integration beyond finding volume. When  $h(x, y, z)$  describes a rate of change function over some space region  $D$ , then  $\iiint_D h(x, y, z) dV$  gives the total change over  $D$ . Our one specific example of this was computing mass; a density function is simply a “rate of mass change per volume” function. Integrating density gives total mass.

While knowing *how to integrate* is important, it is arguably much more important to know *how to set up* integrals. It takes skill to create a formula that describes a desired quantity; modern technology is very useful in evaluating these formulas quickly and accurately.

In [Section 15.7](#), we learn about two new coordinate systems (each related to polar coordinates) that allow us to integrate over closed regions in space more easily than when using rectangular coordinates.

## 15.6.4 Exercises

## Terms and Concepts

1. The strategy for establishing bounds for triple integrals is \_\_\_\_\_ to \_\_\_\_\_, \_\_\_\_\_ to \_\_\_\_\_ and \_\_\_\_\_ to \_\_\_\_\_.
2. Give an informal interpretation of what " $\iiint_D dV$ " means.
3. Give two uses of triple integration.
4. If an object has a constant density  $\delta$  and a volume  $V$ , what is its mass?

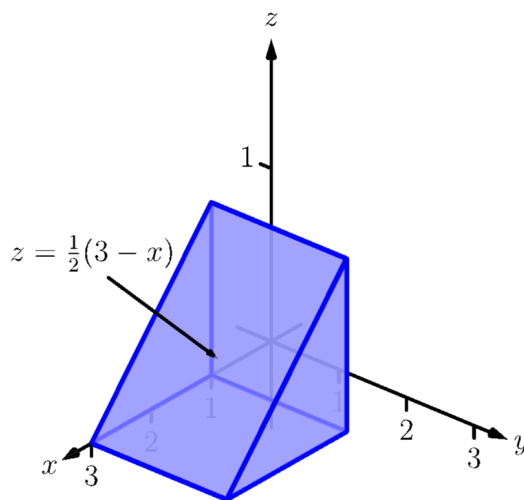
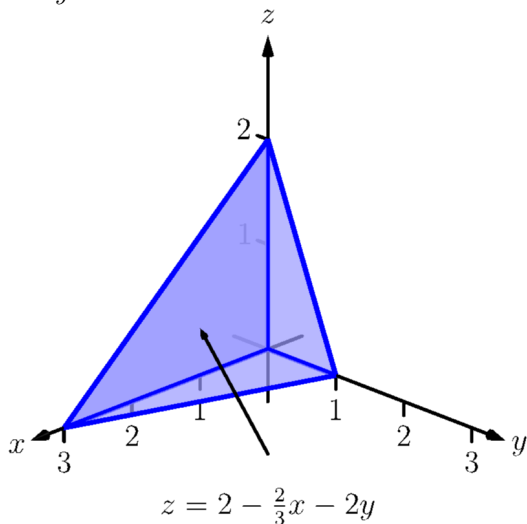
## Problems

**Exercise Group.** Two functions  $f_1(x, y)$  and  $f_2(x, y)$  and a region  $R$  in the  $x, y$  plane are given. Set up and evaluate the double integral that finds the volume between the surfaces given by the graphs of these two functions over  $R$ .

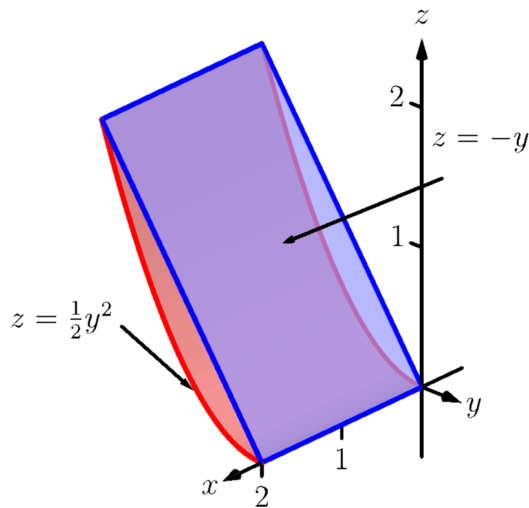
5.  $f_1(x, y) = 8 - x^2 - y^2$ ,  $f_2(x, y) = 2x + y$ ;  
 $R$  is the square with corners  $(-1, -1)$  and  $(1, 1)$ .
6.  $z = f_1(x, y) = x^2 + y^2$  and  
 $z = f_2(x, y) = -x^2 - y^2$ ;  
 $R$  is the square with corners  $(0, 0)$  and  $(2, 3)$ .
7.  $f_1(x, y) = \sin(x) \cos(y)$ ,  
 $f_2(x, y) = \cos(x) \sin(y) + 2$ ;  
 $R$  is the triangle with corners  $(0, 0)$ ,  $(\pi, 0)$  and  $(\pi, \pi)$ .
8.  $f_1(x, y) = 2x^2 + 2y^2 + 3$  and  
 $f_2(x, y) = 6 - x^2 - y^2$ ;  
 $R$  is the disc  $x^2 + y^2 \leq 1$ .

**Exercise Group.** In the following exercises, a domain  $D$  is described by its bounding surfaces, along with a graph. Set up the triple integrals that give the volume of  $D$  in all 6 orders of integration, and find the volume of  $D$  by evaluating the indicated triple integral.

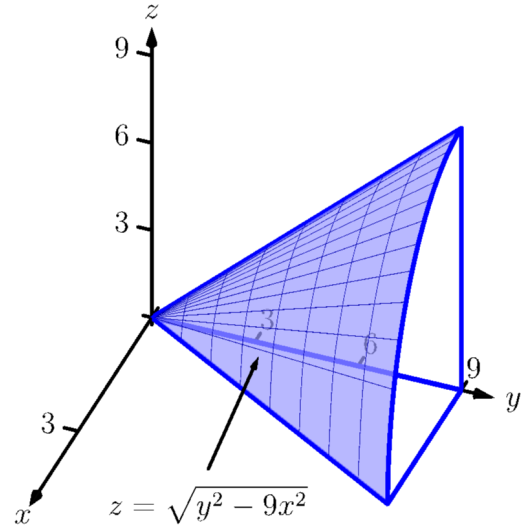
9.  $D$  is bounded by the coordinate planes and  
 $z = 2 - 2x/3 - 2y$ .  
 Evaluate the triple integral with order  $dz \, dy \, dx$ .
10.  $D$  is bounded by the planes  $y = 0$ ,  $y = 2$ ,  
 $x = 1$ ,  $z = 0$  and  
 $z = (3 - x)/2$ .  
 Evaluate the triple integral with order  $dx \, dy \, dz$ .



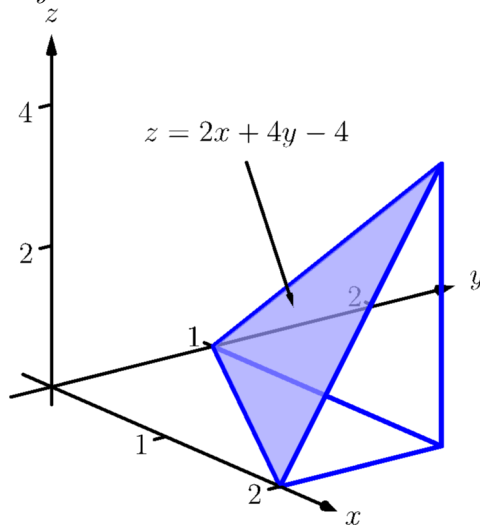
11.  $D$  is bounded by the planes  $x = 0$ ,  $x = 2$ ,  $z = -y$  and by  $z = \frac{1}{2}y^2$ . Evaluate the triple integral with the order  $dy \, dz \, dx$ .



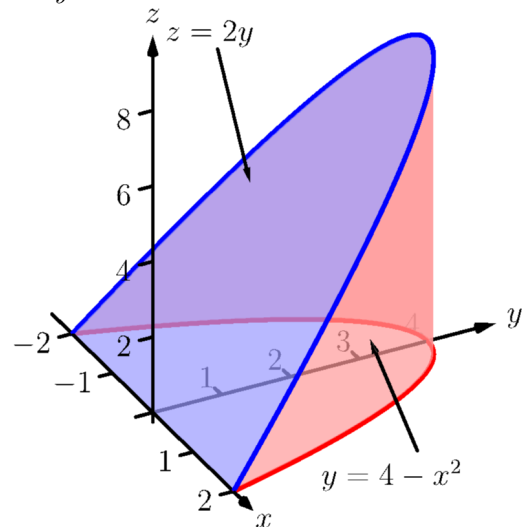
12.  $D$  is bounded by the planes  $z = 0$ ,  $y = 9$ ,  $x = 0$  and by  $z = \sqrt{y^2 - 9x^2}$ . Do not evaluate any triple integral.



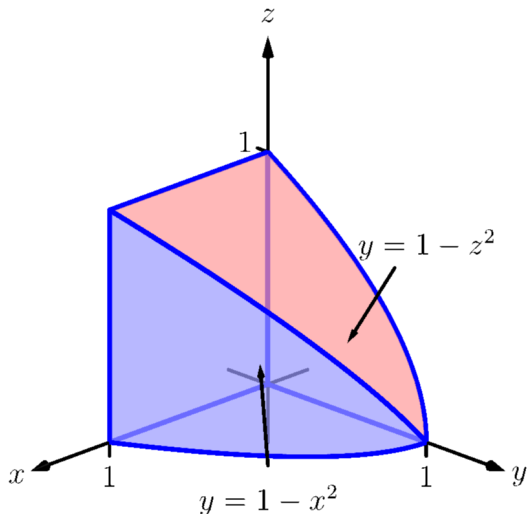
13.  $D$  is bounded by the planes  $x = 2$ ,  $y = 1$ ,  $z = 0$  and  $z = 2x + 4y - 4$ . Evaluate the triple integral with the order  $dx \, dy \, dz$ .



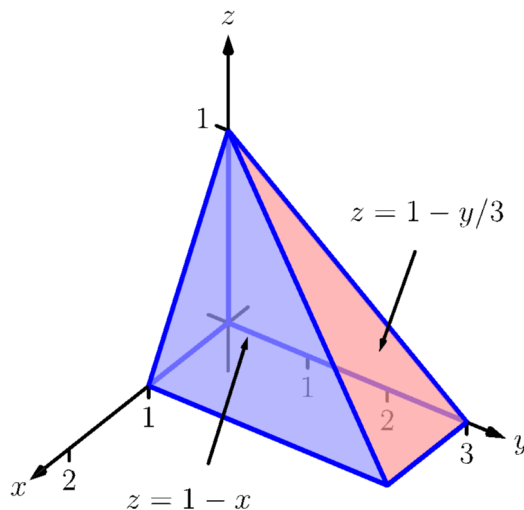
14.  $D$  is bounded by the plane  $z = 2y$  and by  $y = 4 - x^2$ . Evaluate the triple integral with the order  $dz \, dy \, dx$ .



15.  $D$  is bounded by the coordinate planes and by  $y = 1 - x^2$  and  $y = 1 - z^2$ . Do not evaluate any triple integral. Which order is easier to evaluate:  $dz\,dy\,dx$  or  $dy\,dz\,dx$ ? Explain why.



16.  $D$  is bounded by the coordinate planes and by  $z = 1 - y/3$  and  $z = 1 - x$ . Evaluate the triple integral with order  $dx\,dy\,dz$ .



**Exercise Group.** In the following exercises, evaluate the triple integral.

17.  $\int_{-\pi/2}^{\pi/2} \int_0^{\pi} \int_0^{\pi} (\cos(x) \sin(y) \sin(z)) \, dz \, dy \, dx$
18. Evaluate  $\int_0^1 \int_0^x \int_0^{x+y} (x + y + z) \, dz \, dy \, dx$ .
19.  $\int_0^{\pi} \int_0^1 \int_0^z (\sin(yz)) \, dx \, dy \, dz$
20. Evaluate  $\int_{\pi}^{\pi^2} \int_x^{x^3} \int_{-y^2}^{y^2} \left( z \frac{x^2 y + y^2 x}{e^{x^2 + y^2}} \right) \, dz \, dy \, dx$ .

**Exercise Group.** In the following exercises, find the center of mass of the solid represented by the indicated space region  $D$  with density function  $\delta(x, y, z)$ .

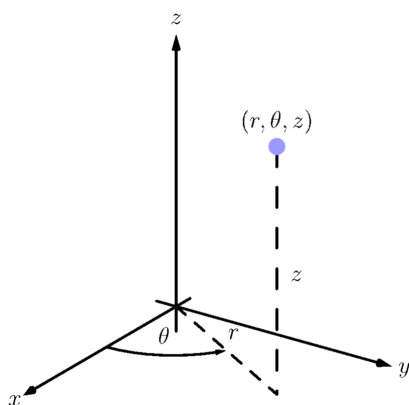
21.  $D$  is bounded by the coordinate planes and  $z = 2 - 2x/3 - 2y$ ;  $\delta(x, y, z) = 10 \text{ g/cm}^3$ . (Note: this is the same region as used in [Exercise 15.6.9](#).)
22.  $D$  is bounded by the planes  $y = 0$ ,  $y = 2$ ,  $x = 1$ ,  $z = 0$  and  $z = (3 - x)/2$ ;  $\delta(x, y, z) = 2 \text{ g/cm}^3$ . (Note: this is the same region as used in [Exercise 15.6.10](#).)
23.  $D$  is bounded by the planes  $x = 2$ ,  $y = 1$ ,  $z = 0$  and  $z = 2x + 4y - 4$ ;  $\delta(x, y, z) = x^2 \text{ lb/in}^3$ . (Note: this is the same region as used in [Exercise 15.6.13](#).)
24.  $D$  is bounded by the plane  $z = 2y$  and by  $y = 4 - x^2$ .  $\delta(x, y, z) = y^2 \text{ lb/in}^3$ . (Note: this is the same region as used in [Exercise 15.6.14](#).)

## 15.7 Triple Integration with Cylindrical and Spherical Coordinates

Just as polar coordinates gave us a new way of describing curves in the plane, in this section we will see how *cylindrical* and *spherical* coordinates give us new ways of describing surfaces and regions in space.

### 15.7.1 Cylindrical Coordinates

In short, cylindrical coordinates can be thought of as a combination of the polar and rectangular coordinate systems. One can identify a point  $(x_0, y_0, z_0)$ , given in rectangular coordinates, with the point  $(r_0, \theta_0, z_0)$ , given in cylindrical coordinates, where the  $z$ -value in both systems is the same, and the point  $(x_0, y_0)$  in the  $xy$ -plane is identified with the polar point  $P(r_0, \theta_0)$ ; see Figure 15.7.1. So that each point in space that does not lie on the  $z$ -axis is defined uniquely, we will restrict  $r \geq 0$  and  $0 \leq \theta \leq 2\pi$ .



**Figure 15.7.1** Illustrating the principles behind cylindrical coordinates

We use the identity  $z = z$  along with the identities found in [Key Idea 10.4.6](#) to convert between the rectangular coordinate  $(x, y, z)$  and the cylindrical coordinate  $(r, \theta, z)$ , namely:

From rectangular to cylindrical:  $r = \sqrt{x^2 + y^2}$ ,  $\tan(\theta) = y/x$  and  $z = z$ ;

From cylindrical to rectangular:  $x = r \cos(\theta)$ ,  $y = r \sin(\theta)$  and  $z = z$ .

These identities, along with conversions related to spherical coordinates, are given later in [Key Idea 15.7.15](#).

#### Example 15.7.3 Converting between rectangular and cylindrical coordinates.

Convert the rectangular point  $(2, -2, 1)$  to cylindrical coordinates, and convert the cylindrical point  $(4, 3\pi/4, 5)$  to rectangular.

**Solution.** Following the identities given above (and, later in [Key Idea 15.7.15](#)), we have  $r = \sqrt{2^2 + (-2)^2} = 2\sqrt{2}$ . Using  $\tan(\theta) = y/x$ , we find  $\theta = \tan^{-1}(-2/2) = -\pi/4$ . As we restrict  $\theta$  to be between 0 and  $2\pi$ , we set  $\theta = 7\pi/4$ . Finally,  $z = 1$ , giving the cylindrical point  $(2\sqrt{2}, 7\pi/4, 1)$ .

In converting the cylindrical point  $(4, 3\pi/4, 5)$  to rectangular, we have  $x = 4 \cos(3\pi/4) = -2\sqrt{2}$ ,  $y = 4 \sin(3\pi/4) = 2\sqrt{2}$  and  $z = 5$ , giving the rectangular point  $(-2\sqrt{2}, 2\sqrt{2}, 5)$ .

Both coordinate systems provide ways of extending polar coordinates in the plane to three dimensions. The reader is warned that while conventions are fairly standard for cylindrical coordinates, there are many different conventions for spherical coordinates. Mathematics, physics, and engineering all use slightly different versions. The definition presented in this text also differs from the usual mathematical definition. Why add yet another competing standard? The definition we present is slightly easier to work with, and should also be more familiar, since it corresponds to the coordinate system of latitude and longitude used to describe locations on the Earth.



[youtu.be/watch?v=DOFhIADkGko](https://youtu.be/watch?v=DOFhIADkGko)

**Figure 15.7.2** Explaining the cylindrical coordinate system

Setting each of  $r$ ,  $\theta$  and  $z$  equal to a constant defines a surface in space, as illustrated in the following example.

**Example 15.7.4 Canonical surfaces in cylindrical coordinates.**

Describe the surfaces  $r = 1$ ,  $\theta = \pi/3$  and  $z = 2$ , given in cylindrical coordinates.

**Solution.** The equation  $r = 1$  describes all points in space that are 1 unit away from the  $z$ -axis. This surface is a “tube” or “cylinder” of radius 1, centered on the  $z$ -axis, as graphed in Figure 12.1.17 (which describes the cylinder  $x^2 + y^2 = 1$  in space).

The equation  $\theta = \pi/3$  describes the plane formed by extending the line  $\theta = \pi/3$ , as given by polar coordinates in the  $xy$ -plane, parallel to the  $z$ -axis.

The equation  $z = 2$  describes the plane of all points in space that are 2 units above the  $xy$ -plane. This plane is the same as the plane described by  $z = 2$  in rectangular coordinates.

All three surfaces are graphed in Figure 15.7.5. Note how their intersection uniquely defines the point  $P = (1, \pi/3, 2)$ .

Cylindrical coordinates are useful when describing certain domains in space, allowing us to evaluate triple integrals over these domains more easily than if we used rectangular coordinates.

Theorem 15.6.29 shows how to evaluate  $\iiint_D h(x, y, z) dV$  using rectangular coordinates. In that evaluation, we use  $dV = dz dy dx$  (or one of the other five orders of integration). Recall how, in this order of integration, the bounds on  $y$  are “curve to curve” and the bounds on  $x$  are “point to point”: these bounds describe a region  $R$  in the  $xy$ -plane. We could describe  $R$  using polar coordinates as done in Section 15.3. In that section, we saw how we used  $dA = r dr d\theta$  instead of  $dA = dy dx$ .

Considering the above thoughts, we have  $dV = dz(r dr d\theta) = r dz dr d\theta$ . We set bounds on  $z$  as “surface to surface” as done in the previous section, and then use “curve to curve” and “point to point” bounds on  $r$  and  $\theta$ , respectively. Finally, using the identities given above, we change the integrand  $h(x, y, z)$  to  $h(r, \theta, z)$ .

This process should sound plausible; the following theorem states it is truly a way of evaluating a triple integral.

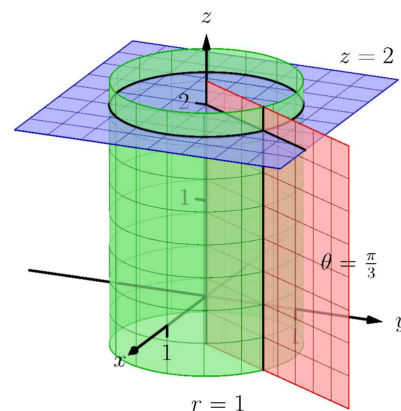
**Theorem 15.7.6 Triple Integration in Cylindrical Coordinates.**

Let  $w = h(r, \theta, z)$  be a continuous function on a closed, bounded region  $D$  in space, bounded in cylindrical coordinates by  $\alpha \leq \theta \leq \beta$ ,  $g_1(\theta) \leq r \leq g_2(\theta)$  and  $f_1(r, \theta) \leq z \leq f_2(r, \theta)$ . Then

$$\iiint_D h(r, \theta, z) dV = \int_{\alpha}^{\beta} \int_{g_1(\theta)}^{g_2(\theta)} \int_{f_1(r, \theta)}^{f_2(r, \theta)} h(r, \theta, z) r dz dr d\theta.$$

**Example 15.7.8 Evaluating a triple integral with cylindrical coordinates.**

Find the mass of the solid represented by the region in space bounded by  $z = 0$ ,  $z = \sqrt{4 - x^2 - y^2} + 3$  and the cylinder  $x^2 + y^2 = 4$  (as shown in Figure 15.7.9), with density function  $\delta(x, y, z) = x^2 + y^2 + z + 1$ , using a triple integral in cylindrical coordinates. Distances are measured



**Figure 15.7.5** Graphing the canonical surfaces in cylindrical coordinates from Example 15.7.4



[youtu.be/watch?v=u0FYs9Ma15k](https://youtu.be/watch?v=u0FYs9Ma15k)

**Figure 15.7.7** Using cylindrical coordinates to find the volume of a cone

in centimeters and density is measured in grams per cubic centimeter.

**Solution.** We begin by describing this region of space with cylindrical coordinates. The plane  $z = 0$  is left unchanged; with the identity  $r = \sqrt{x^2 + y^2}$ , we convert the hemisphere of radius 2 to the equation  $z = \sqrt{4 - r^2}$ ; the cylinder  $x^2 + y^2 = 4$  is converted to  $r^2 = 4$ , or, more simply,  $r = 2$ . We also convert the density function:  $\delta(r, \theta, z) = r^2 + z + 1$ .

To describe this solid with the bounds of a triple integral, we bound  $z$  with  $0 \leq z \leq \sqrt{4 - r^2} + 3$ ; we bound  $r$  with  $0 \leq r \leq 2$ ; we bound  $\theta$  with  $0 \leq \theta \leq 2\pi$ .

Using [Definition 15.6.30](#) and [Theorem 15.7.6](#), we have the mass of the solid is

$$\begin{aligned} M &= \iiint_D \delta(x, y, z) \, dV = \int_0^{2\pi} \int_0^2 \int_0^{\sqrt{4-r^2}+3} (r^2 + z + 1)r \, dz \, dr \, d\theta \\ &= \int_0^{2\pi} \int_0^2 \left( (r^3 + 4r)\sqrt{4-r^2} + \frac{5}{2}r^3 + \frac{19}{2}r \right) dr \, d\theta \\ &= \frac{1318\pi}{15} \approx 276.04 \text{ g}, \end{aligned}$$

where we leave the details of the remaining double integral to the reader.

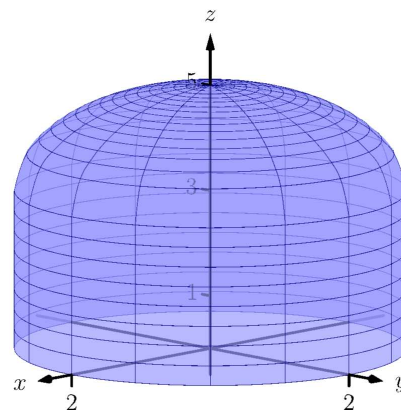


Figure 15.7.9 Visualizing the solid used in [Example 15.7.8](#)

#### Example 15.7.10 Finding the center of mass using cylindrical coordinates.

Find the center of mass of the solid with constant density whose base can be described by the polar curve  $r = \cos(3\theta)$  and whose top is defined by the plane  $z = 1 - x + 0.1y$ , where distances are measured in feet, as seen in [Figure 15.7.11](#). (The volume of this solid was found in [Example 15.3.13](#).)

**Solution.** We convert the equation of the plane to use cylindrical coordinates:  $z = 1 - r \cos(\theta) + 0.1r \sin(\theta)$ . Thus the region in space is bounded by  $0 \leq z \leq 1 - r \cos(\theta) + 0.1r \sin(\theta)$ ,  $0 \leq r \leq \cos(3\theta)$ ,  $0 \leq \theta \leq \pi$  (recall that the rose curve  $r = \cos(3\theta)$  is traced out once on  $[0, \pi]$ ).

Since density is constant, we set  $\delta = 1$  and finding the mass is equivalent to finding the volume of the solid. We set up the triple integral to compute this but do not evaluate it; we leave it to the reader to confirm it evaluates to the same result found in [Example 15.3.13](#).

$$M = \iiint_D \delta \, dV = \int_0^\pi \int_0^{\cos(3\theta)} \int_0^{1-r\cos(\theta)+0.1r\sin(\theta)} r \, dz \, dr \, d\theta = \frac{\pi}{4}.$$

From [Definition 15.6.30](#) we set up the triple integrals to compute the moments about the three coordinate planes. The computation of each is left to the reader (using technology is recommended):

$$\begin{aligned} M_{yz} &= \iiint_D x \, dV = \int_0^\pi \int_0^{\cos(3\theta)} \int_0^{1-r\cos(\theta)+0.1r\sin(\theta)} (r \cos(\theta))r \, dz \, dr \, d\theta \\ &= \frac{-3\pi}{64} \approx -0.147. \end{aligned}$$

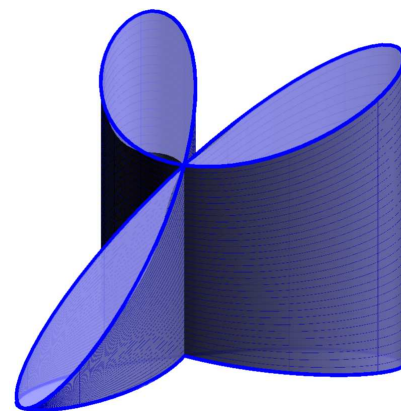


Figure 15.7.11 Visualizing the solid used in [Example 15.7.10](#)



$$\begin{aligned}
 M_{xz} &= \iiint_D y \, dV = \int_0^\pi \int_0^{\cos(3\theta)} \int_0^{1-r\cos(\theta)+0.1r\sin(\theta)} (r\sin(\theta))r \, dz \, dr \, d\theta \\
 &= \frac{3\pi}{640} \approx 0.015. \\
 M_{xy} &= \iiint_D z \, dV = \int_0^\pi \int_0^{\cos(3\theta)} \int_0^{1-r\cos(\theta)+0.1r\sin(\theta)} (z)r \, dz \, dr \, d\theta \\
 &= \frac{1903\pi}{12800} \approx 0.467.
 \end{aligned}$$

The center of mass in rectangular coordinates, found by dividing the respective moments by the mass, is approximately located at  $(-0.188, 0.019, 0.595)$ , which lies outside the bounds of the solid.

### 15.7.2 Spherical Coordinates

In short, spherical coordinates can be thought of as a “double application” of the polar coordinate system. In spherical coordinates, a point  $P$  is identified with  $(\rho, \theta, \varphi)$ , where  $\rho$  is the distance from the origin to  $P$ ,  $\theta$  is the same angle as would be used to describe  $P$  in the cylindrical coordinate system, and  $\varphi$  is the angle between the  $xy$ -plane and the ray from the origin to  $P$ ; see Figure 15.7.13. So that each point in space that does not lie on the  $z$ -axis is defined uniquely, we will restrict  $\rho \geq 0$ ,  $0 \leq \theta \leq 2\pi$  and  $-\pi/2 \leq \varphi \leq \pi/2$ .

**Convention 15.7.12** Note that most mathematics textbooks define  $\varphi$  to be measured from the positive  $z$ -axis, with values in  $[0, \pi]$ , rather than from the  $xy$ -plane.

We have chosen our convention with a number of considerations in mind:

- The coordinates  $(\rho, \theta, \varphi)$  form a **right-handed** coordinate system: one in which the orientation matches that of our usual  $(x, y, z)$  coordinates, where the “right-hand rule” applies. If  $\varphi$  is measured from the  $z$ -axis, the order  $(\rho, \varphi, \theta)$  is needed to get a right-handed system.
- Points of the form  $(a, \alpha, 0)$  are the same in both cylindrical and spherical coordinates.
- Some integration problems become slightly easier: we will see soon that the volume element in spherical coordinates involves  $\cos(\varphi)$ , which integrates to  $\sin(\varphi)$ . In the usual convention, the volume element involves  $\sin(\varphi)$ , which integrates to  $-\cos(\varphi)$  – a source of many common sign errors.

Students of Physics will encounter yet another convention. In Physics, the variable  $r$  is preferred as the radial coordinate, and spherical coordinates are given as  $(r, \theta, \varphi)$ ; however, in Physics,  $\varphi$  becomes the angle in the  $xy$ -plane, while  $\theta$  is the angle measured from the positive  $z$ -axis.

Note that the angle in the  $xy$ -plane ( $\theta$ , in our case) is known as the **azimuthal angle**. Our angle  $\varphi$  is known as the **elevation angle**. The angle used in other conventions that is measured from the positive  $z$ -axis (often identified with the north pole) is known as the **polar angle**. For further discussion, the [Wikipedia article](https://en.wikipedia.org/wiki/Spherical_coordinate_system)<sup>1</sup> is quite useful.

<sup>1</sup>[en.wikipedia.org/wiki/Spherical\\_coordinate\\_system](https://en.wikipedia.org/wiki/Spherical_coordinate_system)

The symbol  $\rho$  is the Greek letter “rho.” Traditionally it is used in the spherical coordinate system, while  $r$  is used in the polar and cylindrical coordinate systems.

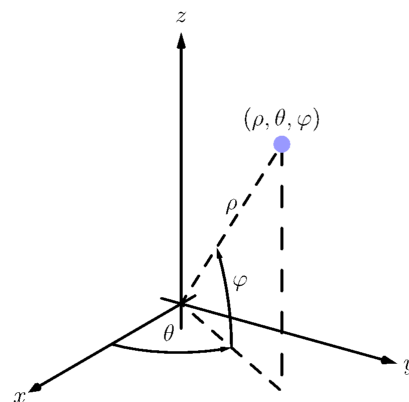


Figure 15.7.13 Illustrating the principles behind spherical coordinates



[youtu.be/watch?v=In5up-a1jMI](https://youtu.be/watch?v=In5up-a1jMI)

Figure 15.7.14 Introducing spherical

The videos used in this section (and later) were recorded for an earlier version of the textbook, that used the polar angle instead of the elevation angle. Some of the details will therefore differ from those presented in the text. (The reader can consider this an opportunity to learn — and compare — both conventions.)

The following Key Idea gives conversions to/from our three spatial coordinate systems.

**Key Idea 15.7.15 Converting Between Rectangular, Cylindrical and Spherical Coordinates.**

- *Rectangular and Cylindrical.*

$$\begin{aligned} r^2 &= x^2 + y^2, & \tan(\theta) &= y/x, & z &= z \\ x &= r \cos(\theta), & y &= r \sin(\theta), & z &= z \end{aligned}$$

- *Rectangular and Spherical.*

$$\begin{aligned} \rho &= \sqrt{x^2 + y^2 + z^2}, & \tan(\theta) &= y/x, & \sin(\varphi) &= z/\sqrt{x^2 + y^2 + z^2} \\ x &= \rho \cos(\varphi) \cos(\theta), & y &= \rho \cos(\varphi) \sin(\theta), & z &= \rho \sin(\varphi) \end{aligned}$$

- *Cylindrical and Spherical.*

$$\begin{aligned} \rho &= \sqrt{r^2 + z^2}, & \theta &= \theta, & \tan(\varphi) &= z/r \\ r &= \rho \cos(\varphi), & \theta &= \theta, & z &= \rho \sin(\varphi) \end{aligned}$$

**Example 15.7.16 Converting between rectangular and spherical coordinates.**

Convert the rectangular point  $(2, -2, 1)$  to spherical coordinates, and convert the spherical point  $(6, \pi/3, 0)$  to rectangular and cylindrical coordinates.

**Solution.** This rectangular point is the same as used in [Example 15.7.3](#). Using [Key Idea 15.7.15](#), we find  $\rho = \sqrt{2^2 + (-1)^2 + 1^2} = 3$ . Using the same logic as in [Example 15.7.3](#), we find  $\theta = 7\pi/4$ . Finally,  $\sin(\varphi) = 1/3$ , giving  $\varphi = \sin^{-1}(1/3) \approx 0.34$ , or about  $19.47^\circ$ . Thus the spherical coordinates are approximately  $(3, 7\pi/4, 0.34)$ .

Converting the spherical point  $(6, \pi/3, 0)$  to rectangular, we have  $x = 6 \cos(0) \cos(\pi/3) = 3$ ,  $y = 6 \cos(0) \sin(\pi/3) = 3\sqrt{3}$  and  $z = 6 \sin(0) = 0$ . Thus the rectangular coordinates are  $(3, 3\sqrt{3}, 0)$ .

To convert this spherical point to cylindrical, we have  $r = 6 \cos(0) = 6$ ,  $\theta = \pi/3$  and  $z = 6 \sin(0) = 0$ , giving the cylindrical point  $(6, \pi/3, 0)$ .

**Example 15.7.17 Canonical surfaces in spherical coordinates.**

Describe the surfaces  $\rho = 1$ ,  $\theta = \pi/3$  and  $\varphi = \pi/3$ , given in spherical coordinates.

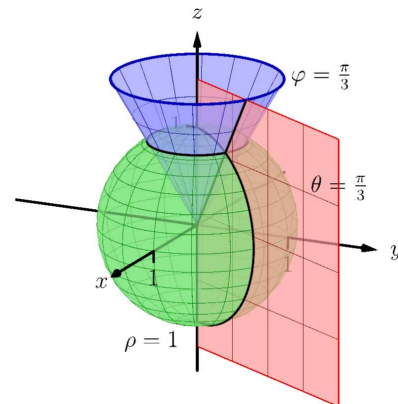
**Solution.** The equation  $\rho = 1$  describes all points in space that are 1 unit away from the origin: this is the sphere of radius 1, centered at the origin.

The equation  $\theta = \pi/3$  describes the same surface in spherical coordinates.

ordinates as it does in cylindrical coordinates: beginning with the line  $\theta = \pi/3$  in the  $xy$ -plane as given by polar coordinates, extend the line parallel to the  $z$ -axis, forming a plane.

The equation  $\varphi = \pi/3$  describes all points  $P$  in space where the ray from the origin to  $P$  makes an angle of  $\pi/3$  with the  $xy$ -plane. This describes a cone, with the positive  $z$ -axis its axis of symmetry, with point at the origin.

All three surfaces are graphed in Figure 15.7.18. Note how their intersection uniquely defines the point  $P = (1, \pi/3, \pi/6)$ .



**Figure 15.7.18** Graphing the canonical surfaces in spherical coordinates from Example 15.7.17

Spherical coordinates are useful when describing certain domains in space, allowing us to evaluate triple integrals over these domains more easily than if we used rectangular coordinates or cylindrical coordinates. The crux of setting up a triple integral in spherical coordinates is appropriately describing the “small amount of volume,”  $dV$ , used in the integral.

Considering Figure 15.7.19, we can make a small “spherical wedge” by varying  $\rho$ ,  $\theta$  and  $\varphi$  each a small amount,  $\Delta\rho$ ,  $\Delta\theta$  and  $\Delta\varphi$ , respectively. This wedge is approximately a rectangular solid when the change in each coordinate is small, giving a volume of about

$$\Delta V \approx \Delta\rho \times \rho\Delta\varphi \times \rho\cos(\varphi)\Delta\theta.$$

Given a region  $D$  in space, we can approximate the volume of  $D$  with many such wedges. As the size of each of  $\Delta\rho$ ,  $\Delta\theta$  and  $\Delta\varphi$  goes to zero, the number of wedges increases to infinity and the volume of  $D$  is more accurately approximated, giving

$$dV = d\rho \times \rho d\varphi \times \rho\cos(\varphi)d\theta = \rho^2 \cos(\varphi) d\rho d\theta d\varphi.$$

Again, this development of  $dV$  should sound reasonable, and the following theorem states it is the appropriate manner by which triple integrals are to be evaluated in spherical coordinates.

**Theorem 15.7.20 Triple Integration in Spherical Coordinates.**

Let  $w = h(\rho, \theta, \varphi)$  be a continuous function on a closed, bounded region  $D$  in space, bounded in spherical coordinates by  $\alpha_1 \leq \varphi \leq \alpha_2$ ,  $\beta_1 \leq \theta \leq \beta_2$  and  $f_1(\theta, \varphi) \leq \rho \leq f_2(\theta, \varphi)$ . Then

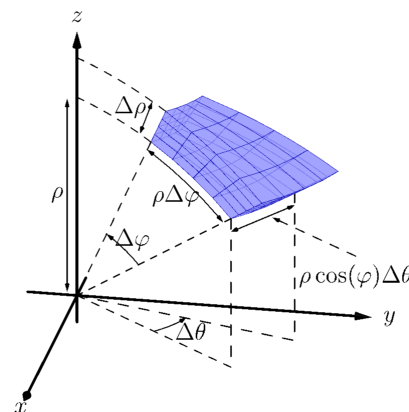
$$\iiint_D h(\rho, \theta, \varphi) dV = \int_{\alpha_1}^{\alpha_2} \int_{\beta_1}^{\beta_2} \int_{f_1(\theta, \varphi)}^{f_2(\theta, \varphi)} h(\rho, \theta, \varphi) \rho^2 \cos(\varphi) d\rho d\theta d\varphi.$$

**Example 15.7.21 Establishing the volume of a sphere.**

Let  $D$  be the region in space bounded by the sphere, centered at the origin, of radius  $r$ . Use a triple integral in spherical coordinates to find the volume  $V$  of  $D$ .

**Solution.** The sphere of radius  $r$ , centered at the origin, has equation  $\rho = r$ . To obtain the full sphere, the bounds on  $\theta$  and  $\varphi$  are  $0 \leq \theta \leq 2\pi$  and  $-\pi/2 \leq \varphi \leq \pi/2$ . This leads us to:

$$V = \iiint_D dV$$



**Figure 15.7.19** Approximating the volume of a standard region in space using spherical coordinates

It is generally most intuitive to evaluate the triple integral in Theorem 15.7.20 by integrating with respect to  $\rho$  first; it often does not matter whether we next integrate with respect to  $\theta$  or  $\varphi$ . Different texts present different standard orders, some preferring  $d\varphi d\theta$  instead of  $d\theta d\varphi$ . As the bounds for these variables are usually constants in practice, it generally is a matter of preference.

$$\begin{aligned}
&= \int_{-\pi/2}^{\pi/2} \int_0^{2\pi} \int_0^r (\rho^2 \cos(\varphi)) \, d\rho \, d\theta \, d\varphi \\
&= \int_{-\pi/2}^{\pi/2} \int_0^{2\pi} \left( \frac{1}{3} \rho^3 \cos(\varphi) \Big|_0^r \right) \, d\theta \, d\varphi \\
&= \int_{-\pi/2}^{\pi/2} \int_0^{2\pi} \left( \frac{1}{3} r^3 \cos(\varphi) \right) \, d\theta \, d\varphi \\
&= \int_{-\pi/2}^{\pi/2} \left( \frac{2\pi}{3} r^3 \cos(\varphi) \right) \, d\varphi \\
&= \left( \frac{2\pi}{3} r^3 \sin(\varphi) \right) \Big|_{-\pi/2}^{\pi/2} \\
&= \frac{4\pi}{3} r^3,
\end{aligned}$$

the familiar formula for the volume of a sphere. Note how the integration steps were easy, not using square roots nor integration steps such as Substitution.

**Example 15.7.23 Finding the center of mass using spherical coordinates.**

Find the center of mass of the solid with constant density enclosed above by  $\rho = 4$  and below by  $\varphi = \pi/3$ , as illustrated in Figure 15.7.24.

**Solution.** We will set up the four triple integrals needed to find the center of mass (i.e., to compute  $M$ ,  $M_{yz}$ ,  $M_{xz}$  and  $M_{xy}$ ) and leave it to the reader to evaluate each integral. Because of symmetry, we expect the  $x$ - and  $y$ -coordinates of the center of mass to be 0.

While the surfaces describing the solid are given in the statement of the problem, to describe the full solid  $D$ , we use the following bounds:  $0 \leq \rho \leq 4$ ,  $0 \leq \theta \leq 2\pi$  and  $0 \leq \varphi \leq \pi/3$ . Since density  $\delta$  is constant, we assume  $\delta = 1$ .

The mass of the solid:

$$\begin{aligned}
M &= \iiint_D dm = \iiint_D dV \\
&= \int_0^{\pi/3} \int_0^{2\pi} \int_0^4 (\rho^2 \cos(\varphi)) \, d\rho \, d\theta \, d\varphi \\
&= \frac{64}{3} (2 - \sqrt{3})\pi \approx 17.958.
\end{aligned}$$

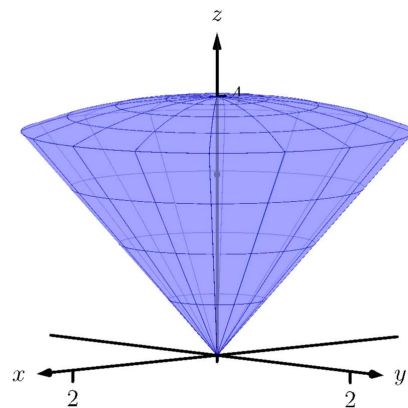
To compute  $M_{yz}$ , the integrand is  $x$ ; using Key Idea 15.7.15, we have  $x = \rho \cos(\varphi) \cos(\theta)$ . This gives:

$$\begin{aligned}
M_{yz} &= \iiint_D x \, dm \\
&= \int_0^{\pi/3} \int_0^{2\pi} \int_0^4 ((\rho \cos(\varphi) \cos(\theta)) \rho^2 \cos(\varphi)) \, d\rho \, d\theta \, d\varphi \\
&= \int_0^{\pi/3} \int_0^{2\pi} \int_0^4 (\rho^3 \cos^2(\varphi) \cos(\theta)) \, d\rho \, d\theta \, d\varphi \\
&= 0,
\end{aligned}$$



[youtu.be/watch?v=wqjjslo0aul](https://youtu.be/watch?v=wqjjslo0aul)

**Figure 15.7.22** Setting up an integral in spherical coordinates



**Figure 15.7.24** Graphing the solid, and its center of mass, from Example 15.7.23

which we expected as we expect  $\bar{x} = 0$ .

To compute  $M_{xz}$ , the integrand is  $y$ ; using [Key Idea 15.7.15](#), we have  $y = \rho \cos(\varphi) \sin(\theta)$ . This gives:

$$\begin{aligned} M_{xz} &= \iiint_D y \, dm \\ &= \int_0^{\pi/3} \int_0^{2\pi} \int_0^4 ((\rho \cos(\varphi) \sin(\theta)) \rho^2 \cos(\varphi)) \, d\rho \, d\theta \, d\varphi \\ &= \int_0^{\pi/3} \int_0^{2\pi} \int_0^4 (\rho^3 \cos^2(\varphi) \sin(\theta)) \, d\rho \, d\theta \, d\varphi \\ &= 0, \end{aligned}$$

which we also expected as we expect  $\bar{y} = 0$ .

To compute  $M_{xy}$ , the integrand is  $z$ ; using [Key Idea 15.7.15](#), we have  $z = \rho \sin(\varphi)$ . This gives:

$$\begin{aligned} M_{xy} &= \iiint_D z \, dm \\ &= \int_0^{\pi/3} \int_0^{2\pi} \int_0^4 ((\rho \sin(\varphi)) \rho^2 \cos(\varphi)) \, d\rho \, d\theta \, d\varphi \\ &= \int_0^{\pi/3} \int_0^{2\pi} \int_0^4 (\rho^3 \sin(\varphi) \cos(\varphi)) \, d\rho \, d\theta \, d\varphi \\ &= 16\pi \approx 50.266. \end{aligned}$$

Thus the center of mass is  $(0, 0, M_{xy}/M) \approx (0, 0, 2.799)$ , as indicated in [Figure 15.7.24](#).

This section has provided a brief introduction into two new coordinate systems useful for identifying points in space. Each can be used to define a variety of surfaces in space beyond the canonical surfaces graphed as each system was introduced.

However, the usefulness of these coordinate systems does not lie in the variety of surfaces that they can describe nor the regions in space these surfaces may enclose. Rather, cylindrical coordinates are mostly used to describe cylinders and spherical coordinates are mostly used to describe spheres. These shapes are of special interest in the sciences, especially in physics, and computations on/inside these shapes is difficult using rectangular coordinates. For instance, in the study of electricity and magnetism, one often studies the effects of an electrical current passing through a wire; that wire is essentially a cylinder, described well by cylindrical coordinates.

This chapter investigated the natural follow-on to partial derivatives: iterated integration. We learned how to use the bounds of a double integral to describe a region in the plane using both rectangular and polar coordinates, then later expanded to use the bounds of a triple integral to describe a region in space. We used double integrals to find volumes under surfaces, surface area, and the center of mass of lamina; we used triple integrals as an alternate method of finding volumes of space regions and also to find the center of mass of a region in space.

Integration does not stop here. We could continue to iterate our integrals, next investigating “quadruple integrals” whose bounds describe a region in 4-dimensional space (which are very hard to visualize). We can also look back to “regular” integration where we found the area under a curve in the plane. A



[youtu.be/watch?v=jwzvDiiM94o](https://youtu.be/watch?v=jwzvDiiM94o)

**Figure 15.7.25** Spherical coordinates example: volume of a spherical wedge



[youtu.be/watch?v=EKxY\\_5PlgTU](https://youtu.be/watch?v=EKxY_5PlgTU)

**Figure 15.7.26** Spherical coordinates example: volume of a conical cup

natural analogue to this is finding the “area under a curve,” where the curve is in space, not in a plane. These are just two of many avenues to explore under the heading of “integration.”

## 15.7.3 Exercises

## Terms and Concepts

1. Explain the difference between the roles  $r$ , in cylindrical coordinates, and  $\rho$ , in spherical coordinates, play in determining the location of a point.
2. Why are points on the  $z$ -axis not determined uniquely when using cylindrical and spherical coordinates?
3. What surfaces are naturally defined using cylindrical coordinates?
4. What surfaces are naturally defined using spherical coordinates?

## Problems

**Exercise Group.** In the following exercises, points are given in either the rectangular, cylindrical or spherical coordinate systems. Find the coordinates of the points in the other systems.

5.

- (a) Points in rectangular coordinates:  $(2, 2, 1)$  and  $(-\sqrt{3}, 1, 0)$
- (b) Points in cylindrical coordinates:  $(2, \pi/4, 2)$  and  $(3, 3\pi/2, -4)$
- (c) Points in spherical coordinates:  $(2, \pi/4, \pi/4)$  and  $(1, 0, 0)$

6.

- (a) Points in rectangular coordinates:  $(0, 1, 1)$  and  $(-1, 0, 1)$
- (b) Points in cylindrical coordinates:  $(0, \pi, 1)$  and  $(2, 4\pi/3, 0)$
- (c) Points in spherical coordinates:  $(2, \pi/6, 0)$  and  $(3, \pi, -\pi/2)$

**Exercise Group.** In the following exercises, describe the curve, surface or region in space determined by the given bounds in cylindrical coordinates.

7.

- (a)  $r = 1, 0 \leq \theta \leq 2\pi, 0 \leq z \leq 1$
- (b)  $1 \leq r \leq 2, 0 \leq \theta \leq \pi, 0 \leq z \leq 1$

8.

- (a)  $1 \leq r \leq 2, \theta = \pi/2, 0 \leq z \leq 1$
- (b)  $r = 2, 0 \leq \theta \leq 2\pi, z = 5$

**Exercise Group.** In the following exercises, describe the curve, surface or region in space determined by the given bounds in spherical coordinates.

9.

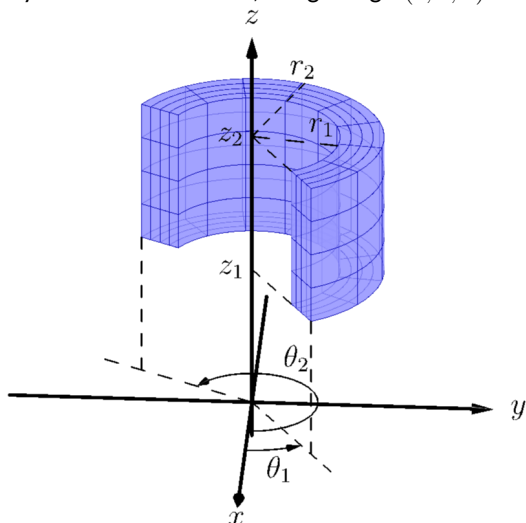
- (a)  $\rho = 3, 0 \leq \theta \leq 2\pi, 0 \leq \varphi \leq \pi/2$
- (b)  $2 \leq \rho \leq 3, 0 \leq \theta \leq 2\pi, -\pi/2 \leq \varphi \leq \pi/2$

10.

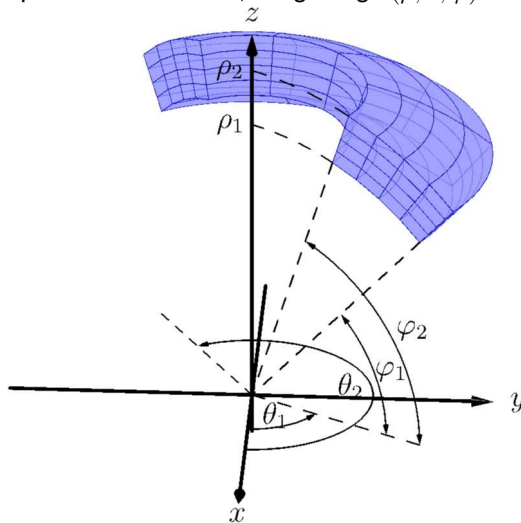
- (a)  $0 \leq \rho \leq 2, 0 \leq \theta \leq \pi, \varphi = \pi/4$
- (b)  $\rho = 2, 0 \leq \theta \leq 2\pi, \varphi = \pi/3$
- (c) This is a curve, a circle of radius 1 centered at  $(0, 0, \sqrt{3})$ , lying parallel to the  $xy$ -plane.

**Exercise Group.** In the following exercises, standard regions in space, as defined by cylindrical and spherical coordinates, are shown. Set up the triple integral that integrates the given function over the graphed region.

11. Cylindrical coordinates, integrating
- $h(r, \theta, z)$
- :



12. Spherical coordinates, integrating
- $h(\rho, \theta, \varphi)$
- :



**Exercise Group.** In the following exercises, a triple integral in cylindrical coordinates is given. Describe the region in space defined by the bounds of the integral.

13. 
$$\int_0^{\pi/2} \int_0^2 \int_0^2 r \, dz \, dr \, d\theta$$

15. 
$$\int_0^{2\pi} \int_0^1 \int_0^{1-r} r \, dz \, dr \, d\theta$$

17. 
$$\int_0^{\pi} \int_0^3 \int_0^{\sqrt{9-r^2}} r \, dz \, dr \, d\theta$$

14. 
$$\int_0^{2\pi} \int_3^4 \int_0^5 r \, dz \, dr \, d\theta$$

16. 
$$\int_0^{\pi} \int_0^1 \int_0^{2-r} r \, dz \, dr \, d\theta$$

18. 
$$\int_0^{2\pi} \int_0^a \int_0^{\sqrt{a^2-r^2}+b} r \, dz \, dr \, d\theta$$

**Exercise Group.** In the following exercises, a triple integral in spherical coordinates is given. Describe the region in space defined by the bounds of the integral.

19. 
$$\int_0^{\pi/2} \int_0^{\pi/2} \int_0^1 \rho^2 \cos(\varphi) \, d\rho \, d\theta \, d\varphi$$

21. 
$$\int_{\pi/4}^{\pi/2} \int_0^{2\pi} \int_0^2 \rho^2 \cos(\varphi) \, d\rho \, d\theta \, d\varphi$$

23. 
$$\int_{\pi/3}^{\pi/2} \int_0^{2\pi} \int_0^{\csc(\varphi)} \rho^2 \cos(\varphi) \, d\rho \, d\theta \, d\varphi$$

20. 
$$\int_{-\pi/2}^{\pi/2} \int_0^{\pi} \int_1^{1.1} \rho^2 \cos(\varphi) \, d\rho \, d\theta \, d\varphi$$

22. 
$$\int_{\pi/4}^{\pi/3} \int_0^{2\pi} \int_0^2 \rho^2 \cos(\varphi) \, d\rho \, d\theta \, d\varphi$$

24. 
$$\int_{\pi/3}^{\pi/2} \int_0^{2\pi} \int_0^{a \csc(\varphi)} \rho^2 \cos(\varphi) \, d\rho \, d\theta \, d\varphi$$

**Exercise Group.** In the following exercises, a solid is described along with its density function. Find the mass of the solid using cylindrical coordinates.

25. Bounded by the cylinder
- $x^2 + y^2 = 4$
- and the planes
- $z = 0$
- and
- $z = 4$
- with density function
- $\delta(x, y, z) = \sqrt{x^2 + y^2} + 1$
- .

27. Bounded by
- $y \geq 0$
- , the cylinder
- $x^2 + y^2 = 1$
- , and between the planes
- $z = 0$
- and
- $z = 4 - y$
- with density function
- $\delta(x, y, z) = 1$
- .

26. Bounded by the cylinders
- $x^2 + y^2 = 4$
- and
- $x^2 + y^2 = 9$
- , between the planes
- $z = 0$
- and
- $z = 10$
- with density function
- $\delta(x, y, z) = z$
- .

28. The upper half of the unit ball, bounded between
- $z = 0$
- and
- $z = \sqrt{1 - x^2 - y^2}$
- , with density function
- $\delta(x, y, z) = 1$
- .

**Exercise Group.** In the following exercises, a solid is described along with its density function. Find the center of mass of the solid using cylindrical coordinates. (Note: these are the same solids and density functions as found in Exercises 25–28.)

29. Bounded by the cylinder
- $x^2 + y^2 = 4$
- and the planes
- $z = 0$
- and
- $z = 4$
- with density function
- $\delta(x, y, z) = \sqrt{x^2 + y^2} + 1$
- .

30. Bounded by the cylinders
- $x^2 + y^2 = 4$
- and
- $x^2 + y^2 = 9$
- , between the planes
- $z = 0$
- and
- $z = 10$
- with density function
- $\delta(x, y, z) = z$
- .



31. Bounded by  $y \geq 0$ , the cylinder  $x^2 + y^2 = 1$ , and between the planes  $z = 0$  and  $z = 4 - y$  with density function  $\delta(x, y, z) = 1$ .
32. The upper half of the unit ball, bounded between  $z = 0$  and  $z = \sqrt{1 - x^2 - y^2}$ , with density function  $\delta(x, y, z) = 1$ .

**Exercise Group.** In the following exercises, a solid is described along with its density function. Find the mass of the solid using spherical coordinates.

33. The upper half of the unit ball, bounded between  $z = 0$  and  $z = \sqrt{1 - x^2 - y^2}$ , with density function  $\delta(x, y, z) = 1$ .
34. The spherical shell bounded between  $x^2 + y^2 + z^2 = 16$  and  $x^2 + y^2 + z^2 = 25$  with density function  $\delta(x, y, z) = \sqrt{x^2 + y^2 + z^2}$ .
35. The conical region bounded below by  $z = \sqrt{x^2 + y^2}$  and above by the sphere  $x^2 + y^2 + z^2 = 1$  with density function  $\delta(x, y, z) = z$ .
36. The cone that lies above the cone  $z = \sqrt{x^2 + y^2}$  and below the plane  $z = 1$  with density function  $\delta(x, y, z) = z$ .

**Exercise Group.** In the following exercises, a solid is described along with its density function. Find the center of mass of the solid using spherical coordinates. (Note: these are the same solids and density functions as found in Exercises 33–36.)

37. The upper half of the unit ball, bounded between  $z = 0$  and  $z = \sqrt{1 - x^2 - y^2}$ , with density function  $\delta(x, y, z) = 1$ .
38. The spherical shell bounded between  $x^2 + y^2 + z^2 = 16$  and  $x^2 + y^2 + z^2 = 25$  with density function  $\delta(x, y, z) = \sqrt{x^2 + y^2 + z^2}$ .
39. The conical region bounded above  $z = \sqrt{x^2 + y^2}$  and below the sphere  $x^2 + y^2 + z^2 = 1$  with density function  $\delta(x, y, z) = z$ .
40. The cone bounded above  $z = \sqrt{x^2 + y^2}$  and below the plane  $z = 1$  with density function  $\delta(x, y, z) = z$ .

**Exercise Group.** In the following exercises, a region in space is described. Set up the triple integrals that find the volume of this region using rectangular, cylindrical and spherical coordinates, then comment on which of the three appears easiest to evaluate.

41. The region enclosed by the unit sphere,  $x^2 + y^2 + z^2 = 1$ .
42. The region enclosed by the cylinder  $x^2 + y^2 = 1$  and planes  $z = 0$  and  $z = 1$ .
43. The region enclosed by the cone  $z = \sqrt{x^2 + y^2}$  and plane  $z = 1$ .
44. The cube enclosed by the planes  $x = 0$ ,  $x = 1$ ,  $y = 0$ ,  $y = 1$ ,  $z = 0$  and  $z = 1$ . (Hint: in spherical, use order of integration  $d\rho d\varphi d\theta$ .)

## 15.8 Change of Variables in Multiple Integrals

We have seen in Sections 15.3 and 15.7 that switching to a different coordinate system can be a powerful tool. Integrals that are intractable (or even impossible) in one coordinate system can become straightforward in another.

Changing from rectangular coordinates to polar, or cylindrical, or spherical coordinates, are special cases of a general process known as a **change of variables** or **transformation**. A change of variables should be considered in any situation where we are presented with an integral that is difficult to evaluate in rectangular coordinates.

Our goals in this section are as follows:

- Understand how a change of variables affects the area element  $dA$  in a double integral, or the volume element  $dV$  in a triple integral.
- Derive a general change of variables formula for multiple integrals that works for any suitable change of coordinates, including the ones we have already seen in Sections 15.3 and 15.7
- Develop some basic guiding principles for knowing when a change of variables should be considered, and how to define the corresponding transformation.

### 15.8.1 Review of substitution techniques

One of the situations that should be covered by our general change of variables formula is that of substitution for a definite integral in one variable, as encountered in Section 5.6, way back in Calculus I. Of course, for a definite integral in one variable, there is only one type of region of integration: a closed interval  $[a, b]$ . For single integrals, our only consideration when making a change of variables is the function being integrated. Recall that substitution — at least, for indefinite integrals — is essentially an attempt to reverse the Chain Rule: given

$$\int_a^b f(T(u))T'(u) du,$$

we set  $x = T(u)$ , compute the differential  $dx = T'(u) du$ , and set

$$\int_a^b f(T(u))T'(u) du = \int_{T(a)}^{T(b)} f(x) dx. \quad (15.8.1)$$

The formula we seek will be a generalization of this result, with one notable change in perspective: for multiple integrals, it is often the *region of integration* that creates most of the difficulty, and not the function being integrated. In one variable, one closed interval is transformed into another, and we apply the Fundamental Theorem of Calculus. What we will find is that in most cases, we start on the *right* hand side of our analogue of Equation (15.8.1), and move to the left.

Changing from polar coordinates can be viewed as the process of writing our rectangular coordinates  $(x, y)$  in terms of new variables  $r$  and  $\theta$ :

$$\begin{aligned} x(r, \theta) &= r \cos \theta \\ y(r, \theta) &= r \sin \theta. \end{aligned}$$

Or conversely, as defining new variables  $r$  and  $\theta$  as functions of the old variables  $x$  and  $y$ :

$$r(x, y) = \sqrt{x^2 + y^2}$$

Recall Exercise 15.3.15 in Section 15.3: the function  $f(x, y) = e^{-x^2-y^2}$  is impossible to integrate in rectangular coordinates (at least, by finding antiderivatives in terms of elementary functions), but switching to polar coordinates results in an integral that can be evaluated using a simple substitution.



[youtu.be/watch?v=G1YTunRt6g0](https://youtu.be/watch?v=G1YTunRt6g0)

**Figure 15.8.1** Introducing the change of variables formula

We have reversed the roles of  $x$  and  $u$  as they typically appear in Calculus I. This may seem strange

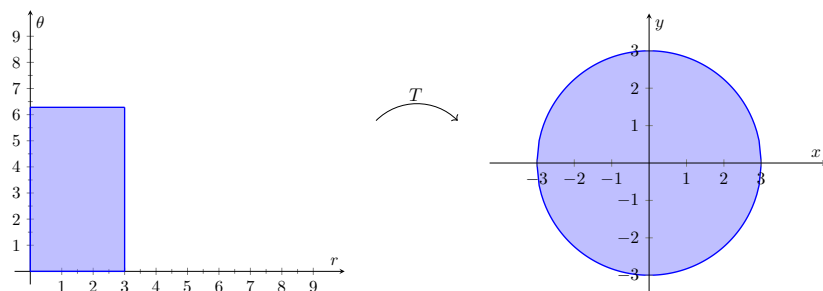
For double and triple integrals, it will be important to understand how both the function *and* the region of integration are transformed. For single integrals, the Fundamental Theorem of Calculus (Theorem 5.4.10) lets us gloss over some of the details we'll now need to consider. In particular, we don't really need to pay any attention to the interval over which we integrate in a single integral, as long as we can come up with an anti-derivative.

$$\theta(x, y) = \arctan(y/x).$$

We can think of the polar coordinate transformation as a change of variables, where we define new variables in terms of old ones, but we could also think of it as a *function* from the plane  $\mathbb{R}^2$  to itself. That is, we have a mapping

$$\begin{aligned} T : D \subseteq \mathbb{R}^2 &\rightarrow \mathbb{R}^2 \\ (x, y) &= T(r, \theta) = (r \cos \theta, r \sin \theta), \end{aligned}$$

where  $D$  is some subset of  $\mathbb{R}^2$  (with coordinates labelled by  $r$  and  $\theta$ ), and the codomain is  $\mathbb{R}^2$  with usual  $(x, y)$  coordinates. As we know from [Section 15.3](#), the polar coordinate transformation  $T$  given above transforms a rectangle such as  $D = [0, 3] \times [0, 2\pi]$  into a disk — in this case, the set of points  $(x, y)$  with  $x^2 + y^2 \leq 9$ , as shown in [Figure 15.8.2](#) below.

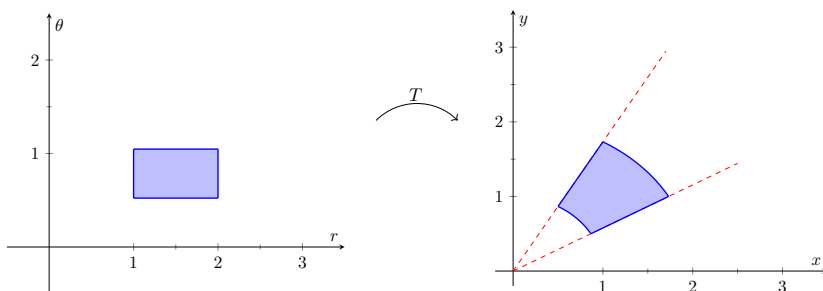


**Figure 15.8.2** Transforming a rectangle to a disk using polar coordinates

It is interesting to pause and consider what happens to the four sides of the rectangle  $D$  in the transformation above. (As we'll see, this particular transformation exhibits some behaviour we usually prefer to avoid!). First, the side with  $r = 0$  is collapsed to a single point: the origin. The side with  $r = 3$  forms the entire perimeter of the circle. What happens to the sides  $\theta = 0$  and  $\theta = 2\pi$ ? They both get sent to the line segment from  $(0, 0)$  to  $(3, 0)$ !

These observations let us imagine transformation as a physical process: first, the left side of the rectangle is shrunk down to a single point, while the right side is simultaneously stretched by a factor of 3. (Vertical lines in between are stretched/shrunk by a factor of  $r$ , with  $0 \leq r \leq 3$ .) The top of the rectangle is then bent around until it joins with the bottom.

It is perhaps easier to picture the transformation for a domain of the form  $[a, b] \times [\alpha, \beta]$ , with  $0 < a < b$  and  $0 \leq \alpha < \beta < 2\pi$ . The case  $r \in [1, 2]$ ,  $\theta \in [\pi/6, \pi/3]$  is pictured in [Figure 15.8.3](#) below.



**Figure 15.8.3** Transforming a rectangle to an annular portion using polar coordinates

Polar coordinates are a very common choice of coordinate system, because they are well adapted to situations with circular symmetry, a common assumption in many physical problems. They are also natural from a navigational perspective. However, the polar coordinate transformation is a bit unusual, in that it violates some of the principles we will require below for a general transformation. For example, the transformation is not one-to-one, and since we often allow  $r < 0$  (recall [Section 10.4](#)), the inverse transformation (from polar to rectangular) technically isn't even a function! However, we're willing to overlook these defects due to the ubiquity and usefulness of the polar coordinate system.

## 15.8.2 General transformations

Given a region  $R$  in the plane and an integral  $\iint_R f(x, y) dA$ , we will look for a domain  $D \subseteq \mathbb{R}^2$  and a function  $T : D \rightarrow \mathbb{R}^2$  of the form

$$(x, y) = T(u, v) = (h(u, v), k(u, v))$$

that maps  $D$  onto  $R$ , which can be used to simplify our integral.

**Definition 15.8.12** below specifies the properties we require for a function  $T : D \subseteq \mathbb{R}^n \rightarrow \mathbb{R}^n$  to be used to define a change of variables. To explain some of those properties, we will need the following definitions.

### Definition 15.8.4 The image of a point or set.

Let  $D \subseteq \mathbb{R}^n$  be any subset, and let  $F : D \rightarrow \mathbb{R}^m$  be a function. For any point  $\mathbf{x} \in D$ , the **image** of  $\mathbf{x}$  under  $F$  is the point  $\mathbf{y} = F(\mathbf{x})$  in the range of  $F$ .

For any subset  $C \subseteq D$ , the **image** of  $C$  under  $F$  is denoted  $F(C)$  and defined by

$$F(C) = \{F(\mathbf{x}) \mid \mathbf{x} \in C\}.$$

In other words,  $\mathbf{y} \in F(C)$  if and only if  $\mathbf{y}$  is the image of  $\mathbf{x}$  for some  $\mathbf{x} \in C$ .

In particular, we denote the range (or **image**) of  $F$  by  $F(D)$ .

### Definition 15.8.5 One-to-one and onto functions.

Let  $A \subseteq \mathbb{R}^n$ , let  $B \subseteq \mathbb{R}^m$ , and let  $T : A \rightarrow B$  be a function.

- We say that  $T$  is **one-to-one** if no two points in  $A$  have the same image. That is, for any  $\mathbf{x}_1, \mathbf{x}_2 \in A$ , if  $\mathbf{x}_1 \neq \mathbf{x}_2$ , then  $T(\mathbf{x}_1) \neq T(\mathbf{x}_2)$ .
- We say that  $T$  is **onto** if the range of  $T$  is  $B$ ; that is, if  $T(A) = B$ .

A function used for a change of variables is called a *transformation*. Such functions need to be one-to-one, except possibly on the boundary of their domain, and they need to be continuously differentiable. (See **Definition 15.8.12** below.) One of the important properties of a transformation, which we will justify later in this section (see **Theorem 15.8.27**), is that the boundary of a closed, bounded domain is mapped to the boundary of the range. This observation is key to visualizing the effect of a transformation.

### Example 15.8.6

Let  $D \subseteq \mathbb{R}^2$  be the rectangle defined by  $1 \leq u \leq 2$  and  $0 \leq v \leq 1$ . Determine the range of the function  $T : D \rightarrow \mathbb{R}^2$  defined by

$$(x, y) = T(u, v) = (uv, u^2 + 2v^2).$$

**Solution.** The function  $T$  is continuously differentiable, since  $x = uv$  and  $y = u^2 + 2v^2$  both have continuous first-order partial derivatives with respect to  $u$  and  $v$ . Showing that  $T$  is one-to-one is a mess of algebra that we omit here. From these properties, we can conclude that the boundary of  $D$  will be transformed to the boundary of  $T(D)$ .

Now, let's see what happens to the boundary of  $D$ . The boundary consists of four line segments:

1. The segment  $u = 1, 0 \leq v \leq 1$ .

The notation  $f : A \rightarrow B$  is commonly used in mathematics when we want to indicate that a function  $f$  has a particular domain  $A$  and codomain  $B$ . We usually do not see this notation in calculus, since the domain is always a subset of  $\mathbb{R}^n$  for some  $n$ , and understood to be the largest set of values for which the function is defined.

Note however that the choice of domain is part of the definition of a function, and it can significantly affect important properties of that function, such as being one-to-one: recall the definition of the inverse trigonometric functions in **Section 2.7**.

To avoid clutter throughout this section, we will use boldface variables as shorthand for points in  $\mathbb{R}^n$ . For example, we will write  $\mathbf{x}$  instead of  $(x_1, x_2, \dots, x_n)$ .

While it is important to know that our function is one-to-one, we will usually not ask you to check this fact. However, you should make sure you're aware of what can go wrong if this property is not satisfied: see the discussion following **Definition 15.8.12**.

2. The segment  $u = 2, 0 \leq v \leq 1$ .

3. The segment  $1 \leq u \leq 2, v = 0$ .

4. The segment  $1 \leq u \leq 2, v = 1$ .

On the first segment,  $x = v$  and  $y = 1 + v^2$ , with  $0 \leq v \leq 1$ . Eliminating the parameter  $v$  gives us portion of the parabola  $y = 1 + x^2$  from  $(0, 1)$  to  $(1, 2)$ .

For the second segment we have  $x = 2v$  and  $y = 4 + v^2$ . This is the part of the parabola  $y = 4 + \frac{1}{4}x^2$  from  $(0, 4)$  to  $(2, 5)$ .

The third segment has  $x = 0$  and  $y = u^2$ , for  $1 \leq u \leq 2$ . This is the portion of the  $y$  axis from  $(0, 1)$  to  $(0, 4)$ .

Finally, the fourth segment is given by  $x = u, y = u^2 + 1$ , for  $1 \leq u \leq 2$ . This is again the parabola  $y = 1 + x^2$ , but this time  $1 \leq x \leq 2$ .

The resulting region is plotted in Figure 15.8.7. Interestingly, two of the four sides of the rectangle bounding  $D$  were mapped to (different portions of) the same curve.

This example is interesting, in that two of the four sides of our rectangular domain were mapped to the same curve. Note also that (without explicitly solving for the inverse function, giving  $u$  and  $v$  as functions of  $x$  and  $y$ ) we can see that lines of constant  $x$  in the  $u, v$  plane are circles, and lines of constant  $y$  are hyperbolas.

One other observation is worthy of note: we mentioned above that we will be primarily concerned with finding transformations that can be used to simplify a double integral. Suppose we were given a double integral over  $R = T(D)$ , as pictured in Figure 15.8.7. We probably wouldn't even consider a change of variables in this case, unless one was needed for the function being integrated: the region can be described by the inequalities

$$1 + x^2 \leq y \leq 4 + \frac{1}{4}x^2, \text{ where } 0 \leq x \leq 2.$$

We already learned how to deal with such regions at the beginning of this Chapter, and in any case, it's unlikely that anyone looking at this region would come up with the transformation we just considered.

### 15.8.3 The Jacobian of a transformation

We're ready to move on, and describe the effect of a change of variables on an integral. We begin with an observation from single variable calculus. Consider the definition of a definite integral as a limit of Riemann sums. When we make a change of variables  $x = T(u)$  in a single integral, a partition of  $[a, b]$  given by  $a = u_0 < u_1 < \dots < u_n = b$  is transformed into a partition  $x_0 = T(u_0), x_1 = T(u_1), \dots, x_n = T(u_n)$ . (As long as  $T'(u) > 0$ , we have  $x_0 < x_1 < \dots < x_n$ .)

The transformation affects the size of the subintervals in the partition: from Section 4.4, we know that  $\Delta x_i \approx T'(u_i) \Delta u_i$ . Thus, the derivative tells us how the size of each subinterval changes under the transformation.

This gives us a way of thinking about the geometric effect of a substitution.

In the integral  $\int_{T(a)}^{T(b)} f(x) dx$ , the subintervals in a partition (thought of as the width of the rectangles in a Riemann sum) are stretched/shrunk horizontally by a factor given by the derivative  $T'(u)$  of the transformation function  $g(u)$ . In

the integral  $\int_a^b f(T(u))T'(u) du$ , the derivative  $T'(u)$  is part of the integrand,

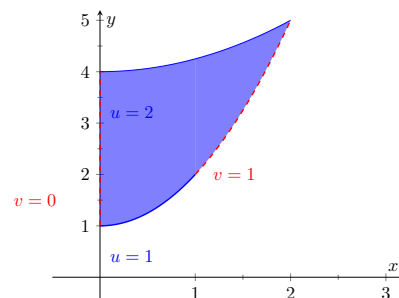


Figure 15.8.7 Plotting the image of the function  $T$  in Example 15.8.6

and therefore our horizontal stretch/shrink becomes a vertical stretch/shrink. Of course, the area of a rectangle changes by the same amount regardless of whether the stretch/shrink is horizontal or vertical.

Similarly, when we do a change of variables in two or three variables, we need a measure of how the size of each subregion in a partition changes under change of variables. This measure is given by an object known as the *Jacobian*.

**Definition 15.8.8 The Jacobian of a transformation.**

Let  $D \subseteq \mathbb{R}^2$  be a subset of the plane, described with coordinates  $(u, v)$ . Let  $T : D \subseteq \mathbb{R}^2 \rightarrow \mathbb{R}^2$  be given by

$$T(u, v) = (f(u, v), g(u, v)),$$

where  $f$  and  $g$  are continuously differentiable on  $D$ . The **Jacobian** is the function  $J_T : D \rightarrow \mathbb{R}$  defined by

$$J_T(u, v) = \det \begin{bmatrix} f_u(u, v) & f_v(u, v) \\ g_u(u, v) & g_v(u, v) \end{bmatrix}.$$

If we define  $x = f(u, v)$  and  $y = g(u, v)$ , we can write the Jacobian as

$$J_T(u, v) = \det \begin{bmatrix} x_u & x_v \\ y_u & y_v \end{bmatrix} = \det \begin{bmatrix} \frac{\partial x}{\partial u} & \frac{\partial x}{\partial v} \\ \frac{\partial y}{\partial u} & \frac{\partial y}{\partial v} \end{bmatrix}.$$

In the case of a transformation  $T : D \subseteq \mathbb{R}^3 \rightarrow \mathbb{R}^3$ , with  $(x, y, z) = T(u, v, w)$ , the definition of the Jacobian is similar, except that we need to compute the determinant of a  $3 \times 3$  matrix.

If you read [Section 14.6](#) on the definition of the derivative as a matrix of partial derivatives, you probably recognize the matrix whose determinant gives us the Jacobian: it's the derivative matrix! One therefore could write

$$J_T(u, v) = \det DT(u, v)$$

for the Jacobian, and this formula is valid in any dimension.

In fact, we can even use this definition for single integrals: a  $1 \times 1$  matrix is just a number, and the determinant does nothing to that number, and of course, the derivative of a function of one variable is the same as always.

**Example 15.8.9**

Compute the Jacobian of the transformation  $(x, y) = T(u, v)$  given by

$$x = 7u - 3v \quad y = -4u + 2v.$$

**Solution.** We apply [Definition 15.8.8](#) directly:

$$\begin{aligned} J_T(u, v) &= \det \begin{bmatrix} x_u(u, v) & x_v(u, v) \\ y_u(u, v) & y_v(u, v) \end{bmatrix} \\ &= \det \begin{bmatrix} 7 & -3 \\ -4 & 2 \end{bmatrix} \\ &= 7(2) - (-3)(-4) = 2. \end{aligned}$$

In this case, the Jacobian is a constant function. This is the case whenever  $x$  and  $y$  are linear functions of  $u$  and  $v$ , but not true in general. We'll look at the

In the discussion given here, we will stick to two variables for simplicity of presentation. However, everything we do for double integrals works equally well for triple integrals in three variables.

Another common notation for the Jacobian is

$$J_T(u, v) = \frac{\partial(x, y)}{\partial(u, v)}.$$

This notation is intended to be reminiscent of the Leibniz form of the chain rule when  $T$  is used to define a change of variables: we have the mnemonic devices

$$\begin{aligned} dx &= \frac{dx}{du} du \\ dx dy &= \frac{\partial(x, y)}{\partial(u, v)} du dv \\ dx dy dz &= \frac{\partial(x, y, z)}{\partial(u, v, w)} du dv dw \end{aligned}$$

for a change of variables in single, double, and triple integrals, respectively.

case of linear transformations in more detail after a few more examples.

### Example 15.8.10

Compute the Jacobian of the transformation given by

$$T(u, v) = (\sqrt[3]{x^2y}, \sqrt[3]{xy^2}).$$

**Solution.** Again, this is a direct application of the definition, but we should be clever about how we compute our partial derivatives. Our transformation defines  $x = \sqrt[3]{x^2y}$  and  $y = \sqrt[3]{xy^2}$ . If we blindly push forward with the partial derivatives as written, we get a mess. For example, if we get a little too excited, we might do something like:

$$x_u(u, v) = \frac{\partial}{\partial u}(\sqrt[3]{x^2y}) = \frac{1}{3}(x^2y)^{-2/3}(2xy),$$

with similar results for the other four partial derivatives.

Instead, let's first simplify using laws of exponents:

$$\begin{aligned} x(u, v) &= \sqrt[3]{x^2y} = (x^2y)^{1/3} = x^{2/3}y^{1/3} \quad \text{and} \\ y(u, v) &= \sqrt[3]{xy^2} = (xy^2)^{1/3} = x^{1/3}y^{2/3}. \end{aligned}$$

Now we only need the power rule to compute our partial derivatives, and we find

$$\begin{aligned} J_T(u, v) &= \det \begin{bmatrix} x_u(u, v) & x_v(u, v) \\ y_u(u, v) & y_v(u, v) \end{bmatrix} \\ &= \det \begin{bmatrix} \frac{2}{3}x^{-1/3}y^{1/3} & \frac{1}{3}x^{2/3}y^{-2/3} \\ \frac{1}{3}x^{-2/3}y^{2/3} & \frac{2}{3}x^{1/3}y^{-1/3} \end{bmatrix} \\ &= \left(\frac{2}{3}x^{-1/3}y^{1/3}\right)\left(\frac{2}{3}x^{1/3}y^{-1/3}\right) - \left(\frac{1}{3}x^{2/3}y^{-2/3}\right)\left(\frac{1}{3}x^{-2/3}y^{2/3}\right) \\ &= \frac{4}{9} - \frac{1}{9} = \frac{1}{3}. \end{aligned}$$

Interestingly enough, the Jacobian turns out to be constant again, even though the transformation was far from being linear. Let's try one more.

### Example 15.8.11

Compute the Jacobian of the transformation

$$x = 4u^2 - v^2 \quad y = 2u^2 + 3v^2.$$

**Solution.** Computing the Jacobian in this case is straightforward:

$$J_T(u, v) = \det \begin{bmatrix} x_u(u, v) & x_v(u, v) \\ y_u(u, v) & y_v(u, v) \end{bmatrix} = \det \begin{bmatrix} 8u & -2v \\ 4u & 6v \end{bmatrix} = 48uv - 8uv = 40uv.$$

As hinted at earlier, the Jacobian is important because it appears in the change of variables formula to come. Its role is analogous to that of the derivative  $g'(u)$  in [Equation \(15.8.1\)](#). We also need the Jacobian to precisely define the type of function that can be used for a change of variables.

**Definition 15.8.12 Properties of a transformation.**

Let  $D$  and  $E$  subsets of  $\mathbb{R}^2$ , with  $D \subseteq \mathbb{R}^2$  described in terms of coordinates  $u, v$ , and  $E \subseteq \mathbb{R}^2$  described in terms of coordinates  $x, y$ . Let  $D^\circ$  denote the interior of  $D$ ; that is, the set of all non-boundary points of  $D$ . We say that a function  $T : D \rightarrow E$  is a **transformation** if:

1.  $T$  is continuously differentiable on  $D^\circ$ .
2.  $T$  is one-to-one on  $D^\circ$ , and the range of  $T$  is  $E$ .
3. The Jacobian of  $T$  does not vanish:  $J_T(u, v) \neq 0$  for all  $(u, v) \in D^\circ$ .

When  $D$  is a closed, bounded subset, note that we do not require Definition 15.8.12 to hold on the boundary. Each of the three conditions above must hold on the interior of  $D$ , but are allowed to fail on all or part of the boundary. In particular, this is the case for cylindrical, and spherical coordinates:

- The polar coordinate transformation  $x = r \cos \theta, y = r \sin \theta$  is only one-to-one if  $r > 0$  and  $\theta$  belongs to an interval whose length is less than  $2\pi$ . Note that  $J_T(r, \theta)$  vanishes at  $r = 0$ .  
Of course, we often use a domain such as  $r \in [0, R], \theta \in [0, 2\pi]$  to describe a disk centred at the origin. The conditions of Definition 15.8.12 fail at  $r = 0$ , and because points with  $\theta = 0$  get mapped to the same place as points with  $\theta = 2\pi$ . But these coordinates describe 3 of the 4 sides of the boundary rectangle for our domain, and the conditions are not required to hold on the boundary.
- The cylindrical coordinate transformation has exactly the same issues as polar coordinates.
- For spherical coordinates, we take  $\rho \geq 0$  and again accept the fact that our transformation is not one-to-one (and the Jacobian is zero) when  $\rho = 0$ . Similarly, we generally allow  $\theta \in [0, 2\pi]$  and  $\varphi \in [-\pi/2, \pi/2]$  even though endpoints of these intervals might get sent to the same point.

Before we move on to the change of variables formula, we consider one more example that will help clarify the geometry involved in a change of variables, and that may be familiar to you from a first course in linear algebra.

We saw in Example 15.8.9 that when  $x$  and  $y$  are linear functions of  $u$  and  $v$ , the Jacobian of the transformation is a constant. What does that constant tell us about the transformation? Here is an example taken from the book Matrix Algebra, by Greg Hartman (who is also the main author of this text).

**Example 15.8.13**

Consider the function  $T : \mathbb{R}^2 \rightarrow \mathbb{R}^2$  given by

$$T(u, v) = (u + 4v, 2u + 3v).$$

Note that  $T$  is linear in both variables. In fact, if we set  $(x, y) = T(u, v)$  and represent points by vectors, replacing  $(x, y)$  by  $\vec{x} = \begin{bmatrix} x \\ y \end{bmatrix}$  and  $(u, v)$  by  $\vec{u} = \begin{bmatrix} u \\ v \end{bmatrix}$ , then we can write this function as the matrix transformation

For all three coordinate systems we've studied, the transformation conditions can fail on the boundary of our domain, which we're willing to accept, and we account for this by only requiring these conditions to hold on the interior of the domain. What would *not* be acceptable is a situation where the transformation conditions fail on a region interior to the domain.

For example, the function  $T(r, \theta) = (r \cos \theta, r \sin \theta)$  would not produce an acceptable transformation for domains such as  $r \in [-1, 1], \theta \in [0, 2\pi]$  or  $r \in [0, 2], \theta \in [0, 3\pi]$ . The first traces out the unit disk twice: once for  $r < 0$ , and once for  $r > 0$ . The range of the second transformation is the disk  $x^2 + y^2 \leq 4$ , but the upper half of this disk is produced twice: once for  $\theta \in [0, \pi]$ , and again for  $\theta \in [2\pi, 3\pi]$ .

If we were using these transformations to compute a double integral over a circular region, we'd get the wrong answer!



$\vec{x} = A\vec{u}$ , where  $A$  is the  $2 \times 2$  matrix  $\begin{bmatrix} 1 & 4 \\ 2 & 3 \end{bmatrix}$ . That is:

$$\begin{bmatrix} x \\ y \end{bmatrix} = \begin{bmatrix} 1 & 4 \\ 2 & 3 \end{bmatrix} \begin{bmatrix} u \\ v \end{bmatrix}.$$

To visualize the effect of  $T$ , plot the vectors representing the four corners of the unit square, before and after they have been multiplied by  $A$ , where

$$A = \begin{bmatrix} 1 & 4 \\ 2 & 3 \end{bmatrix}.$$

**Solution.** The four corners of the unit square can be represented by the vectors

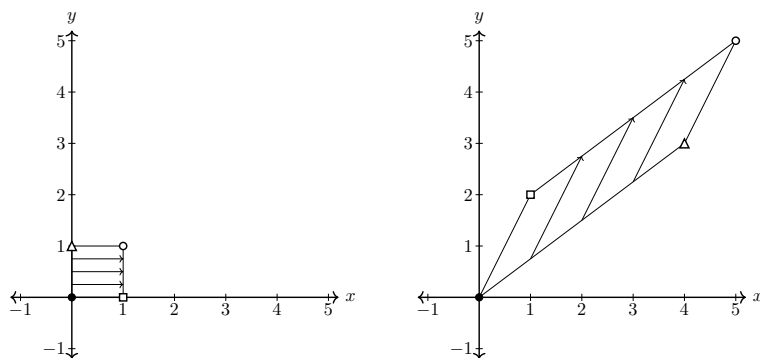
$$\begin{bmatrix} 0 \\ 0 \end{bmatrix}, \quad \begin{bmatrix} 1 \\ 0 \end{bmatrix}, \quad \begin{bmatrix} 1 \\ 1 \end{bmatrix}, \quad \begin{bmatrix} 0 \\ 1 \end{bmatrix}.$$

Multiplying each by  $A$  gives the vectors

$$\begin{bmatrix} 0 \\ 0 \end{bmatrix}, \quad \begin{bmatrix} 1 \\ 2 \end{bmatrix}, \quad \begin{bmatrix} 5 \\ 5 \end{bmatrix}, \quad \begin{bmatrix} 4 \\ 3 \end{bmatrix},$$

respectively.

The unit square and its transformation are graphed in [Figure 15.8.14](#), where the shaped vertices correspond to each other across the two graphs. Note how the square got turned into some sort of quadrilateral (it's actually a parallelogram). A really interesting thing is how the triangular and square vertices seem to have changed places — it is as though the square, in addition to being stretched out of shape, was flipped.



**Figure 15.8.14** Transforming the unit square by matrix multiplication in [Example 15.8.13](#)

How does all this relate to Jacobians and change of variables? First note that the derivative of any linear function is (perhaps not so surprisingly) the matrix that defines it: for  $T(u, v) = (u + 4v, 2u + 3v)$ , we have

$$DT(u, v) = \begin{bmatrix} 1 & 4 \\ 2 & 3 \end{bmatrix} = A.$$

The Jacobian of  $T$  is then the determinant of this matrix:

$$J_T(u, v) = \det A = 1(3) - 4(2) = -5.$$

Let us make a note of a few key points about [Example 15.8.13](#). First, note

that in this case, the derivative matrix, (and as a result, the Jacobian) is constant. (This of course is generally true of the derivative for linear functions.)

What happens when we apply the map  $T$  to the unit square? The value  $J_T(u, v) = -5$  tells us two things:

- First, the area of the unit square is increased by a factor of 5.
- Second, the transformation  $T$  reverses the **orientation** of the unit square. This is indicated by the negative value of the determinant. The reversal of orientation is responsible for the “flipping” of the square noticed in the solution above.

The result of performing the transformation  $T$  on the unit square is therefore the following: first, the square is flipped over. Then, the square is stretched out into a parallelogram whose area is 5 times that of the original square.

Let us make a couple more remarks about the [Example 15.8.13](#). First, note the need for an absolute value around the determinant, to ensure the area computed is positive. This absolute value will be needed in our change of variables formula as well.

Second, since our transformation was linear, with constant derivative, the effect on area is the same for any portion of the plane: applying the transformation  $T$  to a closed bounded region  $D \subseteq \mathbb{R}^2$  of area  $A$  will produce a region of area  $5A$ . For non-linear transformations, the value of the Jacobian (and hence, the effect on area) will vary from point to point.

Before we move on, let's do two more examples, with transformations we've already encountered. In these examples, we'll find that the value of the Jacobian is not a constant.

### Example 15.8.15

Compute the Jacobian for

1. The polar coordinate transformation

$$x = r \cos \theta \quad y = r \sin \theta$$

2. The spherical coordinate transformation

$$x = r \cos \theta \cos \varphi \quad y = r \sin \theta \cos \varphi \quad z = r \sin \varphi.$$

### Solution.

1. Here we've defined  $x$  and  $y$  in terms of the coordinates  $r$  and  $\theta$  instead of  $u$  and  $v$ , but the process is the same:

$$\begin{aligned} J_T(r, \theta) &= \det \begin{bmatrix} x_r(r, \theta) & x_\theta(r, \theta) \\ y_r(r, \theta) & y_\theta(r, \theta) \end{bmatrix} = \det \begin{bmatrix} \cos \theta & -r \sin \theta \\ \sin \theta & r \cos \theta \end{bmatrix} \\ &= r \cos^2 \theta + r \sin^2 \theta = r. \end{aligned}$$

Interesting. Note that the value of the Jacobian is  $r$ , which is precisely the correction factor needed in the area element for a double integral when we change from rectangular to polar coordinates. Let's try the spherical coordinate transformation to see if this was merely a coincidence.

Recall, from linear algebra, that if two vectors  $\vec{a}, \vec{b}$  span a parallelogram in the plane, then the determinant of the  $2 \times 2$  matrix containing  $\vec{a}$  and  $\vec{b}$  gives the area

Recall the following property for definite integrals in one variable:

$\int_a^b f(x) dx = - \int_b^a f(x) dx$ . The definite integral is sensitive to the *orientation* of the interval over which the integration is performed. (Left to right or right to left.) Double and triple integrals do not have this sensitivity. We'll see in [Section 16.5](#) how information about orientation is reintroduced in the context of vector calculus.

2. Although we haven't defined the Jacobian for a change of coordinates in three variables, the process is exactly the same. We form the derivative of the transformation, given by the matrix of partial derivatives, and compute its determinant. We find:

$$\begin{aligned}
 J_T(r, \theta, \varphi) &= \det \begin{bmatrix} x_\rho(\rho, \theta, \varphi) & x_\theta(\rho, \theta, \varphi) & x_\varphi(\rho, \theta, \varphi) \\ y_\rho(\rho, \theta, \varphi) & y_\theta(\rho, \theta, \varphi) & y_\varphi(\rho, \theta, \varphi) \\ z_\rho(\rho, \theta, \varphi) & z_\theta(\rho, \theta, \varphi) & z_\varphi(\rho, \theta, \varphi) \end{bmatrix} \\
 &= \det \begin{bmatrix} \cos \theta \cos \varphi & -\rho \sin \theta \cos \varphi & -\rho \cos \theta \sin \varphi \\ \sin \theta \cos \varphi & \rho \cos \theta \cos \varphi & -\rho \sin \theta \sin \varphi \\ \sin \varphi & 0 & \rho \cos \varphi \end{bmatrix} \\
 &= \rho \sin \theta \cos \varphi \begin{vmatrix} \sin \theta \cos \varphi & -\rho \sin \theta \sin \varphi \\ \sin \varphi & \rho \cos \varphi \end{vmatrix} \\
 &\quad + \rho \cos \theta \cos \varphi \begin{vmatrix} \cos \theta \cos \varphi & -\rho \cos \theta \sin \varphi \\ \sin \varphi & \rho \cos \varphi \end{vmatrix} \\
 &= \rho \sin \theta \cos \varphi (\rho \sin \theta (\cos^2 \varphi + \sin^2 \varphi)) \\
 &\quad + \rho \cos \theta \cos \varphi (\rho \cos \theta (\cos^2 \varphi + \sin^2 \varphi)) \\
 &= \rho^2 \sin^2 \theta \cos \varphi + \rho^2 \cos^2 \theta \cos \varphi \\
 &= \rho^2 \cos \theta.
 \end{aligned}$$

We computed the above  $3 \times 3$  determinant using a cofactor expansion along the second column. This is once again exactly the correction factor for the volume element in spherical coordinates, as given in [Theorem 15.7.20](#) in [Section 15.7](#).



[youtu.be/watch?v=r1FX1DkDRb0](https://youtu.be/watch?v=r1FX1DkDRb0)

**Figure 15.8.16** Computing the spherical coordinate Jacobian

### 15.8.4 The Change of Variables Formula

It seems that we're onto something. It is time that we stated the general change of variables formula for multiple integrals. Notice how, as with the derivative  $g'(u)$  in [Equation \(15.8.1\)](#), the Jacobian gives us a measure of how subregions in the domain are stretched or shrunk. It shouldn't be too surprising, then, that the Jacobian plays the same role in multiple integrals that the derivative does in a single integral.

#### Theorem 15.8.17 Change of variables formula for double integrals.

Let  $D$  be a closed, bounded region in the plane, and let  $T : D \subseteq \mathbb{R}^2 \rightarrow \mathbb{R}^2$  be a transformation. If  $f$  is a continuous, real-valued function on  $D$ , then

$$\iint_D f(T(u, v)) |J_T(u, v)| \, du \, dv = \iint_{T(D)} f(x, y) \, dx \, dy.$$

The formula for triple integrals is analogous: given  $(x, y, z) = T(u, v, w)$  for  $(u, v, w)$  in some closed, bounded domain  $D$ , then

$$\iiint_D f(T(u, v, w)) |J_T(u, v, w)| \, du \, dv \, dw = \iiint_{T(D)} f(x, y, z) \, dx \, dy \, dz.$$

Let us try a simple example.

**Example 15.8.18**

Let  $R$  be the region in the  $x, y$  plane whose boundary is the parallelogram with vertices  $(0, 0)$ ,  $(3, 1)$ ,  $(1, 4)$ , and  $(4, 5)$ .

1. Determine a rectangular region  $D$  and a transformation  $T : D \rightarrow \mathbb{R}^2$  such that  $R = T(D)$ .
2. Use the transformation  $T$  and [Theorem 15.8.17](#) to determine the area of  $R$ .

**Solution.**

1. For inspiration, we look to [Example 15.8.13](#). Notice how the transformation defined by the matrix  $A = \begin{bmatrix} 1 & 4 \\ 2 & 3 \end{bmatrix}$  preserves the origin, and sends the points  $(1, 0)$  and  $(0, 1)$  to  $(1, 2)$  and  $(4, 3)$ , respectively. In general, the transformation

$$T(u, v) = (au + cv, bu + dv), \quad \text{with matrix} \quad \begin{bmatrix} a & c \\ b & d \end{bmatrix}$$

will send  $(1, 0)$  to  $(a, b)$ , and  $(0, 1)$  to  $(c, d)$ .

This suggests that in our case we can take  $D$  to be the unit square  $[0, 1] \times [0, 1]$ , and set

$$T(u, v) = (3u + v, u + 4v).$$

We check that  $T(0, 0) = (0, 0)$ ,  $T(1, 0) = (3, 1)$ ,  $T(0, 1) = (1, 4)$ , and  $T(1, 1) = (4, 5)$ . The four corners of the unit square are mapped to the four corners of the parallelogram. Since linear transformations map “lines to lines”, we have our transformation.

2. To use [Theorem 15.8.17](#), we need to compute the Jacobian of our transformation. We have

$$J_T(u, v) = \det \begin{bmatrix} 3 & 1 \\ 1 & 4 \end{bmatrix} = 11,$$

and since  $R = T(D)$ , the change of variables formula gives us

$$A = \iint_R 1 \, dx \, dy = \iint_D 11 \, du \, dv = 11.$$

Let's try another example. Our next example is more complicated, but this time, we're given the change of variables.

**Example 15.8.20**

Use the change of variables  $x = u + v$ ,  $y = u - v$  to evaluate the integral

$$\iint_R x e^{x^2 - y^2} \, dA,$$

where  $R$  is the region bounded by the lines:

$$y = x, \, y = -x, \, y = x - 2, \, \text{and} \, y = 2 - x.$$

If you need further convincing, notice that setting  $u = 0$ ,  $v = t$  gives the parametric curve  $T(0, t) = (t, 4t)$ , which is the same as the line  $y = 4x$ : the line from  $(0, 0)$  to  $(1, 4)$ . Similarly, setting  $u = t$ ,  $v = 0$  gives  $T(t, 0) = (3t, t)$ : the line  $y = \frac{1}{3}x$  from  $(0, 0)$  to  $(3, 1)$ . One can similarly check that  $T(1, t)$  and  $T(t, 1)$  give lines forming the other two sides of the parallelogram.



[youtu.be/watch?v=Yf-Og8afcb4](https://youtu.be/watch?v=Yf-Og8afcb4)

**Figure 15.8.19** Using a transformation to compute an integral over a parallelogram

**Solution.** The region of integration is shown in Figure 15.8.21.

We need to determine a domain for the transformation  $T(u, v) = (u + v, u - v)$  such that the range of  $T$  is  $R$ . Let's put  $x = u + v$  and  $y = u - v$  into the equations of our boundary lines, to see what the corresponding lines in the  $u, v$  plane are.

$$y = x \quad \Rightarrow \quad u - v = u + v \quad \Rightarrow \quad v = 0$$

$$y = -x \quad \Rightarrow \quad u - v = -(u + v) \quad \Rightarrow \quad u = 0$$

$$y = x - 2 \quad \Rightarrow \quad u - v = u + v - 2 \quad \Rightarrow \quad 2v = 2 \quad \Rightarrow \quad v = 1.$$

These lines are simply the boundary of the unit square in the  $u, v$  plane. Thus, if we take the domain  $D = [0, 1] \times [0, 1]$  for  $T$ , we will have  $R = T(D)$ , as required.

Now, we apply Theorem 15.8.17. Recall the formula:

$$\iint_D f(T(u, v)) |J_T(u, v)| \, du \, dv = \iint_{T(D)} f(x, y) \, dx \, dy.$$

We have  $f(x, y) = xe^{x^2-y^2}$ . It follows that

$$f(T(u, v)) = (u+v)e^{(u+v)^2-(u-v)^2} = (u+v)e^{u^2+2uv+v^2-(u^2-2uv+v^2)} = (u+v)e^{4uv}.$$

We also need to compute the Jacobian. Since the transformation is linear, we know this will be a constant. We find:

$$J_T(u, v) = \det \begin{bmatrix} x_u & x_v \\ y_u & y_v \end{bmatrix} = \det \begin{bmatrix} 1 & 1 \\ 1 & -1 \end{bmatrix} = -2.$$

Putting all this into our change of variables formula, we have

$$\iint_R xe^{x^2-y^2} \, dx \, dy = \iint_D (u+v)e^{4uv} |-2| \, du \, dv.$$

This integral can be evaluated by splitting it in two, and choosing the most convenient order of integration for each part:

$$\iint_D 2(u+v)e^{4uv} \, du \, dv = 2 \int_0^1 \int_0^1 ue^{4uv} \, dv \, du + 2 \int_0^1 \int_0^1 ve^{4uv} \, du \, dv.$$

Now, we find that

$$\begin{aligned} \int_0^1 \int_0^1 ue^{4uv} \, dv \, du &= \int_0^1 \left( \frac{1}{4} e^{4uv} \Big|_0^1 \right) du \\ &= \frac{1}{4} \int_0^1 (e^{4u} - 1) du \\ &= \frac{1}{16} (e^4 - 1) - \frac{1}{4} (1) = \frac{1}{16} e^4 - \frac{5}{16}, \end{aligned}$$

and the second integral differs only in the labelling of the variables, and gives the same result. Thus, we have

$$\iint_R xe^{x^2-y^2} \, dx \, dy = \frac{1}{4} e^4 - \frac{5}{4}.$$

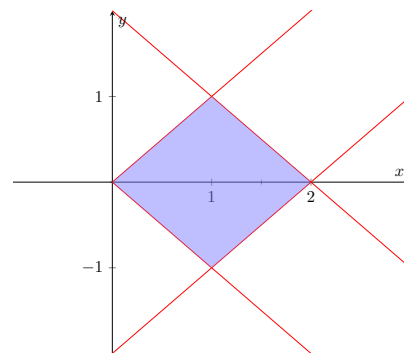


Figure 15.8.21 The region of integration  $R$  in Example 15.8.20

In this case, understanding the geometry of the Jacobian gives us the answer without any computation. Since a square of area 1 is transformed to a square of area 2, we know  $|J_T(u, v)| = 2$ .

Let's try one more example where we're given some guidance before tackling

a general change of variables problem.

### Example 15.8.22

Let  $R$  be the region in the first quadrant bounded by the lines  $y = x$  and  $y = 4x$ , and the hyperbolas  $y = 1/x$  and  $y = 4/x$ . Evaluate the integral

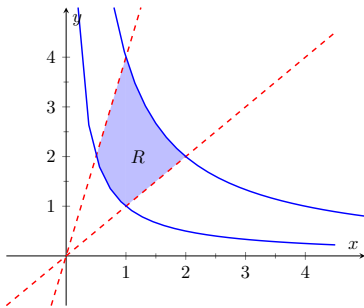
$$\iint_R xy^2 dA$$

using the change of variables  $x = u/v$ ,  $y = v$ .

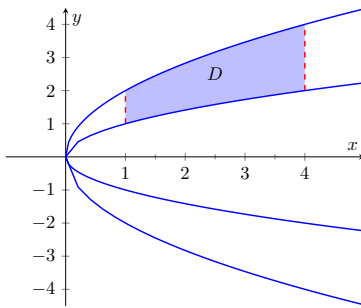
**Solution.** First, we note that setting  $y = kx$ , where  $k$  is a constant, gives us

$$v = k \frac{u}{v} \Rightarrow u = \frac{1}{k} v^2,$$

while setting  $y = k/x$  gives  $xy = k$ , or  $u = k$ . The region  $R$  is therefore the image under the transformation  $T(u, v) = (u/v, v)$  of the region  $D$  bounded by the curves  $u = v^2$  and  $u = \frac{1}{4}v^2$ , and the lines  $u = 1$ ,  $u = 4$ ; see Figure 15.8.24.



**Figure 15.8.23** The region of integration  $R$  in Example 15.8.22



**Figure 15.8.24** The domain  $D$  mapped onto  $R$  by  $T$

This is perhaps not the best possible change of variables: the domain  $D$  is not a rectangle. (See Example 15.8.31 below for a change of variables that is more effective for this type of region.) However, it is a region of the type we considered in Section 15.2, so we're better off than we were with the original region. We have  $1 \leq u \leq 4$ , and the equations  $u = v^2$ ,  $u = \frac{1}{4}v^2$  can be re-written (noting that  $v > 0$ ) as  $v = \sqrt{u}$  and  $v = 2\sqrt{u}$ . With  $f(x, y) = xy^2$  we have  $f(T(u, v)) = \frac{u}{v} \cdot v^2 = uv$ , and the Jacobian is given by

$$J_T(u, v) = \det \begin{bmatrix} 1/v & -u/v^2 \\ 0 & 1 \end{bmatrix} = \frac{1}{v}.$$

Thus, we have

$$\begin{aligned} \iint_R xy^2 dA &= \iint_D uv \left| \frac{1}{v} \right| du dv \\ &= \int_1^4 \int_{\sqrt{u}}^{2\sqrt{u}} u dv du \\ &= \int_1^4 u^{3/2} du. \end{aligned}$$

Our next goal is to tackle the following general problem: given a multiple integral over a region  $E$ , determine a transformation  $T$  with domain  $D$  such

Some caution is needed when determining the domain  $D$ . Note that the given curves bound two regions: one above the  $u$  axis, and one below. But we note that  $y = v$ , and since  $y > 0$  for the region  $R$ , we must have  $v > 0$  in  $D$ .

that  $T(D) = E$ , and use it to evaluate the integral. Before attempting a couple of examples, we take a brief detour to consider some technical details that will assist us in understanding the problem.

Recall from [Definition 15.8.12](#) that we require transformations to be one-to-one and onto (see [Definition 15.8.5](#)), except possibly on the boundary of their domain.

One of the reasons that we require these properties is that they guarantee that  $T$  has an **inverse**. If a transformation  $T : D \rightarrow E$  is one-to-one and onto, then we can define the inverse mapping  $T^{-1} : E \rightarrow D$  according to

$$T^{-1}(\mathbf{x}) = \mathbf{u} \quad \text{if and only if} \quad \mathbf{x} = T(\mathbf{u}).$$

Notice that the onto condition guarantees that the domain of  $T^{-1}$  is all of  $E$ . When considering a change of variables for a multiple integral over a region  $E$ , we would ideally like to have a one-to-one and onto mapping from  $D$  to  $E$  to ensure that when we convert to an integral over  $D$ , each point in  $E$  only gets “counted once”.

For example, consider the mapping  $T(u, v) = (u^2, v)$  defined on  $[-1, 1] \times [0, 1]$ . (That is,  $x = u^2$  with  $-1 \leq u \leq 1$  and  $y = v$ , with  $0 \leq v \leq 1$ .) The image of  $T$  is the square  $[0, 1] \times [0, 1]$ , but each point  $(x, y)$  corresponds to two points  $(\pm\sqrt{x}, \sqrt{y})$  in  $D$ , so integrating over  $D$  would be the same as integrating over  $E$  twice!

Next we want to consider differentiability. Recall that a vector-valued function

$$\mathbf{r}(t) = \langle x(t), y(t) \rangle$$

is continuous if and only if each of the component functions  $x(t), y(t)$  is continuous, and similarly,  $\mathbf{r}(t)$  is differentiable if and only if each of the component functions is differentiable, and

$$\mathbf{r}'(t) = \langle x'(t), y'(t) \rangle.$$

Similarly, a function  $T : D \subset \mathbb{R}^n \rightarrow \mathbb{R}^n$  is continuous if and only if each of its components is continuous (as a function of several variables), and (for  $n = 2$ ) the partial derivatives of  $T$  can be viewed as the vector-valued functions

$$\begin{aligned} \mathbf{r}_u(u, v) &= \frac{\partial T}{\partial u}(u, v) = \left\langle \frac{\partial x}{\partial u}(u, v), \frac{\partial y}{\partial u}(u, v) \right\rangle \\ \mathbf{r}_v(u, v) &= \frac{\partial T}{\partial v}(u, v) = \left\langle \frac{\partial x}{\partial v}(u, v), \frac{\partial y}{\partial v}(u, v) \right\rangle, \end{aligned}$$

with similar formulas for  $n = 3$ . (For  $n = 1$  we have only the single derivative  $T'(u)$ .)

If each of the components of each of the partial derivatives is continuous (that is, if the partial derivative of each of the  $\mathbf{x}$  variables with respect to each of the  $\mathbf{u}$  variables is continuous) we say that  $T$  is  $C^1$ , or continuously differentiable.

If a function  $T : D \subset \mathbb{R}^n \rightarrow E \subset \mathbb{R}^n$  is  $C^1$ , then as with real-valued functions, being continuously differentiable implies that  $T$  is differentiable (in the sense of the definition from [Section 14.6](#)), and therefore continuous. The derivative of  $T$  is then an  $n \times n$  matrix. For example, when  $n = 2$ , if  $T(u, v) = (x(u, v), y(u, v))$ , we get

$$DT(u, v) = \begin{bmatrix} \frac{\partial x}{\partial u} & \frac{\partial x}{\partial v} \\ \frac{\partial y}{\partial u} & \frac{\partial y}{\partial v} \end{bmatrix}.$$

Recall that in [Section 14.6](#) we gave the following alternative definition of differentiability:  $f : D \subset \mathbb{R}^n \rightarrow \mathbb{R}^m$  is differentiable if the limit of

$$\frac{\|f(\mathbf{a} + \mathbf{h}) - f(\mathbf{a}) - Df(\mathbf{a})\mathbf{h}\|}{\|\mathbf{h}\|}$$

is 0 as  $\mathbf{h} \rightarrow \mathbf{0}$ , where  $Df(\mathbf{a})$  is the matrix of partial derivatives of  $f$  at  $\mathbf{a}$ , and  $Df(\mathbf{a})\mathbf{h}$  denotes matrix multiplication, with  $\mathbf{h}$  viewed as a column vector.

Notice that, while the gradients  $\nabla x(u, v), \nabla y(u, v)$  make up the rows of the derivative matrix  $DT(\mathbf{a})$ , the *columns* of  $DT(\mathbf{a})$  are the partial derivative vectors  $\mathbf{r}_u$  and  $\mathbf{r}_v$ .

Given our function  $T : D \subset \mathbb{R}^n \rightarrow E \subset \mathbb{R}^n$ , let us denote by  $DT$  the matrix of partial derivatives, as in Section 14.6. Since the dimension of the domain and range are the same,  $DT$  is a square  $(n \times n)$  matrix, so we can compute its determinant, and this, of course, is the Jacobian, as defined in Definition 15.8.8.

Let's come back to the change of variables formula. If we let  $d\mathbf{x}$  denote either  $dx, dA$ , or  $dV$ , depending on whether  $n = 1, 2$  or  $3$ , and doing the same for  $d\mathbf{u}$ , the change of variables formula for a transformation  $T : D \rightarrow E$  can be written as

$$\int_E f(\mathbf{x})d\mathbf{x} = \int_D f(T(\mathbf{u}))|J_T(\mathbf{u})|d\mathbf{u},$$

where the integral sign represents a single, double, or triple integral, depending on the value of  $n$ . (So this really is just a generalization of the method of substitution you learned in Calculus I.)

Note that the properties required for  $T$  to be a transformation tell us that every point of  $E$  corresponds to a point in  $D$ , and integrating over  $D$  is the same as integrating over  $E$ , once we account for the “stretch factor” of the transformation given by the Jacobian  $J_T(\mathbf{u})$ . A rigorous proof of the change of variables formula is very difficult, but we will give an argument at the end of this section similar to the one we considered for the polar and spherical coordinate transformations that, although not a complete proof, is at least a plausible explanation.

The general inverse function theorem, which is not stated in most calculus textbooks, (probably in part because the statement requires defining the matrix  $DT$  of partial derivatives and explaining what the inverse of a matrix is), states that if  $T : D \rightarrow E$  is one-to-one and onto, then  $T^{-1}$  exists, and moreover, if  $T$  is  $C^1$  and  $J_T(\mathbf{u}) \neq 0$  for all  $\mathbf{u} \in D$ , then  $T^{-1}$  is also a  $C^1$  function, and

$$DT^{-1}(\mathbf{x}) = (DT(\mathbf{u}))^{-1}, \quad (15.8.2)$$

where  $\mathbf{u} = T^{-1}(\mathbf{x})$ .

A useful consequence of Equation (15.8.2) is obtained by taking the determinant of both sides of the above equation (recall that  $\det(A^{-1}) = 1/\det(A)$  for any invertible matrix  $A$ ).

#### Theorem 15.8.25 The Jacobian of an inverse transformation.

Let  $T : D \rightarrow \mathbb{R}^2$  be a one-to-one  $C^1$  mapping with image  $E = T(D)$ . If  $J_T(\mathbf{u}) \neq 0$  for all  $\mathbf{u} \in D$ , then  $T^{-1} : E \rightarrow \mathbb{R}^2$  is a transformation, and the Jacobian of  $T^{-1}$  is given by

$$J_{T^{-1}}(\mathbf{x}) = \frac{1}{J_T(T^{-1}(\mathbf{x}))}.$$

This result can come in handy in cases where it's easy to come up with the inverse mapping  $\mathbf{u} = T^{-1}(\mathbf{x})$ , but hard to solve for  $\mathbf{x}$  in terms of  $\mathbf{u}$  to obtain  $T$ .

Our last technical detail is a theorem that can be very useful when trying to determine the transformation to use for a change of variables: the boundary of  $E$  must correspond to the boundary of  $D$ . This is useful because we usually would like  $D$  to be as simple as possible, ideally a rectangle (or box, if  $n = 3$ ).

Since the sides of the rectangle are given by setting  $u$  or  $v$  equal to a constant, we look at the curves that define the boundary of  $E$ . If the boundary of  $E$  can be expressed in terms of level curves for two functions  $f(x, y)$  and  $g(x, y)$ , we can define  $u = f(x, y)$  and  $v = g(x, y)$ , which allows us to define  $T^{-1}(x, y) =$

The  $-1$  on the right-hand side of Equation (15.8.2) denotes a matrix inverse. A basic result from linear algebra tells us that a matrix is invertible if and only if its determinant is non-zero, which is one reason why we require a nonzero Jacobian in Definition 15.8.12. (Compare this to the result  $(f^{-1})'(x) = \frac{1}{f'(f^{-1}(x))}$  in one variable.)



[youtu.be/watch?v=kHCljBbcoA](https://youtu.be/watch?v=kHCljBbcoA)

Figure 15.8.26 Working with the inverse of a transformation



$(f(x, y), g(x, y))$ . From there, we can try to compute  $T$  from  $T^{-1}$ , which is a matter of solving for  $x$  and  $y$  in terms of  $u$  and  $v$ .

**Theorem 15.8.27 Transformations preserve the boundary.**

Let  $D, E \subset \mathbb{R}^n$  be closed, bounded regions. If  $T : D \rightarrow E$  is a transformation, then the boundary of  $E$  is the image under  $T$  of the boundary of  $D$ ; that is, if  $T(\mathbf{u}) = \mathbf{x}$  is on the boundary of  $E$ , then  $\mathbf{u}$  is on the boundary of  $D$ .

We will prove this result in the case that  $T$  is one-to-one, with  $J_T(\mathbf{u}) \neq 0$ , on all of  $D$ , including the boundary. Note that if this property fails on some portion on the boundary, this will not affect the integral. For example, if  $n = 2$ , the boundary of  $D$  consists of a finite union of continuous curves, so any portion of the boundary is a continuous curve, and we know that we can neglect the graphs of finitely many continuous curves when carrying out an integral. We begin by first proving a simpler result.

**Theorem 15.8.28 Transformations are open mappings.**

If  $f : A \rightarrow B$  is a continuous, one-to-one, and onto mapping from  $A$  to  $B$  with continuous inverse  $f^{-1} : B \rightarrow A$ , then  $f$  maps open sets to open sets. That is, if  $U \subset A$  is an open subset of  $A$ , then the image  $f(U) = \{f(\mathbf{u}) \in B \mid \mathbf{u} \in U\}$  is an open subset of  $B$ .

*Proof.* Let  $U \subset A$  be open, and let  $\mathbf{x} \in f(U)$ . We need to show that there exists some  $\delta > 0$  such that  $N_\delta(\mathbf{x}) = \{\mathbf{y} \in A \mid \|\mathbf{x} - \mathbf{y}\| < \delta\}$  is a subset of  $f(U)$ . (By definition,  $f(U)$  is open if each element of  $f(U)$  has a  $\delta$ -neighbourhood completely contained in  $f(U)$ .) Since  $f$  is one-to-one and onto, there exists a unique  $\mathbf{v} = f^{-1}(\mathbf{x}) \in U$  such that  $f(\mathbf{v}) = \mathbf{x}$ . (We must have  $\mathbf{v} \in U$  since  $f(\mathbf{v}) \in f(U)$ .) Since  $U$  is open, there exists an  $\epsilon > 0$  such that  $N_\epsilon(\mathbf{v}) \subset U$ . Now, since  $f^{-1}$  is continuous, there exists a  $\delta > 0$  such that if  $\mathbf{y} \in N_\delta(\mathbf{x})$ , then  $f^{-1}(\mathbf{y}) \in N_\epsilon(\mathbf{v})$ . But if  $f^{-1}(\mathbf{y}) \in N_\epsilon \subset U$ , then  $f(f^{-1}(\mathbf{y})) = \mathbf{y} \in f(U)$ , by definition of  $f(U)$ . Thus,  $N_\delta(\mathbf{x}) \subset f(U)$ , which is what we needed to show. ■

Using the above lemma, we can now give a proof of our theorem.

*Proof of Theorem 15.8.27.* Let  $T : D \rightarrow E$  be the given transformation, which is one-to-one and onto, and such that  $J_T(\mathbf{u}) \neq 0$  for all  $\mathbf{u} \in D$ . Since  $T$  is one-to-one and onto, we can find an inverse function  $T^{-1} : E \rightarrow D$ . Since  $T$  is  $C^1$  and  $J_T(\mathbf{u}) \neq 0$  for all  $\mathbf{u} \in D$ , the inverse function theorem tells us that  $T^{-1}$  must be  $C^1$  on  $E$ . Since  $T$  and  $T^{-1}$  are both  $C^1$ , they are differentiable and therefore continuous.

Now, let  $\mathbf{x} \in E$  be a boundary point. We need to show that  $\mathbf{x}$  is the image of a boundary point in  $D$ . Recall that  $\mathbf{x}$  is a boundary point if and only if every neighbourhood of  $\mathbf{x}$  contains both points in  $E$  and points not in  $E$ . Let  $\mathbf{u} = T^{-1}(\mathbf{x}) \in D$  be the element of  $D$  that is mapped to  $\mathbf{x}$  by  $T$ . For the sake of contradiction, suppose that  $\mathbf{u}$  is not a boundary point of  $D$ . Then since  $\mathbf{u} \in D$  it must be an interior point of  $D$ , and therefore, there exists some  $\delta > 0$  such that  $N_\delta(\mathbf{u}) \subset D$ . (That is, there is a neighbourhood of  $\mathbf{u}$  that is completely contained in  $D$ .)

However, since  $T$  satisfies the conditions of [Theorem 15.8.28](#), we know that  $T$  must map open sets to open sets. In particular, since  $N_\delta(\mathbf{u})$  is an open subset of  $D$ ,  $T(N_\delta(\mathbf{u}))$  must be an open subset of  $E$ . But since  $\mathbf{u} \in N_\delta(\mathbf{u})$ , we must have  $\mathbf{x} = T(\mathbf{u}) \in T(N_\delta(\mathbf{u}))$ , and thus  $T(N_\delta(\mathbf{u}))$  is an open subset of  $E$  that contains  $\mathbf{x}$ , which contradicts the fact that  $\mathbf{x}$  is a boundary point. Thus, it must be the case

A result such as [Theorem 15.8.28](#) that is used as a step towards proving a more substantial result is often referred to as a *lemma*.

that  $\mathbf{u}$  is a boundary point of  $D$ . ■

Note that since  $T^{-1} : E \rightarrow D$  is also a transformation with the same properties as  $T$ , the converse to this result is valid as well: if  $\mathbf{u}$  belongs to the boundary of  $D$ , then  $T(\mathbf{u})$  belongs to the boundary of  $E$ .

We will see how Theorems 15.8.27 and 15.8.25 are put to use in the following examples.

### Example 15.8.29

Compute  $\iint_E \left( \frac{y^2}{x^4} + \frac{x^2}{y^4} \right) dA$ , where  $E$  is the region bounded by  $y = x^2$ ,  $y = 2x^2$ ,  $x = y^2$ , and  $x = 4y^2$ .

**Solution.** The region  $E$  is pictured in Figure 15.8.30 below. We need to find a region  $D \subset \mathbb{R}^2$  and a transformation  $T : D \rightarrow \mathbb{R}^2$  whose image is  $E$ . We use the fact that  $T$  must map the boundary of  $D$  to the boundary of  $E$  as a guideline. In particular, note that since  $T$  is  $C^1$ , it must map smooth curves to smooth curves by the chain rule. This tells us that the corners of  $E$  must correspond to the corners of  $D$ , and in particular, that each of the four curves that make up the boundary of  $E$  must come from four curves that make up the boundary of  $D$ . Since we would like the integral over  $D$  to be as simple as possible, we try to find a transformation such that  $D$  is a rectangle.

Since the sides of a rectangle in the  $uv$ -plane are given by either  $u = \text{constant}$  or  $v = \text{constant}$ , we try to express the boundary of  $E$  in terms of level curves  $u(x, y) = c_1, c_2$  and  $v(x, y) = d_1, d_2$ . Let's look at the curves  $y = x^2$  and  $y = 2x^2$ . These both belong to the family of curves  $y = cx^2$ , or  $\frac{y}{x^2} = c$ , so we set  $u(x, y) = \frac{y}{x^2}$ . The region between these two parabolas is then given by  $1 \leq u \leq 2$ , or  $u \in [1, 2]$ . Similarly, the other two sides of the boundary of  $E$ , given by  $x = y^2$  and  $x = 4y^2$  both belong to the family of curves  $x = dy^2$ , or  $\frac{x}{y^2} = d$ . This suggests that we take  $v(x, y) = \frac{x}{y^2}$ , with  $1 \leq v \leq 4$ .

We have now determined a map  $S : E \rightarrow D = [1, 2] \times [1, 4]$  given by

$$S(x, y) = \left( \frac{y}{x^2}, \frac{x}{y^2} \right).$$

This map is one-to-one and onto (check this), clearly  $C^1$ , and has Jacobian

$$J_S(x, y) = \frac{\partial}{\partial x} \left( \frac{y}{x^2} \right) \frac{\partial}{\partial y} \left( \frac{x}{y^2} \right) - \frac{\partial}{\partial x} \left( \frac{x}{y^2} \right) \frac{\partial}{\partial y} \left( \frac{y}{x^2} \right) = \frac{3}{x^2 y^2},$$

which is defined and non-zero on all of  $E$ . This means that  $S = T^{-1}$  for some transformation  $T : D \rightarrow E$ . We can now proceed to compute the integral via change of variables in one of two ways:

1. Directly, by solving for  $x$  and  $y$  in terms of  $u$  and  $v$ , which will give us the transformation  $T$ .

From  $u = \frac{y}{x^2}$  we get  $y = ux^2$ , so  $x = vy^2 = vu^2x^4$ . Since  $x \neq 0$  on  $E$ , this gives us  $x^{-3} = u^2v$ , so  $x = u^{-2/3}v^{-1/3}$ , and thus  $y = ux^2 = u^{-1/3}v^{-2/3}$ . The transformation  $T$  is thus  $T(u, v) =$

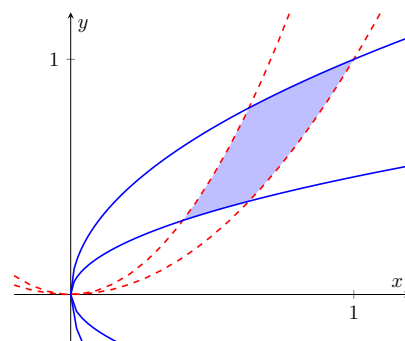


Figure 15.8.30 The region of integration for Example 15.8.29

$(u^{-2/3}v^{-1/3}, u^{-1/3}v^{-2/3})$ , and its Jacobian is given by

$$\begin{aligned} J_T(u, v) &= \frac{\partial}{\partial u}(u^{-2/3}v^{-1/3}) \frac{\partial}{\partial v}(u^{-1/3}v^{-2/3}) - \frac{\partial}{\partial u}(u^{-1/3}v^{-2/3}) \frac{\partial}{\partial v}(u^{-2/3}v^{-1/3}) \\ &= \frac{1}{3u^2v^2}. \end{aligned}$$

The integral is therefore

$$\begin{aligned} \iint_E \left( \frac{x^2}{y^4} + \frac{y^2}{x^4} \right) dA &= \iint_D (v^2 + u^2) \left| \frac{1}{3u^2v^2} \right| du dv \\ &= \frac{1}{3} \int_1^4 \int_1^2 \left( \frac{1}{u^2} + \frac{1}{v^2} \right) du dv \\ &= \frac{1}{3} \int_1^4 \left( \frac{-1}{2} - \frac{-1}{1} + \frac{1}{v^2} \right) dv. \end{aligned}$$

2. Indirectly, using the fact that  $J_T(u, v) = \frac{1}{J_{T^{-1}}(x(u, v), y(u, v))}$ .

From the above, we have that  $J_{T^{-1}}(x, y) = \frac{3}{x^2y^2}$ , so  $J_T(u, v) = \frac{1}{3}(x(u, v))^2(y(u, v))^2$ . From  $u = \frac{y}{x^2}$  and  $v = \frac{x}{y^2}$ , we have  $uv = \frac{xy}{x^2y^2} = \frac{1}{xy}$ . Thus,  $x^2y^2 = \frac{1}{u^2v^2}$ , so  $J_T(u, v) = \frac{1}{3u^2v^2}$  as before. From here we can proceed as above.

### Example 15.8.31

Compute  $\iint_E xy \, dA$ , where  $E$  is the region in the first quadrant bounded by  $y = x$ ,  $y = 4x$ ,  $y = 1/x$ , and  $y = 2/x$ .

**Solution.** We need to find a region  $D \subset \mathbb{R}^2$  and a transformation  $T : D \rightarrow \mathbb{R}^2$  whose image is  $E$ . This problem is almost identical to the one we solved in [Example 15.8.22](#), where we were given a change of variables whose domain was still somewhat complicated. This time, we look for a transformation with a rectangular domain.

Using the principle that  $T$  must map the boundary of  $D$  to the boundary of  $E$  as above, we set  $u = \frac{y}{x}$ , so that  $1 \leq u \leq 4$  gives the region between  $y = x$  and  $y = 4x$ , and  $v = xy$ , so that  $1 \leq v \leq 2$  gives the region between  $y = 1/x$  and  $y = 2/x$ . Thus the desired transformation is defined on the rectangle  $D = [1, 4] \times [1, 2]$  and has an inverse given by  $T^{-1}(x, y) = (y/x, xy)$ .

This time we leave the direct method (solving for  $x$  and  $y$  in terms of  $u$  and  $v$ ) as an exercise and use the indirect method. The Jacobian of  $T^{-1}$  is given by

$$J_{T^{-1}}(x, y) = \det \begin{pmatrix} \frac{\partial}{\partial x} \left( \frac{y}{x} \right) & \frac{\partial}{\partial y} \left( \frac{y}{x} \right) \\ \frac{\partial}{\partial x} (xy) & \frac{\partial}{\partial y} (xy) \end{pmatrix} = \det \begin{pmatrix} \frac{-y}{x^2} & \frac{1}{x} \\ y & x \end{pmatrix} = \frac{-2y}{x}.$$

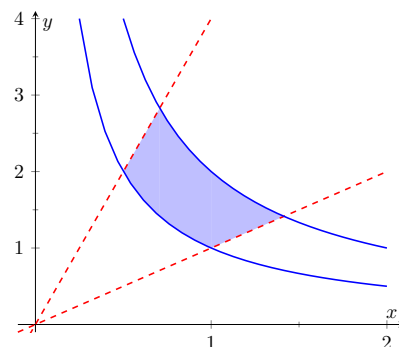


Figure 15.8.32 The region of integration in [Example 15.8.31](#)

The Jacobian of  $T$  is thus

$$J_T(u, v) = \frac{1}{J_T^{-1}(x(u, v), y(u, v))} = -\frac{x(u, v)}{2y(u, v)} = -\frac{1}{2u},$$

since  $u = y/x$ . The integral is then

$$\begin{aligned} \iint_E xy \, dA &= \iint_D x(u, v)y(u, v)|J_T(u, v)| \, du \, dv \\ &= \int_1^2 \int_1^4 v \left( \frac{1}{2u} \right) \, du \, dv \\ &= \int_1^2 \frac{v}{2} (\ln 4 - \ln 1) \, dv. \end{aligned}$$



[youtu.be/watch?v=hSDH3FnD97w](https://youtu.be/watch?v=hSDH3FnD97w)

### 15.8.5 Understanding the change of variables formula

We now have some practice working with the change of variables formula, but why is it valid? In any dimension, the formula has the form

$$\int_{T(D)} f(\mathbf{x}) d\mathbf{x} = \int_D f(T(\mathbf{u})) |J_T(\mathbf{u})| d\mathbf{u},$$

if we let the symbol  $\int$  stand for a single, double, or triple integral as necessary.

In practice, we use the formula in one of two ways:

- Right-to-left, because it is easier to compute antiderivatives for the function  $f(\mathbf{x})$ . This is the case with change of variables for single integrals.
- Left-to-right, because the domain  $D$  is a simpler region of integration than  $T(D)$ , such as the examples above, as well as the transformations to polar, cylindrical, or spherical coordinates considered earlier. (Of course, we might also get lucky and find that our function simplifies as well!)

Let's consider this formula in the intermediate case of a double integral. If the function  $f$  is positive throughout the region  $E = T(D)$ , we can interpret the integral on the left as a volume. In terms of Riemann sums, we are adding up volumes of boxes:

$$\Delta V_{ij} = f(x_{ij}, y_{ij}) \Delta x_i \Delta y_j.$$

Just as  $f(x) \approx T'(u) \Delta u$  in one variable, the validity of the change of variables formula rests on the approximation

$$\Delta x_i \Delta y_j \approx |J_T(u_{ij}, v_{ij})| \Delta u_i \Delta v_j.$$

The distortion in area caused by the mapping  $T$  when we move from the region  $D$  in the  $u, v$  plane to the region  $E$  in the  $x, y$  plane is hidden within the  $dx \, dy$  area element in the integral on the left-hand side.

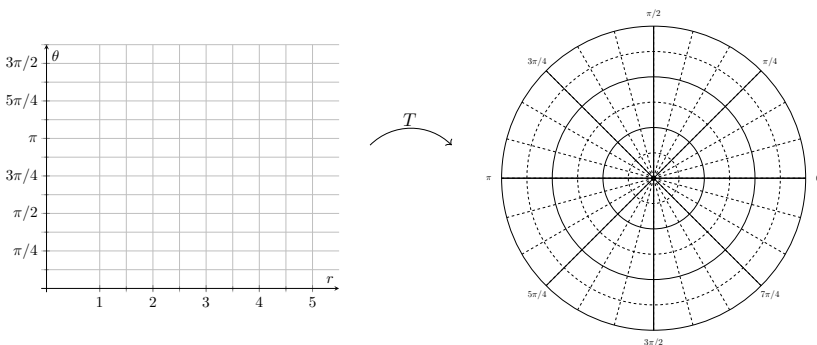
To ensure that both integrals compute the same volume, the Jacobian is introduced as part of the integrand on the right-hand side to produce a corresponding change in height:

$$\Delta V_{ij} \approx \underbrace{(f(x_{ij}, y_{ij}))}_{\text{height}} \underbrace{(|J_T(u_{ij}, v_{ij})| \Delta u_i \Delta v_j)}_{\text{area}} = \underbrace{(f(T(u_{ij}, v_{ij})) |J_T(u_{ij}, v_{ij})|)}_{\text{height}} \underbrace{(\Delta u_i \Delta v_j)}_{\text{area}}.$$

**Figure 15.8.33** A video presentation of [Example 15.8.31](#), with slightly different numbers

Appropriately interpreted, the only differences between the integrals on either side are the labelling of the variables, and whether the Jacobian provides a measure of height, or of area, in the calculation of volume.

In general, transformations produce what are called “curvilinear coordinate systems”: the original linear coordinate system in the  $u, v$  plane, with grid lines given by  $u = \text{constant}$  or  $v = \text{constant}$  is transformed into a “grid of curves” in the  $x, y$  plane. This is the case, for example, with the polar coordinate transformation, as seen in Figure 15.8.34 below.

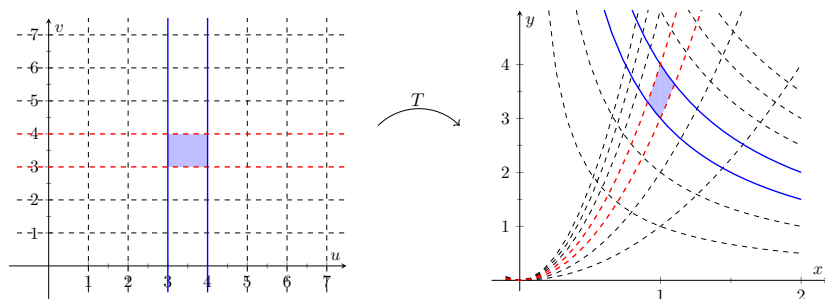


**Figure 15.8.34** Correspondence between rectangular and polar grid lines

For another example, consider the transformation  $T$  given by

$$T(u, v) = (u^{1/3}v^{-1/3}, u^{2/3}v^{1/3}), T^{-1}(x, y) = \left(xy, \frac{y}{x^2}\right).$$

A grid in the  $u, v$  plane is transformed to two families of curves: lines  $u = m$ ,  $v = n$ , where  $m, n$  are constants become the curves  $y = \frac{m}{x}$  and  $y = nx^2$ , respectively. The transformation is pictured in Figure 15.8.35 below.



**Figure 15.8.35** Visualizing a general transformation

In Figure 15.8.35 we've highlighted one of the rectangles in our grid to see how it's transformed. Imagine now that our grid lines are much finer, coming not from the integer values of  $u$  and  $v$ , but from a partition of a rectangle  $D$  in the  $u, v$  plane. Zooming in, we'd see that each rectangle in the partition is transformed much like the one above.

Indeed, recall the following philosophy from Section 14.6: the transformation  $T$  maps points in the  $u, v$  plane to points in the  $x, y$  plane. The derivative matrix  $DT(u, v)$  of  $T$  at a point  $(u, v)$ , when viewed as the matrix of a linear transformation, maps (tangent) vectors at the point  $(u, v)$  to (tangent) vectors at the point  $(x, y) = T(u, v)$ . (This is a consequence of the Chain Rule.)

Consider a general transformation  $T(u, v) = (x(u, v), y(u, v))$  and a uniform partition of the domain of  $T$ . At a point  $(u_i, v_j)$  in our partition, the lines  $u = u_i$  and  $v = v_j$  can be viewed as parametric curves:

$$\vec{r}_1(t) = \langle t, v_j \rangle, \text{ for } u_i \leq t \leq u_i + \Delta u, \text{ and}$$

This also fits with a general philosophy of differential calculus: the derivative of a function at a point determines the best linear approximation to that function near that point. It seems only fitting, then, that the best linear approximation to a transformation is a linear transformation!

$$\vec{r}_2(t) = \langle u_i, t \rangle, \text{ for } v_j \leq t \leq v_j + \Delta v.$$

Tangent vectors to these curves are given by

$$\vec{r}_1'(t) = \langle 1, 0 \rangle = \vec{i} \quad \text{and} \quad \vec{r}_2'(t) = \langle 0, 1 \rangle = \vec{j}.$$

The  $(i, j)$ -th rectangle, given by  $u_i \leq u \leq u_i + \Delta u$  and  $v_j \leq v \leq v_j + \Delta v$ , has area  $\Delta u \Delta v$ .

Viewed another way, this rectangle is a parallelogram spanned by the vectors  $\Delta u \vec{i}$  and  $\Delta v \vec{j}$ . The area of this parallelogram is given by the determinant of the matrix whose columns are these vectors. Of course, this produces the same area:

$$\det \begin{bmatrix} \Delta u & 0 \\ 0 & \Delta v \end{bmatrix} = \Delta u \Delta v.$$

Now, let's consider the corresponding region in the  $x, y$  plane. The curves in Figure 15.8.35 above can also be realized as parametric curves. In fact, they are precisely the composition of the curves above with our transformation, if we view  $T$  as a vector-valued function. We have curves

$$\begin{aligned} \vec{s}_1(t) &= T(\vec{r}_1(t)) = T(t, v_j) = \langle x(t, v_j), y(t, v_j) \rangle \\ \vec{s}_2(t) &= T(\vec{r}_2(t)) = T(u_i, t) = \langle x(u_i, t), y(u_i, t) \rangle \end{aligned}$$

making up two of the four sides of our transformed rectangle.

Now,  $\vec{s}_1(t)$  and  $\vec{s}_2(t)$  are curves in general, not lines, and the image of our rectangle is no longer rectangular. But for  $\Delta u, \Delta v$  small enough, our curves are *approximately* linear, and the image of our rectangle is *approximately* a parallelogram. See Figure 15.8.36.

We can make linear approximations to vector-valued functions in much the same way as we do for real-valued functions. We have

$$\vec{s}_1(u_i + \Delta u) - \vec{s}_1(u_i) \approx \vec{s}_1'(u_i) \Delta u,$$

with a similar result for  $\vec{s}_2$ . This means that we can approximate the area of our transformed rectangle using the parallelogram spanned by the vectors

$$\begin{aligned} \vec{a} &= \Delta u \vec{s}_1'(u_i) = \Delta u \left\langle \frac{\partial x}{\partial u}(u_i, v_j), \frac{\partial y}{\partial u}(u_i, v_j) \right\rangle \\ \vec{b} &= \Delta v \vec{s}_2'(u_i) = \Delta v \left\langle \frac{\partial x}{\partial v}(u_i, v_j), \frac{\partial y}{\partial v}(u_i, v_j) \right\rangle. \end{aligned}$$

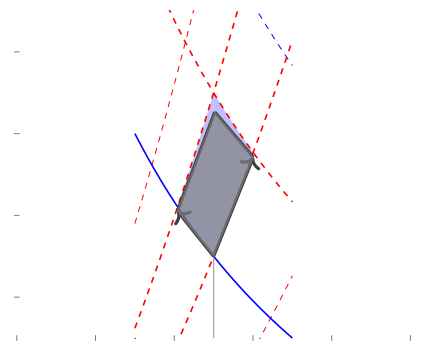
The area of our transformed region is therefore approximated by the area of the parallelogram spanned by the vectors  $\vec{a}$  and  $\vec{b}$ :

$$\begin{aligned} \Delta A &\approx \det \begin{bmatrix} x_u(u_i, v_j) \Delta u & x_v(u_i, v_j) \Delta v \\ y_u(u_i, v_j) \Delta u & y_v(u_i, v_j) \Delta v \end{bmatrix} \\ &= \det \begin{bmatrix} x_u(u_i, v_j) & x_v(u_i, v_j) \\ y_u(u_i, v_j) & y_v(u_i, v_j) \end{bmatrix} \Delta u \Delta v \\ &= J_T(u_i, v_j) \Delta u \Delta v. \end{aligned}$$

This is exactly the result we wanted: the area of our transformed rectangle is approximately the area of the original rectangle, multiplied by the Jacobian.

We can begin to see the change of variables formula by putting this result into the Riemann sum definition of the double integral:

$$f(x_i, y_j) \Delta x \Delta y \approx f(T(u_i, v_j)) \cdot J_T(u_i, v_j) \Delta u_i \Delta v_j.$$



**Figure 15.8.36** A transformed rectangle and its parallelogram approximation

Recall that the Chain Rule gives us

$$\frac{d}{dt}(x(\vec{r}(t))) = \nabla x(\vec{r}(t)) \cdot \vec{r}'(t),$$

with an analogous result for  $y(\vec{r}(t))$ . Applying this for the curves  $\vec{r}_1(t)$  and  $\vec{r}_2(t)$  above allows us to compute the derivatives  $\vec{s}_1'(t)$  and  $\vec{s}_2'(t)$ .

Note further that we can obtain the same result by writing  $\vec{i}$  and  $\vec{j}$  as column vectors, and multiplying by the matrix  $DT(u_i, v_j)$  — this is the sense in which the derivative acts as a linear transformation on vectors.

This equation should be viewed somewhat skeptically. The area element on the left is that of a rectangle, not the parallelogram we ended up with above. The argument given here is far from a complete proof of [Theorem 15.8.17](#), but the result is true nonetheless. The interested reader is directed to search online, or seek out the advanced calculus section of their library, should they wish to see a proof.

## Chapter 16

# Vector Analysis

This chapter explores completely different relationships between vectors and integration. These relationships will enable us to compute the work done by a magnetic field in moving an object along a path and find how much air moves through an oddly-shaped screen in space, among other things.

Our upcoming work with integration will benefit from a review. We are not concerned here with techniques of integration, but rather what an integral “does” and how that relates to the notation we use to describe it.

### Integration review.

Recall from [Section 15.1](#) that when  $R$  is a region in the  $xy$ -plane,  $\iint_R dA$  gives the area of the region  $R$ . The integral symbols are “elongated esses” meaning “sum” and  $dA$  represents “a small amount of area.” Taken together,  $\iint_R dA$  means “sum up, over  $R$ , small amounts of area.” This sum then gives the total area of  $R$ . We use two integral symbols since  $R$  is a two-dimensional region.

Now let  $z = f(x, y)$  represent a surface. The integral  $\iint_R f(x, y) dA$  means “sum up, over  $R$ , function values (heights) given by  $f$  times small amounts of area.” Since “height  $\times$  area = volume,” we are summing small amounts of volume over  $R$ , giving the total signed volume under the surface  $z = f(x, y)$  and above the  $xy$ -plane.

This notation does not directly inform us *how* to evaluate the double integrals to find an area or a volume. With additional work, we recognize that a small amount of area  $dA$  can be measured as the area of a small rectangle, with one side length a small change in  $x$  and the other side length a small change in  $y$ . That is,  $dA = dx dy$  or  $dA = dy dx$ . We could also compute a small amount of area by thinking in terms of polar coordinates, where  $dA = r dr d\theta$ . These understandings lead us to the iterated integrals we used in [Chapter 15](#).

Let us back our review up farther. Note that  $\int_1^3 dx = x \Big|_1^3 = 3 - 1 = 2$ . We have simply measured the length of the interval  $[1, 3]$ . We could rewrite the above integral using syntax similar to the double integral syntax above:

$$\int_1^3 dx = \int_I dx, \text{ where } I = [1, 3].$$

We interpret “ $\int_I dx$ ” as meaning “sum up, over the interval  $I$ , small changes in  $x$ .” A change in  $x$  is a length along the  $x$ -axis, so we are adding up along  $I$  small lengths, giving the total length of  $I$ .



We could also write  $\int_1^3 f(x) dx$  as  $\int_I f(x) dx$ , interpreted as “sum up, over  $I$ , heights given by  $y = f(x)$  times small changes in  $x$ .” Since “height $\times$ length = area,” we are summing up areas and finding the total signed area between  $y = f(x)$  and the  $x$ -axis.

This method of referring to the process of integration can be very powerful. It is the core of our notion of the Riemann Sum. When faced with a quantity to compute, if one can think of a way to approximate its value through a sum, the one is well on their way to constructing an integral (or, double or triple integral) that computes the desired quantity. We will demonstrate this process throughout this chapter, starting with the next section.

## 16.1 Introduction to Line Integrals

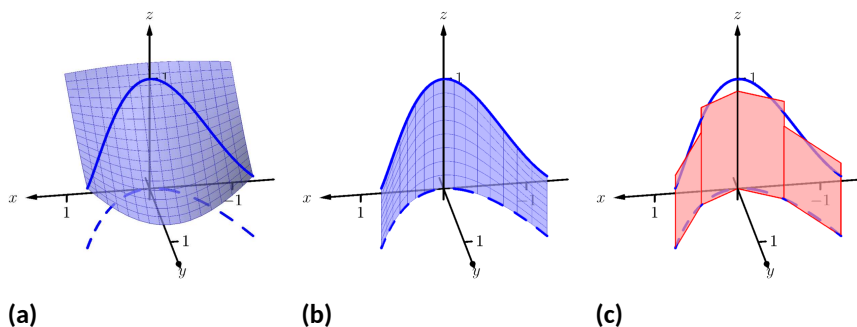
We first used integration to find “area under a curve.” In this section, we learn to do this (again), but in a different context.

### 16.1.1 Line Integrals of Functions

Consider the surface and curve shown in Figure 16.1.2(a). The surface is given by  $f(x, y) = 1 - \cos(x) \sin(y)$ . The dashed curve lies in the  $xy$ -plane and is the familiar  $y = x^2$  parabola from  $-1 \leq x \leq 1$ ; we'll call this curve  $C$ . The curve drawn with a solid line in the graph is the curve in space that lies on our surface with  $x$  and  $y$  values that lie on  $C$ .

The question we want to answer is this: what is the area that lies below the curve drawn with the solid line? In other words, what is the area of the region above  $C$  and under the the surface  $z = f(x, y)$ ? This region is shown in Figure 16.1.2(b).

We suspect the answer can be found using an integral, but before trying to figure out what that integral is, let us first try to approximate its value.



**Figure 16.1.2** Finding area under a curve in space

In Figure 16.1.2(c), four rectangles have been drawn over the curve  $C$ . The bottom corners of each rectangle lie on  $C$ , and each rectangle has a height given by the function  $f(x, y)$  for some  $(x, y)$  pair along  $C$  between the rectangle's bottom corners.

As we know how to find the area of each rectangle, we are able to approximate the area above  $C$  and under  $f$ . Clearly, our approximation will be an *approximation*. The heights of the rectangles do not match exactly with the surface  $f$ , nor does the base of each rectangle follow perfectly the path of  $C$ .



[youtu.be/watch?v=ponQzAg7V3I](https://youtu.be/watch?v=ponQzAg7V3I)

**Figure 16.1.1** Introducing the line integral

In typical calculus fashion, our approximation can be improved by using more rectangles. The sum of the areas of these rectangles gives an approximate value of the true area above  $C$  and under  $f$ . As the area of each rectangle is “height  $\times$  width”, we assert that the

$$\text{area above } C \approx \sum (\text{heights} \times \text{widths}).$$

When first learning of the integral, and approximating areas with “heights  $\times$  widths”, the width was a small change in  $x$ :  $dx$ . That will not suffice in this context. Rather, each width of a rectangle is actually approximating the arc length of a small portion of  $C$ . In [Section 13.5](#), we used  $s$  to represent the arc-length parameter of a curve. A small amount of arc length will thus be represented by  $ds$ .

The height of each rectangle will be determined in some way by the surface  $f$ . If we parametrize  $C$  by  $s$ , an  $s$ -value corresponds to an  $(x, y)$  pair that lies on the parabola  $C$ . Since  $f$  is a function of  $x$  and  $y$ , and  $x$  and  $y$  are functions of  $s$ , we can say that  $f$  is a function of  $s$ . Given a value  $s$ , we can compute  $f(s)$  and find a height. Thus

$$\begin{aligned} \text{area under } f \text{ and above } C &\approx \sum (\text{heights} \times \text{widths}); \\ \text{area under } f \text{ and above } C &= \lim_{\|\Delta s\| \rightarrow 0} \sum f(c_i) \Delta s_i \\ &= \int_C f(s) ds. \end{aligned} \quad (16.1.1)$$

Here we have introduced a new notation, the integral symbol with a subscript of  $C$ . It is reminiscent of our usage of  $\iint_R$ . Using the train of thought found in the Integration Review preceding this section, we interpret “ $\int_C f(s) ds$ ” as meaning “sum up, along a curve  $C$ , function values  $f(s)$   $\times$  small arc lengths.” It is understood here that  $s$  represents the arc-length parameter.

All this leads us to a definition. The integral found in [Equation \(16.1.1\)](#) is called a *line integral*. We formally define it below, but note that the definition is very abstract. On one hand, one is apt to say “the definition makes sense,” while on the other, one is equally apt to say “but I don’t know what I’m supposed to do with this definition.” We’ll address that after the definition, and actually find an answer to the area problem we posed at the beginning of this section.

### Definition 16.1.3 Line Integral Over A Scalar Field.

Let  $C$  be a smooth curve parametrized by  $s$ , the arc-length parameter, and let  $f$  be a continuous function of  $s$ . A **line integral** is an integral of the form

$$\int_C f(s) ds = \lim_{\|\Delta s\| \rightarrow 0} \sum_{i=1}^n f(c_i) \Delta s_i,$$

where  $s_0 < s_1 < \dots < s_n$  is any partition of the  $s$ -interval over which  $C$  is defined,  $c_i$  is any value in the  $i$ th subinterval,  $\Delta s_i$  is the width of the  $i$ th subinterval, and  $\|\Delta s\|$  is the length of the longest subinterval in the partition.

When  $C$  is a *closed* curve, i.e., a curve that ends at the same point at which it starts, we use

$$\oint_C f(s) ds \text{ instead of } \int_C f(s) ds.$$

The definition of the line integral does not specify whether  $C$  is a curve in the plane or space (or hyperspace), as the definition holds regardless. For now, we’ll assume  $C$  lies in the  $xy$ -plane.

*Note:* [Definition 16.1.3](#) uses the term *scalar field* which has not yet been defined. Its meaning is discussed in the paragraph preceding [Definition 16.3.2](#) when it is compared to a *vector field*.

This definition of the line integral doesn't really say anything new. If  $C$  is a curve and  $s$  is the arc-length parameter of  $C$  on  $a \leq s \leq b$ , then

$$\int_C f(s) ds = \int_a^b f(s) ds.$$

The real difference with this integral from the standard " $\int_a^b f(x) dx$ " we used in the past is that of context. Our previous integrals naturally summed up values over an interval on the  $x$ -axis, whereas now we are summing up values over a curve. If we can parametrize the curve with the arc-length parameter, we can evaluate the line integral just as before. Unfortunately, parametrizing a curve in terms of the arc-length parameter is usually very difficult, so we must develop a method of evaluating line integrals using a different parametrization.

Given a curve  $C$ , find any parametrization of  $C$ :  $x = g(t)$  and  $y = h(t)$ , for continuous functions  $g$  and  $h$ , where  $a \leq t \leq b$ . We can represent this parametrization with a vector-valued function,  $\vec{r}(t) = \langle g(t), h(t) \rangle$ .

In [Section 13.5](#), we defined the arc-length parameter in [Equation \(13.5.1\)](#) as

$$s(t) = \int_0^t \|\vec{r}'(u)\| du.$$

By the Fundamental Theorem of Calculus,  $ds = \|\vec{r}'(t)\| dt$ . We can substitute the right hand side of this equation for  $ds$  in the line integral definition.

We can view  $f$  as being a function of  $x$  and  $y$  since it is a function of  $s$ . Thus  $f(s) = f(x, y) = f(g(t), h(t))$ . This gives us a concrete way to evaluate a line integral:

$$\int_C f(s) ds = \int_a^b f(g(t), h(t)) \|\vec{r}'(t)\| dt.$$

We restate this as a theorem, along with its three-dimensional analogue, followed by an example where we finally evaluate an integral and find an area.

**Theorem 16.1.4 Evaluating a Line Integral Over A Scalar Field.**

- Let  $C$  be a curve parametrized by  $\vec{r}(t) = \langle g(t), h(t) \rangle$ ,  $a \leq t \leq b$ , where  $g$  and  $h$  are continuously differentiable, and let  $z = f(x, y)$ , where  $f$  is continuous over  $C$ . Then

$$\int_C f(s) ds = \int_a^b f(g(t), h(t)) \|\vec{r}'(t)\| dt.$$

- Let  $C$  be a curve parametrized by  $\vec{r}(t) = \langle g(t), h(t), k(t) \rangle$ ,  $a \leq t \leq b$ , where  $g$ ,  $h$  and  $k$  are continuously differentiable, and let  $w = f(x, y, z)$ , where  $f$  is continuous over  $C$ . Then

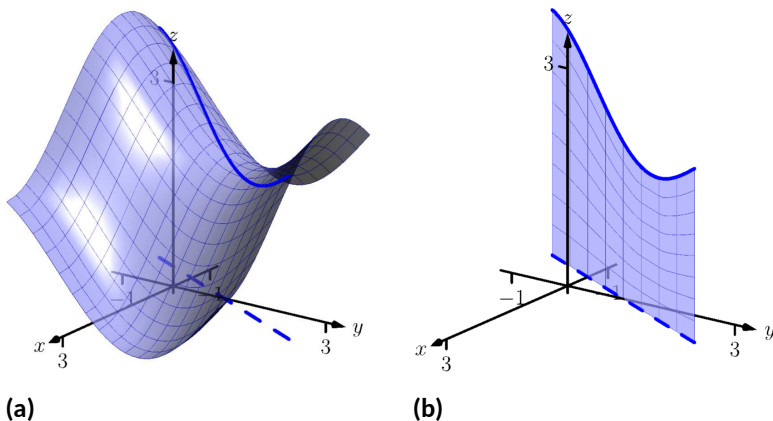
$$\int_C f(s) ds = \int_a^b f(g(t), h(t), k(t)) \|\vec{r}'(t)\| dt.$$

To be clear, the first point of [Theorem 16.1.4](#) can be used to find the area under a surface  $z = f(x, y)$  and above a curve  $C$ . We will later give an understanding of the line integral when  $C$  is a curve in space.

Let's do an example where we actually compute an area.

**Example 16.1.5 Evaluating a line integral: area under a surface over a curve.**

Find the area under the surface  $f(x, y) = \cos(x) + \sin(y) + 2$  over the curve  $C$ , which is the segment of the line  $y = 2x + 1$  on  $-1 \leq x \leq 1$ , as shown in Figure 16.1.6.



**Figure 16.1.6** Finding area under a curve in Example 16.1.5

**Solution.** Our first step is to represent  $C$  with a vector-valued function. Since  $C$  is a simple line, and we have an explicit relationship between  $y$  and  $x$  (namely, that  $y$  is  $2x + 1$ ), we can let  $x = t$ ,  $y = 2t + 1$ , and write  $\vec{r}(t) = \langle t, 2t + 1 \rangle$  for  $-1 \leq t \leq 1$ .

We find the values of  $f$  over  $C$  as  $f(x, y) = f(t, 2t + 1) = \cos(t) + \sin(2t + 1) + 2$ . We also need  $\|\vec{r}'(t)\|$ ; with  $\vec{r}'(t) = \langle 1, 2 \rangle$ , we have  $\|\vec{r}'(t)\| = \sqrt{5}$ . Thus  $ds = \sqrt{5} dt$ .

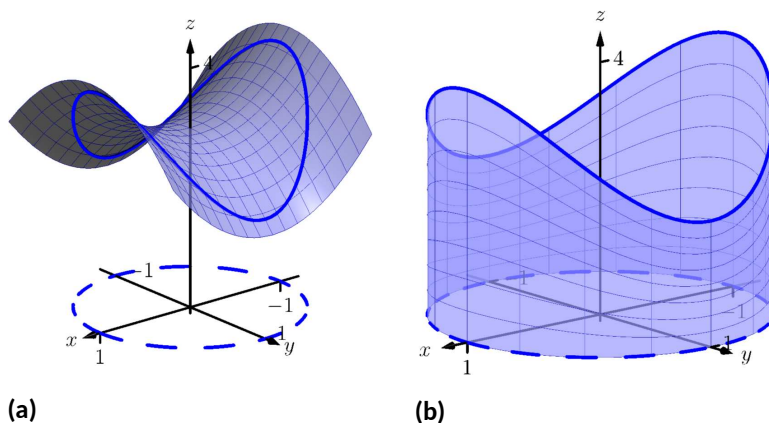
The area we seek is

$$\begin{aligned} \int_C f(s) ds &= \int_{-1}^1 (\cos(t) + \sin(2t + 1) + 2) \sqrt{5} dt \\ &= \sqrt{5} \left( \sin(t) - \frac{1}{2} \cos(2t + 1) + 2t \right) \Big|_{-1}^1 \\ &\approx 14.418 \text{ units}^2. \end{aligned}$$

We will practice setting up and evaluating a line integral in another example, then find the area described at the beginning of this section.

**Example 16.1.7 Evaluating a line integral: area under a surface over a curve.**

Find the area over the unit circle in the  $xy$ -plane and under the graph of  $f(x, y) = x^2 - y^2 + 3$ , shown in Figure 16.1.8.



**Figure 16.1.8** Finding area under a curve in [Example 16.1.7](#)

**Solution.** The curve  $C$  is the unit circle, which we will describe with the parametrization  $\vec{r}(t) = \langle \cos t, \sin t \rangle$  for  $0 \leq t \leq 2\pi$ . We find  $\|\vec{r}'(t)\| = 1$ , so  $ds = 1dt$ .

We find the values of  $f$  over  $C$  as  $f(x, y) = f(\cos t, \sin t) = \cos^2 t - \sin^2 t + 3$ . Thus the area we seek is (note the use of the  $\oint f(s)ds$  notation):

$$\begin{aligned} \oint_C f(s) ds &= \int_0^{2\pi} (\cos^2 t - \sin^2 t + 3) dt \\ &= 6\pi. \end{aligned}$$

(Note: we may have approximated this answer from the start. The unit circle has a circumference of  $2\pi$ , and we may have guessed that due to the apparent symmetry of our surface, the average height of the surface is 3.)

We now consider the example that introduced this section.

**Example 16.1.9 Evaluating a line integral: area under a surface over a curve.**

Find the area under  $f(x, y) = 1 - \cos(x) \sin(y)$  and over the parabola  $y = x^2$ , from  $-1 \leq x \leq 1$ .

**Solution.** We parametrize our curve  $C$  as  $\vec{r}(t) = \langle t, t^2 \rangle$  for  $-1 \leq t \leq 1$ ; we find  $\|\vec{r}'(t)\| = \sqrt{1 + 4t^2}$ , so  $ds = \sqrt{1 + 4t^2} dt$ .

Replacing  $x$  and  $y$  with their respective functions of  $t$ , we have  $f(x, y) = f(t, t^2) = 1 - \cos(t) \sin(t^2)$ . Thus the area under  $f$  and over  $C$  is found to be

$$\int_C f(s) ds = \int_{-1}^1 (1 - \cos(t) \sin(t^2)) \sqrt{1 + t^2} dt.$$

This integral is impossible to evaluate using the techniques developed in this text. We resort to a numerical approximation; accurate to two places after the decimal, we find the area is

$$= 2.17.$$

We give one more example of finding area.

**Example 16.1.10 Evaluating a line integral: area under a curve in space.**

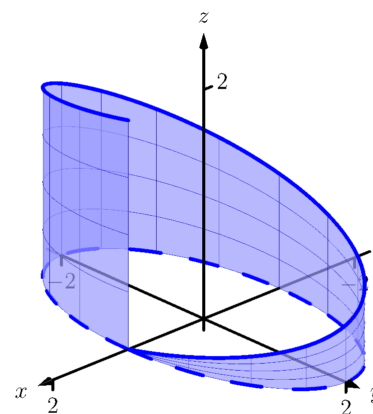
Find the area above the  $xy$ -plane and below the helix parametrized by  $\vec{r}(t) = \langle \cos t, 2 \sin t, t/\pi \rangle$ , for  $0 \leq t \leq 2\pi$ , as shown in Figure 16.1.11.

**Solution.** Note how this problem is different than the previous examples: here, the height is not given by a surface, but by the curve itself. We use the given vector-valued function  $\vec{r}(t)$  to determine the curve  $C$  in the  $xy$ -plane by simply using the first two components of  $\vec{r}(t)$ :  $\vec{c}(t) = \langle \cos t, 2 \sin t \rangle$ . Thus  $ds = \|\vec{c}'(t)\| dt = \sqrt{\sin^2 t + 4 \cos^2 t} dt$ . The height is not found by evaluating a surface over  $C$ , but rather it is given directly by the third component of  $\vec{r}(t)$ :  $t/\pi$ . Thus

$$\oint_C f(s) ds = \int_0^{2\pi} \frac{t}{\pi} \sqrt{\sin^2 t + 4 \cos^2 t} dt \approx 9.69,$$

where the approximation was obtained using numerical methods.

Note how in each of the previous examples we are effectively finding “area under a curve”, just as we did when first learning of integration. We have used the phrase “area over a curve  $C$  and under a surface,” but that is because of the important role  $C$  plays in the integral. The figures show how the curve  $C$  defines another curve on the surface  $z = f(x, y)$ , and we are finding the area under that curve.




**Figure 16.1.11** Finding area under a curve in Example 16.1.10

**16.1.2 Properties of Line Integrals**

Many properties of line integrals can be inferred from general integration properties. For instance, if  $k$  is a scalar, then  $\int_C k f(s) ds = k \int_C f(s) ds$ .

One property in particular of line integrals is worth noting. If  $C$  is a curve composed of subcurves  $C_1$  and  $C_2$ , where they share only one point in common (see Figure 16.1.13(a), then the line integral over  $C$  is the sum of the line integrals over  $C_1$  and  $C_2$ :

$$\int_C f(s) ds = \int_{C_1} f(s) ds + \int_{C_2} f(s) ds.$$



**Figure 16.1.13** Illustrating properties of line integrals

This property allows us to evaluate line integrals over some curves  $C$  that are not smooth. Note how in Figure 16.1.13(b) the curve is not smooth at  $D$ , so by our definition of the line integral we cannot evaluate  $\int_C f(s) ds$ . However, one can evaluate line integrals over  $C_1$  and  $C_2$  and their sum will be the desired quantity.

A curve  $C$  that is composed of two or more smooth curves is said to be *piecewise smooth*. In this chapter, any statement that is made about smooth curves also holds for piecewise smooth curves.

We state these properties as a theorem.



[youtu.be/watch?v=EN9r0JKI5uY](https://youtu.be/watch?v=EN9r0JKI5uY)

**Figure 16.1.12** Another line integral example

**Theorem 16.1.14 Properties of Line Integrals Over Scalar Fields.**

1. Let  $C$  be a smooth curve parametrized by the arc-length parameter  $s$ , let  $f$  and  $g$  be continuous functions of  $s$ , and let  $k_1$  and  $k_2$  be scalars. Then

$$\int_C (k_1 f(s) + k_2 g(s)) ds = k_1 \int_C f(s) ds + k_2 \int_C g(s) ds.$$

2. Let  $C$  be piecewise smooth, composed of smooth components  $C_1$  and  $C_2$ . Then

$$\int_C f(s) ds = \int_{C_1} f(s) ds + \int_{C_2} f(s) ds.$$

**16.1.3 Mass and Center of Mass**

We first learned integration as a method to find area under a curve, then later used integration to compute a variety of other quantities, such as arc length, volume, force, etc. In this section, we also introduced line integrals as a method to find area under a curve, and now we explore one more application.

Let a curve  $C$  (either in the plane or in space) represent a thin wire with variable density  $\delta(s)$ . We can approximate the mass of the wire by dividing the wire (i.e., the curve) into small segments of length  $\Delta s_i$  and assume the density is constant across these small segments. The mass of each segment is density of the segment  $\times$  its length; by summing up the approximate mass of each segment we can approximate the total mass:

$$\text{Total Mass of Wire} = \sum \delta(s_i) \Delta s_i.$$

By taking the limit as the length of the segments approaches 0, we have the definition of the line integral as seen in [Definition 16.1.3](#). When learning of the line integral, we let  $f(s)$  represent a height; now we let  $f(s) = \delta(s)$  represent a density.

We can extend this understanding of computing mass to also compute the center of mass of a thin wire. (As a reminder, the center of mass can be a useful piece of information as objects rotate about that center.) We give the relevant formulas in the next definition, followed by an example. Note the similarities between this definition and [Definition 15.6.30](#), which gives similar properties of solids in space.

**Definition 16.1.15 Mass, Center of Mass of Thin Wire.**

Let a thin wire lie along a smooth curve  $C$  with continuous density function  $\delta(s)$ , where  $s$  is the arc length parameter.

1. The mass of the thin wire is  $M = \int_C \delta(s) ds$ .
2. The moment about the  $yz$ -plane is  $M_{yz} = \int_C x \delta(s) ds$ .
3. The moment about the  $xz$ -plane is  $M_{xz} = \int_C y \delta(s) ds$ .

4. The moment about the  $xy$ -plane is  $M_{xy} = \int_C z\delta(s) ds$ .

5. The center of mass of the wire is

$$(\bar{x}, \bar{y}, \bar{z}) = \left( \frac{M_{yz}}{M}, \frac{M_{xz}}{M}, \frac{M_{xy}}{M} \right).$$

**Example 16.1.16 Evaluating a line integral: calculating mass.**

A thin wire follows the path  $\vec{r}(t) = \langle 1 + \cos t, 1 + \sin t, 1 + \sin(2t) \rangle$ ,  $0 \leq t \leq 2\pi$ . The density of the wire is determined by its position in space:  $\delta(x, y, z) = y + z$  gm/cm. The wire is shown in Figure 16.1.17, where a light color indicates low density and a dark color represents high density. Find the mass and center of mass of the wire.

**Solution.** We compute the density of the wire as

$$\delta(x, y, z) = \delta(1 + \cos t, 1 + \sin t, 1 + \sin(2t)) = 2 + \sin t + \sin(2t).$$

We compute  $ds$  as

$$ds = \|\vec{r}'(t)\| dt = \sqrt{\sin^2 t + \cos^2 t + 4\cos^2(2t)} dt = \sqrt{1 + 4\cos^2(2t)} dt.$$

Thus the mass is

$$M = \oint_C \delta(s) ds = \int_0^{2\pi} (2 + \sin t + \sin(2t)) \sqrt{1 + 4\cos^2(2t)} dt \approx 21.08 \text{ gm}.$$

We compute the moments about the coordinate planes:

$$\begin{aligned} M_{yz} &= \oint_C x\delta(s) ds \\ &= \int_0^{2\pi} (1 + \cos t)(2 + \sin t + \sin(2t)) \sqrt{1 + 4\cos^2(2t)} dt \\ &\approx 21.08. \end{aligned}$$

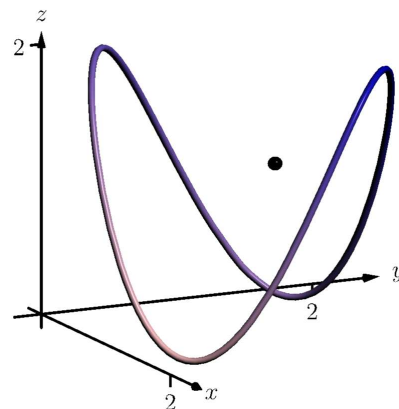
$$\begin{aligned} M_{xz} &= \oint_C y\delta(s) ds \\ &= \int_0^{2\pi} (1 + \sin t)(2 + \sin t + \sin(2t)) \sqrt{1 + 4\cos^2(2t)} dt \\ &\approx 26.35 \end{aligned}$$

$$\begin{aligned} M_{xy} &= \oint_C z\delta(s) ds \\ &= \int_0^{2\pi} (1 + \sin(2t))(2 + \sin t + \sin(2t)) \sqrt{1 + 4\cos^2(2t)} dt \\ &\approx 25.40 \end{aligned}$$

Thus the center of mass of the wire is located at

$$(\bar{x}, \bar{y}, \bar{z}) = \left( \frac{M_{yz}}{M}, \frac{M_{xz}}{M}, \frac{M_{xy}}{M} \right) \approx (1, 1.25, 1.20),$$

as indicated by the dot in Figure 16.1.17. Note how in this example, the curve  $C$  is “centered” about the point  $(1, 1, 1)$ , though the variable density of the wire pulls the center of mass out along the  $y$  and  $z$  axes.



**Figure 16.1.17** Finding the mass of a thin wire in Example 16.1.16



We end this section with a callback to the Integration Review that preceded this section. A line integral looks like:  $\int_C f(s) ds$ . As stated before the definition of the line integral, this means “sum up, along a curve  $C$ , function values  $f(s) \times$  small arc lengths.” When  $f(s)$  represents a height, we have “height  $\times$  length = area.” When  $f(s)$  is a density (and we use  $\delta(s)$  by convention), we have “density (mass per unit length)  $\times$  length = mass.”

In the next section, we investigate a new mathematical object, the *vector field*. The remaining sections of this chapter are devoted to understanding integration in the context of vector fields.

## 16.1.4 Exercises

## Terms and Concepts

1. Explain how a line integral can be used to find the area under a curve.
2. How does the evaluation of a line integral given as  $\int_C f(s) ds$  differ from a line integral given as  $\oint_C f(s) ds$ ?
3. Why are most line integrals evaluated using [Theorem 16.1.4](#) instead of “directly” as  $\int_C f(s) ds$ ?
4. Sketch a closed, piecewise smooth curve composed of three subcurves.

## Problems

**Exercise Group.** In the following exercises, a planar curve  $C$  is given along with a function  $f$  that is defined over  $C$ .

Evaluate the line integral  $\int_C f(s) ds$ .

- |   |  |
|---|--|
| <p>5. <math>C</math> is the line segment joining the points <math>(-2, -1)</math> and <math>(1, 2)</math>; the function is <math>f(x, y) = x^2 + y^2 + 2</math>.</p> <p>7. <math>C</math> is the circle with radius 2 centered at the point <math>(4, 2)</math>; the function is <math>f(x, y) = 3x - y</math>.</p> <p>9. <math>C</math> is the piecewise curve composed of the line segments that connect <math>(0, 1)</math> to <math>(1, 1)</math>, then connect <math>(1, 1)</math> to <math>(1, 0)</math>; the function is <math>f(x, y) = x + y^2</math>.</p> | <p>6. <math>C</math> is the segment of <math>y = 3x + 2</math> on <math>[1, 2]</math>; the function is <math>f(x, y) = 5x + 2y</math>.</p> <p>8. <math>C</math> is the curve given by <math>\vec{r}(t) = \langle \cos t + t \sin t, \sin t - t \cos t \rangle</math> on <math>[0, 2\pi]</math>; the function is <math>f(x, y) = 5</math>.</p> <p>10. <math>C</math> is the piecewise curve composed of the line segment joining the points <math>(0, 0)</math> and <math>(1, 1)</math>, along with the quarter-circle parametrized by <math>\langle \cos t, -\sin t + 1 \rangle</math> on <math>[0, \pi/2]</math> (which starts at the point <math>(1, 1)</math> and ends at <math>(0, 0)</math>); the function is <math>f(x, y) = x^2 + y^2</math>.</p> |
|---|--|

**Exercise Group.** In the following exercises, a planar curve  $C$  is given along with a function  $f$  that is defined over  $C$ .

Set up the line integral  $\int_C f(s) ds$ , then approximate its value using technology.

- |  |   |
|--|---|
| <p>11. <math>C</math> is the portion of the parabola <math>y = 2x^2 + x + 1</math> on <math>[0, 1]</math>; the function is <math>f(x, y) = x^2 + 2y</math>.</p> <p>13. <math>C</math> is the ellipse given by <math>\vec{r}(t) = \langle 2 \cos t, \sin t \rangle</math> on <math>[0, 2\pi]</math>; the function is <math>f(x, y) = 10 - x^2 - y^2</math>.</p> | <p>12. <math>C</math> is the portion of the curve <math>y = \sin x</math> on <math>[0, \pi]</math>; the function is <math>f(x, y) = x</math>.</p> <p>14. <math>C</math> is the portion of <math>y = x^3</math> on <math>[-1, 1]</math>; the function is <math>f(x, y) = 2x + 3y + 5</math>.</p> |
|--|---|

**Exercise Group.** In the following exercises, a parametrized curve  $C$  in space is given. Find the area above the  $xy$ -plane that is under  $C$ .

- |   |   |
|---|---|
| <p>15. <math>C: \vec{r}(t) = \langle 5t, t, t^2 \rangle</math> for <math>1 \leq t \leq 2</math>.</p> <p>17. <math>C: \vec{r}(t) = \langle 3 \cos t, 3 \sin t, t^2 \rangle</math> for <math>0 \leq t \leq 2\pi</math>.</p> | <p>16. <math>C: \vec{r}(t) = \langle \cos t, \sin t, \sin(2t) + 1 \rangle</math> for <math>0 \leq t \leq 2\pi</math>.</p> <p>18. <math>C: \vec{r}(t) = \langle 3t, 4t, t \rangle</math> for <math>0 \leq t \leq 1</math>.</p> |
|---|---|

**Exercise Group.** In the following exercises, a parametrized curve  $C$  is given that represents a thin wire with density  $\delta$ . Find the mass and center of mass of the thin wire.

- |  |   |
|--|---|
| <p>19. <math>C: \vec{r}(t) = \langle \cos t, \sin t, t \rangle</math> for <math>0 \leq t \leq 4\pi</math>; <math>\delta(x, y, z) = z</math>.</p> | <p>20. <math>C: \vec{r}(t) = \langle t - t^2, t^2 - t^3, t^3 - t^4 \rangle</math> for <math>0 \leq t \leq 1</math>; <math>\delta(x, y, z) = x + 2y + 2z</math>. Use technology to approximate the value of each integral.</p> |
|--|---|

## 16.2 Vector Fields

We have studied functions of two and three variables, where the input of such functions is a point (either a point in the plane or in space) and the output is a number.

We could also create functions where the input is a point (again, either in the plane or in space), but the output is a vector. For instance, we could create the following function:  $\vec{F}(x, y) = \langle x + y, x - y \rangle$ , where  $\vec{F}(2, 3) = \langle 5, -1 \rangle$ . We are to think of  $\vec{F}$  assigning the vector  $\langle 5, -1 \rangle$  to the point  $(2, 3)$ ; in some sense, the vector  $\langle 5, -1 \rangle$  lies at the point  $(2, 3)$ .

Such functions are extremely useful in any context where magnitude and direction are important. For instance, we could create a function  $\vec{F}$  that represents the electromagnetic force exerted at a point by an electromagnetic field, or the velocity of air as it moves across an airfoil.

Because these functions are so important, we need to formally define them.

### Definition 16.2.2 Vector Field.

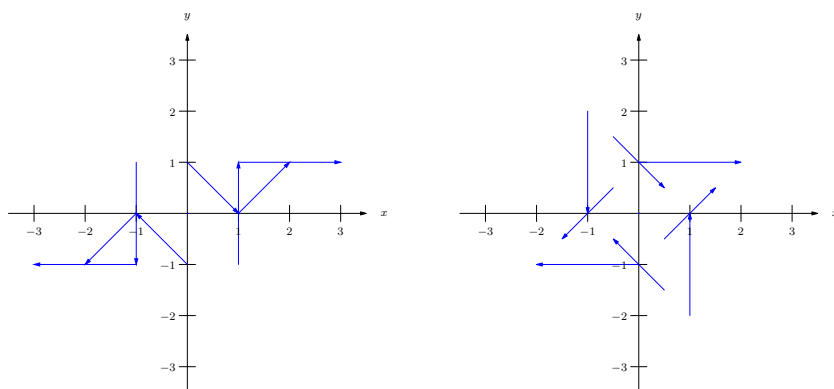
1. A *vector field in the plane* is a function  $\vec{F}(x, y)$  whose domain is a subset of  $\mathbb{R}^2$  and whose output is a two-dimensional vector:

$$\vec{F}(x, y) = \langle M(x, y), N(x, y) \rangle.$$

2. A *vector field in space* is a function  $\vec{F}(x, y, z)$  whose domain is a subset of  $\mathbb{R}^3$  and whose output is a three-dimensional vector:

$$\vec{F}(x, y, z) = \langle M(x, y, z), N(x, y, z), P(x, y, z) \rangle.$$

This definition may seem odd at first, as a special type of function is called a “field.” However, as the function determines a “field of vectors”, we can say the field is *defined* by the function, and thus the field *is* a function.



(a)

(b)

**Figure 16.2.3** Demonstrating methods of graphing vector fields

Visualizing vector fields helps cement this connection. When graphing a vector field in the plane, the general idea is to draw the vector  $\vec{F}(x, y)$  at the point  $(x, y)$ . For instance, using  $\vec{F}(x, y) = \langle x + y, x - y \rangle$  as before, at  $(1, 1)$  we would draw  $\langle 2, 0 \rangle$ .

In Figure 16.2.3(a), one can see that the vector  $\langle 2, 0 \rangle$  is drawn *starting from* the point  $(1, 1)$ . A total of 8 vectors are drawn, with the  $x$ - and  $y$ -values of  $-1, 0, 1$ . In many ways, the resulting graph is a mess; it is hard to tell what this field “looks like.”

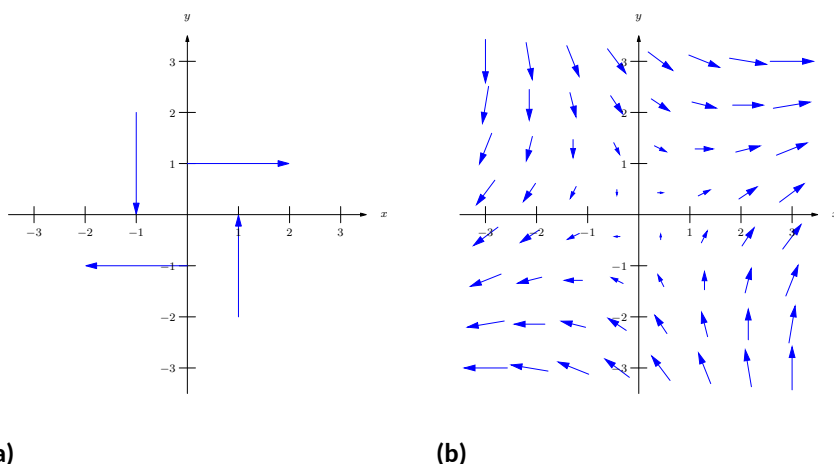


[youtu.be/watch?v=hnQqjC0cwKY](https://youtu.be/watch?v=hnQqjC0cwKY)

**Figure 16.2.1** Introducing vector fields

In Figure 16.2.3(b), the same field is redrawn with each vector  $\vec{F}(x, y)$  drawn centered on the point  $(x, y)$ . This makes for a better looking image, though the long vectors can cause confusion: when one vector intersects another, the image looks cluttered.

A common way to address this problem is limit the length of each arrow, and represent long vectors with thick arrows, as done in Figure 16.2.4(a). Usually we do not use a graph of a vector field to determine exactly the magnitude of a particular vector. Rather, we are more concerned with the relative magnitudes of vectors: which are bigger than others? Thus limiting the length of the vectors is not problematic.

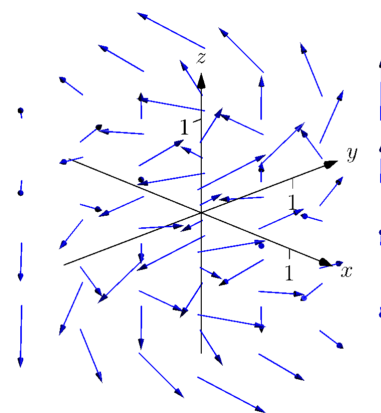


**Figure 16.2.4** Demonstrating methods of graphing vector fields

Drawing arrows with variable thickness is best done with technology; search the documentation of your favorite graphing program for terms like “vector fields” or “slope fields” to learn how. Technology obviously allows us to plot many vectors in a vector field nicely; in Figure 16.2.4(b), we see the same vector field drawn with many vectors, and finally get a clear picture of how this vector field behaves. (If this vector field represented the velocity of air moving across a flat surface, we could see that the air tends to move either to the upper-right or lower-left, and moves very slowly near the origin.)

We can similarly plot vector fields in space, as shown in Figure 16.2.5, though it is not often done. The plots get very busy very quickly, as there are lots of arrows drawn in a small amount of space. In Figure 16.2.5 the field  $\vec{F} = \langle -y, x, z \rangle$  is graphed. If one could view the graph from above, one could see the arrows point in a circle about the  $z$ -axis. One should also note how the arrows far from the origin are larger than those close to the origin.

It is good practice to try to visualize certain vector fields in one’s head. For instance, consider a point mass at the origin and the vector field that represents the gravitational force exerted by the mass at any point in the room. The field would consist of arrows pointing toward the origin, increasing in size as they near the origin (as the gravitational pull is strongest near the point mass).



**Figure 16.2.5** Graphing a vector field in space

### 16.2.1 Vector Field Notation and Del Operator

**Definition 16.2.2** defines a vector field  $\vec{F}$  using the notation

$$\vec{F}(x, y) = \langle M(x, y), N(x, y) \rangle \text{ and } \vec{F}(x, y, z) = \langle M(x, y, z), N(x, y, z), P(x, y, z) \rangle.$$

That is, the components of  $\vec{F}$  are each functions of  $x$  and  $y$  (and also  $z$  in space). As done in other contexts, we will drop the “of  $x, y$  and  $z$ ” portions of

the notation and refer to vector fields in the plane and in space as

$$\vec{F} = \langle M, N \rangle \text{ and } \vec{F} = \langle M, N, P \rangle,$$

respectively, as this shorthand is quite convenient.

Another item of notation will become useful: the “del operator.” Recall in [Section 14.3](#) how we used the symbol  $\nabla$  (pronounced “del”) to represent the gradient of a function of two variables. That is, if  $z = f(x, y)$ , then “del  $f$ ”  $= \nabla f = \langle f_x, f_y \rangle$ .

We now define  $\nabla$  to be the “del operator.” It is a vector whose components are partial derivative operations.

In the plane,  $\nabla = \left\langle \frac{\partial}{\partial x}, \frac{\partial}{\partial y} \right\rangle$ ; in space,  $\nabla = \left\langle \frac{\partial}{\partial x}, \frac{\partial}{\partial y}, \frac{\partial}{\partial z} \right\rangle$ .

With this definition of  $\nabla$ , we can better understand the gradient  $\nabla f$ . As  $f$  returns a scalar, the properties of scalar and vector multiplication gives

$$\nabla f = \left\langle \frac{\partial}{\partial x}, \frac{\partial}{\partial y} \right\rangle f = \left\langle \frac{\partial}{\partial x} f, \frac{\partial}{\partial y} f \right\rangle = \langle f_x, f_y \rangle.$$

Now apply the del operator  $\nabla$  to vector fields. Let  $\vec{F} = \langle x + \sin y, y^2 + z, x^2 \rangle$ . We can use vector operations and find the dot product of  $\nabla$  and  $\vec{F}$ :

$$\begin{aligned} \nabla \cdot \vec{F} &= \left\langle \frac{\partial}{\partial x}, \frac{\partial}{\partial y}, \frac{\partial}{\partial z} \right\rangle \cdot \langle x + \sin y, y^2 + z, x^2 \rangle \\ &= \frac{\partial}{\partial x}(x + \sin y) + \frac{\partial}{\partial y}(y^2 + z) + \frac{\partial}{\partial z}(x^2) \\ &= 1 + 2y. \end{aligned}$$

We can also compute their cross products:

$$\begin{aligned} \nabla \times \vec{F} &= \left\langle \frac{\partial}{\partial y}(x^2) - \frac{\partial}{\partial z}(y^2 + z), \frac{\partial}{\partial z}(x + \sin y) - \frac{\partial}{\partial x}(x^2), \frac{\partial}{\partial x}(y^2 + z) - \frac{\partial}{\partial y}(x + \sin y) \right\rangle \\ &= \langle -1, -2x, -\cos y \rangle. \end{aligned}$$

We do not yet know why we would want to compute the above. However, as we next learn about properties of vector fields, we will see how these dot and cross products with the del operator are quite useful.

### 16.2.2 Divergence and Curl

Two properties of vector fields will prove themselves to be very important: divergence and curl. Each is a special “derivative” of a vector field; that is, each measures an instantaneous rate of change of a vector field.

If the vector field represents the velocity of a fluid or gas, then the *divergence* of the field is a measure of the “compressibility” of the fluid. If the divergence is negative at a point, it means that the fluid is compressing: more fluid is going into the point than is going out. If the divergence is positive, it means the fluid is expanding: more fluid is going out at that point than going in. A divergence of zero means the same amount of fluid is going in as is going out. If the divergence is zero at all points, we say the field is *incompressible*.

It turns out that the proper measure of divergence is simply  $\nabla \cdot \vec{F}$ , as stated in the following definition.



[youtu.be/watch?v=L7AEW0NsyHA](https://youtu.be/watch?v=L7AEW0NsyHA)

**Figure 16.2.6** Introducing the del operator



[youtu.be/watch?v=QbkbxwicFRI](https://youtu.be/watch?v=QbkbxwicFRI)

**Figure 16.2.7** Del and the gradient



[youtu.be/watch?v=10Yh8JUGRYU](https://youtu.be/watch?v=10Yh8JUGRYU)

**Figure 16.2.8** Introducing the divergence

**Definition 16.2.9 Divergence of a Vector Field.**

The **divergence** of a vector field  $\vec{F}$  is

$$\operatorname{div} \vec{F} = \nabla \cdot \vec{F}.$$

- In the plane, with  $\vec{F} = \langle M, N \rangle$ ,  $\operatorname{div} \vec{F} = M_x + N_y$ .
- In space, with  $\vec{F} = \langle M, N, P \rangle$ ,  $\operatorname{div} \vec{F} = M_x + N_y + P_z$ .

*Curl* is a measure of the spinning action of the field. Let  $\vec{F}$  represent the flow of water over a flat surface. If a small round cork were held in place at a point in the water, would the water cause the cork to spin? No spin corresponds to zero curl; counterclockwise spin corresponds to positive curl and clockwise spin corresponds to negative curl.

In space, things are a bit more complicated. Again let  $\vec{F}$  represent the flow of water, and imagine suspending a tennis ball in one location in this flow. The water may cause the ball to spin along an axis. If so, the curl of the vector field is a *vector* (not a *scalar*, as before), parallel to the axis of rotation, following a right hand rule: when the thumb of one's right hand points in the direction of the curl, the ball will spin in the direction of the curling fingers of the hand.

In space, it turns out the proper measure of curl is  $\nabla \times \vec{F}$ , as stated in the following definition. To find the curl of a planar vector field  $\vec{F} = \langle M, N \rangle$ , embed it into space as  $\vec{F} = \langle M, N, 0 \rangle$  and apply the cross product definition. Since  $M$  and  $N$  are functions of just  $x$  and  $y$  (and not  $z$ ), all partial derivatives with respect to  $z$  become 0 and the result is simply  $\langle 0, 0, N_x - M_y \rangle$ . The third component is the measure of curl of a planar vector field.

**Definition 16.2.11 Curl of a Vector Field.**

- Let  $\vec{F} = \langle M, N \rangle$  be a vector field in the plane. The *curl* of  $\vec{F}$  is  $\operatorname{curl} \vec{F} = N_x - M_y$ .
- Let  $\vec{F} = \langle M, N, P \rangle$  be a vector field in space. The *curl* of  $\vec{F}$  is  $\operatorname{curl} \vec{F} = \nabla \times \vec{F} = \langle P_y - N_z, M_z - P_x, N_x - M_y \rangle$ .

We adopt the convention of referring to curl as  $\nabla \times \vec{F}$ , regardless of whether  $\vec{F}$  is a vector field in two or three dimensions. (Some people prefer to write  $(\nabla \times \vec{F}) \cdot \vec{k}$  in two dimensions.)

We now practice computing these quantities.

**Example 16.2.13 Computing divergence and curl of planar vector fields.**

For each of the planar vector fields given below, view its graph and try to visually determine if its divergence and curl are 0. Then compute the divergence and curl.

1.  $\vec{F} = \langle y, 0 \rangle$  (see Figure 16.2.14(a))
2.  $\vec{F} = \langle -y, x \rangle$  (see Figure 16.2.14(b))
3.  $\vec{F} = \langle x, y \rangle$  (see Figure 16.2.15(a))
4.  $\vec{F} = \langle \cos y, \sin x \rangle$  (see Figure 16.2.15(b))

**Solution.**



[youtu.be/watch?v=PMZXQDhcA2I](https://youtu.be/watch?v=PMZXQDhcA2I)

Figure 16.2.10 Introducing the curl

Note that in two dimensions, curl is a *scalar* quantity, while in three dimensions, curl is a *vector* quantity. Many authors reserve the term curl for the three-dimensional vector quantity.

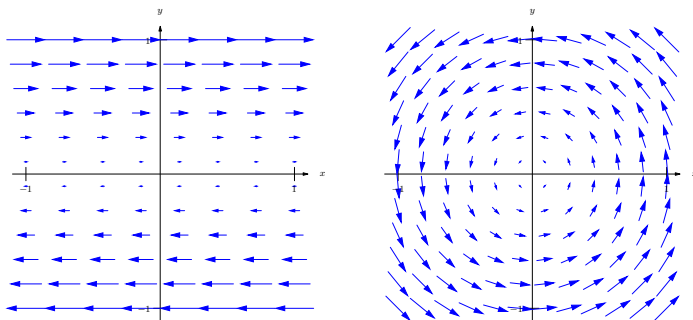


[youtu.be/watch?v=PXMWLnY21CI](https://youtu.be/watch?v=PXMWLnY21CI)

Figure 16.2.12 Interpreting the curl of a vector field

1. The arrow sizes are constant along any horizontal line, so if one were to draw a small box anywhere on the graph, it would seem that the same amount of fluid would enter the box as exit. Therefore it seems the divergence is zero; it is, as

$$\operatorname{div} \vec{F} = \nabla \cdot \vec{F} = M_x + N_y = \frac{\partial}{\partial x}(y) + \frac{\partial}{\partial y}(0) = 0.$$



(a)

(b)

**Figure 16.2.14** The vector fields in parts 1 and 2 in [Example 16.2.13](#)

At any point on the  $x$ -axis, arrows above it move to the right and arrows below it move to the left, indicating that a cork placed on the axis would spin clockwise. A cork placed anywhere above the  $x$ -axis would have water above it moving to the right faster than the water below it, also creating a clockwise spin. A clockwise spin also appears to be created at points below the  $x$ -axis. Thus it seems the curl should be negative (and not zero). Indeed, it is:

$$\operatorname{curl} \vec{F} = \nabla \times \vec{F} = N_x - M_y = \frac{\partial}{\partial x}(0) - \frac{\partial}{\partial y}(y) = -1.$$

2. It appears that all vectors that lie on a circle of radius  $r$ , centered at the origin, have the same length (and indeed this is true). That implies that the divergence should be zero: draw any box on the graph, and any fluid coming in will lie along a circle that takes the same amount of fluid out. Indeed, the divergence is zero, as

$$\operatorname{div} \vec{F} = \nabla \cdot \vec{F} = M_x + N_y = \frac{\partial}{\partial x}(-y) + \frac{\partial}{\partial y}(x) = 0.$$

Clearly this field moves objects in a circle, but would it induce a cork to spin? It appears that yes, it would: place a cork anywhere in the flow, and the point of the cork closest to the origin would feel less flow than the point on the cork farthest from the origin, which would induce a counterclockwise flow. Indeed, the curl is positive:

$$\operatorname{curl} \vec{F} = \nabla \times \vec{F} = N_x - M_y = \frac{\partial}{\partial x}(x) - \frac{\partial}{\partial y}(-y) = 1 - (-1) = 2.$$

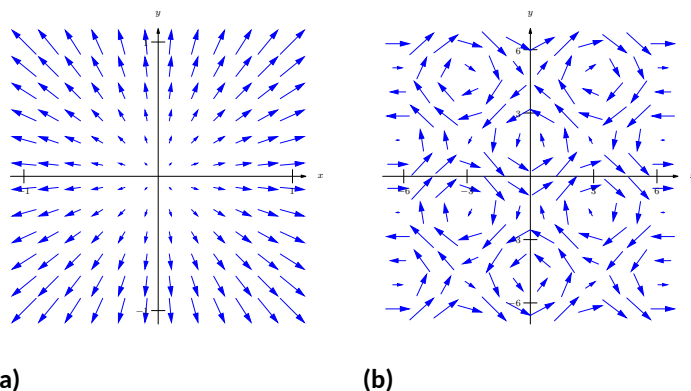
Since the curl is constant, we conclude the induced spin is the same no matter where one is in this field.

3. At the origin, there are many arrows pointing out but no arrows pointing in. We conclude that at the origin, the divergence must be positive (and not zero). If one were to draw a box anywhere in the field, the edges farther from the origin would have larger arrows passing through them than the edges close to the origin, indicating that more is going from a point than going in. This indicates a positive (and not zero) divergence. This is correct:

$$\operatorname{div} \vec{F} = \nabla \cdot \vec{F} = M_x + N_y = \frac{\partial}{\partial x}(x) + \frac{\partial}{\partial y}(y) = 1 + 1 = 2.$$

One may find this curl to be harder to determine visually than previous examples. One might note that any arrow that induces a clockwise spin on a cork will have an equally sized arrow inducing a counterclockwise spin on the other side, indicating no spin and no curl. This is correct, as

$$\operatorname{curl} \vec{F} = \nabla \times \vec{F} = N_x - M_y = \frac{\partial}{\partial x}(y) - \frac{\partial}{\partial y}(x) = 0.$$



**Figure 16.2.15** The vector fields in parts 3 and 4 in [Example 16.2.13](#)

4. One might find this divergence hard to determine visually as large arrows appear in close proximity to small arrows, each pointing in different directions. Instead of trying to rationalize a guess, we compute the divergence:

$$\operatorname{div} \vec{F} = \nabla \cdot \vec{F} = M_x + N_y = \frac{\partial}{\partial x}(\cos y) + \frac{\partial}{\partial y}(\sin x) = 0.$$

Perhaps surprisingly, the divergence is 0. With all the loops of different directions in the field, one is apt to reason the curl is variable. Indeed, it is:

$$\operatorname{curl} \vec{F} = \nabla \times \vec{F} = N_x - M_y = \frac{\partial}{\partial x}(\sin x) - \frac{\partial}{\partial y}(\cos y) = \cos x + \sin y.$$

Depending on the values of  $x$  and  $y$ , the curl may be positive, negative, or zero.



**Example 16.2.16** Computing divergence and curl of vector fields in space.

Compute the divergence and curl of each of the following vector fields.

1.  $\vec{F} = \langle x^2 + y + z, -x - z, x + y \rangle$

2.  $\vec{F} = \langle e^{xy}, \sin(x + z), x^2 + y \rangle$

**Solution.** We compute the divergence and curl of each field following the definitions.

1.

$$\operatorname{div} \vec{F} = \nabla \cdot \vec{F} = M_x + N_y + P_z = 2x + 0 + 0 = 2x$$

$$\begin{aligned} \operatorname{curl} \vec{F} &= \nabla \times \vec{F} = \langle P_y - N_z, M_z - P_x, N_x - M_y \rangle \\ &= \langle 1 - (-1), 1 - 1, -1 - (1) \rangle = \langle 2, 0, -2 \rangle. \end{aligned}$$

For this particular field, no matter the location in space, a spin is induced with axis parallel to  $\langle 2, 0, -2 \rangle$ .

2.

$$\operatorname{div} \vec{F} = \nabla \cdot \vec{F} = M_x + N_y + P_z = ye^{xy} + 0 + 0 = ye^{xy}$$

$$\begin{aligned} \operatorname{curl} \vec{F} &= \nabla \times \vec{F} = \langle P_y - N_z, M_z - P_x, N_x - M_y \rangle \\ &= \langle 1 - \cos(x + z), -2x, \cos(x + z) - xe^{xy} \rangle \end{aligned}$$

**Example 16.2.18** Creating a field representing gravitational force.

The force of gravity between two objects is inversely proportional to the square of the distance between the objects. Locate a point mass at the origin. Create a vector field  $\vec{F}$  that represents the gravitational pull of the point mass at any point  $(x, y, z)$ . Find the divergence and curl of this field.

**Solution.** The point mass pulls toward the origin, so at  $(x, y, z)$ , the force will pull in the direction of  $\langle -x, -y, -z \rangle$ . To get the proper magnitude, it will be useful to find the unit vector in this direction. Dividing by its magnitude, we have

$$\vec{u} = \left\langle \frac{-x}{\sqrt{x^2 + y^2 + z^2}}, \frac{-y}{\sqrt{x^2 + y^2 + z^2}}, \frac{-z}{\sqrt{x^2 + y^2 + z^2}} \right\rangle.$$

The magnitude of the force is inversely proportional to the square of the distance between the two points. Letting  $k$  be the constant of proportionality, we have the magnitude as  $\frac{k}{x^2 + y^2 + z^2}$ . Multiplying this magnitude by the unit vector above, we have the desired vector field:

$$\vec{F} = \left\langle \frac{-kx}{(x^2 + y^2 + z^2)^{3/2}}, \frac{-ky}{(x^2 + y^2 + z^2)^{3/2}}, \frac{-kz}{(x^2 + y^2 + z^2)^{3/2}} \right\rangle.$$

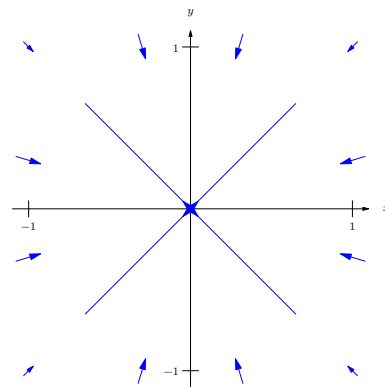
We leave it to the reader to confirm that  $\operatorname{div} \vec{F} = 0$  and  $\operatorname{curl} \vec{F} = \vec{0}$ .

The analogous planar vector field is given in Figure 16.2.19. Note how all arrows point to the origin, and the magnitude gets very small when “far” from the origin.



[youtu.be/watch?v=\\_QPgbwG\\_SHw](https://youtu.be/watch?v=_QPgbwG_SHw)

**Figure 16.2.17** Further examples with divergence



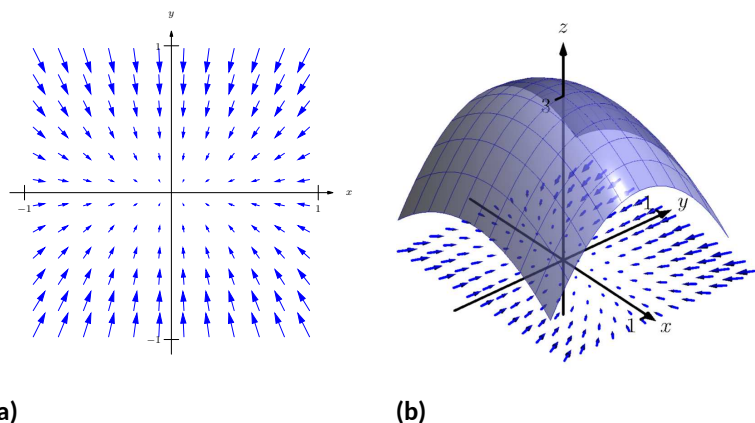
**Figure 16.2.19** A vector field representing a planar gravitational force

A function  $f(x, y)$  naturally induces a vector field,  $\vec{F} = \nabla f = \langle f_x, f_y \rangle$ . Given what we learned of the gradient in [Section 14.3](#), we know that the vectors of  $\vec{F}$  point in the direction of greatest increase of  $f$ . Because of this,  $f$  is said to be the *potential function* of  $\vec{F}$ . Vector fields that are the gradient of potential functions will play an important role in the next section.

**Example 16.2.20** A vector field that is the gradient of a potential function.

Let  $f(x, y) = 3 - x^2 - 2y^2$  and let  $\vec{F} = \nabla f$ . Graph  $\vec{F}$ , and find the divergence and curl of  $\vec{F}$ .

**Solution.** Given  $f$ , we find  $\vec{F} = \nabla f = \langle -2x, -4y \rangle$ . A graph of  $\vec{F}$  is given in [Figure 16.2.21\(a\)](#). In [Figure 16.2.21\(b\)](#), the vector field is given along with a graph of the surface itself; one can see how each vector is pointing in the direction of “steepest uphill”, which, in this case, is not simply just “toward the origin.”



**Figure 16.2.21** A graph of a function  $f(x, y)$  and the vector field  $\vec{F} = \nabla f$  in [Example 16.2.20](#)

We leave it to the reader to confirm that  $\text{div } \vec{F} = -6$  and  $\text{curl } \vec{F} = 0$ .

There are some important concepts visited in this section that will be revisited in subsequent sections and again at the very end of this chapter. One is: given a vector field  $\vec{F}$ , both  $\text{div } \vec{F}$  and  $\text{curl } \vec{F}$  are measures of rates of change of  $\vec{F}$ . The divergence measures how much the field spreads (diverges) at a point, and the curl measures how much the field twists (curls) at a point. Another important concept is this: given  $z = f(x, y)$ , the gradient  $\nabla f$  is also a measure of a rate of change of  $f$ . We will see how the integrals of these rates of change produce meaningful results.

This section introduces the concept of a vector field. The next section “applies calculus” to vector fields. A common application is this: let  $\vec{F}$  be a vector field representing a force (hence it is called a “force field,” though this name has a decidedly comic-book feel) and let a particle move along a curve  $C$  under the influence of this force. What work is performed by the field on this particle? The solution lies in correctly applying the concepts of line integrals in the context of vector fields.

### 16.2.3 Exercises

#### Terms and Concepts

1. Give two quantities that can be represented by a vector field in the plane or in space.
2. In your own words, describe what it means for a vector field to have a negative divergence at a point.
3. In your own words, describe what it means for a vector field to have a negative curl at a point.
4. The divergence of a vector field  $\vec{F}$  at a particular point is 0. Does this mean that  $\vec{F}$  is incompressible? Why/why not?

#### Problems

**Exercise Group.** In the following exercises, sketch the given vector field over the rectangle with opposite corners  $(-2, -2)$  and  $(2, 2)$ , sketching one vector for every point with integer coordinates (i.e., at  $(0, 0)$ ,  $(1, 2)$ , etc.).

5.  $\vec{F} = \langle x, 0 \rangle$

6.  $\vec{F} = \langle 0, x \rangle$

7.  $\vec{F} = \langle 1, -1 \rangle$

8.  $\vec{F} = \langle y^2, 1 \rangle$

**Exercise Group.** In the following exercises, find the divergence and curl of the given vector field.

9.  $\vec{F} = \langle x, y^2 \rangle$

10.  $\vec{F} = \langle -y^2, x \rangle$

11.  $\vec{F} = \langle \cos(xy), \sin(xy) \rangle$

12.  $\vec{F} = \left\langle \frac{-2x}{(x^2 + y^2)^2}, \frac{-2y}{(x^2 + y^2)^2} \right\rangle$

13.  $\vec{F} = \langle x + y, y + z, x + z \rangle$

14.  $\vec{F} = \langle x^2 + z^2, x^2 + y^2, y^2 + z^2 \rangle$

15.  $\vec{F} = \nabla f$ , where  $f(x, y) = \frac{1}{2}x^2 + \frac{1}{3}y^3$ .

16.  $\vec{F} = \nabla f$ , where  $f(x, y) = x^2y$ .

17.  $\vec{F} = \nabla f$ , where  $f(x, y, z) = x^2y + \sin z$ .

18.  $\vec{F} = \nabla f$ , where  $f(x, y, z) = \frac{1}{x^2 + y^2 + z^2}$ .

## 16.3 Line Integrals over Vector Fields

Suppose a particle moves along a curve  $C$  under the influence of an electromagnetic force described by a vector field  $\vec{F}$ . Since a force is inducing motion, work is performed. How can we calculate how much work is performed?

Recall that when moving in a straight line, if  $\vec{F}$  represents a constant force and  $\vec{d}$  represents the direction and length of travel, then work is simply  $W = \vec{F} \cdot \vec{d}$ . However, we generally want to be able to calculate work even if  $\vec{F}$  is not constant and  $C$  is not a straight line.

As we have practiced many times before, we can calculate work by first approximating, then refining our approximation through a limit that leads to integration.

Assume as we did in Section 16.1 that  $C$  can be parametrized by the arc length parameter  $s$ . Over a short piece of the curve with length  $ds$ , the curve is approximately straight and our force is approximately constant. The straight-line direction of this short length of curve is given by  $\vec{T}$ , the unit tangent vector; let  $\vec{d} = \vec{T} ds$ , which gives the direction and magnitude of a small section of  $C$ . Thus work over this small section of  $C$  is  $\vec{F} \cdot \vec{d} = \vec{F} \cdot \vec{T} ds$ .

Summing up all the work over these small segments gives an approximation of the work performed. By taking the limit as  $ds$  goes to zero, and hence the number of segments approaches infinity, we can obtain the exact amount of work. Following the logic presented at the beginning of this chapter in the Integration Review, we see that

$$W = \int_C \vec{F} \cdot \vec{T} ds,$$

a line integral.

This line integral is beautiful in its simplicity, yet is not so useful in making actual computations (largely because the arc length parameter is so difficult to work with). To compute actual work, we need to parametrize  $C$  with another parameter  $t$  via a vector-valued function  $\vec{r}(t)$ . As stated in Section 16.1,  $ds = \|\vec{r}'(t)\| dt$ , and recall that  $\vec{T} = \vec{r}'(t) / \|\vec{r}'(t)\|$ . Thus

$$\begin{aligned} W &= \int_C \vec{F} \cdot \vec{T} ds = \int_C \vec{F} \cdot \frac{\vec{r}'(t)}{\|\vec{r}'(t)\|} \|\vec{r}'(t)\| dt \\ &= \int_C \vec{F} \cdot \vec{r}'(t) dt = \int_C \vec{F} \cdot d\vec{r}, \end{aligned} \quad (16.3.1)$$

where the final integral uses the differential  $d\vec{r}$  for  $\vec{r}'(t) dt$ .

### 16.3.1 Evaluating Line Integrals over Vector Fields

These integrals are known as *line integrals over vector fields*. By contrast, the line integrals we dealt with in Section 16.1 are sometimes referred to as *line integrals over scalar fields*. Just as a vector field is defined by a function that returns a vector, a scalar field is a function that returns a scalar, such as  $z = f(x, y)$ . We waited until now to introduce this terminology so we could contrast the concept with vector fields.

We formally define this line integral, then give examples and applications.

#### Definition 16.3.2 Line Integral Over A Vector Field.

Let  $\vec{F}$  be a vector field with continuous components defined on a smooth curve  $C$ , parametrized by  $\vec{r}(t)$ , and let  $\vec{T}$  be the unit tangent vector of



[youtu.be/watch?v=enmr8HI2iFE](https://youtu.be/watch?v=enmr8HI2iFE)

Figure 16.3.1 Line integrals of scalar fields, revisited

$\vec{r}(t)$ . The **line integral** over  $\vec{F}$  along  $C$  is

$$\int_C \vec{F} \cdot d\vec{r} = \int_C \vec{F} \cdot \vec{T} \, ds.$$

In [Definition 16.3.2](#), note how the dot product  $\vec{F} \cdot \vec{T}$  is just a scalar. Therefore, this new line integral is really just a special kind of line integral found in [Section 16.1](#); letting  $f(s) = \vec{F}(s) \cdot \vec{T}(s)$ , the right-hand side simply becomes  $\int_C f(s) \, ds$ , and we can use the techniques of that section to evaluate the integral. We combine those techniques, along with parts of [Equation \(16.3.1\)](#), to clearly state how to evaluate a line integral over a vector field in the following Key Idea.

#### Key Idea 16.3.4 Evaluating a Line Integral Over A Vector Field.

Let  $\vec{F}$  be a vector field with continuous components defined on a smooth curve  $C$ , parametrized by  $\vec{r}(t)$ ,  $a \leq t \leq b$ , where  $\vec{r}$  is continuously differentiable. Then

$$\int_C \vec{F} \cdot \vec{T} \, ds = \int_C \vec{F} \cdot d\vec{r} = \int_a^b \vec{F}(\vec{r}(t)) \cdot \vec{r}'(t) \, dt.$$

An important concept implicit in this Key Idea: we can use any continuously differentiable parametrization  $\vec{r}(t)$  of  $C$  that preserves the orientation of  $C$ : there isn't a "right" one. In practice, choose one that seems easy to work with.

**Notation note:** the above Definition and Key Idea implicitly evaluate  $\vec{F}$  along the curve  $C$ , which is parametrized by  $\vec{r}(t)$ . For instance, if  $\vec{F} = \langle x + y, x - y \rangle$  and  $\vec{r}(t) = \langle t^2, \cos t \rangle$ , then evaluating  $\vec{F}$  along  $C$  means substituting the  $x$ - and  $y$ -components of  $\vec{r}(t)$  in for  $x$  and  $y$ , respectively, in  $\vec{F}$ . Therefore, along  $C$ ,  $\vec{F} = \langle x + y, x - y \rangle = \langle t^2 + \cos t, t^2 - \cos t \rangle$ . Since we are substituting the output of  $\vec{r}(t)$  for the input of  $\vec{F}$ , we write this as  $\vec{F}(\vec{r}(t))$ . This is a slight abuse of notation as technically the input of  $\vec{F}$  is to be a point, not a vector, but this shorthand is useful.

We use an example to practice evaluating line integrals over vector fields.

#### Example 16.3.5 Evaluating a line integral over a vector field: computing work.

Two particles move from  $(0, 0)$  to  $(1, 1)$  under the influence of the force field  $\vec{F} = \langle x, x + y \rangle$ . One particle follows  $C_1$ , the line  $y = x$ ; the other follows  $C_2$ , the curve  $y = x^4$ , as shown in [Figure 16.3.6](#). Force is measured in newtons and distance is measured in meters. Find the work performed by each particle.

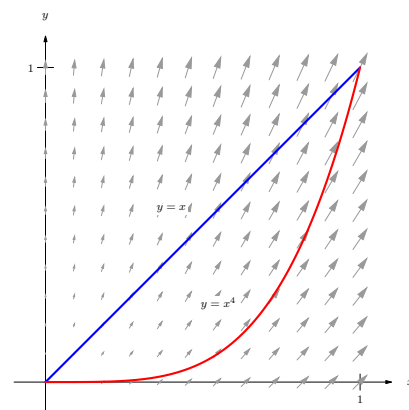
**Solution.** To compute work, we need to parametrize each path. We use  $\vec{r}_1(t) = \langle t, t \rangle$  to parametrize  $y = x$ , and let  $\vec{r}_2(t) = \langle t, t^4 \rangle$  parametrize  $y = x^4$ ; for each,  $0 \leq t \leq 1$ . Along the straight-line path,  $\vec{F}(\vec{r}_1(t)) = \langle x, x + y \rangle = \langle t, t + t \rangle = \langle t, 2t \rangle$ . We find  $\vec{r}_1'(t) = \langle 1, 1 \rangle$ . The integral that computes work is:

$$\int_{C_1} \vec{F} \cdot d\vec{r} = \int_0^1 \langle t, 2t \rangle \cdot \langle 1, 1 \rangle \, dt$$



[youtu.be/watch?v=fwTHe\\_y3T1c](https://youtu.be/watch?v=fwTHe_y3T1c)

**Figure 16.3.3** Introducing line integrals of vector fields



**Figure 16.3.6** Paths through a vector field in [Example 16.3.5](#)

$$\begin{aligned}
 &= \int_0^1 3t \, dt \\
 &= \frac{3}{2} t^2 \Big|_0^1 = 1.5 \text{ joules} .
 \end{aligned}$$

Along the curve  $y = x^4$ ,  $\vec{F}(\vec{r}_2(t)) = \langle x, x + y \rangle = \langle t, t + t^4 \rangle$ . We find  $\vec{r}_2'(t) = \langle 1, 4t^3 \rangle$ . The work performed along this path is

$$\begin{aligned}
 \int_{C_2} \vec{F} \cdot d\vec{r} &= \int_0^1 \langle t, t + t^4 \rangle \cdot \langle 1, 4t^3 \rangle \, dt \\
 &= \int_0^1 (t + 4t^4 + 4t^7) \, dt \\
 &= \left( \frac{1}{2} t^2 + \frac{4}{5} t^5 + \frac{1}{2} t^8 \right) \Big|_0^1 = 1.8 \text{ joules} .
 \end{aligned}$$

Note how differing amounts of work are performed along the different paths. This should not be too surprising: the force is variable, one path is longer than the other, etc.

**Example 16.3.7 Evaluating a line integral over a vector field: computing work.**

Two particles move from  $(-1, 1)$  to  $(1, 1)$  under the influence of a force field  $\vec{F} = \langle y, x \rangle$ . One moves along the curve  $C_1$ , the parabola defined by  $y = 2x^2 - 1$ . The other particle moves along the curve  $C_2$ , the bottom half of the circle defined by  $x^2 + (y - 1)^2 = 1$ , as shown in Figure 16.3.8. Force is measured in pounds and distances are measured in feet. Find the work performed by moving each particle along its path.

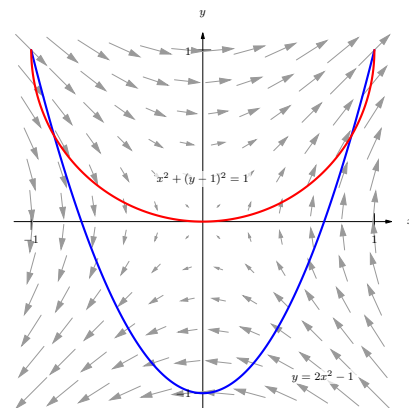
**Solution.** We start by parametrizing  $C_1$ : the parametrization  $\vec{r}_1(t) = \langle t, 2t^2 - 1 \rangle$  is straightforward, giving  $\vec{r}_1'(t) = \langle 1, 4t \rangle$ . On  $C_1$ ,  $\vec{F}(\vec{r}_1(t)) = \langle y, x \rangle = \langle 2t^2 - 1, t \rangle$ .

Computing the work along  $C_1$ , we have:

$$\begin{aligned}
 \int_{C_1} \vec{F} \cdot d\vec{r}_1 &= \int_{-1}^1 \langle 2t^2 - 1, t \rangle \cdot \langle 1, 4t \rangle \, dt \\
 &= \int_{-1}^1 (2t^2 - 1 + 4t^2) \, dt = 2 \text{ ft-lbs} .
 \end{aligned}$$

For  $C_2$ , it is probably simplest to parametrize the half circle using sine and cosine. Recall that  $\vec{r}(t) = \langle \cos t, \sin t \rangle$  is a parametrization of the unit circle on  $0 \leq t \leq 2\pi$ ; we add 1 to the second component to shift the circle up one unit, then restrict the domain to  $\pi \leq t \leq 2\pi$  to obtain only the lower half, giving  $\vec{r}_2(t) = \langle \cos t, \sin t + 1 \rangle$ ,  $\pi \leq t \leq 2\pi$ , and hence  $\vec{r}_2'(t) = \langle -\sin t, \cos t \rangle$  and  $\vec{F}(\vec{r}_2(t)) = \langle y, x \rangle = \langle \sin t + 1, \cos t \rangle$ . Computing the work along  $C_2$ , we have:

$$\begin{aligned}
 \int_{C_2} \vec{F} \cdot d\vec{r}_2 &= \int_{\pi}^{2\pi} \langle \sin t + 1, \cos t \rangle \cdot \langle -\sin t, \cos t \rangle \, dt \\
 &= \int_{\pi}^{2\pi} (-\sin^2 t - \sin t + \cos^2 t) \, dt = 2 \text{ ft-lbs} .
 \end{aligned}$$



**Figure 16.3.8** Paths through a vector field in Example 16.3.7

Note how the work along  $C_1$  and  $C_2$  in this example is the same. We'll address why later in this section when *conservative fields* and *path independence* are discussed.

### 16.3.2 Properties of Line Integrals Over Vector Fields

Line integrals over vector fields share the same properties as line integrals over scalar fields, with one important distinction. The orientation of the curve  $C$  matters with line integrals over vector fields, whereas it did not matter with line integrals over scalar fields.

It is relatively easy to see why. Let  $C$  be the unit circle. The area under a surface over  $C$  is the same whether we traverse the circle in a clockwise or counterclockwise fashion, hence the line integral over a scalar field on  $C$  is the same irrespective of orientation. On the other hand, if we are computing work done by a force field, direction of travel definitely matters. Opposite directions create opposite signs when computing dot products, so traversing the circle in opposite directions will create line integrals that differ by a factor of  $-1$ .

#### Theorem 16.3.10 Properties of Line Integrals Over Vector Fields.

1. Let  $\vec{F}$  and  $\vec{G}$  be vector fields with continuous components defined on a smooth curve  $C$ , parametrized by  $\vec{r}(t)$ , and let  $k_1$  and  $k_2$  be scalars. Then

$$\int_C (k_1 \vec{F} + k_2 \vec{G}) \cdot d\vec{r} = k_1 \int_C \vec{F} \cdot d\vec{r} + k_2 \int_C \vec{G} \cdot d\vec{r}.$$

2. Let  $C$  be piecewise smooth, composed of smooth components  $C_1$  and  $C_2$ . Then

$$\int_C \vec{F} \cdot d\vec{r} = \int_{C_1} \vec{F} \cdot d\vec{r} + \int_{C_2} \vec{F} \cdot d\vec{r}.$$

3. Let  $C^*$  be the curve  $C$  with opposite orientation, parametrized by  $\vec{r}^*$ . Then

$$\int_C \vec{F} \cdot d\vec{r} = - \int_{C^*} \vec{F} \cdot d\vec{r}^*.$$

We demonstrate using these properties in the following example.

#### Example 16.3.12 Using properties of line integrals over vector fields.

Let  $\vec{F} = \langle 3(y - 1/2), 1 \rangle$  and let  $C$  be the path that starts at  $(0, 0)$ , goes to  $(1, 1)$  along the curve  $y = x^3$ , then returns to  $(0, 0)$  along the line  $y = x$ , as shown in Figure 16.3.13. Evaluate  $\oint_C \vec{F} \cdot d\vec{r}$ .

**Solution.** As  $C$  is piecewise smooth, we break it into two components  $C_1$  and  $C_2$ , where  $C_1$  follows the curve  $y = x^3$  and  $C_2$  follows the curve  $y = x$ .

We parametrize  $C_1$  with  $\vec{r}_1(t) = \langle t, t^3 \rangle$  on  $0 \leq t \leq 1$ , with  $\vec{r}'_1(t) = \langle 1, 3t^2 \rangle$ . We will use  $\vec{F}(\vec{r}_1(t)) = \langle 3(t^3 - 1/2), 1 \rangle$ .

While we always have unlimited ways in which to parametrize a curve, there are 2 “direct” methods to choose from when parametrizing  $C_2$ .



[youtu.be/watch?v=JeElaKjbnJo](https://youtu.be/watch?v=JeElaKjbnJo)

Figure 16.3.9 Reivew of terminology for curves



[youtu.be/watch?v=wckZyVj20sl](https://youtu.be/watch?v=wckZyVj20sl)

Figure 16.3.11 Properties of line integrals

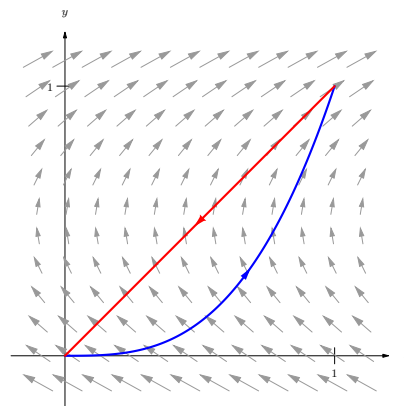


Figure 16.3.13 The vector field and curve in Example 16.3.12

The parametrization  $\vec{r}_2(t) = \langle t, t \rangle$ ,  $0 \leq t \leq 1$  traces the correct line segment but with the wrong orientation. Using Property 3 of [Theorem 16.3.10](#), we can use this parametrization and negate the result.

Another choice is to use the techniques of [Section 12.5](#) to create the line with the orientation we desire. We wish to start at  $(1, 1)$  and travel in the  $\vec{d} = \langle -1, -1 \rangle$  direction for one length of  $\vec{d}$ , giving equation  $\vec{\ell}(t) = \langle 1, 1 \rangle + t \langle -1, -1 \rangle = \langle 1 - t, 1 - t \rangle$  on  $0 \leq t \leq 1$ .

Either choice is fine; we choose  $\vec{r}_2(t)$  to practice using line integral properties. We find  $\vec{r}'_2(t) = \langle 1, 1 \rangle$  and  $\vec{F}(\vec{r}_2(t)) = \langle 3(t - 1/2), 1 \rangle$ .

Evaluating the line integral (note how we subtract the integral over  $C_2$  as the orientation of  $\vec{r}_2(t)$  is opposite):

$$\begin{aligned} \oint_C \vec{F} \cdot d\vec{r} &= \int_{C_1} \vec{F} \cdot d\vec{r}_1 - \int_{C_2} \vec{F} \cdot d\vec{r}_2 \\ &= \int_0^1 \langle 3(t^3 - 1/2), 1 \rangle \cdot \langle 1, 3t^2 \rangle dt - \int_0^1 \langle 3(t - 1/2), 1 \rangle \cdot \langle 1, 1 \rangle dt \\ &= \int_0^1 (3t^3 + 3t^2 - 3/2) dt - \int_0^1 (3t - 1/2) dt \\ &= (1/4) - (1) \\ &= -3/4. \end{aligned}$$

If we interpret this integral as computing work, the negative work implies that the motion is mostly *against* the direction of the force, which seems plausible when we look at [Figure 16.3.13](#).

### Example 16.3.15 Evaluating a line integral over a vector field in space.

Let  $\vec{F} = \langle -y, x, 1 \rangle$ , and let  $C$  be the portion of the helix given by  $\vec{r}(t) = \langle \cos t, \sin t, t/(2\pi) \rangle$  on  $[0, 2\pi]$ , as shown in [Figure 16.3.16](#). Evaluate  $\int_C \vec{F} \cdot d\vec{r}$ .

**Solution.** A parametrization is already given for  $C$ , so we just need to find  $\vec{F}(\vec{r}(t))$  and  $\vec{r}'(t)$ .

We have  $\vec{F}(\vec{r}(t)) = \langle -\sin t, \cos t, 1 \rangle$  and  $\vec{r}'(t) = \langle -\sin t, \cos t, 1/(2\pi) \rangle$ . Thus

$$\begin{aligned} \int_C \vec{F} \cdot d\vec{r} &= \int_0^{2\pi} \langle -\sin t, \cos t, 1 \rangle \cdot \langle -\sin t, \cos t, 1/(2\pi) \rangle dt \\ &= \int_0^{2\pi} \left( \sin^2 t + \cos^2 t + \frac{1}{2\pi} \right) dt \\ &= 2\pi + 1 \approx 7.28 \end{aligned}$$

## 16.3.3 The Fundamental Theorem of Line Integrals

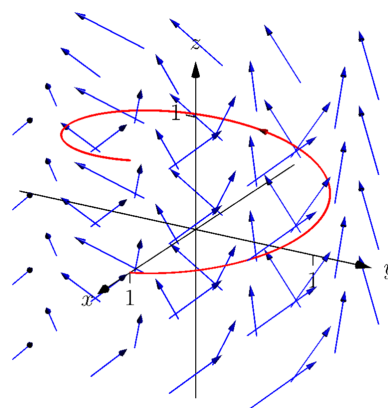
We are preparing to make important statements about the value of certain line integrals over special vector fields. Before we can do that, we need to define some terms that describe the domains over which a vector field is defined.

A region in the plane is *connected* if any two points in the region can be joined by a piecewise smooth curve that lies entirely in the region. In [Figure 16.3.19](#), sets  $R_1$  and  $R_2$  are connected; set  $R_3$  is not connected, though it is composed



[youtu.be/watch?v=iOweAD63oCE](https://youtu.be/watch?v=iOweAD63oCE)

**Figure 16.3.14** Computing a line integral over a piecewise smooth curve



**Figure 16.3.16** The graph of  $\vec{r}(t)$  in [Example 16.3.15](#)



[youtu.be/watch?v=NBkXSN614hU](https://youtu.be/watch?v=NBkXSN614hU)

**Figure 16.3.17** Evaluating a line integral presented in differential form



[youtu.be/watch?v=14LOByUGRXA](https://youtu.be/watch?v=14LOByUGRXA)

**Figure 16.3.18** Introducing the Fundamental Theorem of Line Integrals

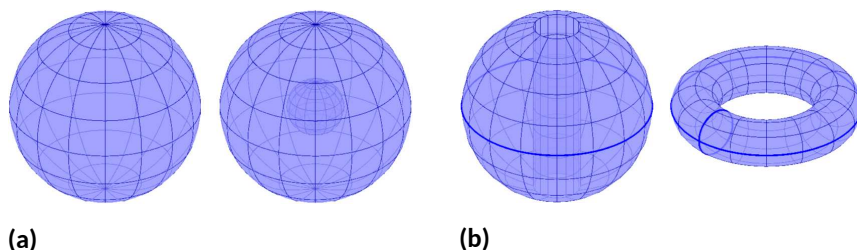


of two connected subregions.

A region is *simply connected* if every simple closed curve that lies entirely in the region can be continuously deformed (shrunk) to a single point without leaving the region. (A curve is *simple* if it does not cross itself.) In Figure 16.3.19, only set  $R_1$  is simply connected. Region  $R_2$  is not simply connected as any closed curve that goes around the “hole” in  $R_2$  cannot be continuously shrunk to a single point. As  $R_3$  is not even connected, it cannot be simply connected, though again it consists of two simply connected subregions.

We have applied these terms to regions of the plane, but they can be extended intuitively to domains in space (and hyperspace). In Figure 16.3.20(a), the domain bounded by the sphere (at left) and the domain with a subsphere removed (at right) are both simply connected. Any simple closed path that lies entirely within these domains can be continuously deformed into a single point. In Figure 16.3.20(b), neither domain is simply connected. A left, the ball has a hole that extends its length and the pictured closed path cannot be deformed to a point. At right, two paths are illustrated on the torus that cannot be shrunk to a point.

We will use the terms connected and simply connected in subsequent definitions and theorems.



**Figure 16.3.20** The domains in (a) are simply connected, while the domains in (b) are not

Recall how in Example 16.3.7 particles moved from  $A = (-1, 1)$  to  $B = (1, 1)$  along two different paths, wherein the same amount of work was performed along each path. It turns out that regardless of the choice of path from  $A$  to  $B$ , the amount of work performed under the field  $\vec{F} = \langle y, x \rangle$  is the same. Since our expectation is that differing amounts of work are performed along different paths, we give such special fields a name.

**Definition 16.3.21 Conservative Field, Path Independent.**

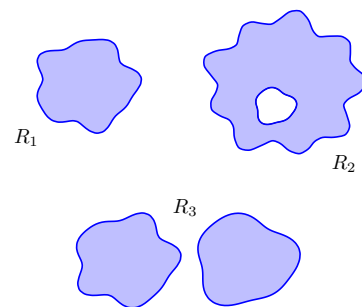
Let  $\vec{F}$  be a vector field defined on an open, connected domain  $D$  in the plane or in space containing points  $A$  and  $B$ . If the line integral  $\int_C \vec{F} \cdot d\vec{r}$  has the same value for all choices of paths  $C$  starting at  $A$  and ending at  $B$ , then

- $\vec{F}$  is a *conservative field* and
- The line integral  $\int_C \vec{F} \cdot d\vec{r}$  is *path independent* and can be written as

$$\int_C \vec{F} \cdot d\vec{r} = \int_A^B \vec{F} \cdot d\vec{r}.$$

When  $\vec{F}$  is a conservative field, the line integral from points  $A$  to  $B$  is sometimes written as  $\int_A^B \vec{F} \cdot d\vec{r}$  to emphasize the independence of its value from the choice of path; all that matters are the beginning and ending points of the path.

How can we tell if a field is conservative? To show a field  $\vec{F}$  is conservative



**Figure 16.3.19**  $R_1$  is simply connected;  $R_2$  is connected, but not simply connected;  $R_3$  is not connected

using the definition, we need to show that *all* line integrals from points  $A$  to  $B$  have the same value. It is equivalent to show that *all* line integrals over closed paths  $C$  are 0. Each of these tasks are generally nontrivial.

There is a simpler method. Consider the surface defined by  $z = f(x, y) = xy$ . We can compute the gradient of this function:  $\nabla f = \langle f_x, f_y \rangle = \langle y, x \rangle$ . Note that this is the field from [Example 16.3.7](#), which we have claimed is conservative. We will soon give a theorem that states that a field  $\vec{F}$  is conservative if, and only if, it is the gradient of some scalar function  $f$ . To show  $\vec{F}$  is conservative, we need to determine whether or not  $\vec{F} = \nabla f$  for some function  $f$ . (We'll later see that there is a yet simpler method). To recognize the special relationship between  $\vec{F}$  and  $f$  in this situation,  $f$  is given a name.

**Definition 16.3.22 Potential Function.**

Let  $f$  be a differentiable function defined on a domain  $D$  in the plane or in space (i.e.,  $z = f(x, y)$  or  $w = f(x, y, z)$ ) and let  $\vec{F} = \nabla f$ , the gradient of  $f$ . Then  $f$  is a **potential function** of  $\vec{F}$ .

We now state the Fundamental Theorem of Line Integrals, which connects conservative fields and path independence to fields with potential functions.

**Theorem 16.3.23 Fundamental Theorem of Line Integrals.**

Let  $\vec{F}$  be a vector field whose components are continuous on a connected domain  $D$  in the plane or in space, let  $A$  and  $B$  be any points in  $D$ , and let  $C$  be any path in  $D$  starting at  $A$  and ending at  $B$ .

1.  $\vec{F}$  is conservative if and only if there exists a differentiable function  $f$  such that  $\vec{F} = \nabla f$ .
2. If  $\vec{F}$  is conservative, then

$$\int_C \vec{F} \cdot d\vec{r} = \int_A^B \vec{F} \cdot d\vec{r} = f(B) - f(A).$$

Once again considering [Example 16.3.7](#), we have  $A = (-1, 1)$ ,  $B = (1, 1)$  and  $\vec{F} = \langle y, x \rangle$ . In that example, we evaluated two line integrals from  $A$  to  $B$  and found the value of each was 2. Note that  $f(x, y) = xy$  is a potential function for  $\vec{F}$ . Following the Fundamental Theorem of Line Integrals, consider  $f(B) - f(A)$ :

$$f(B) - f(A) = f(1, 1) - f(-1, 1) = 1 - (-1) = 2,$$

the same value given by the line integrals.

We practice using this theorem again in the next example.

**Example 16.3.24 Using the Fundamental Theorem of Line Integrals.**

Let  $\vec{F} = \langle 3x^2y + 2x, x^3 + 1 \rangle$ ,  $A = (0, 1)$  and  $B = (1, 4)$ . Use the first part of the Fundamental Theorem of Line Integrals to show that  $\vec{F}$  is conservative, then choose any path from  $A$  to  $B$  and confirm the second part of the theorem.

**Solution.** To show  $\vec{F}$  is conservative, we need to find  $z = f(x, y)$  such that  $\vec{F} = \nabla f = \langle f_x, f_y \rangle$ . That is, we need to find  $f$  such that  $f_x = 3x^2y + 2x$  and  $f_y = x^3 + 1$ . As all we know about  $f$  are its partial

derivatives, we recover  $f$  by integration:

$$\int \frac{\partial f}{\partial x} dx = f(x, y) + C(y).$$

Note how the constant of integration is more than “just a constant”: it is anything that acts as a constant when taking a derivative with respect to  $x$ . Any function that is a function of  $y$  (containing no  $x$ ’s) acts as a constant when deriving with respect to  $x$ .

Integrating  $f_x$  in this example gives:

$$\int \frac{\partial f}{\partial x} dx = \int (3x^2y + 2x) dx = x^3y + x^2 + C_1(y).$$

Likewise, integrating  $f_y$  with respect to  $y$  gives:

$$\int \frac{\partial f}{\partial y} dy = \int (x^3 + 1) dy = x^3y + y + C_2(x).$$

These two results should be equal with appropriate choices of  $C_1(y)$  and  $C_2(x)$ :

$$x^3y + x^2 + C_1(y) = x^3y + y + C_2(x) \Rightarrow C_2(x) = x^2 \text{ and } C_1(y) = y.$$

We find  $f(x, y) = x^3y + x^2 + y$ , a potential function of  $\vec{F}$ . (If  $\vec{F}$  were not conservative, no choice of  $C_2(x)$  and  $C_1(y)$  would give equality.)

By the Fundamental Theorem of Line Integrals, regardless of the path from  $A$  to  $B$ ,

$$\begin{aligned} \int_A^B \vec{F} \cdot d\vec{r} &= f(B) - f(A) \\ &= f(1, 4) - f(0, 1) \\ &= 9 - 1 = 8. \end{aligned}$$

To illustrate the validity of the Fundamental Theorem, we pick a path from  $A$  to  $B$ . The line between these two points would be simple to construct; we choose a slightly more complicated path by choosing the parabola  $y = x^2 + 2x + 1$ . This leads to the parametrization  $\vec{r}(t) = \langle t, t^2 + 2t + 1 \rangle$ ,  $0 \leq t \leq 1$ , with  $\vec{r}'(t) = \langle t, 2t + 2 \rangle$ . Thus

$$\begin{aligned} \int_C \vec{F} \cdot d\vec{r} &= \int_C \vec{F}(\vec{r}(t)) \cdot \vec{r}'(t) dt \\ &= \int_0^1 \langle 3(t)(t^2 + 2t + 1) + 2t, t^3 + 1 \rangle \cdot \langle t, 2t + 2 \rangle dt \\ &= \int_0^1 (5t^4 + 8t^3 + 3t^2 + 4t + 2) dt \\ &= (t^5 + 2t^4 + t^3 + 2t^2 + 2t) \Big|_0^1 \\ &= 8, \end{aligned}$$

which matches our previous result.

The Fundamental Theorem of Line Integrals states that we can determine whether or not  $\vec{F}$  is conservative by determining whether or not  $\vec{F}$  has a po-



[youtu.be/watch?v=urwjnm5PXhQ](https://youtu.be/watch?v=urwjnm5PXhQ)

**Figure 16.3.25** Further examples with the Fundamental Theorem (4 videos)

tential function. This can be difficult. A simpler method exists if the domain of  $\vec{F}$  is simply connected (not just connected as needed in the Fundamental Theorem of Line Integrals), which is a reasonable requirement. We state this simpler method as a theorem.

**Theorem 16.3.26 Curl of Conservative Fields.**

*Let  $\vec{F}$  be a vector field whose components have continuous partial derivatives on a simply connected domain  $D$  in the plane or in space. Then  $\vec{F}$  is conservative if and only if  $\text{curl } \vec{F} = \vec{0}$  or  $\vec{0}$ , in 2D or 3D, respectively.*

In [Example 16.3.24](#), we showed that  $\vec{F} = \langle 3x^2y + 2x, x^3 + 1 \rangle$  is conservative by finding a potential function for  $\vec{F}$ . Using the above theorem, we can show that  $\vec{F}$  is conservative much more easily by computing its curl:

$$\text{curl } \vec{F} = N_x - M_y = 3x^2 - 3x^2 = 0.$$



[youtu.be/watch?v=I4Oaf3Arlr8](https://youtu.be/watch?v=I4Oaf3Arlr8)

**Figure 16.3.27** Discussing conservative vector fields and path independence

## 16.3.4 Exercises

## Terms and Concepts

1. T/F: In practice, the evaluation of line integrals over vector fields involves computing the magnitude of a vector-valued function.
2. Let  $\vec{F}(x, y)$  be a vector field in the plane and let  $\vec{r}(t)$  be a two-dimensional vector-valued function. Why is " $\vec{F}(\vec{r}(t))$ " an "abuse of notation"?
3. T/F: The orientation of a curve  $C$  matters when computing a line integral over a vector field.
4. T/F: The orientation of a curve  $C$  matters when computing a line integral over a scalar field.
5. Under "reasonable conditions," if  $\text{curl } \vec{F} = \vec{0}$ , what can we conclude about the vector field  $\vec{F}$ ?
6. Let  $\vec{F}$  be a conservative field and let  $C$  be a closed curve. Why are we able to conclude that  $\oint_C \vec{F} \cdot d\vec{r} = 0$ ?

## Problems

**Exercise Group.** In the following exercises, a vector field  $\vec{F}$  and a curve  $C$  are given. Evaluate  $\int_C \vec{F} \cdot d\vec{r}$ .

7.  $\vec{F} = \langle y, y^2 \rangle$ ;  $C$  is the line segment from  $(0, 0)$  to  $(3, 1)$ .
8.  $\vec{F} = \langle x, x + y \rangle$ ;  $C$  is the portion of the parabola  $y = x^2$  from  $(0, 0)$  to  $(1, 1)$ .
9.  $\vec{F} = \langle y, x \rangle$ ;  $C$  is the top half of the unit circle, beginning at  $(1, 0)$  and ending at  $(-1, 0)$ .
10.  $\vec{F} = \langle xy, x \rangle$ ;  $C$  is the portion of the curve  $y = x^3$  on  $-1 \leq x \leq 1$ .
11.  $\vec{F} = \langle z, x^2, y \rangle$ ;  $C$  is the line segment from  $(1, 2, 3)$  to  $(4, 3, 2)$ .
12.  $\vec{F} = \langle y + z, x + z, x + y \rangle$ ;  $C$  is the helix  $\vec{r}(t) = \langle \cos t, \sin t, t/(2\pi) \rangle$  on  $0 \leq t \leq 2\pi$ .

**Exercise Group.** In the following exercises, find the work performed by the force field  $\vec{F}$  moving a particle along the path  $C$ .

13.  $\vec{F} = \langle y, x^2 \rangle$  N;  $C$  is the segment of the line  $y = x$  from  $(0, 0)$  to  $(1, 1)$ , where distances are measured in meters.
14.  $\vec{F} = \langle y, x^2 \rangle$  N;  $C$  is the portion of  $y = \sqrt{x}$  from  $(0, 0)$  to  $(1, 1)$ , where distances are measured in meters.
15.  $\vec{F} = \langle 2xy, x^2, 1 \rangle$  lbs;  $C$  is the path from  $(0, 0, 0)$  to  $(2, 4, 8)$  via  $\vec{r}(t) = \langle t, t^2, t^3 \rangle$  on  $0 \leq t \leq 2$ , where distance are measured in feet.
16.  $\vec{F} = \langle 2xy, x^2, 1 \rangle$  lbs;  $C$  is the path from  $(0, 0, 0)$  to  $(2, 4, 8)$  via  $\vec{r}(t) = \langle t, 2t, 4t \rangle$  on  $0 \leq t \leq 2$ , where distance are measured in feet.

**Exercise Group.** In the following exercises, a conservative vector field  $\vec{F}$  and a curve  $C$  are given.

(a) Find a potential function  $f$  for  $\vec{F}$ .

(b) Compute  $\text{curl } \vec{F}$ .

(c) Evaluate  $\int_C \vec{F} \cdot d\vec{r}$  directly, i.e., using [Key Idea 16.3.4](#).

(d) Evaluate  $\int_C \vec{F} \cdot d\vec{r}$  using the Fundamental Theorem of Line Integrals.

17.  $\vec{F} = \langle y + 1, x \rangle$ ,  $C$  is the line segment from  $(0, 1)$  to  $(1, 0)$ .
18.  $\vec{F} = \langle 2x + y, 2y + x \rangle$ ,  $C$  is curve parametrized by  $\vec{r}(t) = \langle t^2 - t, t^3 - t \rangle$  on  $0 \leq t \leq 1$ .
19.  $\vec{F} = \langle 2xyz, x^2z, x^2y \rangle$ ,  $C$  is curve parametrized by  $\vec{r}(t) = \langle 2t + 1, 3t - 1, t \rangle$  on  $0 \leq t \leq 2$ .
20.  $\vec{F} = \langle 2x, 2y, 2z \rangle$ ,  $C$  is curve parametrized by  $\vec{r}(t) = \langle \cos t, \sin t, \sin(2t) \rangle$  on  $0 \leq t \leq 2\pi$ .
21. Prove part of [Theorem 16.3.26](#): let  $\vec{F} = \langle M, N, P \rangle$  be a conservative vector field. Show that  $\text{curl } \vec{F} = \vec{0}$ .

## 16.4 Flow, Flux, Green's Theorem and the Divergence Theorem

### 16.4.1 Flow and Flux

Line integrals over vector fields have the natural interpretation of computing work when  $\vec{F}$  represents a force field. It is also common to use vector fields to represent velocities. In these cases, the line integral  $\int_C \vec{F} \cdot d\vec{r}$  is said to represent *flow*.

Let the vector field  $\vec{F} = \langle 1, 0 \rangle$  represent the velocity of water as it moves across a smooth surface, depicted in Figure 16.4.1. A line integral over  $C$  will compute “how much water is moving *along* the path  $C$ .”

In the figure, “all” of the water above  $C_1$  is moving along that curve, whereas “none” of the water above  $C_2$  is moving along that curve (the curve and the flow of water are at right angles to each other). Because  $C_3$  has nonzero horizontal and vertical components, “some” of the water above that curve is moving along the curve.

When  $C$  is a closed curve, we call flow *circulation*, represented by  $\oint_C \vec{F} \cdot d\vec{r}$ .

The “opposite” of flow is *flux*, a measure of “how much water is moving *across* the path  $C$ .” If a curve represents a filter in flowing water, flux measures how much water will pass through the filter. Considering again Figure 16.4.1, we see that a screen along  $C_1$  will not filter any water as no water passes across that curve. Because of the nature of this field,  $C_2$  and  $C_3$  each filter the same amount of water per second.

The terms “flow” and “flux” are used apart from velocity fields, too. Flow is measured by  $\int_C \vec{F} \cdot d\vec{r}$ , which is the same as  $\int_C \vec{F} \cdot \vec{T} ds$  by Definition 16.3.2. That is, flow is a summation of the amount of  $\vec{F}$  that is *tangent* to the curve  $C$ .

By contrast, flux is a summation of the amount of  $\vec{F}$  that is *orthogonal* to the direction of travel. To capture this orthogonal amount of  $\vec{F}$ , we use  $\int_C \vec{F} \cdot \vec{n} ds$  to measure flux, where  $\vec{n}$  is a unit vector orthogonal to the curve  $C$ . (Later, we’ll measure flux across surfaces, too. For example, in physics it is useful to measure the amount of a magnetic field that passes through a surface.)

How is  $\vec{n}$  determined? We’ll later see that if  $C$  is a closed curve, we’ll want  $\vec{n}$  to point to the outside of the curve (measuring how much is “going out”). We’ll also adopt the convention that closed curves should be traversed counterclockwise.

(If  $C$  is a complicated closed curve, it can be difficult to determine what “counterclockwise” means. Consider Figure 16.4.3. Seeing the curve as a whole, we know which way “counterclockwise” is. If we zoom in on point  $A$ , one might incorrectly choose to traverse the path in the wrong direction. So we offer this definition: *a closed curve is being traversed counterclockwise if the outside is to the right of the path and the inside is to the left.*)

When a curve  $C$  is traversed counterclockwise by  $\vec{r}(t) = \langle f(t), g(t) \rangle$ , we rotate  $\vec{T}$  clockwise  $90^\circ$  to obtain  $\vec{n}$ :

$$\vec{T} = \frac{\langle f'(t), g'(t) \rangle}{\|\vec{r}'(t)\|} \Rightarrow \vec{n} = \frac{\langle g'(t), -f'(t) \rangle}{\|\vec{r}'(t)\|}.$$

Letting  $\vec{F} = \langle M, N \rangle$ , we calculate flux as:

$$\begin{aligned} \int_C \vec{F} \cdot \vec{n} ds &= \int_C \vec{F} \cdot \frac{\langle g'(t), -f'(t) \rangle}{\|\vec{r}'(t)\|} \|\vec{r}'(t)\| dt \\ &= \int_C \langle M, N \rangle \cdot \langle g'(t), -f'(t) \rangle dt \\ &= \int_C (M g'(t) - N f'(t)) dt \end{aligned}$$

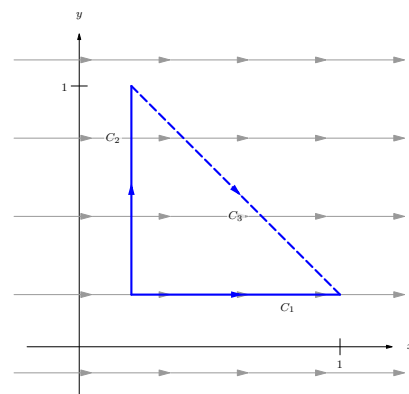


Figure 16.4.1 Illustrating the principles of flow and flux



[youtu.be/watch?v=setRFQrlgC4](https://youtu.be/watch?v=setRFQrlgC4)

Figure 16.4.2 Further terminology for curves: closed, simple, positively oriented

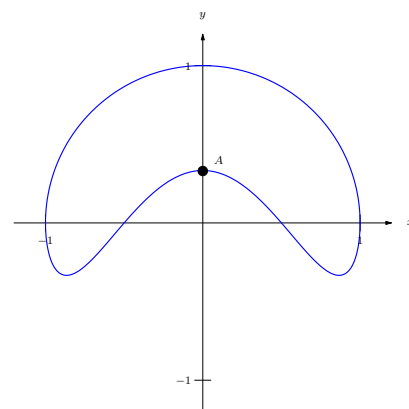


Figure 16.4.3 Determining “counterclockwise” is not always simple without a good definition

$$= \int_C M g'(t) dt - \int_C N f'(t) dt.$$

As the  $x$  and  $y$  components of  $\vec{r}(t)$  are  $f(t)$  and  $g(t)$  respectively, the differentials of  $x$  and  $y$  are  $dx = f'(t)dt$  and  $dy = g'(t)dt$ . We can then write the above integrals as:

$$= \int_C M dy - \int_C N dx.$$

This is often written as one integral (not incorrectly, though somewhat confusingly, as this one integral has two “ $d$ ’s”):

$$= \int_C M dy - N dx.$$

We summarize the above in the following definition.

**Definition 16.4.4 Flow, Flux.**

Let  $\vec{F} = \langle M, N \rangle$  be a vector field with continuous components defined on a smooth curve  $C$ , parametrized by  $\vec{r}(t) = \langle f(t), g(t) \rangle$ , let  $\vec{T}$  be the unit tangent vector of  $\vec{r}(t)$ , and let  $\vec{n}$  be the clockwise  $90^\circ$  degree rotation of  $\vec{T}$ .

- The *flow* of  $\vec{F}$  along  $C$  is

$$\int_C \vec{F} \cdot \vec{T} ds = \int_C \vec{F} \cdot d\vec{r}.$$

- The *flux* of  $\vec{F}$  across  $C$  is

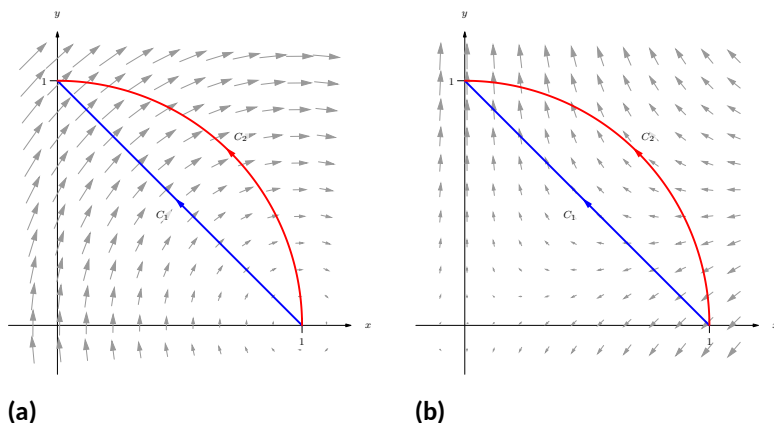
$$\int_C \vec{F} \cdot \vec{n} ds = \int_C M dy - N dx = \int_C (M g'(t) - N f'(t)) dt.$$

This definition of flow also holds for curves in space, though it does not make sense to measure “flux across a curve” in space.

Measuring flow is essentially the same as finding work performed by a force as done in the previous examples. Therefore we practice finding only flux in the following example.

**Example 16.4.5 Finding flux across curves in the plane.**

Curves  $C_1$  and  $C_2$  each start at  $(1, 0)$  and end at  $(0, 1)$ , where  $C_1$  follows the line  $y = 1 - x$  and  $C_2$  follows the unit circle, as shown in [Figure 16.4.6](#). Find the flux across both curves for the vector fields  $\vec{F}_1 = \langle y, -x + 1 \rangle$  and  $\vec{F}_2 = \langle -x, 2y - x \rangle$ .



**Figure 16.4.6** Illustrating the curves and vector fields in [Example 16.4.5](#). In (a) the vector field is  $\vec{F}_1$ , and in (b) the vector field is  $\vec{F}_2$ .

**Solution.** We begin by finding parametrizations of  $C_1$  and  $C_2$ . As done in [Example 16.3.12](#), parametrize  $C_1$  by creating the line that starts at  $(1, 0)$  and moves in the  $\langle -1, 1 \rangle$  direction:  $\vec{r}_1(t) = \langle 1, 0 \rangle + t \langle -1, 1 \rangle = \langle 1 - t, t \rangle$ , for  $0 \leq t \leq 1$ . We parametrize  $C_2$  with the familiar  $\vec{r}_2(t) = \langle \cos t, \sin t \rangle$  on  $0 \leq t \leq \pi/2$ . For reference later, we give each function and its derivative below:

$$\vec{r}_1(t) = \langle 1 - t, t \rangle, \vec{r}_1'(t) = \langle -1, 1 \rangle.$$

$$\vec{r}_2(t) = \langle \cos t, \sin t \rangle, \vec{r}_2'(t) = \langle -\sin t, \cos t \rangle.$$

When  $\vec{F} = \vec{F}_1 = \langle y, -x + 1 \rangle$  (as shown in [Figure 16.4.6\(a\)](#)), over  $C_1$  we have  $M = y = t$  and  $N = -x + 1 = -(1 - t) + 1 = t$ . Using [Definition 16.4.4](#), we compute the flux:

$$\begin{aligned} \int_{C_1} \vec{F} \cdot \vec{n} \, ds &= \int_{C_1} (M g'(t) - N f'(t)) \, dt \\ &= \int_0^1 (t(1) - t(-1)) \, dt \\ &= \int_0^1 2t \, dt \\ &= 1. \end{aligned}$$

Over  $C_2$ , we have  $M = y = \sin t$  and  $N = -x + 1 = 1 - \cos t$ . Thus the flux across  $C_2$  is:

$$\begin{aligned} \int_{C_2} \vec{F} \cdot \vec{n} \, ds &= \int_{C_2} (M g'(t) - N f'(t)) \, dt \\ &= \int_0^{\pi/2} ((\sin t)(\cos t) - (1 - \cos t)(-\sin t)) \, dt \\ &= \int_0^{\pi/2} \sin t \, dt \\ &= 1. \end{aligned}$$

Notice how the flux was the same across both curves. This won't hold true when we change the vector field.



When  $\vec{F} = \vec{F}_2 = \langle -x, 2y - x \rangle$  (as shown in Figure 16.4.6(b)), over  $C_1$  we have  $M = -x = t - 1$  and  $N = 2y - x = 2t - (1 - t) = 3t - 1$ . Computing the flux across  $C_1$ :

$$\begin{aligned} \int_{C_1} \vec{F} \cdot \vec{n} \, ds &= \int_{C_1} (M g'(t) - N f'(t)) \, dt \\ &= \int_0^1 ((t-1)(1) - (3t-1)(-1)) \, dt \\ &= \int_0^1 (4t-2) \, dt \\ &= 0. \end{aligned}$$

Over  $C_2$ , we have  $M = -x = -\cos t$  and  $N = 2y - x = 2\sin t - \cos t$ . Thus the flux across  $C_2$  is:

$$\begin{aligned} \int_{C_2} \vec{F} \cdot \vec{n} \, ds &= \int_{C_2} (M g'(t) - N f'(t)) \, dt \\ &= \int_0^{\pi/2} ((-\cos t)(\cos t) - (2\sin t - \cos t)(-\sin t)) \, dt \\ &= \int_0^{\pi/2} (2\sin^2 t - \sin t \cos t - \cos^2 t) \, dt \\ &= \pi/4 - 1/2 \approx 0.285. \end{aligned}$$

We analyze the results of this example below.

In Example 16.4.5, we saw that the flux across the two curves was the same when the vector field was  $\vec{F}_1 = \langle y, -x + 1 \rangle$ . This is not a coincidence. We show why they are equal in Example 16.4.23. In short, the reason is this: the divergence of  $\vec{F}_1$  is 0, and when  $\text{div } \vec{F} = 0$ , the flux across any two paths with common beginning and ending points will be the same.

We also saw in the example that the flux across  $C_1$  was 0 when the field was  $\vec{F}_2 = \langle -x, 2y - x \rangle$ . Flux measures “how much” of the field crosses the path from left to right (following the conventions established before). Positive flux means most of the field is crossing from left to right; negative flux means most of the field is crossing from right to left; zero flux means the same amount crosses from each side. When we consider Figure 16.4.6(b), it seems plausible that the same amount of  $\vec{F}_2$  was crossing  $C_1$  from left to right as from right to left.

## 16.4.2 Green's Theorem

There is an important connection between the circulation around a closed region  $R$  and the curl of the vector field inside of  $R$ , as well as a connection between the flux across the boundary of  $R$  and the divergence of the field inside  $R$ . These connections are described by Green's Theorem and the Divergence Theorem, respectively. We'll explore each in turn.

Green's Theorem states “the counterclockwise circulation around a closed region  $R$  is equal to the sum of the curls over  $R$ .”



[youtu.be/watch?v=JOFBkUN5Dis](https://youtu.be/watch?v=JOFBkUN5Dis)

Figure 16.4.7 Introducing Green's Theorem

**Theorem 16.4.8 Green's Theorem.**

Let  $R$  be a closed, bounded region of the plane whose boundary  $C$  is composed of finitely many smooth curves, let  $\vec{r}(t)$  be a counterclockwise parametrization of  $C$ , and let  $\vec{F} = \langle M, N \rangle$  where  $N_x$  and  $M_y$  are continuous over  $R$ . Then

$$\oint_C \vec{F} \cdot d\vec{r} = \iint_R \text{curl } \vec{F} \, dA.$$

We'll explore Green's Theorem through an example.

**Example 16.4.9 Confirming Green's Theorem.**

Let  $\vec{F} = \langle -y, x^2 + 1 \rangle$  and let  $R$  be the region of the plane bounded by the triangle with vertices  $(-1, 0)$ ,  $(1, 0)$  and  $(0, 2)$ , shown in Figure 16.4.10. Verify Green's Theorem; that is, find the circulation of  $\vec{F}$  around the boundary of  $R$  and show that is equal to the double integral of  $\text{curl } \vec{F}$  over  $R$ .

**Solution.** The curve  $C$  that bounds  $R$  is composed of 3 lines. While we need to traverse the boundary of  $R$  in a counterclockwise fashion, we may start anywhere we choose. We arbitrarily choose to start at  $(-1, 0)$ , move to  $(1, 0)$ , etc., with each line parametrized by  $\vec{r}_1(t)$ ,  $\vec{r}_2(t)$  and  $\vec{r}_3(t)$ , respectively.

We leave it to the reader to confirm that the following parametrizations of the three lines are accurate:

$$\begin{aligned} \vec{r}_1(t) &= \langle 2t - 1, 0 \rangle, & \text{for } 0 \leq t \leq 1, & \text{ with } \vec{r}'_1(t) = \langle 2, 0 \rangle, \\ \vec{r}_2(t) &= \langle 1 - t, 2t \rangle, & \text{for } 0 \leq t \leq 1, & \text{ with } \vec{r}'_2(t) = \langle -1, 2 \rangle, \text{ and} \\ \vec{r}_3(t) &= \langle -t, 2 - 2t \rangle, & \text{for } 0 \leq t \leq 1, & \text{ with } \vec{r}'_3(t) = \langle -1, -2 \rangle. \end{aligned}$$

The circulation around  $C$  is found by summing the flow along each of the sides of the triangle. We again leave it to the reader to confirm the following computations:

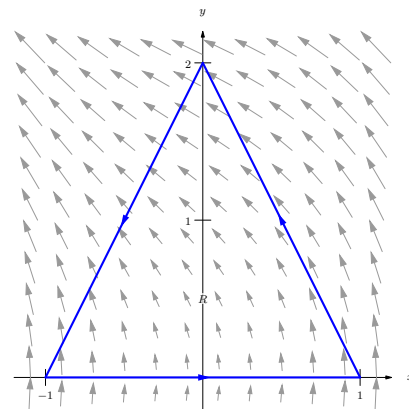
$$\begin{aligned} \int_{C_1} \vec{F} \cdot d\vec{r}_1 &= \int_0^1 \langle 0, (2t - 1)^2 + 1 \rangle \cdot \langle 2, 0 \rangle \, dt = 0, \\ \int_{C_2} \vec{F} \cdot d\vec{r}_2 &= \int_0^1 \langle -2t, (1 - t)^2 + 1 \rangle \cdot \langle -1, 2 \rangle \, dt = 11/3, \text{ and} \\ \int_{C_3} \vec{F} \cdot d\vec{r}_3 &= \int_0^1 \langle 2t - 2, t^2 + 1 \rangle \cdot \langle -1, -2 \rangle \, dt = -5/3. \end{aligned}$$

The circulation is the sum of the flows: 2.

We confirm Green's Theorem by computing  $\iint_R \text{curl } \vec{F} \, dA$ . We find  $\text{curl } \vec{F} = 2x + 1$ . The region  $R$  is bounded by the lines  $y = 2x + 2$ ,  $y = -2x + 2$  and  $y = 0$ . Integrating with the order  $dx \, dy$  is most straightforward, leading to

$$\int_0^2 \int_{y/2-1}^{1-y/2} (2x + 1) \, dx \, dy = \int_0^2 (2 - y) \, dy = 2,$$

which matches our previous measurement of circulation.



**Figure 16.4.10** The vector field and planar region used in Example 16.4.9



[youtu.be/watch?v=K2IPAvWyH4Y](https://youtu.be/watch?v=K2IPAvWyH4Y)

**Figure 16.4.11** Verifying Green's Theorem with an example

**Example 16.4.12 Using Green's Theorem.**

Let  $\vec{F} = \langle \sin x, \cos y \rangle$  and let  $R$  be the region enclosed by the curve  $C$  parametrized by  $\vec{r}(t) = \langle 2 \cos t + \frac{1}{10} \cos(10t), 2 \sin t + \frac{1}{10} \sin(10t) \rangle$  on  $0 \leq t \leq 2\pi$ , as shown in Figure 16.4.13. Find the circulation around  $C$ .

**Solution.** Computing the circulation directly using the line integral looks difficult, as the integrand will include terms like “ $\sin(2 \cos t + \frac{1}{10} \cos(10t))$ .”

Green's Theorem states that  $\oint_C \vec{F} \cdot d\vec{r} = \iint_R \text{curl } \vec{F} \, dA$ ; since  $\text{curl } \vec{F} = 0$  in this example, the double integral is simply 0 and hence the circulation is 0.

Since  $\text{curl } \vec{F} = 0$ , we can conclude that the circulation is 0 in two ways. One method is to employ Green's Theorem as done above. The second way is to recognize that  $\vec{F}$  is a conservative field, hence there is a function  $f(x, y)$  wherein  $\vec{F} = \nabla f$ . Let  $A$  be any point on the curve  $C$ ; since  $C$  is closed, we can say that  $C$  “begins” and “ends” at  $A$ . By the Fundamental Theorem of Line Integrals,  $\oint_C \vec{F} \, d\vec{r} = f(A) - f(A) = 0$ .

Since Green's Theorem is an important result, it's worth taking a minute (or 12) to see why it's true, in the video in Figure 16.4.14.

One can use Green's Theorem to find the area of an enclosed region by integrating along its boundary. Let  $C$  be a closed curve, enclosing the region  $R$ , parametrized by  $\vec{r}(t) = \langle f(t), g(t) \rangle$ . We know the area of  $R$  is computed by the double integral  $\iint_R dA$ , where the integrand is 1. By creating a field  $\vec{F}$  where  $\text{curl } \vec{F} = 1$ , we can employ Green's Theorem to compute the area of  $R$  as  $\oint_C \vec{F} \cdot d\vec{r}$ .

One is free to choose any field  $\vec{F}$  to use as long as  $\text{curl } \vec{F} = 1$ . Common choices are  $\vec{F} = \langle 0, x \rangle$ ,  $\vec{F} = \langle -y, 0 \rangle$  and  $\vec{F} = \langle -y/2, x/2 \rangle$ . We demonstrate this below.

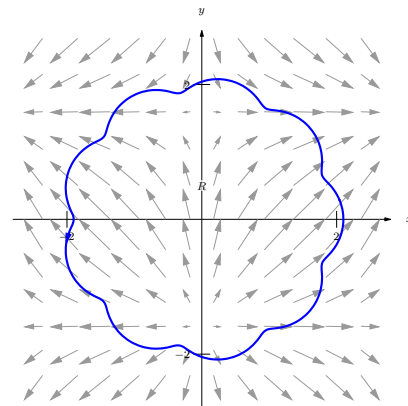
**Example 16.4.15 Using Green's Theorem to find area.**

Let  $C$  be the closed curve parametrized by  $\vec{r}(t) = \langle t - t^3, t^2 \rangle$  on  $-1 \leq t \leq 1$ , enclosing the region  $R$ , as shown in Figure 16.4.16. Find the area of  $R$ .

**Solution.** We can choose any field  $\vec{F}$ , as long as  $\text{curl } \vec{F} = 1$ . We choose  $\vec{F} = \langle -y, 0 \rangle$ . We also confirm (left to the reader) that  $\vec{r}(t)$  traverses the region  $R$  in a counterclockwise fashion. Thus

$$\begin{aligned} \text{Area of } R &= \iint_R dA \\ &= \oint_C \vec{F} \cdot d\vec{r} \\ &= \int_{-1}^1 \langle -t^2, 0 \rangle \cdot \langle 1 - 3t^2, 2t \rangle \, dt \\ &= \int_{-1}^1 (-t^2)(1 - 3t^2) \, dt \\ &= \frac{8}{15}. \end{aligned}$$

Another interesting scenario that comes up is the case of multiply-connected regions (as opposed to simply-connected). If a bounded region has a “hole”, its

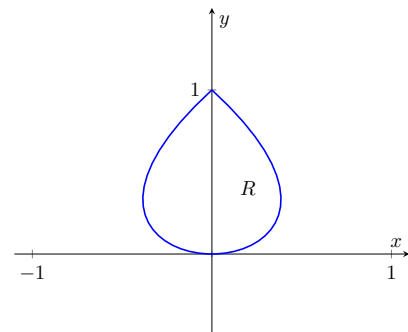


**Figure 16.4.13** The vector field and planar region used in Example 16.4.12



[youtu.be/watch?v=l9RaOCx4r1g](https://youtu.be/watch?v=l9RaOCx4r1g)

**Figure 16.4.14** Sketching the proof of Green's Theorem



**Figure 16.4.16** The region  $R$ , whose area is found in Example 16.4.15



[youtu.be/watch?v=g8iULyPOalk](https://youtu.be/watch?v=g8iULyPOalk)

**Figure 16.4.17** Using Green's Theorem to find the area under a cycloid

boundary will consist of more than one curve: the outer boundary, as well as the boundary of the hole. Green's Theorem applies in this situation as well, as the video in [Figure 16.4.19](#) explains.

### 16.4.3 The Divergence Theorem

Green's Theorem makes a connection between the circulation around a closed region  $R$  and the sum of the curls over  $R$ . The Divergence Theorem makes a somewhat "opposite" connection: the total flux across the boundary of  $R$  is equal to the sum of the divergences over  $R$ .

#### Theorem 16.4.20 The Divergence Theorem (in the plane).

Let  $R$  be a closed, bounded region of the plane whose boundary  $C$  is composed of finitely many smooth curves, let  $\vec{r}(t)$  be a counterclockwise parametrization of  $C$ , and let  $\vec{F} = \langle M, N \rangle$  where  $M_x$  and  $N_y$  are continuous over  $R$ . Then

$$\oint_C \vec{F} \cdot \vec{n} \, ds = \iint_R \operatorname{div} \vec{F} \, dA.$$

#### Example 16.4.21 Confirming the Divergence Theorem.

Let  $\vec{F} = \langle x - y, x + y \rangle$ , let  $C$  be the circle of radius 2 centered at the origin and define  $R$  to be the interior of that circle, as shown in [Figure 16.4.22](#). Verify the Divergence Theorem; that is, find the flux across  $C$  and show it is equal to the double integral of  $\operatorname{div} \vec{F}$  over  $R$ .

**Solution.** We parametrize the circle in the usual way, with  $\vec{r}(t) = \langle 2 \cos t, 2 \sin t \rangle$ ,  $0 \leq t \leq 2\pi$ . The flux across  $C$  is

$$\begin{aligned} \oint_C \vec{F} \cdot \vec{n} \, ds &= \oint_C (Mg'(t) - Nf'(t)) \, dt \\ &= \int_0^{2\pi} ((2 \cos t - 2 \sin t)(2 \cos t) - (2 \cos t + 2 \sin t)(-2 \sin t)) \, dt \\ &= \int_0^{2\pi} 4 \, dt = 8\pi. \end{aligned}$$

We compute the divergence of  $\vec{F}$  as  $\operatorname{div} \vec{F} = M_x + N_y = 2$ . Since the divergence is constant, we can compute the following double integral easily:

$$\iint_R \operatorname{div} \vec{F} \, dA = \iint_R 2 \, dA = 2 \iint_R dA = 2(\text{area of } R) = 8\pi,$$

which matches our previous result.

#### Example 16.4.23 Flux when $\operatorname{div} \vec{F} = 0$ .

Let  $\vec{F}$  be any field where  $\operatorname{div} \vec{F} = 0$ , and let  $C_1$  and  $C_2$  be any two non-intersecting paths, except that each begin at point  $A$  and end at point  $B$  (see [Figure 16.4.24](#)). Show why the flux across  $C_1$  and  $C_2$  is the same.



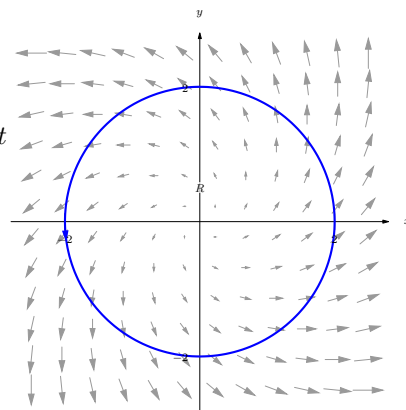
[youtu.be/watch?v=x1bIGtNu-0M](https://youtu.be/watch?v=x1bIGtNu-0M)

**Figure 16.4.18** Using Green's Theorem to derive a polygon area formula



[youtu.be/watch?v=PaW\\_ZF-js-M](https://youtu.be/watch?v=PaW_ZF-js-M)

**Figure 16.4.19** Green's Theorem and multiply-connected regions



**Figure 16.4.22** The region  $R$  used in [Example 16.4.21](#)

**Solution.** By referencing Figure 16.4.24, we see we can make a closed path  $C$  that combines  $C_1$  with  $C_2$ , where  $C_2$  is traversed with its opposite orientation. We label the enclosed region  $R$ . Since  $\text{div } \vec{F} = 0$ , the Divergence Theorem states that

$$\oint_C \vec{F} \cdot \vec{n} \, ds = \iint_R \text{div } \vec{F} \, dA = \iint_R 0 \, dA = 0.$$

Using the properties and notation given in Theorem 16.3.10, consider:

$$\begin{aligned} 0 &= \oint_C \vec{F} \cdot \vec{n} \, ds \\ &= \int_{C_1} \vec{F} \cdot \vec{n} \, ds + \int_{C_2^*} \vec{F} \cdot \vec{n} \, ds \end{aligned}$$

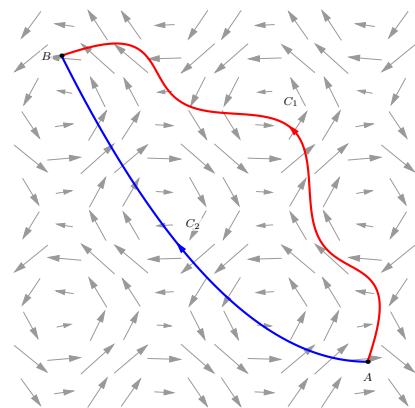
(where  $C_2^*$  is the path  $C_2$  traversed with opposite orientation)

$$\begin{aligned} &= \int_{C_1} \vec{F} \cdot \vec{n} \, ds - \int_{C_2} \vec{F} \cdot \vec{n} \, ds. \\ \int_{C_2} \vec{F} \cdot \vec{n} \, ds &= \int_{C_1} \vec{F} \cdot \vec{n} \, ds. \end{aligned}$$

Thus the flux across each path is equal.

In this section, we have investigated flow and flux, quantities that measure interactions between a vector field and a planar curve. We can also measure flow along spatial curves, though as mentioned before, it does not make sense to measure flux across spatial curves.

It does, however, make sense to measure the amount of a vector field that passes across a surface in space — i.e., the flux across a surface. We will study this, though in the next section we first learn about a more powerful way to describe surfaces than using functions of the form  $z = f(x, y)$ .



**Figure 16.4.24** As used in Example 16.4.23, the vector field has a divergence of 0 and the two paths only intersect at their initial and terminal points.

## 16.4.4 Exercises

## Terms and Concepts

1. Let  $\vec{F}$  be a vector field and let  $C$  be a curve. Flow is a measure of the amount of  $\vec{F}$  going \_\_\_\_\_  $C$ ; flux is a measure of the amount of  $\vec{F}$  going \_\_\_\_\_  $C$ .
2. What is circulation?
3. Green's Theorem states, informally, that the circulation around a closed curve that bounds a region  $R$  is equal to the sum of \_\_\_\_\_ across  $R$ .
4. The Divergence Theorem states, informally, that the outward flux across a closed curve that bounds a region  $R$  is equal to the sum of \_\_\_\_\_ across  $R$ .
5. Let  $\vec{F}$  be a vector field and let  $C_1$  and  $C_2$  be any nonintersecting paths except that each starts at point  $A$  and ends at point  $B$ . If \_\_\_\_\_ = 0, then  $\int_{C_1} \vec{F} \cdot \vec{T} ds = \int_{C_2} \vec{F} \cdot \vec{T} ds$ .
6. Let  $\vec{F}$  be a vector field and let  $C_1$  and  $C_2$  be any nonintersecting paths except that each starts at point  $A$  and ends at point  $B$ . If \_\_\_\_\_ = 0, then  $\int_{C_1} \vec{F} \cdot \vec{n} ds = \int_{C_2} \vec{F} \cdot \vec{n} ds$ .

## Problems

**Exercise Group.** In the following exercises, a vector field  $\vec{F}$  and a curve  $C$  are given. Evaluate  $\int_C \vec{F} \cdot \vec{n} ds$ , the flux of  $\vec{F}$  over  $C$ .

7.  $\vec{F} = \langle x + y, x - y \rangle$ ;  $C$  is the curve with initial and terminal points  $(3, -2)$  and  $(3, 2)$ , respectively, parametrized by  $\vec{r}(t) = \langle 3t^2, 2t \rangle$  on  $-1 \leq t \leq 1$ .
8.  $\vec{F} = \langle x + y, x - y \rangle$ ;  $C$  is the curve with initial and terminal points  $(3, -2)$  and  $(3, 2)$ , respectively, parametrized by  $\vec{r}(t) = \langle 3, t \rangle$  on  $-2 \leq t \leq 2$ .
9.  $\vec{F} = \langle x^2, y + 1 \rangle$ ;  $C$  is line segment from  $(0, 0)$  to  $(2, 4)$ .
10.  $\vec{F} = \langle x^2, y + 1 \rangle$ ;  $C$  is the portion of the parabola  $y = x^2$  from  $(0, 0)$  to  $(2, 4)$ .
11.  $\vec{F} = \langle y, 0 \rangle$ ;  $C$  is the line segment from  $(0, 0)$  to  $(0, 1)$ .
12.  $\vec{F} = \langle y, 0 \rangle$ ;  $C$  is the line segment from  $(0, 0)$  to  $(1, 1)$ .

**Exercise Group.** In the following exercises, a vector field  $\vec{F}$  and a closed curve  $C$ , enclosing a region  $R$ , are given. Verify Green's Theorem by evaluating  $\oint_C \vec{F} \cdot d\vec{r}$  and  $\iint_R \text{curl } \vec{F} dA$ , showing they are equal.

13.  $\vec{F} = \langle x - y, x + y \rangle$ ;  $C$  is the closed curve composed of the parabola  $y = x^2$  on  $0 \leq x \leq 2$  followed by the line segment from  $(2, 4)$  to  $(0, 0)$ .
14.  $\vec{F} = \langle -y, x \rangle$ ;  $C$  is the unit circle.
15.  $\vec{F} = \langle 0, x^2 \rangle$ ;  $C$  the triangle with corners at  $(0, 0)$ ,  $(2, 0)$  and  $(1, 1)$ .
16.  $\vec{F} = \langle x + y, 2x \rangle$ ;  $C$  the curve that starts at  $(0, 1)$ , follows the parabola  $y = (x - 1)^2$  to  $(3, 4)$ , then follows a line back to  $(0, 1)$ .

**Exercise Group.** In the following exercises, a closed curve  $C$  enclosing a region  $R$  is given. Find the area of  $R$  by computing  $\oint_C \vec{F} \cdot d\vec{r}$  for an appropriate choice of vector field  $\vec{F}$ .

17.  $C$  is the ellipse parametrized by  $\vec{r}(t) = \langle 4 \cos t, 3 \sin t \rangle$  on  $0 \leq t \leq 2\pi$ .
18.  $C$  is the curve parametrized by  $\vec{r}(t) = \langle \cos t, \sin(2t) \rangle$  on  $-\pi/2 \leq t \leq \pi/2$ .
19.  $C$  is the curve parametrized by  $\vec{r}(t) = \langle -t^3 + 3t^2 - 2t, 2(t - 1)^2 \rangle$  on  $0 \leq t \leq 2$ .
20.  $C$  is the curve parametrized by  $\vec{r}(t) = \langle 2 \cos t + \frac{1}{10} \cos(10t), 2 \sin t + \frac{1}{10} \sin(10t) \rangle$  on  $0 \leq t \leq 2\pi$ .

**Exercise Group.** In the following exercises, a vector field  $\vec{F}$  and a closed curve  $C$ , enclosing a region  $R$ , are given. Verify the Divergence Theorem by evaluating  $\oint_C \vec{F} \cdot \vec{n} \, ds$  and  $\iint_R \operatorname{div} \vec{F} \, dA$ , showing they are equal.

21.  $\vec{F} = \langle x - y, x + y \rangle$ ;  $C$  is the closed curve composed of the parabola  $y = x^2$  on  $0 \leq x \leq 2$  followed by the line segment from  $(2, 4)$  to  $(0, 0)$ .
22.  $\vec{F} = \langle -y, x \rangle$ ;  $C$  is the unit circle.
23.  $\vec{F} = \langle 0, y^2 \rangle$ ;  $C$  the triangle with corners at  $(0, 0)$ ,  $(2, 0)$  and  $(1, 1)$ .
24.  $\vec{F} = \langle x^2/2, y^2/2 \rangle$ ;  $C$  the curve that starts at  $(0, 1)$ , follows the parabola  $y = (x - 1)^2$  to  $(3, 4)$ , then follows a line back to  $(0, 1)$ .

## 16.5 Parametrized Surfaces and Surface Area

Thus far we have focused mostly on 2-dimensional vector fields, measuring flow and flux along/across curves in the plane. Both Green's Theorem and the Divergence Theorem make connections between planar regions and their boundaries. We now move our attention to 3-dimensional vector fields, considering both curves and surfaces in space.

### 16.5.1 Parametrizing surfaces

We are accustomed to describing surfaces as functions of two variables, usually written as  $z = f(x, y)$ . For our coming needs, this method of describing surfaces will prove to be insufficient. Instead, we will *parametrize* our surfaces, describing them as the set of terminal points of some vector-valued function  $\vec{r}(u, v) = \langle f(u, v), g(u, v), h(u, v) \rangle$ . The bulk of this section is spent practicing the skill of describing a surface  $\mathcal{S}$  using a vector-valued function. Once this skill is developed, we'll show how to find the surface area  $S$  of a parametrically-defined surface  $\mathcal{S}$ , a skill needed in the remaining sections of this chapter.

#### Definition 16.5.2 Parametrized Surface.

Let  $\vec{r}(u, v) = \langle f(u, v), g(u, v), h(u, v) \rangle$  be a vector-valued function that is continuous and one to one on the interior of its domain  $R$  in the  $u$ - $v$  plane. The set of all terminal points of  $\vec{r}$  (i.e., the **range** of  $\vec{r}$ ) is the **surface**  $\mathcal{S}$ , and  $\vec{r}$  along with its domain  $R$  form a **parametrization** of  $\mathcal{S}$ . This parametrization is **smooth** on  $R$  if  $\vec{r}_u$  and  $\vec{r}_v$  are continuous and  $\vec{r}_u \times \vec{r}_v$  is never  $\vec{0}$  on the interior of  $R$ .

Given a point  $(u_0, v_0)$  in the domain of a vector-valued function  $\vec{r}$ , the vectors  $\vec{r}_u(u_0, v_0)$  and  $\vec{r}_v(u_0, v_0)$  are tangent to the surface  $\mathcal{S}$  at  $\vec{r}(u_0, v_0)$  (a proof of this is developed later in this section). The definition of smoothness dictates that  $\vec{r}_u \times \vec{r}_v \neq \vec{0}$ ; this ensures that neither  $\vec{r}_u$  nor  $\vec{r}_v$  are  $\vec{0}$ , nor are they ever parallel. Therefore smoothness guarantees that  $\vec{r}_u$  and  $\vec{r}_v$  determine a plane that is tangent to  $\mathcal{S}$ .

A surface  $\mathcal{S}$  is said to be *orientable* if a field of normal vectors can be defined on  $\mathcal{S}$  that vary continuously along  $\mathcal{S}$ . This definition may be hard to understand; it may help to know that orientable surfaces are often called “two sided.” A sphere is an orientable surface, and one can easily envision an “inside” and “outside” of the sphere. A paraboloid is orientable, where again one can generally envision “inside” and “outside” sides (or “top” and “bottom” sides) to this surface. Just about every surface that one can imagine is orientable, and we'll assume all surfaces we deal with in this text are orientable.

It is enlightening to examine a classic non-orientable surface: the Möbius band, shown in Figure 16.5.3. Vectors normal to the surface are given, starting at the point indicated in the figure. These normal vectors “vary continuously” as they move along the surface. Letting each vector indicate the “top” side of the band, we can easily see near any vector which side is the “top”.

However, if as we progress along the band, we recognize that we are labeling “both sides” of the band as the top; in fact, there are not two “sides” to this band, but one. The Möbius band is a non-orientable surface.

We now practice parametrizing surfaces.



[youtu.be/watch?v=dPB3NGtuEhU](https://youtu.be/watch?v=dPB3NGtuEhU)

Figure 16.5.1 Introducing parametrized surfaces

We use the letter  $\mathcal{S}$  to denote Surface Area. This section begins a study into surfaces, and it is natural to label a surface with the letter “S”. We distinguish a surface from its surface area by using a calligraphic  $\mathcal{S}$  to denote a surface:  $\mathcal{S}$ . When writing this letter by hand, it may be useful to add serifs to the letter, such as:



Recall that function is *one to one* on its domain if the function never repeats an output value over the domain. In the case of  $\vec{r}(u, v)$ ,  $\vec{r}$  is one to one if  $\vec{r}(u_1, v_1) \neq \vec{r}(u_2, v_2)$  for all points  $(u_1, v_1) \neq (u_2, v_2)$  in the domain of  $\vec{r}$ .

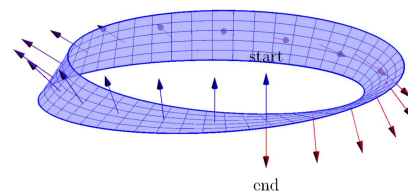


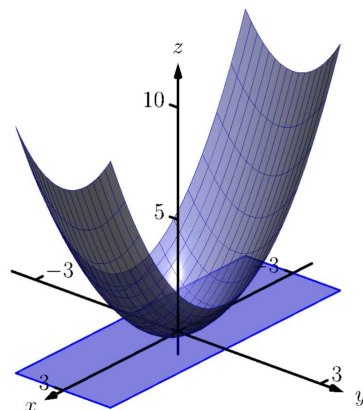
Figure 16.5.3 A Möbius band, a non-orientable surface



**Example 16.5.4 Parametrizing a surface over a rectangle.**

Parametrize the surface  $z = x^2 + 2y^2$  over the rectangular region  $R$  defined by  $-3 \leq x \leq 3$ ,  $-1 \leq y \leq 1$ .

**Solution.** There is a straightforward way to parametrize a surface of the form  $z = f(x, y)$  over a rectangular domain. We let  $x = u$  and  $y = v$ , and let  $\vec{r}(u, v) = \langle u, v, f(u, v) \rangle$ . In this instance, we have  $\vec{r}(u, v) = \langle u, v, u^2 + 2v^2 \rangle$ , for  $-3 \leq u \leq 3$ ,  $-1 \leq v \leq 1$ . This surface is graphed in [Figure 16.5.5](#).



**Figure 16.5.5** The surface parametrized in [Example 16.5.4](#)

**Example 16.5.6 Parametrizing a surface over a circular disk.**

Parametrize the surface  $z = x^2 + 2y^2$  over the circular region  $R$  enclosed by the circle of radius 2 that is centered at the origin.

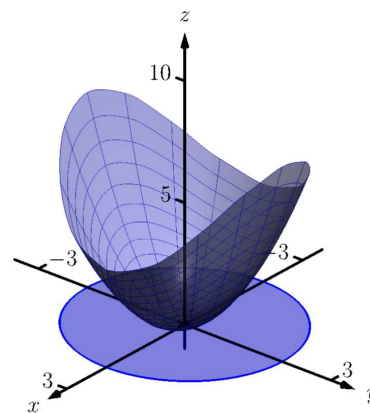
**Solution.** We can parametrize the circular boundary of  $R$  with the vector-valued function  $\langle 2 \cos u, 2 \sin u \rangle$ , where  $0 \leq u \leq 2\pi$ . We can obtain the interior of  $R$  by scaling this function by a variable amount, i.e., by multiplying by  $v$ :  $\langle 2v \cos u, 2v \sin u \rangle$ , where  $0 \leq v \leq 1$ .

It is important to understand the role of  $v$  in the above function. When  $v = 1$ , we get the boundary of  $R$ , a circle of radius 2. When  $v = 0$ , we simply get the point  $(0, 0)$ , the center of  $R$  (which can be thought of as a circle with radius of 0). When  $v = 1/2$ , we get the circle of radius 1 that is centered at the origin, which is the circle *halfway* between the boundary and the center. As  $v$  varies from 0 to 1, we create a series of concentric circles that fill out all of  $R$ .

Thus far, we have determined the  $x$  and  $y$  components of our parametrization of the surface:  $x = 2v \cos u$  and  $y = 2v \sin u$ . We find the  $z$  component simply by using  $z = f(x, y) = x^2 + 2y^2$ :

$$z = (2v \cos u)^2 + 2(2v \sin u)^2 = 4v^2 \cos^2 u + 8v^2 \sin^2 u.$$

Thus  $\vec{r}(u, v) = \langle 2v \cos u, 2v \sin u, 4v^2 \cos^2 u + 8v^2 \sin^2 u \rangle$ ,  $0 \leq u \leq 2\pi$ ,  $0 \leq v \leq 1$ , which is graphed in [Figure 16.5.7](#). The way that this graphic was generated highlights how the surface was parametrized. When viewing from above, one can see lines emanating from the origin; they represent different values of  $u$  as  $u$  sweeps from an angle of 0 up to  $2\pi$ . One can also see concentric circles, each corresponding to a different value of  $v$ .



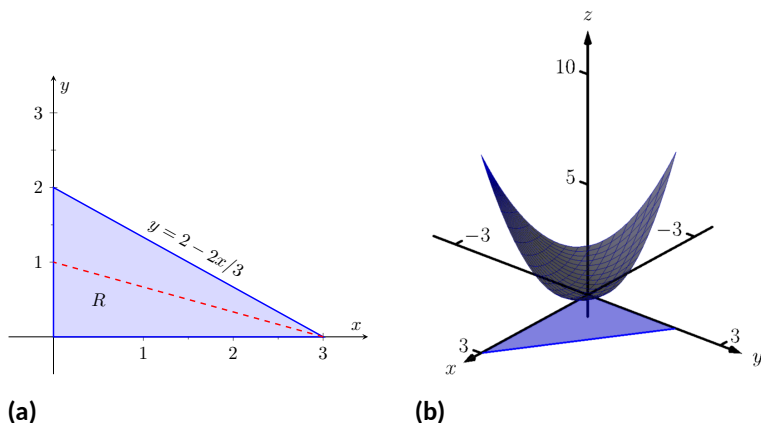
**Figure 16.5.7** The surface parametrized in [Example 16.5.6](#)

[Examples 16.5.4](#) and [16.5.6](#) demonstrate an important principle when parametrizing surfaces given in the form  $z = f(x, y)$  over a region  $R$ : if one can determine  $x$  and  $y$  in terms of  $u$  and  $v$ , then  $z$  follows directly as  $z = f(x, y)$ .

In the following two examples, we parametrize the same surface over triangular regions. Each will use  $v$  as a “scaling factor” as done in [Example 16.5.6](#).

**Example 16.5.8 Parametrizing a surface over a triangle.**

Parametrize the surface  $z = x^2 + 2y^2$  over the triangular region  $R$  enclosed by the coordinate axes and the line  $y = 2 - 2x/3$ , as shown in [Figure 16.5.9\(a\)](#).



**Figure 16.5.9** Part (a) shows a graph of the region  $R$ , and part (b) shows the surface over  $R$ , as defined in [Example 16.5.8](#)

**Solution.** We may begin by letting  $x = u$ ,  $0 \leq u \leq 3$ , and  $y = 2 - 2u/3$ . This gives only the line on the “upper” side of the triangle. To get all of the region  $R$ , we can once again scale  $y$  by a variable factor,  $v$ .

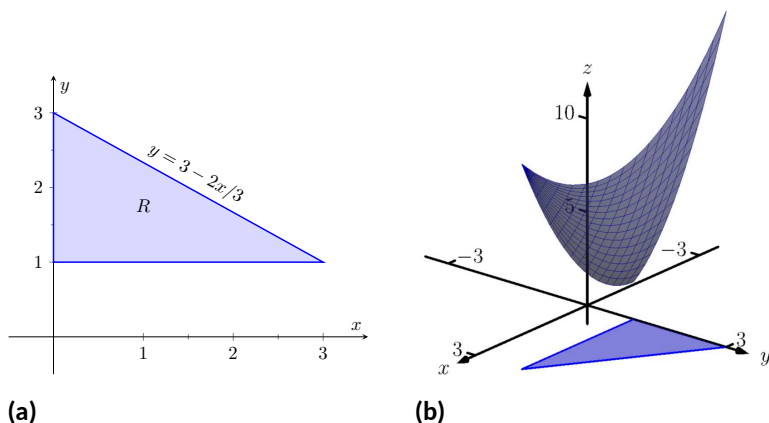
Still letting  $x = u$ ,  $0 \leq u \leq 3$ , we let  $y = v(2 - 2u/3)$ ,  $0 \leq v \leq 1$ . When  $v = 0$ , all  $y$ -values are 0, and we get the portion of the  $x$ -axis between  $x = 0$  and  $x = 3$ . When  $v = 1$ , we get the upper side of the triangle. When  $v = 1/2$ , we get the line  $y = 1/2(2 - 2u/3) = 1 - u/3$ , which is the line “halfway up” the triangle, shown in the figure with a dashed line.

Letting  $z = f(x, y) = x^2 + 2y^2$ , we have  $\vec{r}(u, v) = \langle u, v(2 - 2u/3), u^2 + 2(v(2 - 2u/3))^2 \rangle$ ,  $0 \leq u \leq 3$ ,  $0 \leq v \leq 1$ . This surface is graphed in [Figure 16.5.9\(b\)](#). Again, when one looks from above, we can see the scaling effects of  $v$ : the series of lines that run to the point  $(3, 0)$  each represent a different value of  $v$ .

Another common way to parametrize the surface is to begin with  $y = u$ ,  $0 \leq u \leq 2$ . Solving the equation of the line  $y = 2 - 2x/3$  for  $x$ , we have  $x = 3 - 3y/2$ , leading to using  $x = v(3 - 3u/2)$ ,  $0 \leq v \leq 1$ . With  $z = x^2 + 2y^2$ , we have  $\vec{r}(u, v) = \langle v(3 - 3u/2), u, (v(3 - 3u/2))^2 + 2u^2 \rangle$ ,  $0 \leq u \leq 2$ ,  $0 \leq v \leq 1$ .

#### Example 16.5.10 Parametrizing a surface over a triangle.

Parametrize the surface  $z = x^2 + 2y^2$  over the triangular region  $R$  enclosed by the lines  $y = 3 - 2x/3$ ,  $y = 1$  and  $x = 0$  as shown in [Figure 16.5.11\(a\)](#).



**Figure 16.5.11** Part (a) shows a graph of the region  $R$ , and part (b) shows the surface over  $R$ , as defined in [Example 16.5.10](#)

**Solution.** While the region  $R$  in this example is very similar to the region  $R$  in the previous example, and our method of parametrizing the surface is fundamentally the same, it will feel as though our answer is much different than before.

We begin with letting  $x = u$ ,  $0 \leq u \leq 3$ . We may be tempted to let  $y = v(3 - 2u/3)$ ,  $0 \leq v \leq 1$ , but this is incorrect. When  $v = 1$ , we obtain the upper line of the triangle as desired. However, when  $v = 0$ , the  $y$ -value is 0, which does not lie in the region  $R$ .

We will describe the general method of proceeding following this example. For now, consider  $y = 1 + v(2 - 2u/3)$ ,  $0 \leq v \leq 1$ . Note that when  $v = 1$ , we have  $y = 3 - 2u/3$ , the upper line of the boundary of  $R$ . Also, when  $v = 0$ , we have  $y = 1$ , which is the lower boundary of  $R$ . With  $z = x^2 + 2y^2$ , we determine  $\vec{r}(u, v) = \langle u, 1 + v(2 - 2u/3), u^2 + 2(1 + v(2 - 2u/3))^2 \rangle$ ,  $0 \leq u \leq 3$ ,  $0 \leq v \leq 1$ . The surface is graphed in [Figure 16.5.11\(b\)](#).

Given a surface of the form  $z = f(x, y)$ , one can often determine a parametrization of the surface over a region  $R$  in a manner similar to determining bounds of integration over a region  $R$ . Using the techniques of [Section 15.1](#), suppose a region  $R$  can be described by  $a \leq x \leq b$ ,  $g_1(x) \leq y \leq g_2(x)$ , i.e., the area of  $R$  can be found using the iterated integral

$$\int_a^b \int_{g_1(x)}^{g_2(x)} dy dx.$$

When parametrizing the surface, we can let  $x = u$ ,  $a \leq u \leq b$ , and we can let  $y = g_1(u) + v(g_2(u) - g_1(u))$ ,  $0 \leq v \leq 1$ . The parametrization of  $x$  is straightforward, but look closely at how  $y$  is determined. When  $v = 0$ ,  $y = g_1(u) = g_1(x)$ . When  $v = 1$ ,  $y = g_2(u) = g_2(x)$ .

As a specific example, consider the triangular region  $R$  from [Example 16.5.10](#), shown in [Figure 16.5.11\(a\)](#). Using the techniques of [Section 15.1](#), we can find the area of  $R$  as

$$\int_0^3 \int_1^{3-2x/3} dy dx.$$

Following the above discussion, we can set  $x = u$ , where  $0 \leq u \leq 3$ , and set  $y = 1 + v(3 - 2u/3 - 1) = 1 + v(2 - 2u/3)$ ,  $0 \leq v \leq 1$ , as used in that example.

One can do a similar thing if  $R$  is bounded by  $c \leq y \leq d$ ,  $h_1(y) \leq x \leq h_2(y)$ , but for the sake of simplicity we leave it to the reader to flesh out those details. The principles outlined above are given in the following Key Idea for reference.

**Key Idea 16.5.12 Parametrizing Surfaces.**

Let a surface  $S$  be the graph of a function  $f(x, y)$ , where the domain of  $f$  is a closed, bounded region  $R$  in the  $xy$ -plane. Let  $R$  be bounded by  $a \leq x \leq b$ ,  $g_1(x) \leq y \leq g_2(x)$ , i.e., the area of  $R$  can be found using the iterated integral  $\int_a^b \int_{g_1(x)}^{g_2(x)} dy dx$ , and let  $h(u, v) = g_1(u) + v(g_2(u) - g_1(u))$ .

$S$  can be parametrized as

$$\vec{r}(u, v) = \langle u, h(u, v), f(u, h(u, v)) \rangle, a \leq u \leq b, 0 \leq v \leq 1.$$

**Example 16.5.13 Parametrizing a cylindrical surface.**

Find a parametrization of the cylinder  $x^2 + z^2/4 = 1$ , where  $-1 \leq y \leq 2$ , as shown in Figure 16.5.14.

**Solution.** The equation  $x^2 + z^2/4 = 1$  can be envisioned to describe an ellipse in the  $xz$ -plane; as the equation lacks a  $y$ -term, the equation describes a cylinder (recall Definition 12.1.18) that extends without bound parallel to the  $y$ -axis. This ellipse has a vertical major axis of length 4, a horizontal minor axis of length 2, and is centered at the origin. We can parametrize this ellipse using sines and cosines; our parametrization can begin with

$$\vec{r}(u, v) = \langle \cos u, ???, 2 \sin u \rangle, 0 \leq u \leq 2\pi,$$

where we still need to determine the  $y$  component.

While the cylinder  $x^2 + z^2/4 = 1$  is satisfied by any  $y$  value, the problem states that all  $y$  values are to be between  $y = -1$  and  $y = 2$ . Since the value of  $y$  does not depend at all on the values of  $x$  or  $z$ , we can use another variable,  $v$ , to describe  $y$ . Our final answer is

$$\vec{r}(u, v) = \langle \cos u, v, 2 \sin u \rangle, 0 \leq u \leq 2\pi, -1 \leq v \leq 2.$$

**Example 16.5.15 Parametrizing an elliptic cone.**

Find a parametrization of the elliptic cone  $z^2 = \frac{x^2}{4} + \frac{y^2}{9}$ , where  $-2 \leq z \leq 3$ , as shown in Figure 16.5.16.

**Solution.** One way to parametrize this cone is to recognize that given a  $z$  value, the cross section of the cone at that  $z$  value is an ellipse with equation  $\frac{x^2}{(2z)^2} + \frac{y^2}{(3z)^2} = 1$ . We can let  $z = v$ , for  $-2 \leq v \leq 3$  and then parametrize the above ellipses using sines, cosines and  $v$ .

We can parametrize the  $x$  component of our surface with  $x = 2z \cos u$  and the  $y$  component with  $y = 3z \sin u$ , where  $0 \leq u \leq 2\pi$ . Putting all components together, we have

$$\vec{r}(u, v) = \langle 2v \cos u, 3v \sin u, v \rangle, 0 \leq u \leq 2\pi, -2 \leq v \leq 3.$$

When  $v$  takes on negative values, the radii of the cross-sectional ellipses become “negative,” which can lead to some surprising results. Consider

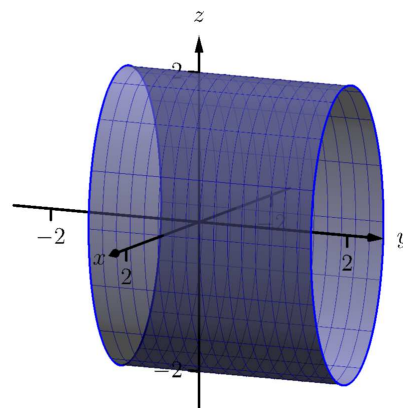


Figure 16.5.14 The cylinder parametrized in Example 16.5.13

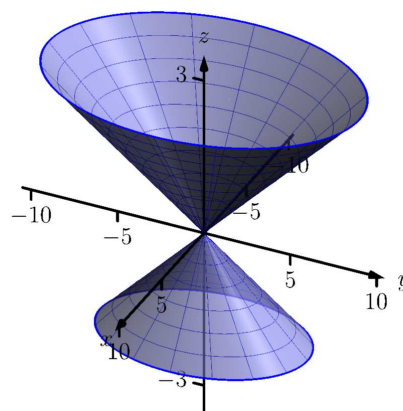
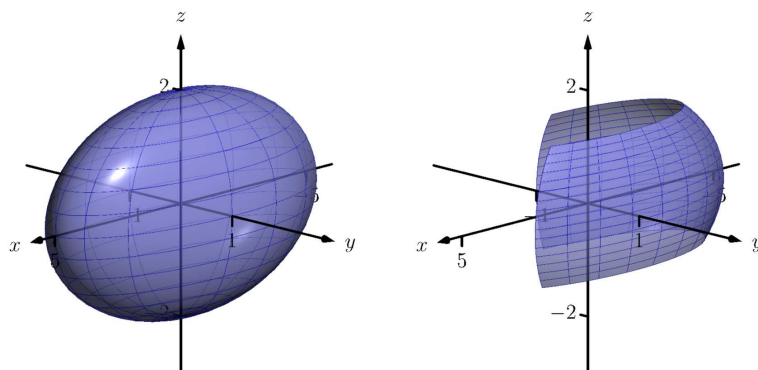


Figure 16.5.16 The elliptic cone as described in Example 16.5.15

Figure 16.5.17, where the cone is graphed for  $0 \leq u \leq \pi$ . Because  $v$  is negative below the  $xy$ -plane, the radii of the cross-sectional ellipses are negative, and the opposite side of the cone is sketched below the  $xy$ -plane.

#### Example 16.5.18 Parametrizing an ellipsoid.

Find a parametrization of the ellipsoid  $\frac{x^2}{25} + y^2 + \frac{z^2}{4} = 1$  as shown in Figure 16.5.19(a).



(a)

(b)

Figure 16.5.19 An ellipsoid in (a), drawn again in (b) with its domain restricted, as described in Example 16.5.18

**Solution.** Recall Key Idea 12.2.25 from Section 12.2, which states that all unit vectors in space have the form  $\langle \sin \theta \cos \varphi, \sin \theta \sin \varphi, \cos \theta \rangle$  for some angles  $\theta$  and  $\varphi$ . If we choose our angles appropriately, this allows us to draw the unit sphere. To get an ellipsoid, we need only scale each component of the sphere appropriately.

The  $x$ -radius of the given ellipsoid is 5, the  $y$ -radius is 1 and the  $z$ -radius is 2. Substituting  $u$  for  $\theta$  and  $v$  for  $\varphi$ , we have

$$\vec{r}(u, v) = \langle 5 \sin u \cos v, \sin u \sin v, 2 \cos u \rangle,$$

where we still need to determine the ranges of  $u$  and  $v$ .

Note how the  $x$  and  $y$  components of  $\vec{r}$  have  $\cos v$  and  $\sin v$  terms, respectively. This hints at the fact that ellipses are drawn parallel to the  $xy$ -plane as  $v$  varies, which implies we should have  $v$  range from 0 to  $2\pi$ . One may be tempted to let  $0 \leq u \leq 2\pi$  as well, but note how the  $z$  component is  $2 \cos u$ . We only need  $\cos u$  to take on values between  $-1$  and  $1$  once, therefore we can restrict  $u$  to  $0 \leq u \leq \pi$ .

The final parametrization is thus

$$\vec{r}(u, v) = \langle 5 \sin u \cos v, \sin u \sin v, 2 \cos u \rangle, 0 \leq u \leq \pi, 0 \leq v \leq 2\pi.$$

In Figure 16.5.19(b), the ellipsoid is graphed on  $\frac{\pi}{4} \leq u \leq \frac{2\pi}{3}$ ,  $\frac{\pi}{4} \leq v \leq \frac{3\pi}{2}$  to demonstrate how each variable affects the surface.

Parametrization is a powerful way to represent surfaces. One of the advantages of the methods of parametrization described in this section is that the domain of  $\vec{r}(u, v)$  is always a rectangle; that is, the bounds on  $u$  and  $v$  are constants. This will make some of our future computations easier to evaluate.

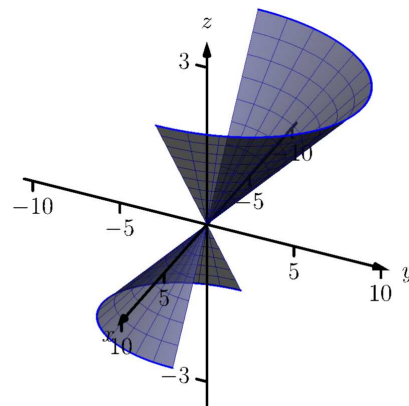


Figure 16.5.17 The elliptic cone as described in Example 16.5.15 with restricted domain

Just as we could parametrize curves in more than one way, there will always be multiple ways to parametrize a surface. Some ways will be more “natural” than others, but these other ways are not incorrect. Because technology is often readily available, it is often a good idea to check one’s work by graphing a parametrization of a surface to check if it indeed represents what it was intended to.

### 16.5.2 Surface Area

It will become important in the following sections to be able to compute the surface area of a surface  $\mathcal{S}$  given a smooth parametrization  $\vec{r}(u, v)$ ,  $a \leq u \leq b$ ,  $c \leq v \leq d$ . Following the principles given in the integration review at the beginning of this chapter, we can say that

$$\text{Surface Area of } \mathcal{S} = S = \iint_{\mathcal{S}} dS,$$

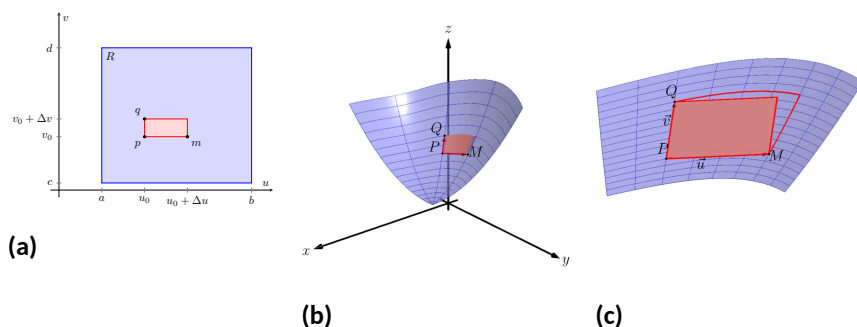
where  $dS$  represents a small amount of surface area. That is, to compute total surface area  $S$ , add up lots of small amounts of surface area  $dS$  across the entire surface  $\mathcal{S}$ . The key to finding surface area is knowing how to compute  $dS$ . We begin by approximating.

In Section 15.5 we used the area of a plane to approximate the surface area of a small portion of a surface. We will do the same here.

Let  $R$  be the region of the  $u$ - $v$  plane bounded by  $a \leq u \leq b$ ,  $c \leq v \leq d$  as shown in Figure 16.5.21(a). Partition  $R$  into rectangles of width  $\Delta u = \frac{b-a}{n}$  and height  $\Delta v = \frac{d-c}{n}$ , for some  $n$ . Let  $p = (u_0, v_0)$  be the lower left corner of some rectangle in the partition, and let  $m$  and  $q$  be neighboring corners as shown.

The point  $p$  maps to a point  $P = \vec{r}(u_0, v_0)$  on the surface  $\mathcal{S}$ , and the rectangle with corners  $p$ ,  $m$  and  $q$  maps to some region (probably not rectangular) on the surface as shown in Figure 16.5.21(b), where  $M = \vec{r}(m)$  and  $Q = \vec{r}(q)$ . We wish to approximate the surface area of this mapped region.

Let  $\vec{u} = M - P$  and  $\vec{v} = Q - P$ . These two vectors form a parallelogram, illustrated in Figure 16.5.21(c), whose area *approximates* the surface area we seek. In this particular illustration, we can see that parallelogram does not particularly match well the region we wish to approximate, but that is acceptable; by increasing the number of partitions of  $R$ ,  $\Delta u$  and  $\Delta v$  shrink and our approximations will become better.



**Figure 16.5.21** Illustrating the process of finding surface area by approximating with planes

From Section 12.4 we know the area of this parallelogram is  $\|\vec{u} \times \vec{v}\|$ . If we repeat this approximation process for each rectangle in the partition of  $R$ , we can sum the areas of all the parallelograms to get an approximation of the



[youtu.be/watch?v=9TtJ6xpudQ](https://youtu.be/watch?v=9TtJ6xpudQ)

**Figure 16.5.20** Tangent and normal vectors for parametric surfaces

surface area  $S$ :

$$\text{Surface area of } \mathcal{S} = S \approx \sum_{j=1}^n \sum_{i=1}^n \|\vec{u}_{i,j} \times \vec{v}_{i,j}\|,$$

where  $\vec{u}_{i,j} = \vec{r}(u_i + \Delta u, v_j) - \vec{r}(u_i, v_j)$  and  $\vec{v}_{i,j} = \vec{r}(u_i, v_j + \Delta v) - \vec{r}(u_i, v_j)$ .

From our previous calculus experience, we expect that taking a limit as  $n \rightarrow \infty$  will result in the exact surface area. However, the current form of the above double sum makes it difficult to realize what the result of that limit is. The following rewriting of the double summation will be helpful:

$$\begin{aligned} \sum_{j=1}^n \sum_{i=1}^n \|\vec{u}_{i,j} \times \vec{v}_{i,j}\| &= \\ \sum_{j=1}^n \sum_{i=1}^n \left\| \left( \vec{r}(u_i + \Delta u, v_j) - \vec{r}(u_i, v_j) \right) \times \left( \vec{r}(u_i, v_j + \Delta v) - \vec{r}(u_i, v_j) \right) \right\| &= \\ \sum_{j=1}^n \sum_{i=1}^n \left\| \frac{\vec{r}(u_i + \Delta u, v_j) - \vec{r}(u_i, v_j)}{\Delta u} \times \frac{\vec{r}(u_i, v_j + \Delta v) - \vec{r}(u_i, v_j)}{\Delta v} \right\| \Delta u \Delta v. \end{aligned}$$

We now take the limit as  $n \rightarrow \infty$ , forcing  $\Delta u$  and  $\Delta v$  to 0. As  $\Delta u \rightarrow 0$ ,

$$\frac{\vec{r}(u_i + \Delta u, v_j) - \vec{r}(u_i, v_j)}{\Delta u} \rightarrow \vec{r}_u(u_i, v_j) \text{ and}$$

$$\frac{\vec{r}(u_i, v_j + \Delta v) - \vec{r}(u_i, v_j)}{\Delta v} \rightarrow \vec{r}_v(u_i, v_j).$$

(This limit process also demonstrates that  $\vec{r}_u(u, v)$  and  $\vec{r}_v(u, v)$  are tangent to the surface  $\mathcal{S}$  at  $\vec{r}(u, v)$ . We don't need this fact now, but it will be important in the next section.)

Thus, in the limit, the double sum leads to a double integral:

$$\lim_{n \rightarrow \infty} \sum_{j=1}^n \sum_{i=1}^n \|\vec{u}_{i,j} \times \vec{v}_{i,j}\| = \int_c^d \int_a^b \|\vec{r}_u \times \vec{r}_v\| \, du \, dv.$$

#### Theorem 16.5.22 Surface Area of Parametrically Defined Surfaces.

Let  $\vec{r}(u, v)$  be a smooth parametrization of a surface  $\mathcal{S}$  over a closed, bounded region  $R$  of the  $u$ - $v$  plane.

- The surface area differential  $dS$  is:  $dS = \|\vec{r}_u \times \vec{r}_v\| \, dA$ .
- The surface area  $S$  of  $\mathcal{S}$  is

$$S = \iint_{\mathcal{S}} dS = \iint_R \|\vec{r}_u \times \vec{r}_v\| \, dA.$$

#### Example 16.5.24 Finding the surface area of a parametrized surface.

Using the parametrization found in [Example 16.5.6](#), find the surface area of  $z = x^2 + 2y^2$  over the circular disk of radius 2, centered at the origin.

**Solution.** In [Example 16.5.6](#), we parametrized the surface as  $\vec{r}(u, v) = \langle 2v \cos u, 2v \sin u, 4v^2 \cos^2 u + 8v^2 \sin^2 u \rangle$ , for  $0 \leq u \leq 2\pi, 0 \leq v \leq 1$ . To find the surface area using [Theorem 16.5.22](#), we need  $\|\vec{r}_u \times \vec{r}_v\|$ .



[youtu.be/watch?v=ezVITWloEfA](https://youtu.be/watch?v=ezVITWloEfA)

**Figure 16.5.23** Area of parametric surfaces

We find:

$$\begin{aligned}\vec{r}_u &= \langle -2v \sin u, 2v \cos u, 8v^2 \cos u \sin u \rangle \\ \vec{r}_v &= \langle 2 \cos u, 2 \sin u, 8v \cos^2 u + 16v \sin^2 u \rangle \\ \vec{r}_u \times \vec{r}_v &= \langle 16v^2 \cos u, 32v^2 \sin u, -4v \rangle \\ \|\vec{r}_u \times \vec{r}_v\| &= \sqrt{256v^4 \cos^2 u + 1024v^4 \sin^2 u + 16v^2}.\end{aligned}$$

Thus the surface area is

$$\begin{aligned}S &= \iint_S dS = \iint_R \|\vec{r}_u \times \vec{r}_v\| \, dA \\ &= \int_0^1 \int_0^{2\pi} \sqrt{256v^4 \cos^2 u + 1024v^4 \sin^2 u + 16v^2} \, du \, dv \\ &\approx 53.59.\end{aligned}$$

There is a lot of tedious work in the above calculations and the final integral is nontrivial. The use of a computer-algebra system is highly recommended.

In [Section 16.1](#), we recalled the arc length differential  $ds = \|\vec{r}'(t)\| \, dt$ . In subsequent sections, we used that differential, but in most applications the “ $\|\vec{r}'(t)\|$ ” part of the differential canceled out of the integrand (to our benefit, as integrating the square roots of functions is generally difficult). We will find a similar thing happens when we use the surface area differential  $dS$  in the following sections. That is, our main goal is not to be able to compute surface area; rather, surface area is a tool to obtain other quantities that are more important and useful. In our applications, we will use  $dS$ , but most of the time the “ $\|\vec{r}_u \times \vec{r}_v\|$ ” part will cancel out of the integrand, making the subsequent integration easier to compute.



[youtu.be/watch?v=9tIGTopQ5WE](https://youtu.be/watch?v=9tIGTopQ5WE)

**Figure 16.5.25** Surface area of a sphere



### 16.5.3 Exercises

#### Terms and Concepts

1. In your own words, describe what an orientable surface is.
2. Give an example of a non-orientable surface.

#### Problems

**Exercise Group.** In the following exercises, parametrize the surface defined by the function  $z = f(x, y)$  over each of the given regions  $R$  of the  $xy$ -plane.

3.  $z = 3x^2y$ ;

- (a)  $R$  is the rectangle bounded by  $-1 \leq x \leq 1$  and  $0 \leq y \leq 2$ .
- (b)  $R$  is the circle of radius 3, centered at  $(1, 2)$ .
- (c)  $R$  is the triangle with vertices  $(0, 0)$ ,  $(1, 0)$  and  $(0, 2)$ .
- (d)  $R$  is the region bounded by the  $x$ -axis and the graph of  $y = 1 - x^2$ .

4.  $z = 4x + 2y^2$ ;

- (a)  $R$  is the rectangle bounded by  $1 \leq x \leq 4$  and  $5 \leq y \leq 7$ .
- (b)  $R$  is the ellipse with major axis of length 8 parallel to the  $x$ -axis, and minor axis of length 6 parallel to the  $y$ -axis, centered at the origin.
- (c)  $R$  is the triangle with vertices  $(0, 0)$ ,  $(2, 2)$  and  $(0, 4)$ .
- (d)  $R$  is the annulus bounded between the circles, centered at the origin, with radius 2 and radius 5.

**Exercise Group.** In the following exercises, a surface  $\mathcal{S}$  in space is described that cannot be defined as the graph of a function  $f(x, y)$ . Give a parametrization of  $\mathcal{S}$ .

5.  $\mathcal{S}$  is the rectangle in space with corners at  $(0, 0, 0)$ ,  $(0, 2, 0)$ ,  $(0, 2, 1)$  and  $(0, 0, 1)$ .

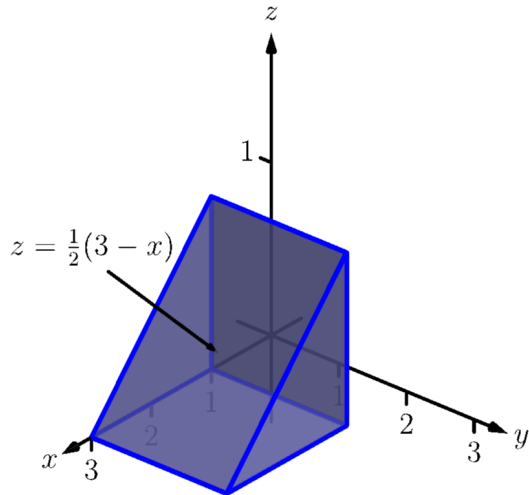
6.  $\mathcal{S}$  is the triangle in space with corners at  $(1, 0, 0)$ ,  $(1, 0, 1)$  and  $(0, 0, 1)$ .

7.  $\mathcal{S}$  is the ellipsoid  $\frac{x^2}{9} + \frac{y^2}{4} + \frac{z^2}{16} = 1$ .

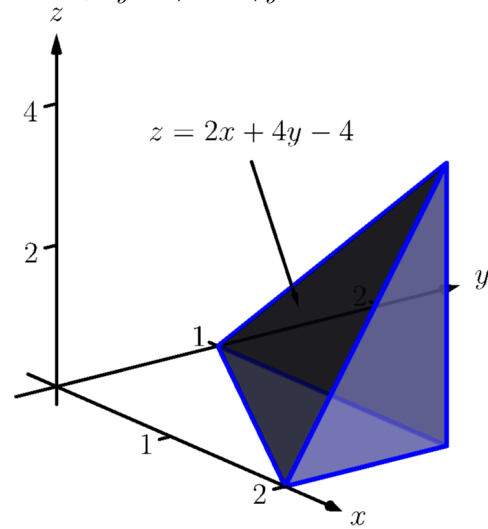
8.  $\mathcal{S}$  is the elliptic cone  $y^2 = x^2 + \frac{z^2}{16}$ , for  $-1 \leq y \leq 5$ .

**Exercise Group.** In the following exercises, a domain  $D$  in space is given. Parametrize each of the bounding surfaces of  $D$ .

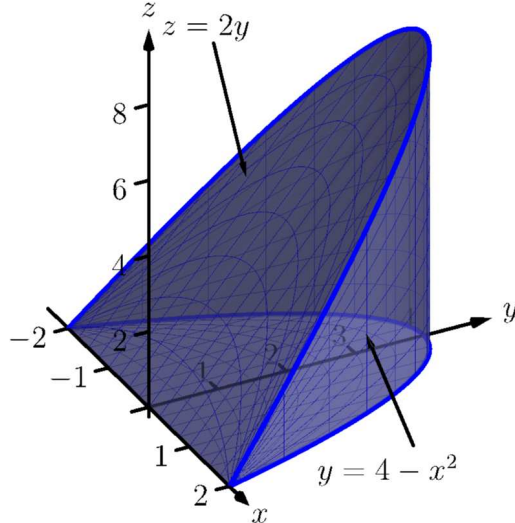
9.  $D$  is the domain bounded by the planes  $z = \frac{1}{2}(3 - x)$ ,  $x = 1$ ,  $y = 0$ ,  $y = 2$  and  $z = 0$ .



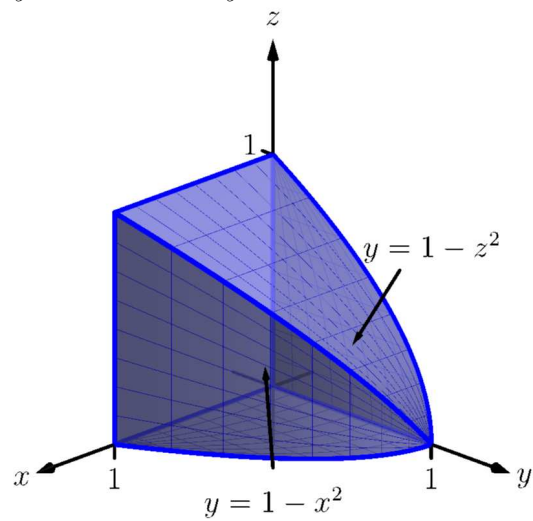
10.  $D$  is the domain bounded by the planes  $z = 2x + 4y - 4$ ,  $x = 2$ ,  $y = 1$  and  $z = 0$ .



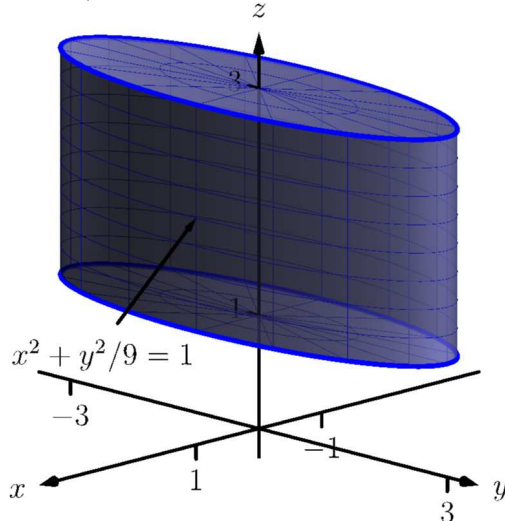
11.  $D$  is the domain bounded by  $z = 2y$ ,  $y = 4 - x^2$  and  $z = 0$ .



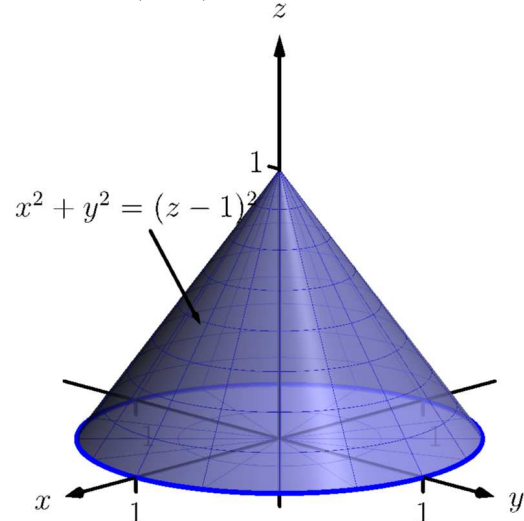
12.  $D$  is the domain bounded by  $y = 1 - z^2$ ,  $y = 1 - x^2$ ,  $x = 0$ ,  $y = 0$  and  $z = 0$ .



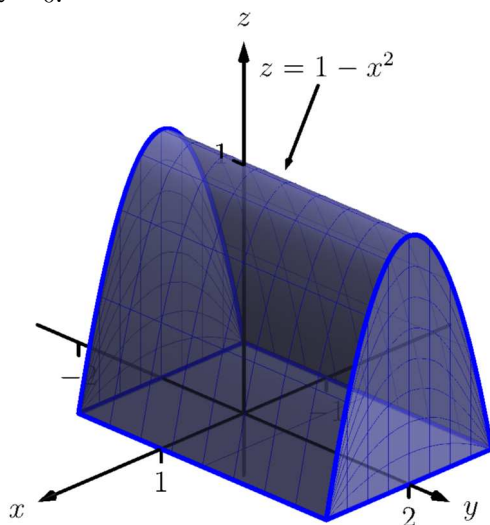
13.  $D$  is the domain bounded by the cylinder  $x^2 + y^2/9 = 1$  and the planes  $z = 1$  and  $z = 3$ .



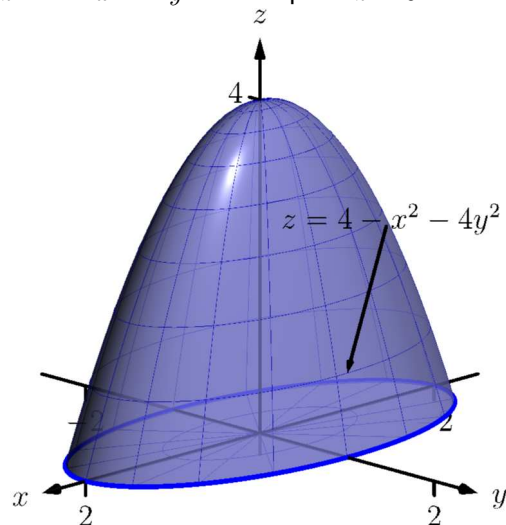
14.  $D$  is the domain bounded by the cone  $x^2 + y^2 = (z - 1)^2$  and the plane  $z = 0$ .



15.  $D$  is the domain bounded by the cylinder  $z = 1 - x^2$  and the planes  $y = -1$ ,  $y = 2$  and  $z = 0$ .



16.  $D$  is the domain bounded by the paraboloid  $z = 4 - x^2 - 4y^2$  and the plane  $z = 0$ .



**Exercise Group.** In the following exercises, find the surface area  $S$  of the given surface  $S$ . (The associated integrals are computable without the assistance of technology.)

17.  $S$  is the plane  $z = 2x + 3y$  over the rectangle  $-1 \leq x \leq 1$ ,  $2 \leq y \leq 3$ .  
 18.  $S$  is the plane  $z = x + 2y$  over the triangle with vertices at  $(0, 0)$ ,  $(1, 0)$  and  $(0, 1)$ .  
 19.  $S$  is the plane  $z = x + y$  over the circular disk, centered at the origin, with radius 2.  
 20.  $S$  is the plane  $z = x + y$  over the annulus bounded by the circles, centered at the origin, with radius 1 and radius 2.

**Exercise Group.** In the following exercises, set up the double integral that finds the surface area  $S$  of the given surface  $S$ , then use technology to approximate its value.

21.  $S$  is the paraboloid  $z = x^2 + y^2$  over the circular disk of radius 3 centered at the origin.  
 22.  $S$  is the paraboloid  $z = x^2 + y^2$  over the triangle with vertices at  $(0, 0)$ ,  $(0, 1)$  and  $(1, 1)$ .  
 23.  $S$  is the plane  $z = 5x - y$  over the region enclosed by the parabola  $y = 1 - x^2$  and the  $x$ -axis.  
 24.  $S$  is the hyperbolic paraboloid  $z = x^2 - y^2$  over the circular disk of radius 1 centered at the origin.

## 16.6 Surface Integrals

Consider a smooth surface  $\mathcal{S}$  that represents a thin sheet of metal. How could we find the mass of this metallic object?

If the density of this object is constant, then we can find mass via “mass = density  $\times$  surface area,” and we could compute the surface area using the techniques of the previous section.

What if the density were not constant, but variable, described by a function  $\delta(x, y, z)$ ? We can describe the mass using our general integration techniques as

$$\text{mass} = \iint_{\mathcal{S}} dm,$$

where  $dm$  represents “a little bit of mass.” That is, to find the total mass of the object, sum up lots of little masses over the surface.

How do we find the “little bit of mass”  $dm$ ? On a small portion of the surface with surface area  $\Delta S$ , the density is approximately constant, hence  $dm \approx \delta(x, y, z)\Delta S$ . As we use limits to shrink the size of  $\Delta S$  to 0, we get  $dm = \delta(x, y, z)dS$ ; that is, a little bit of mass is equal to a density times a small amount of surface area. Thus the total mass of the thin sheet is

$$\text{mass} = \iint_{\mathcal{S}} \delta(x, y, z) dS. \quad (16.6.1)$$

To evaluate the above integral, we would seek  $\vec{r}(u, v)$ , a smooth parametrization of  $\mathcal{S}$  over a region  $R$  of the  $u$ - $v$  plane. The density would become a function of  $u$  and  $v$ , and we would integrate  $\iint_R \delta(u, v) \|\vec{r}_u \times \vec{r}_v\| dA$ .

The integral in Equation (16.6.1) is a specific example of a more general construction defined below.

### 16.6.1 Surface integrals of scalar fields

#### Definition 16.6.2 Surface Integral.

Let  $G(x, y, z)$  be a continuous function defined on a surface  $\mathcal{S}$ . The **surface integral** of  $G$  on  $\mathcal{S}$  is

$$\iint_{\mathcal{S}} G(x, y, z) dS.$$

Surface integrals can be used to measure a variety of quantities beyond mass. If  $G(x, y, z)$  measures the static charge density at a point, then the surface integral will compute the total static charge of the sheet. If  $G$  measures the amount of fluid passing through a screen (represented by  $\mathcal{S}$ ) at a point, then the surface integral gives the total amount of fluid going through the screen.

#### Example 16.6.3 Finding the mass of a thin sheet.

Find the mass of a thin sheet modeled by the plane  $2x + y + z = 3$  over the triangular region of the  $xy$ -plane bounded by the coordinate axes and the line  $y = 2 - 2x$ , as shown in Figure 16.6.4, with density function  $\delta(x, y, z) = x^2 + 5y + z$ , where all distances are measured in cm and the density is given as gm/cm<sup>2</sup>.

**Solution.** We begin by parametrizing the planar surface  $\mathcal{S}$ . Using the techniques of the previous section, we can let  $x = u$  and  $y = v(2 - 2u)$ , where  $0 \leq u \leq 1$  and  $0 \leq v \leq 1$ . Solving for  $z$  in the equation of the



[youtu.be/watch?v=-1Ngl5Xts6E](https://youtu.be/watch?v=-1Ngl5Xts6E)

Figure 16.6.1 The surface integral of a scalar field (function)

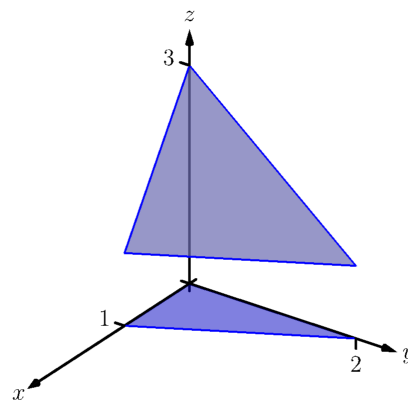


Figure 16.6.4 The surface whose mass is computed in Example 16.6.3

plane, we have  $z = 3 - 2x - y$ , hence  $z = 3 - 2u - v(2 - 2u)$ , giving the parametrization  $\vec{r}(u, v) = \langle u, v(2 - 2u), 3 - 2u - v(2 - 2u) \rangle$ . We need  $dS = \|\vec{r}_u \times \vec{r}_v\| dA$ , so we need to compute  $\vec{r}_u, \vec{r}_v$  and the norm of their cross product. We leave it to the reader to confirm the following:

$$\vec{r}_u = \langle 1, -2v, 2v - 2 \rangle, \vec{r}_v = \langle 0, 2 - 2u, 2u - 2 \rangle,$$

$$\vec{r}_u \times \vec{r}_v = \langle 4 - 4u, 2 - 2u, 2 - 2u \rangle \text{ and } \|\vec{r}_u \times \vec{r}_v\| = 2\sqrt{6}\sqrt{(u-1)^2}.$$

We need to be careful to not “simplify”  $\|\vec{r}_u \times \vec{r}_v\| = 2\sqrt{6}\sqrt{(u-1)^2}$  as  $2\sqrt{6}(u-1)$ ; rather, it is  $2\sqrt{6}|u-1|$ . In this example,  $u$  is bounded by  $0 \leq u \leq 1$ , and on this interval  $|u-1| = 1-u$ . Thus  $dS = 2\sqrt{6}(1-u)dA$ . The density is given as a function of  $x, y$  and  $z$ , for which we’ll substitute the corresponding components of  $\vec{r}$  (with the slight abuse of notation that we used in previous sections):

$$\begin{aligned} \delta(x, y, z) &= \delta(\vec{r}(u, v)) \\ &= u^2 + 5v(2 - 2u) + 3 - 2u - v(2 - 2u) \\ &= u^2 - 8uv - 2u + 8v + 3. \end{aligned}$$

Thus the mass of the sheet is:

$$\begin{aligned} M &= \iint_S dm \\ &= \iint_R \delta(\vec{r}(u, v)) \|\vec{r}_u \times \vec{r}_v\| dA \\ &= \int_0^1 \int_0^1 (u^2 - 8uv - 2u + 8v + 3)(2\sqrt{6}(1-u)) du dv \\ &= \frac{31}{\sqrt{6}} \approx 12.66 \text{ gm.} \end{aligned}$$

## 16.6.2 Flux

Let a surface  $S$  lie within a vector field  $\vec{F}$ . One is often interested in measuring the *flux* of  $\vec{F}$  across  $S$ ; that is, measuring “how much of the vector field passes across  $S$ .” For instance, if  $\vec{F}$  represents the velocity field of moving air and  $S$  represents the shape of an air filter, the flux will measure how much air is passing through the filter per unit time.

As flux measures the amount of  $\vec{F}$  passing across  $S$ , we need to find the “amount of  $\vec{F}$  orthogonal to  $S$ .” Similar to our measure of flux in the plane, this is equal to  $\vec{F} \cdot \vec{n}$ , where  $\vec{n}$  is a unit vector normal to  $S$  at a point. We now consider how to find  $\vec{n}$ .

Given a smooth parametrization  $\vec{r}(u, v)$  of  $S$ , the work in the previous section showing the development of our method of computing surface area also shows that  $\vec{r}_u(u, v)$  and  $\vec{r}_v(u, v)$  are tangent to  $S$  at  $\vec{r}(u, v)$ . Thus  $\vec{r}_u \times \vec{r}_v$  is orthogonal to  $S$ , and we let

$$\vec{n} = \frac{\vec{r}_u \times \vec{r}_v}{\|\vec{r}_u \times \vec{r}_v\|},$$

which is a unit vector normal to  $S$  at  $\vec{r}(u, v)$ .



[youtu.be/watch?v=ISowVEDVEzM](https://youtu.be/watch?v=ISowVEDVEzM)

**Figure 16.6.5** Introducing surface integrals of vector fields

The measurement of flux across a surface is a surface integral; that is, to measure total flux we sum the product of  $\vec{F} \cdot \vec{n}$  times a small amount of surface area:  $\vec{F} \cdot \vec{n} dS$ .

A nice thing happens with the actual computation of flux: the  $\|\vec{r}_u \times \vec{r}_v\|$  terms go away. Consider:

$$\begin{aligned} \text{Flux} &= \iint_S \vec{F} \cdot \vec{n} dS \\ &= \iint_R \vec{F} \cdot \frac{\vec{r}_u \times \vec{r}_v}{\|\vec{r}_u \times \vec{r}_v\|} \|\vec{r}_u \times \vec{r}_v\| dA \\ &= \iint_R \vec{F} \cdot (\vec{r}_u \times \vec{r}_v) dA. \end{aligned}$$

The above only makes sense if  $S$  is orientable; the normal vectors  $\vec{n}$  must vary continuously across  $S$ . We assume that  $\vec{n}$  does vary continuously. (If the parametrization  $\vec{r}$  of  $S$  is smooth, then our above definition of  $\vec{n}$  will vary continuously.)

**Definition 16.6.6 Flux over a surface.**

Let  $\vec{F}$  be a vector field with continuous components defined on an orientable surface  $S$  with normal vector  $\vec{n}$ . The **flux** of  $\vec{F}$  across  $S$  is

$$\text{Flux} = \iint_S \vec{F} \cdot \vec{n} dS.$$

If  $S$  is parametrized by  $\vec{r}(u, v)$ , which is smooth on its domain  $R$ , then

$$\text{Flux} = \iint_R \vec{F}(\vec{r}(u, v)) \cdot (\vec{r}_u \times \vec{r}_v) dA.$$

Since  $S$  is orientable, we adopt the convention of saying one passes from the “back” side of  $S$  to the “front” side when moving across the surface parallel to the direction of  $\vec{n}$ . Also, when  $S$  is closed, it is natural to speak of the regions of space “inside” and “outside”  $S$ . We also adopt the convention that when  $S$  is a closed surface,  $\vec{n}$  should point to the outside of  $S$ . If  $\vec{n} = \vec{r}_u \times \vec{r}_v$  points inside  $S$ , use  $\vec{n} = \vec{r}_v \times \vec{r}_u$  instead.

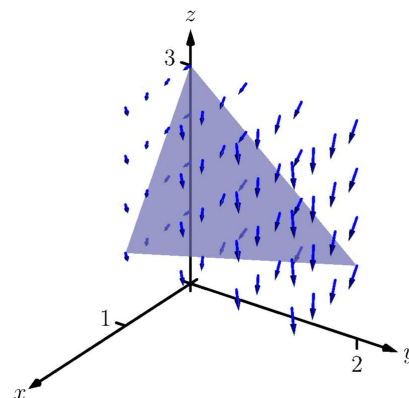
When the computation of flux is positive, it means that the field is moving from the back side of  $S$  to the front side; when flux is negative, it means the field is moving opposite the direction of  $\vec{n}$ , and is moving from the front of  $S$  to the back. When  $S$  is not closed, there is not a “right” and “wrong” direction in which  $\vec{n}$  should point, but one should be mindful of its direction to make full sense of the flux computation.

We demonstrate the computation of flux, and its interpretation, in the following examples.

**Example 16.6.7 Finding flux across a surface.**

Let  $S$  be the surface given in [Example 16.6.3](#), where  $S$  is parametrized by  $\vec{r}(u, v) = \langle u, v(2 - 2u), 3 - 2u - v(2 - 2u) \rangle$  on  $0 \leq u \leq 1, 0 \leq v \leq 1$ , and let  $\vec{F} = \langle 1, x, -y \rangle$ , as shown in [Figure 16.6.8](#). Find the flux of  $\vec{F}$  across  $S$ .

**Solution.** Using our work from the previous example, we have  $\vec{n} = \vec{r}_u \times \vec{r}_v = \langle 4 - 4u, 2 - 2u, 2 - 2u \rangle$ . We also need  $\vec{F}(\vec{r}(u, v)) = \langle 1, u, -v(2 - 2u) \rangle$ .



**Figure 16.6.8** The surface and vector field used in [Example 16.6.7](#)

Thus the flux of  $\vec{F}$  across  $\mathcal{S}$  is:

$$\begin{aligned}\text{Flux} &= \iint_{\mathcal{S}} \vec{F} \cdot \vec{n} \, dS \\ &= \iint_R \langle 1, u, -v(2-2u) \rangle \cdot \langle 4-4u, 2-2u, 2-2u \rangle \, dA \\ &= \int_0^1 \int_0^1 (-4u^2v - 2u^2 + 8uv - 2u - 4v + 4) \, du \, dv \\ &= 5/3.\end{aligned}$$

To make full use of this numeric answer, we need to know the direction in which the field is passing across  $\mathcal{S}$ . The graph in Figure 16.6.8 helps, but we need a method that is not dependent on a graph.

Pick a point  $(u, v)$  in the interior of  $R$  and consider  $\vec{n}(u, v)$ . For instance, choose  $(1/2, 1/2)$  and look at  $\vec{n}(1/2, 1/2) = \langle 2, 1, 1 \rangle / \sqrt{6}$ . This vector has positive  $x$ ,  $y$  and  $z$  components. Generally speaking, one has some idea of what the surface  $\mathcal{S}$  looks like, as that surface is for some reason important. In our case, we know  $\mathcal{S}$  is a plane with  $z$ -intercept of  $z = 3$ . Knowing  $\vec{n}$  and the flux measurement of positive  $5/3$ , we know that the field must be passing from “behind”  $\mathcal{S}$ , i.e., the side the origin is on, to the “front” of  $\mathcal{S}$ .



[youtu.be/watch?v=5XEt-DZedNM](https://youtu.be/watch?v=5XEt-DZedNM)

Figure 16.6.9 Computing a surface integral over part of a paraboloid

#### Example 16.6.10 Flux across surfaces with shared boundaries.

Let  $\mathcal{S}_1$  be the unit disk in the  $xy$ -plane, and let  $\mathcal{S}_2$  be the paraboloid  $z = 1 - x^2 - y^2$ , for  $z \geq 0$ , as graphed in Figure 16.6.11. Note how these two surfaces each have the unit circle as a boundary.

Let  $\vec{F}_1 = \langle 0, 0, 1 \rangle$  and  $\vec{F}_2 = \langle 0, 0, z \rangle$ . Using normal vectors for each surface that point “upward,” i.e., with a positive  $z$ -component, find the flux of each field across each surface.

**Solution.** We begin by parametrizing each surface.

The boundary of the unit disk in the  $xy$ -plane is the unit circle, which can be described with  $\langle \cos u, \sin u, 0 \rangle$ ,  $0 \leq u \leq 2\pi$ . To obtain the interior of the circle as well, we can scale by  $v$ , giving

$$\vec{r}_1(u, v) = \langle v \cos u, v \sin u, 0 \rangle, 0 \leq u \leq 2\pi, 0 \leq v \leq 1.$$

As the boundary of  $\mathcal{S}_2$  is also the unit circle, the  $x$  and  $y$  components of  $\vec{r}_2$  will be the same as those of  $\vec{r}_1$ ; we just need a different  $z$  component. With  $z = 1 - x^2 - y^2$ , we have

$$\vec{r}_2(u, v) = \langle v \cos u, v \sin u, 1 - v^2 \cos^2 u - v^2 \sin^2 u \rangle = \langle v \cos u, v \sin u, 1 - v^2 \rangle,$$

where  $0 \leq u \leq 2\pi$  and  $0 \leq v \leq 1$ .

We now compute the normal vectors  $\vec{n}_1$  and  $\vec{n}_2$ .

For  $\vec{n}_1$ :  $\vec{r}_{1u} = \langle -v \sin u, v \cos u, 0 \rangle$ ,  $\vec{r}_{1v} = \langle \cos u, \sin u, 0 \rangle$ , so

$$\vec{n}_1 = \vec{r}_{1u} \times \vec{r}_{1v} = \langle 0, 0, -v \rangle.$$

As this vector has a negative  $z$ -component, we instead use

$$\vec{n}_1 = \vec{r}_{1v} \times \vec{r}_{1u} = \langle 0, 0, v \rangle.$$

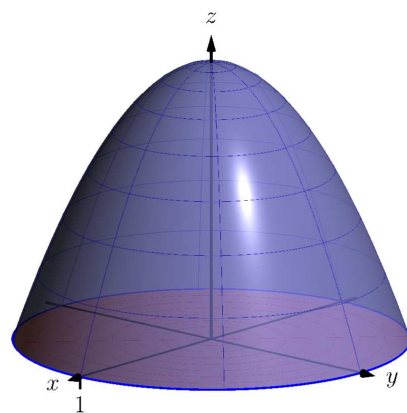


Figure 16.6.11 The surfaces used in Example 16.6.10

Similarly,  $\vec{n}_2: \vec{r}_{2u} = \langle -v \sin u, v \cos u, 0 \rangle, \vec{r}_{2v} = \langle \cos u, \sin u, -2v \rangle$ , so

$$\vec{n}_2 = \vec{r}_{2u} \times \vec{r}_{2v} = \langle -2v^2 \cos u, -2v^2 \sin u, -v \rangle.$$

Again, this normal vector has a negative  $z$ -component so we use

$$\vec{n}_2 = \vec{r}_{2v} \times \vec{r}_{2u} = \langle 2v^2 \cos u, 2v^2 \sin u, v \rangle.$$

We are now set to compute flux. Over field  $\vec{F}_1 = \langle 0, 0, 1 \rangle$ :

$$\begin{aligned} \text{Flux across } \mathcal{S}_1 &= \iint_{\mathcal{S}_1} \vec{F}_1 \cdot \vec{n}_1 dS \\ &= \iint_R \langle 0, 0, 1 \rangle \cdot \langle 0, 0, v \rangle dA \\ &= \int_0^1 \int_0^{2\pi} (v) du dv \\ &= \pi. \end{aligned}$$

$$\begin{aligned} \text{Flux across } \mathcal{S}_2 &= \iint_{\mathcal{S}_2} \vec{F}_1 \cdot \vec{n}_2 dS \\ &= \iint_R \langle 0, 0, 1 \rangle \cdot \langle 2v^2 \cos u, 2v^2 \sin u, v \rangle dA \\ &= \int_0^1 \int_0^{2\pi} (v) du dv \\ &= \pi. \end{aligned}$$

These two results are equal and positive. Each are positive because both normal vectors are pointing in the positive  $z$ -directions, as does  $\vec{F}_1$ . As the field passes through each surface in the direction of their normal vectors, the flux is measured as positive.

We can also intuitively understand why the results are equal. Consider  $\vec{F}_1$  to represent the flow of air, and let each surface represent a filter. Since  $\vec{F}_1$  is constant, and moving “straight up,” it makes sense that all air passing through  $\mathcal{S}_1$  also passes through  $\mathcal{S}_2$ , and vice-versa.

If we treated the surfaces as creating one piecewise-smooth surface  $\mathcal{S}$ , we would find the total flux across  $\mathcal{S}$  by finding the flux across each piece, being sure that each normal vector pointed to the outside of the closed surface. Above,  $\vec{n}_1$  does not point outside the surface, though  $\vec{n}_2$  does. We would instead want to use  $-\vec{n}_1$  in our computation. We would then find that the flux across  $\mathcal{S}_1$  is  $-\pi$ , and hence the total flux across  $\mathcal{S}$  is  $-\pi + \pi = 0$ . (As 0 is a special number, we should wonder if this answer has special significance. It does, which is briefly discussed following this example and will be more fully developed in the next section.)

We now compute the flux across each surface with  $\vec{F}_2 = \langle 0, 0, z \rangle$ :

$$\text{Flux across } \mathcal{S}_1 = \iint_{\mathcal{S}_1} \vec{F}_2 \cdot \vec{n}_1 dS.$$

Over  $\mathcal{S}_1$ ,  $\vec{F}_2 = \vec{F}_2(\vec{r}_2(u, v)) = \langle 0, 0, 0 \rangle$ . Therefore,

$$= \iint_R \langle 0, 0, 0 \rangle \cdot \langle 0, 0, v \rangle dA$$



$$\begin{aligned}
 &= \int_0^1 \int_0^{2\pi} (0) \, du \, dv \\
 &= 0.
 \end{aligned}$$

$$\text{Flux across } \mathcal{S}_2 = \iint_{\mathcal{S}_2} \vec{F}_2 \cdot \vec{n}_2 \, dS.$$

Over  $\mathcal{S}_2$ ,  $\vec{F}_2 = \vec{F}_2(\vec{r}_2(u, v)) = \langle 0, 0, 1 - v^2 \rangle$ . Therefore,

$$\begin{aligned}
 &= \iint_R \langle 0, 0, 1 - v^2 \rangle \cdot \langle 2v^2 \cos u, 2v^2 \sin u, v \rangle \, dA \\
 &= \int_0^1 \int_0^{2\pi} (v^3 - v) \, du \, dv \\
 &= \pi/2.
 \end{aligned}$$

This time the measurements of flux differ. Over  $\mathcal{S}_1$ , the field  $\vec{F}_2$  is just  $\vec{0}$ , hence there is no flux. Over  $\mathcal{S}_2$ , the flux is again positive as  $\vec{F}_2$  points in the positive  $z$  direction over  $\mathcal{S}_2$ , as does  $\vec{n}_2$ .

In the previous example, the surfaces  $\mathcal{S}_1$  and  $\mathcal{S}_2$  form a closed surface that is piecewise smooth. That the measurement of flux across each surface was the same for some fields (and not for others) is reminiscent of a result from [Section 16.4](#), where we measured flux across curves. The quick answer to why the flux was the same when considering  $\vec{F}_1$  is that  $\text{div } \vec{F}_1 = 0$ . In the next section, we'll see the second part of the [Divergence Theorem](#), which will more fully explain this occurrence. We will also explore [Stokes' Theorem](#), the spatial analogue to [Green's Theorem](#).

The videos in [Figure 16.6.12–16.6.13](#) present some additional examples involving surface integrals of vector fields. Note that computing flux across a cube requires us to consider all six faces. This is a case where the Divergence Theorem can greatly simplify matters. For integrals over spheres, there are often simplifications possible, especially for “radial” vector fields (those parallel to the position vector  $\vec{r}(x, y, z) = \langle x, y, z \rangle$ ).



[youtu.be/watch?v=u59S\\_E8VCM8](https://youtu.be/watch?v=u59S_E8VCM8)

**Figure 16.6.12** Computing flux across a cube



[youtu.be/watch?v=xdtbrzLRtBY](https://youtu.be/watch?v=xdtbrzLRtBY)

**Figure 16.6.13** Some surface integrals over spheres

## 16.6.3 Exercises

## Terms and Concepts

1. In the plane, flux is a measurement of how much of the vector field passes across a \_\_\_\_\_; in space, flux is a measurement of how much of the vector field passes across a \_\_\_\_\_.
2. When computing flux, what does it mean when the result is a negative number?
3. When  $S$  is a closed surface, we choose the normal vector so that it points to the \_\_\_\_\_ of the surface.
4. If  $S$  is a plane, and  $\vec{F}$  is always parallel to  $S$ , then the flux of  $\vec{F}$  across  $S$  will be \_\_\_\_\_.

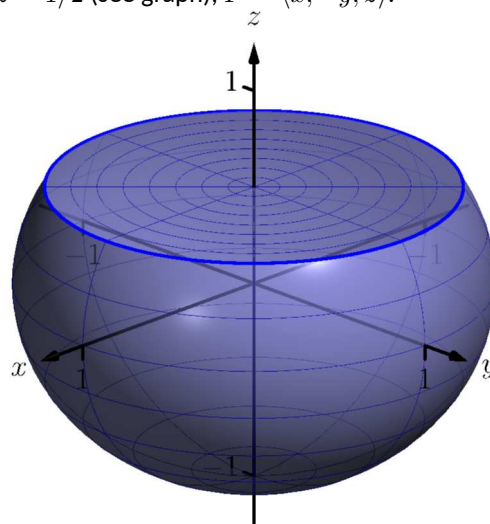
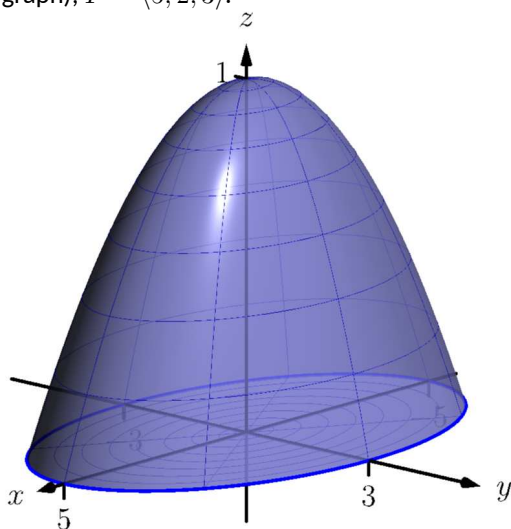
## Problems

**Exercise Group.** In the following exercises, a surface  $S$  that represents a thin sheet of material with density  $\delta$  is given. Find the mass of each thin sheet.

5.  $S$  is the plane  $z = x + y$  on  $-2 \leq x \leq 2$ ,  $-3 \leq y \leq 3$ , with  $\delta(x, y, z) = z + 10$ .
6.  $S$  is the unit sphere, with  $\delta(x, y, z) = x + y + z + 10$ .

**Exercise Group.** In the following exercises, a surface  $S$  and a vector field  $\vec{F}$  are given. Compute the flux of  $\vec{F}$  across  $S$ . (If  $S$  is not a closed surface, choose  $\vec{n}$  so that it has a positive  $z$ -component, unless otherwise indicated.)

7.  $S$  is the plane  $z = 3x + y$  on  $0 \leq x \leq 1$ ,  $1 \leq y \leq 4$ ;  $\vec{F} = \langle x^2, -z, 2y \rangle$ .
8.  $S$  is the plane  $z = 8 - x - y$  over the triangle with vertices at  $(0, 0)$ ,  $(1, 0)$  and  $(1, 5)$ ;  $\vec{F} = \langle 3, 1, 2 \rangle$ .
9.  $S$  is the paraboloid  $z = x^2 + y^2$  over the unit disk;  $\vec{F} = \langle 1, 0, 0 \rangle$ .
10.  $S$  is the unit sphere;  $\vec{F} = \langle y - z, z - x, x - y \rangle$ .
11.  $S$  is the square in space with corners at  $(0, 0, 0)$ ,  $(1, 0, 0)$ ,  $(1, 0, 1)$  and  $(0, 0, 1)$  (choose  $\vec{n}$  such that it has a positive  $y$ -component);  $\vec{F} = \langle 0, -z, y \rangle$ .
12.  $S$  is the disk in the  $yz$ -plane with radius 1, centered at  $(0, 1, 1)$  (choose  $\vec{n}$  such that it has a positive  $x$ -component);  $\vec{F} = \langle y, z, x \rangle$ .
13.  $S$  is the closed surface composed of  $S_1$ , whose boundary is the ellipse in the  $xy$ -plane described by  $\frac{x^2}{25} + \frac{y^2}{9} = 1$  and  $S_2$ , part of the elliptical paraboloid  $f(x, y) = 1 - \frac{x^2}{25} - \frac{y^2}{9}$  (see graph);  $\vec{F} = \langle 5, 2, 3 \rangle$ .
14.  $S$  is the closed surface composed of  $S_1$ , part of the unit sphere and  $S_2$ , part of the plane  $z = 1/2$  (see graph);  $\vec{F} = \langle x, -y, z \rangle$ .



## 16.7 The Divergence Theorem and Stokes' Theorem

### 16.7.1 The Divergence Theorem

**Theorem 16.4.20** gives the Divergence Theorem in the plane, which states that the flux of a vector field across a closed curve equals the sum of the divergences over the region enclosed by the curve. Recall that the flux was measured via a line integral, and the sum of the divergences was measured through a double integral.

We now consider the three-dimensional version of the Divergence Theorem. It states, in words, that the flux across a closed surface equals the sum of the divergences over the domain enclosed by the surface. Since we are in space (versus the plane), we measure flux via a surface integral, and the sums of divergences will be measured through a triple integral.

#### Theorem 16.7.2 The Divergence Theorem (in space).

Let  $D$  be a closed domain in space whose boundary is an orientable, piecewise smooth surface  $S$  with outer unit normal vector  $\vec{n}$ , and let  $\vec{F}$  be a vector field whose components are differentiable on  $D$ . Then

$$\iint_S \vec{F} \cdot \vec{n} \, dS = \iiint_D \operatorname{div} \vec{F} \, dV.$$

#### Example 16.7.3 Using the Divergence Theorem in space.

Let  $D$  be the domain in space bounded by the planes  $z = 0$  and  $z = 2x$ , along with the cylinder  $x = 1 - y^2$ , as graphed in [Figure 16.7.4](#), let  $S$  be the boundary of  $D$ , and let  $\vec{F} = \langle x + y, y^2, 2z \rangle$ .

Verify the Divergence Theorem by finding the total outward flux of  $\vec{F}$  across  $S$ , and show this is equal to  $\iiint_D \operatorname{div} \vec{F} \, dV$ .

**Solution.** The surface  $S$  is piecewise smooth, comprising surfaces  $S_1$ , which is part of the plane  $z = 2x$ , surface  $S_2$ , which is part of the cylinder  $x = 1 - y^2$ , and surface  $S_3$ , which is part of the plane  $z = 0$ . To find the total outward flux across  $S$ , we need to compute the outward flux across each of these three surfaces.

We leave it to the reader to confirm that surfaces  $S_1$ ,  $S_2$  and  $S_3$  can be parametrized by  $\vec{r}_1$ ,  $\vec{r}_2$  and  $\vec{r}_3$  respectively as

$$\vec{r}_1(u, v) = \langle v(1 - u^2), u, 2v(1 - u^2) \rangle,$$

$$\vec{r}_2(u, v) = \langle (1 - u^2), u, 2v(1 - u^2) \rangle,$$

$$\vec{r}_3(u, v) = \langle v(1 - u^2), u, 0 \rangle,$$

where  $-1 \leq u \leq 1$  and  $0 \leq v \leq 1$  for all three functions.

We compute a unit normal vector  $\vec{n}$  for each as  $\frac{\vec{r}_u \times \vec{r}_v}{\|\vec{r}_u \times \vec{r}_v\|}$ , though recall that as we are integrating  $\vec{F} \cdot \vec{n} \, dS$ , we actually only use  $\vec{r}_u \times \vec{r}_v$ . Finally, in previous flux computations, it did not matter which direction  $\vec{n}$  pointed as long as we made note of its direction. When using the Divergence Theorem, we need  $\vec{n}$  to point to the outside of the closed surface, so in practice this means we'll either use  $\vec{r}_u \times \vec{r}_v$  or  $\vec{r}_v \times \vec{r}_u$ , depending on which points outside of the closed surface  $S$ .

We leave it to the reader to confirm the following cross products and integrations are correct.

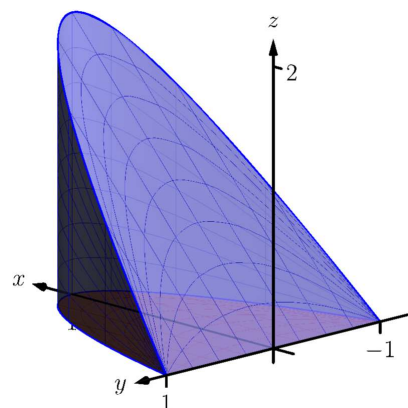
For  $S_1$ , we need to use  $\vec{r}_{1v} \times \vec{r}_{1u} = \langle 2(u^2 - 1), 0, 1 - u^2 \rangle$ . (Note the  $z$ -component is nonnegative as  $u \leq 1$ , therefore this vector always points



[youtu.be/watch?v=Ra6bxtTj5xU](https://youtu.be/watch?v=Ra6bxtTj5xU)

**Figure 16.7.1** Introducing the Divergence Theorem

Note: the term “outer unit normal vector” used in [Theorem 16.7.2](#) means  $\vec{n}$  points to the outside of  $S$ .



**Figure 16.7.4** The surfaces used in [Example 16.7.3](#)

up, meaning to the outside, of  $\mathcal{S}$ .) The flux across  $\mathcal{S}_1$  is:

$$\begin{aligned}
 \text{Flux across } \mathcal{S}_1 : &= \iint_{\mathcal{S}_1} \vec{F} \cdot \vec{n}_1 dS \\
 &= \int_0^1 \int_{-1}^1 \vec{F}(\vec{r}_1(u, v)) \cdot (\vec{r}_{1v} \times \vec{r}_{1u}) du dv \\
 &= \int_0^1 \int_{-1}^1 \langle v(1-u^2) + u, u^2, 4v(1-u^2) \rangle \cdot \langle 2(u^2-1), 0, 1-u^2 \rangle du dv \\
 &= \int_0^1 \int_{-1}^1 (2u^4v + 2u^3 - 4u^2v - 2u + 2v) du dv \\
 &= \frac{16}{15}.
 \end{aligned}$$

For  $\mathcal{S}_2$ , we use  $\vec{r}_{2u} \times \vec{r}_{2v} = \langle 2(1-u^2), 4u(1-u^2), 0 \rangle$ . (Note the  $x$ -component is always nonnegative, meaning this vector points outside  $\mathcal{S}$ .) The flux across  $\mathcal{S}_2$  is:

$$\begin{aligned}
 \text{Flux across } \mathcal{S}_2 : &= \iint_{\mathcal{S}_2} \vec{F} \cdot \vec{n}_2 dS \\
 &= \int_0^1 \int_{-1}^1 \vec{F}(\vec{r}_2(u, v)) \cdot (\vec{r}_{2u} \times \vec{r}_{2v}) du dv \\
 &= \int_0^1 \int_{-1}^1 \langle 1-u^2 + u, u^2, 4v(1-u^2) \rangle \cdot \langle 2(1-u^2), 4u(1-u^2), 0 \rangle du dv \\
 &= \int_0^1 \int_{-1}^1 (4u^5 - 2u^4 - 2u^3 + 4u^2 - 2u - 2) du dv \\
 &= \frac{32}{15}.
 \end{aligned}$$

For  $\mathcal{S}_3$ , we use  $\vec{r}_{3u} \times \vec{r}_{3v} = \langle 0, 0, u^2-1 \rangle$ . (Note the  $z$ -component is never positive, meaning this vector points down, outside of  $\mathcal{S}$ .) The flux across  $\mathcal{S}_3$  is:

$$\begin{aligned}
 \text{Flux across } \mathcal{S}_3 : &= \iint_{\mathcal{S}_3} \vec{F} \cdot \vec{n}_3 dS \\
 &= \int_0^1 \int_{-1}^1 \vec{F}(\vec{r}_3(u, v)) \cdot (\vec{r}_{3u} \times \vec{r}_{3v}) du dv \\
 &= \int_0^1 \int_{-1}^1 \langle v(1-u^2) + u, u^2, 0 \rangle \cdot \langle 0, 0, u^2-1 \rangle du dv \\
 &= \int_0^1 \int_{-1}^1 0 du dv \\
 &= 0.
 \end{aligned}$$

Thus the total outward flux, measured by surface integrals across all three component surfaces of  $\mathcal{S}$ , is  $16/15 + 32/15 + 0 = 48/15 = 16/5 = 3.2$ . We now find the total outward flux by integrating  $\text{div } \vec{F}$  over  $D$ .

Following the steps outlined in [Section 15.6](#), we see the bounds of  $x$ ,  $y$  and  $z$  can be set as (thinking “surface to surface, curve to curve, point to point”):

$$0 \leq z \leq 2x; 0 \leq x \leq 1 - y^2; -1 \leq y \leq 1.$$

With  $\operatorname{div} \vec{F} = 1 + 2y + 2 = 2y + 3$ , we find the total outward flux of  $\vec{F}$  over  $S$  as:

$$\text{Flux} = \iiint_D \operatorname{div} \vec{F} dV = \int_{-1}^1 \int_0^{1-y^2} \int_0^{2x} (2y + 3) dz dx dy = 16/5,$$

the same result we obtained previously.

In [Example 16.7.3](#) we see that the total outward flux of a vector field across a closed surface can be found two different ways because of the Divergence Theorem. One computation took far less work to obtain. In that particular case, since  $S$  was comprised of three separate surfaces, it was far simpler to compute one triple integral than three surface integrals (each of which required partial derivatives and a cross product). In practice, if outward flux needs to be measured, one would choose only one method. We will use both methods in this section simply to reinforce the truth of the Divergence Theorem.

We practice again in the following example.

#### Example 16.7.5 Using the Divergence Theorem in space.

Let  $S$  be the surface formed by the paraboloid  $z = 1 - x^2 - y^2$ ,  $z \geq 0$ , and the unit disk centered at the origin in the  $xy$ -plane, graphed in [Figure 16.7.6](#), and let  $\vec{F} = \langle 0, 0, z \rangle$ . (This surface and vector field were used in [Example 16.6.10](#).)

Verify the Divergence Theorem; find the total outward flux across  $S$  and evaluate the triple integral of  $\operatorname{div} \vec{F}$ , showing that these two quantities are equal.

**Solution.** We find the flux across  $S$  first. As  $S$  is piecewise-smooth, we decompose it into smooth components  $S_1$ , the disk, and  $S_2$ , the paraboloid, and find the flux across each.

In [Example 16.6.10](#), we found the flux across  $S_1$  is 0. We also found that the flux across  $S_2$  is  $\pi/2$ . (In that example, the normal vector had a positive  $z$  component hence was an outer normal.) Thus the total outward flux is  $0 + \pi/2 = \pi/2$ .

We now compute  $\iiint_D \operatorname{div} \vec{F} dV$ . We can describe  $D$  as the domain bounded by (think “surface to surface, curve to curve, point to point”):

$$0 \leq z \leq 1 - x^2 - y^2, -\sqrt{1 - x^2} \leq y \leq \sqrt{1 - x^2}, -1 \leq x \leq 1.$$

This description of  $D$  is not very easy to integrate. With polar, we can do better. Let  $R$  represent the unit disk, which can be described in polar simply as  $r$ , where  $0 \leq r \leq 1$  and  $0 \leq \theta \leq 2\pi$ . With  $x = r \cos \theta$  and  $y = r \sin \theta$ , the surface  $S_2$  becomes

$$z = 1 - x^2 - y^2 \Rightarrow 1 - (r \cos \theta)^2 - (r \sin \theta)^2 \Rightarrow 1 - r^2.$$

Thus  $D$  can be described as the domain bounded by:

$$0 \leq z \leq 1 - r^2, 0 \leq r \leq 1, 0 \leq \theta \leq 2\pi.$$

With  $\operatorname{div} \vec{F} = 1$ , we can integrate, recalling that  $dV = r dz dr d\theta$ :

$$\iiint_D \operatorname{div} \vec{F} dV = \int_0^{2\pi} \int_0^1 \int_0^{1-r^2} r dz dr d\theta = \frac{\pi}{2},$$

which matches our flux computation above.

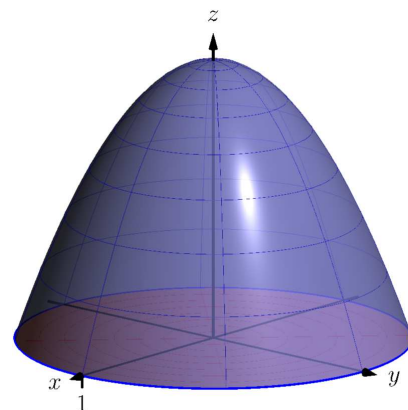


Figure 16.7.6 The surfaces used in [Example 16.7.5](#)

**Example 16.7.7** A “paradox” of the Divergence Theorem and Gauss’s Law.

The magnitude of many physical quantities (such as light intensity or electromagnetic and gravitational forces) follow an “inverse square law”: the magnitude of the quantity at a point is inversely proportional to the square of the distance to the source of the quantity.

Let a point light source be placed at the origin and let  $\vec{F}$  be the vector field which describes the intensity and direction of the emanating light. At a point  $(x, y, z)$ , the unit vector describing the direction of the light passing through that point is  $\langle x, y, z \rangle / \sqrt{x^2 + y^2 + z^2}$ . As the intensity of light follows the inverse square law, the magnitude of  $\vec{F}$  at  $(x, y, z)$  is  $k/(x^2 + y^2 + z^2)$  for some constant  $k$ . Taken together,

$$\vec{F}(x, y, z) = \frac{k}{(x^2 + y^2 + z^2)^{3/2}} \langle x, y, z \rangle.$$

Consider the cube, centered at the origin, with sides of length  $2a$  for some  $a > 0$  (hence corners of the cube lie at  $(a, a, a)$ ,  $(-a, -a, -a)$ , etc., as shown in Figure 16.7.8). Find the flux across the six faces of the cube and compare this to  $\iiint_D \operatorname{div} \vec{F} dV$ .

**Solution.** Let  $S_1$  be the “top” face of the cube, which can be parametrized by  $\vec{r}(u, v) = \langle u, v, a \rangle$  for  $-a \leq u \leq a$ ,  $-a \leq v \leq a$ . We leave it to the reader to confirm that  $\vec{r}_u \times \vec{r}_v = \langle 0, 0, 1 \rangle$ , which points outside of the cube.

The flux across this face is:

$$\begin{aligned} \text{Flux} &= \iint_{S_1} \vec{F} \cdot \vec{n} dS \\ &= \int_{-a}^a \int_{-a}^a \vec{F}(\vec{r}(u, v)) \cdot (\vec{r}_u \times \vec{r}_v) du dv \\ &= \int_{-a}^a \int_{-a}^a \frac{k a}{(u^2 + v^2 + a^2)^{3/2}} du dv. \end{aligned}$$

This double integral is *not* trivial to compute, requiring multiple trigonometric substitutions. This example is not meant to stress integration techniques, so we leave it to the reader to confirm the result is

$$= \frac{2k\pi}{3}.$$

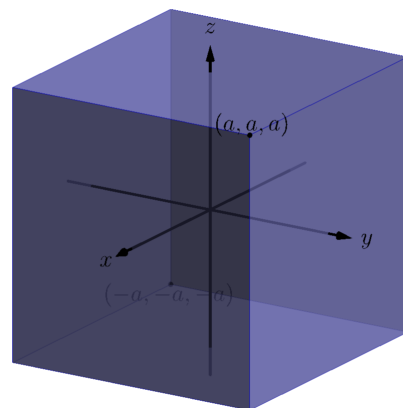
Note how the result is independent of  $a$ ; no matter the size of the cube, the flux through the top surface is always  $2k\pi/3$ .

An argument of symmetry shows that the flux through each of the six faces is  $2k\pi/3$ , thus the total flux through the faces of the cube is  $6 \times 2k\pi/3 = 4k\pi$ .

It takes a bit of algebra, but we can show that  $\operatorname{div} \vec{F} = 0$ . Thus the Divergence Theorem would seem to imply that the total flux through the faces of the cube should be

$$\text{Flux} = \iiint_D \operatorname{div} \vec{F} dV = \iiint_D 0 dV = 0,$$

but clearly this does not match the result from above. What went wrong?



**Figure 16.7.8** The cube used in Example 16.7.7

Revisit the statement of the Divergence Theorem. One of the conditions is that the components of  $\vec{F}$  must be differentiable on the domain enclosed by the surface. In our case,  $\vec{F}$  is *not* differentiable at the origin — it is not even defined! As  $\vec{F}$  does not satisfy the conditions of the Divergence Theorem, it does not apply, and we cannot expect  $\iint_S \vec{F} \cdot \vec{n} dA = \iiint_D \operatorname{div} \vec{F} dV$ .

Since  $\vec{F}$  is differentiable everywhere except the origin, the Divergence Theorem does apply over any domain that does not include the origin. Let  $S_2$  be any surface that encloses the cube used before, and let  $\hat{D}$  be the domain *between* the cube and  $S_2$ ; note how  $\hat{D}$  does not include the origin and so the Divergence Theorem does apply over this domain. The total outward flux over  $\hat{D}$  is thus  $\iiint_{\hat{D}} \operatorname{div} \vec{F} dV = 0$ , which means the amount of flux coming out of  $S_2$  is the same as the amount of flux coming out of the cube. The conclusion: the flux across *any* surface enclosing the origin will be  $4k\pi$ .

This has an important consequence in electrodynamics. Let  $q$  be a point charge at the origin. The electric field generated by this point charge is

$$\vec{E} = \frac{q}{4\pi\epsilon_0} \frac{\langle x, y, z \rangle}{(x^2 + y^2 + z^2)^{3/2}},$$

i.e., it is  $\vec{F}$  with  $k = q/(4\pi\epsilon_0)$ , where  $\epsilon_0$  is a physical constant (the “permittivity of free space”). Gauss’s Law states that the outward flux of  $\vec{E}$  across any surface enclosing the origin is  $q/\epsilon_0$ .

Our interest in the Divergence Theorem is twofold. First, its truth alone is interesting: to study the behavior of a vector field across a closed surface, one can examine properties of that field within the surface. Secondly, it offers an alternative way of computing flux. When there are multiple methods of computing a desired quantity, one has power to select the easiest computation as illustrated next.

#### Example 16.7.10 Using the Divergence Theorem to compute flux.

Let  $S$  be the cube bounded by the planes  $x = \pm 1$ ,  $y = \pm 1$ ,  $z = \pm 1$ , and let  $\vec{F} = \langle x^2y, 2yz, x^2z^3 \rangle$ . Compute the outward flux of  $\vec{F}$  over  $S$ .

**Solution.** We compute  $\operatorname{div} \vec{F} = 2xy + 2z + 3x^2z^2$ . By the Divergence Theorem, the outward flux is the triple integral over the domain  $D$  enclosed by  $S$ :

$$\text{Outward flux: } \int_{-1}^1 \int_{-1}^1 \int_{-1}^1 (2xy + 2z + 3x^2z^2) dz dy dx = \frac{8}{3}.$$

The direct flux computation requires six surface integrals, one for each face of the cube. The Divergence Theorem offers a much more simple computation.



[youtu.be/watch?v=Zc\\_OAF\\_CRlQ](https://youtu.be/watch?v=Zc_OAF_CRlQ)

Figure 16.7.9 Exploring Gauss’s Law

## 16.7.2 Stokes’ Theorem

Just as the spatial Divergence Theorem of this section is an extension of the planar Divergence Theorem, Stokes’ Theorem is the spatial extension of Green’s Theorem. Recall that Green’s Theorem states that the circulation of a vector field around a closed curve in the plane is equal to the sum of the curl of the

field over the region enclosed by the curve. Stokes' Theorem effectively makes the same statement: given a closed curve that lies on a surface  $S$ , the circulation of a vector field around that curve is the same as the sum of “the curl of the field” across the enclosed surface. We use quotes around “the curl of the field” to signify that this statement is not quite correct, as we do not sum  $\text{curl } \vec{F}$ , but  $\text{curl } \vec{F} \cdot \vec{n}$ , where  $\vec{n}$  is a unit vector normal to  $S$ . That is, we sum the portion of  $\text{curl } \vec{F}$  that is orthogonal to  $S$  at a point.

Green's Theorem dictated that the curve was to be traversed counterclockwise when measuring circulation. Stokes' Theorem will follow a right hand rule: when the thumb of one's right hand points in the direction of  $\vec{n}$ , the path  $C$  will be traversed in the direction of the curling fingers of the hand (this is equivalent to traversing counterclockwise in the plane).

### Theorem 16.7.12 Stokes' Theorem.

Let  $S$  be a piecewise smooth, orientable surface whose boundary is a piecewise smooth curve  $C$ , let  $\vec{n}$  be a unit vector normal to  $S$ , let  $C$  be traversed with respect to  $\vec{n}$  according to the right hand rule, and let the components of  $\vec{F}$  have continuous first partial derivatives over  $S$ . Then

$$\oint_C \vec{F} \cdot d\vec{r} = \iint_S (\text{curl } \vec{F}) \cdot \vec{n} dS.$$

In general, the best approach to evaluating the surface integral in Stokes' Theorem is to parametrize the surface  $S$  with a function  $\vec{r}(u, v)$ . We can find a unit normal vector  $\vec{n}$  as

$$\vec{n} = \frac{\vec{r}_u \times \vec{r}_v}{\|\vec{r}_u \times \vec{r}_v\|}.$$

Since  $dS = \|\vec{r}_u \times \vec{r}_v\| dA$ , the surface integral in practice is evaluated as

$$\iint_S (\text{curl } \vec{F}) \cdot (\vec{r}_u \times \vec{r}_v) dA,$$

where  $\vec{r}_u \times \vec{r}_v$  may be replaced by  $\vec{r}_v \times \vec{r}_u$  to properly match the direction of this vector with the orientation of the parametrization of  $C$ .

### Example 16.7.13 Verifying Stokes' Theorem.

Considering the planar surface  $f(x, y) = 7 - 2x - 2y$ , let  $C$  be the curve in space that lies on this surface above the circle of radius 1 and centered at  $(1, 1)$  in the  $xy$ -plane, let  $S$  be the planar region enclosed by  $C$ , as illustrated in Figure 16.7.14, and let  $\vec{F} = \langle x + y, 2y, y^2 \rangle$ . Verify Stoke's Theorem by showing  $\oint_C \vec{F} \cdot d\vec{r} = \iint_S (\text{curl } \vec{F}) \cdot \vec{n} dS$ .

**Solution.** We begin by parametrizing  $C$  and then find the circulation. A unit circle centered at  $(1, 1)$  can be parametrized with  $x = \cos t + 1$ ,  $y = \sin t + 1$  on  $0 \leq t \leq 2\pi$ ; to put this curve on the surface  $f$ , make the  $z$  component equal  $f(x, y)$ :  $z = 7 - 2(\cos t + 1) - 2(\sin t + 1) = 3 - 2\cos t - 2\sin t$ . All together, we parametrize  $C$  with  $\vec{r}(t) = \langle \cos t + 1, \sin t + 1, 3 - 2\cos t - 2\sin t \rangle$ .

The circulation of  $\vec{F}$  around  $C$  is

$$\begin{aligned} \oint_C \vec{F} \cdot d\vec{r} &= \int_0^{2\pi} \vec{F}(\vec{r}(t)) \cdot \vec{r}'(t) dt \\ &= \int_0^{2\pi} (2\sin^3 t - 2\cos t \sin^2 t + 3\sin^2 t - 3\cos t \sin t) dt \end{aligned}$$



[youtu.be/watch?v=WzrQbtC7ZiU](https://youtu.be/watch?v=WzrQbtC7ZiU)

Figure 16.7.11 Introducing Stokes' Theorem

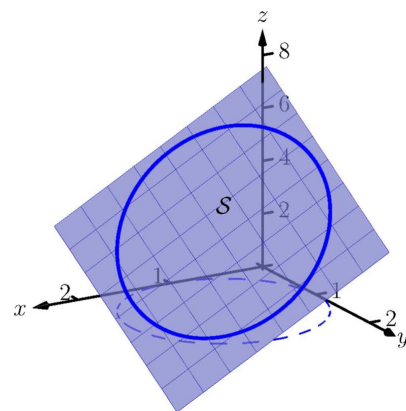


Figure 16.7.14 As given in Example 16.7.13, the surface  $S$  is the portion of the plane bounded by the curve



$$= 3\pi.$$

We now parametrize  $S$ . (We reuse the letter “ $r$ ” for our surface as this is our custom.) Based on the parametrization of  $C$  above, we describe  $S$  with  $\vec{r}(u, v) = \langle v \cos u + 1, v \sin u + 1, 3 - 2v \cos u - 2v \sin u \rangle$ , where  $0 \leq u \leq 2\pi$  and  $0 \leq v \leq 1$ .

We leave it to the reader to confirm that  $\vec{r}_u \times \vec{r}_v = \langle 2v, 2v, v \rangle$ . As  $0 \leq v \leq 1$ , this vector always has a non-negative  $z$ -component, which the right-hand rule requires given the orientation of  $C$  used above. We also leave it to the reader to confirm  $\text{curl } \vec{F} = \langle 2y, 0, -1 \rangle$ .

The surface integral of Stokes’ Theorem is thus

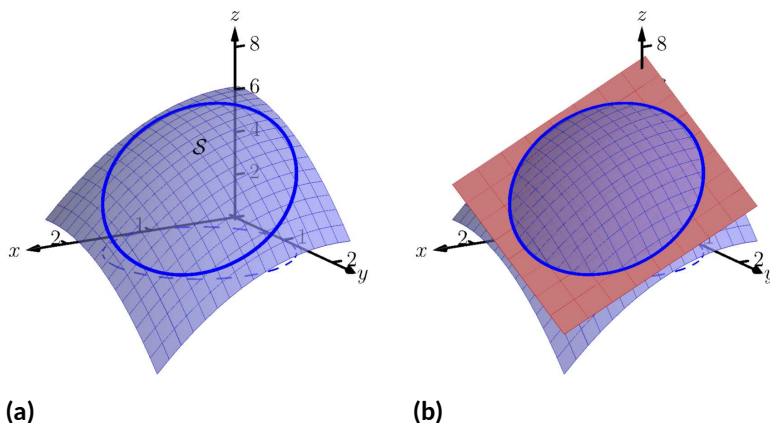
$$\begin{aligned} \iint_S (\text{curl } \vec{F}) \cdot \vec{n} \, dS &= \iint_S (\text{curl } \vec{F}) \cdot (\vec{r}_u \times \vec{r}_v) \, dA \\ &= \int_0^1 \int_0^{2\pi} \langle 2v \sin u + 2, 0, -1 \rangle \cdot \langle 2v, 2v, v \rangle \, du \, dv \\ &= 3\pi, \end{aligned}$$

which matches our previous result.

One of the interesting results of Stokes’ Theorem is that if two surfaces  $S_1$  and  $S_2$  share the same boundary, then  $\iint_{S_1} (\text{curl } \vec{F}) \cdot \vec{n} \, dS = \iint_{S_2} (\text{curl } \vec{F}) \cdot \vec{n} \, dS$ . That is, the value of these two surface integrals is somehow independent of the interior of the surface. We demonstrate this principle in the next example.

**Example 16.7.16 Stokes’ Theorem and surfaces that share a boundary.**

Let  $C$  be the curve given in [Example 16.7.13](#) and note that it lies on the surface  $z = 6 - x^2 - y^2$ . Let  $S$  be the region of this surface bounded by  $C$ , and let  $\vec{F} = \langle x + y, 2y, y^2 \rangle$  as in the previous example. Compute  $\iint_S (\text{curl } \vec{F}) \cdot \vec{n} \, dS$  to show it equals the result found in the previous example.



**Figure 16.7.17** As given in [Example 16.7.16](#), the surface  $S$  is the portion of the plane bounded by the curve

**Solution.** We begin by demonstrating that  $C$  lies on the surface  $z = 6 - x^2 - y^2$ . We can parametrize the  $x$  and  $y$  components of  $C$  with  $x = \cos t + 1, y = \sin t + 1$  as before. Lifting these components to the surface  $z = 6 - x^2 - y^2$  gives the  $z$  component as  $z = 6 - x^2 - y^2 =$



[youtu.be/watch?v=IxDa\\_2\\_Eric](https://youtu.be/watch?v=IxDa_2_Eric)

**Figure 16.7.15** An example with Stokes’ Theorem

$6 - (\cos t + 1)^2 - (\sin t + 1)^2 = 3 - 2 \cos t - 2 \sin t$ , which is the same  $z$  component as found in [Example 16.7.13](#). Thus the curve  $C$  lies on the surface  $z = 6 - x^2 - y^2$ , as illustrated in [Figure 16.7.17](#).

Since  $C$  and  $\vec{F}$  are the same as in the previous example, we already know that  $\oint_C \vec{F} \cdot d\vec{r} = 3\pi$ . We confirm that this is also the value of  $\iint_S (\text{curl } \vec{F}) \cdot \vec{n} dS$ .

We parametrize  $S$  with

$$\vec{r}(u, v) = \langle v \cos u + 1, v \sin u + 1, 6 - (v \cos u + 1)^2 - (v \sin u + 1)^2 \rangle,$$

where  $0 \leq u \leq 2\pi$  and  $0 \leq v \leq 1$ , and leave it to the reader to confirm that

$$\vec{r}_u \times \vec{r}_v = \langle 2v(v \cos u + 1), 2v(v \sin u + 1), v \rangle,$$

which also conforms to the right-hand rule with regard to the orientation of  $C$ . With  $\text{curl } \vec{F} = \langle 2y, 0, -1 \rangle$  as before, we have

$$\begin{aligned} & \iint_S (\text{curl } \vec{F}) \cdot \vec{n} dS \\ &= \int_0^1 \int_0^{2\pi} \langle 2v \sin u + 2, 0, -1 \rangle \cdot \langle 2v(v \cos u + 1), 2v(v \sin u + 1), v \rangle du dv \\ &= 3\pi. \end{aligned}$$

Even though the surfaces used in this example and in [Example 16.7.13](#) are very different, because they share the same boundary, Stokes' Theorem guarantees they have equal “sum of curls” across their respective surfaces.



[youtu.be/watch?v=slqNlkmYPiE](https://youtu.be/watch?v=slqNlkmYPiE)

**Figure 16.7.18** Another example with Stokes' Theorem

### 16.7.3 A Common Thread of Calculus

We have threefold interest in each of the major theorems of this chapter: the Fundamental Theorem of Line Integrals, Green's, Stokes' and the Divergence Theorems. First, we find the beauty of their truth interesting. Second, each provides two methods of computing a desired quantity, sometimes offering a simpler method of computation.

There is yet one more reason of interest in the major theorems of this chapter. These important theorems also all share an important principle with the Fundamental Theorem of Calculus, introduced in [Chapter 5](#).

Revisit this fundamental theorem, adopting the notation used heavily in this chapter. Let  $I$  be the interval  $[a, b]$  and let  $y = F(x)$  be differentiable on  $I$ , with  $F'(x) = f(x)$ . The Fundamental Theorem of Calculus states that

$$\int_I f(x) dx = F(b) - F(a).$$

That is, the sum of the rates of change of a function  $F$  over an interval  $I$  can also be calculated with a certain sum of  $F$  itself on the boundary of  $I$  (in this case, at the points  $x = a$  and  $x = b$ ).

Each of the named theorems above can be expressed in similar terms. Consider the Fundamental Theorem of Line Integrals: given a function  $f(x, y)$ , the gradient  $\nabla f$  is a type of rate of change of  $f$ . Given a curve  $C$  with initial and terminal points  $A$  and  $B$ , respectively, this fundamental theorem states that

$$\int_C \nabla f ds = f(B) - f(A),$$

where again the sum of a rate of change of  $f$  along a curve  $C$  can also be evaluated by a certain sum of  $f$  at the boundary of  $C$  (i.e., the points  $A$  and  $B$ ).

Green's Theorem is essentially a special case of Stokes' Theorem, so we consider just Stokes' Theorem here. Recalling that the curl of a vector field  $\vec{F}$  is a measure of a rate of change of  $\vec{F}$ , Stokes' Theorem states that over a surface  $S$  bounded by a closed curve  $C$ ,

$$\iint_S (\text{curl } \vec{F}) \cdot \vec{n} dS = \oint_C \vec{F} \cdot d\vec{r},$$

i.e., the sum of a rate of change of  $\vec{F}$  can be calculated with a certain sum of  $\vec{F}$  itself over the boundary of  $S$ . In this case, the latter sum is also an infinite sum, requiring an integral.

Finally, the Divergence Theorems state that the sum of divergences of a vector field (another measure of a rate of change of  $\vec{F}$ ) over a region can also be computed with a certain sum of  $\vec{F}$  over the boundary of that region. When the region is planar, the latter sum of  $\vec{F}$  is an integral; when the region is spatial, the latter sum of  $\vec{F}$  is a double integral.

The common thread among these theorems: the sum of a rate of change of a function over a region can be computed as another sum of the function itself on the boundary of the region. While very general, this is a very powerful and important statement.

## 16.7.4 Exercises

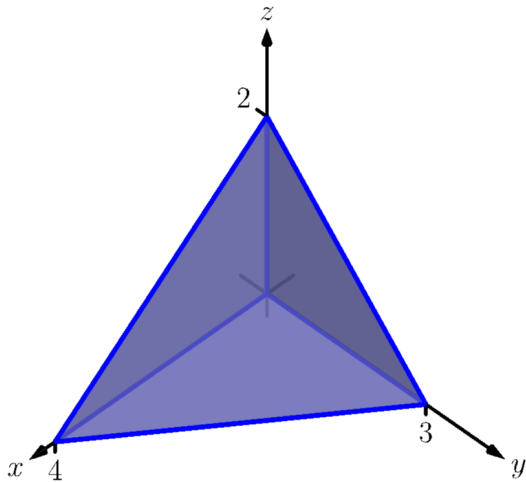
## Terms and Concepts

1. What are the differences between the Divergence Theorems of [Section 16.4](#) and this section?
2. What property of a vector field does the Divergence Theorem relate to flux?
3. What property of a vector field does Stokes' Theorem relate to circulation?
4. Stokes' Theorem is the spatial version of what other theorem?

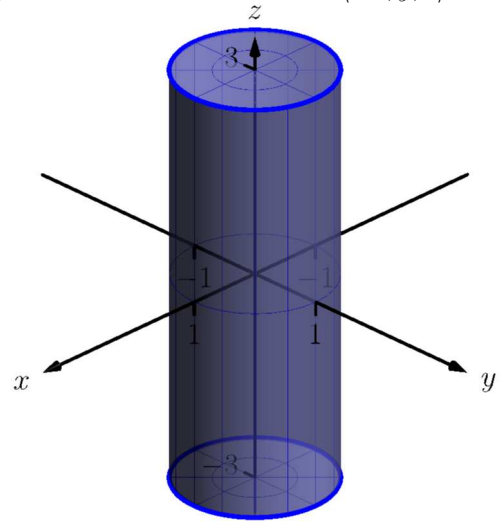
## Problems

**Exercise Group.** In the following exercises, a closed surface  $S$  enclosing a domain  $D$  and a vector field  $\vec{F}$  are given. Verify the Divergence Theorem on  $S$ ; that is, show  $\iint_S \vec{F} \cdot \vec{n} \, dS = \iiint_D \operatorname{div} \vec{F} \, dV$ .

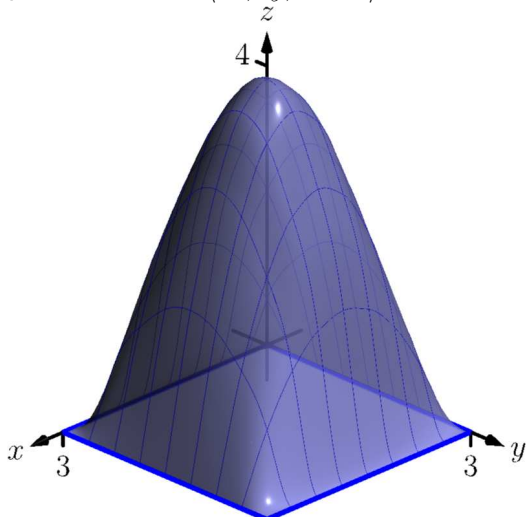
5.  $S$  is the surface bounding the domain  $D$  enclosed by the plane  $z = 2 - x/2 - 2y/3$  and the coordinate planes in the first octant;  $\vec{F} = \langle x^2, y^2, x \rangle$ .



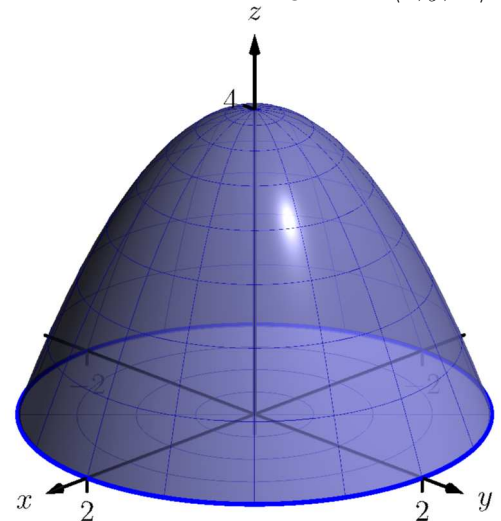
6.  $S$  is the surface bounding the domain  $D$  enclosed by the cylinder  $x^2 + y^2 = 1$  and the planes  $z = -3$  and  $z = 3$ ;  $\vec{F} = \langle -x, y, z \rangle$ .



7.  $S$  is the surface bounding the domain  $D$  enclosed by  $z = xy(3-x)(3-y)$  and the plane  $z = 0$ ;  $\vec{F} = \langle 3x, 4y, 5z + 1 \rangle$ .

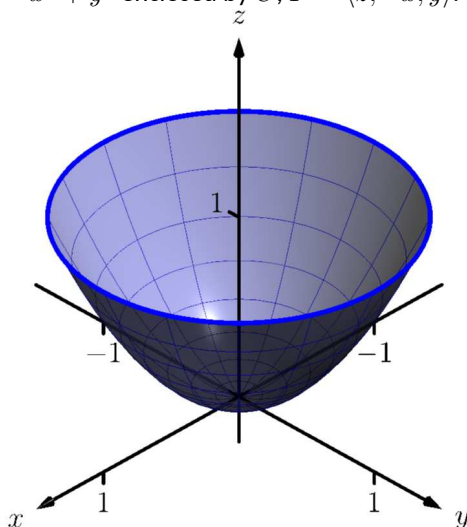


8.  $S$  is the surface composed of  $S_1$ , the paraboloid  $z = 4 - x^2 - y^2$  for  $z \geq 0$ , and  $S_2$ , the disk of radius 2 centered at the origin;  $\vec{F} = \langle x, y, z^2 \rangle$ .

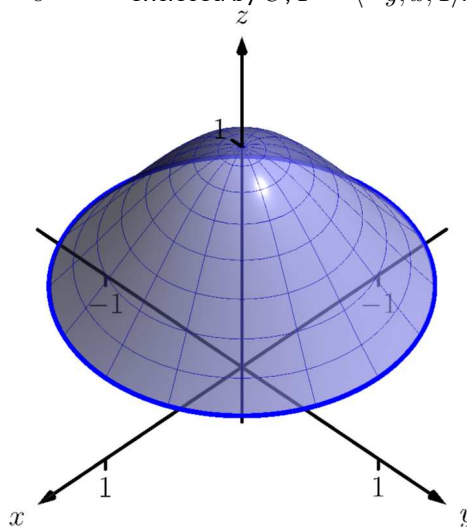


**Exercise Group.** In the following exercises, a closed curve  $C$  that is the boundary of a surface  $S$  is given along with a vector field  $\vec{F}$ . Verify Stokes' Theorem on  $C$ ; that is, show  $\oint_C \vec{F} \cdot d\vec{r} = \iint_S (\text{curl } \vec{F}) \cdot \vec{n} \, dS$ .

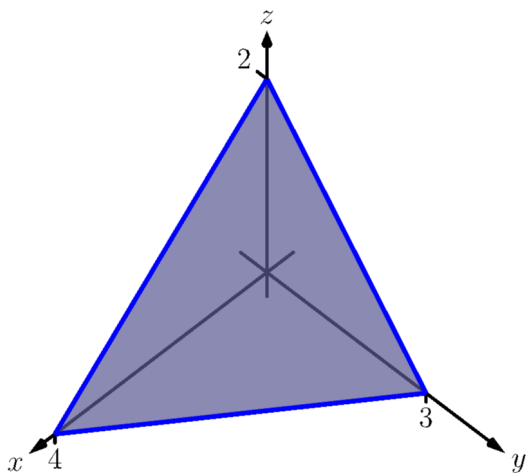
9.  $C$  is the curve parametrized by  $\vec{r}(t) = \langle \cos t, \sin t, 1 \rangle$  and  $S$  is the portion of  $z = x^2 + y^2$  enclosed by  $C$ ;  $\vec{F} = \langle z, -x, y \rangle$ .



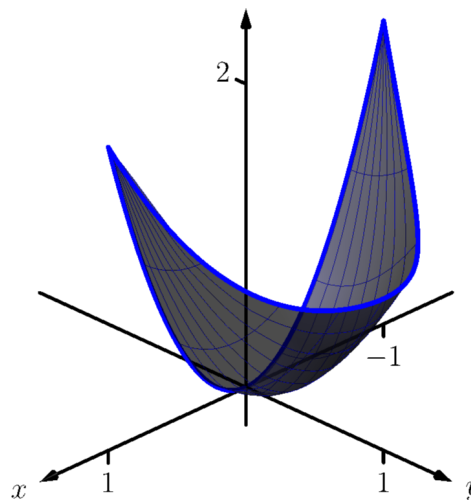
10.  $C$  is the curve parametrized by  $\vec{r}(t) = \langle \cos t, \sin t, e^{-1} \rangle$  and  $S$  is the portion of  $z = e^{-x^2-y^2}$  enclosed by  $C$ ;  $\vec{F} = \langle -y, x, 1 \rangle$ .



11.  $C$  is the curve that follows the triangle with vertices at  $(0, 0, 2)$ ,  $(4, 0, 0)$  and  $(0, 3, 0)$ , traversing the the vertices in that order and returning to  $(0, 0, 2)$ , and  $S$  is the portion of the plane  $z = 2 - x/2 - 2y/3$  enclosed by  $C$ ;  $\vec{F} = \langle y, -z, y \rangle$ .

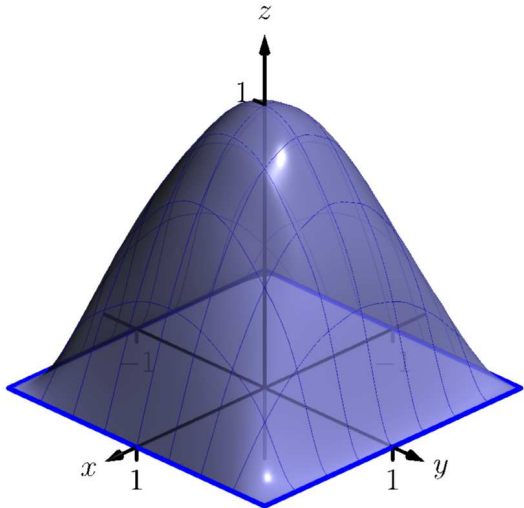


12.  $C$  is the curve whose  $x$  and  $y$  coordinates follow the parabola  $y = 1 - x^2$  from  $x = 1$  to  $x = -1$ , then follow the line from  $(-1, 0)$  back to  $(1, 0)$ , where the  $z$  coordinates of  $C$  are determined by  $f(x, y) = 2x^2 + y^2$ , and  $S$  is the portion of  $z = 2x^2 + y^2$  enclosed by  $C$ ;  $\vec{F} = \langle y^2 + z, x, x^2 - y \rangle$ .

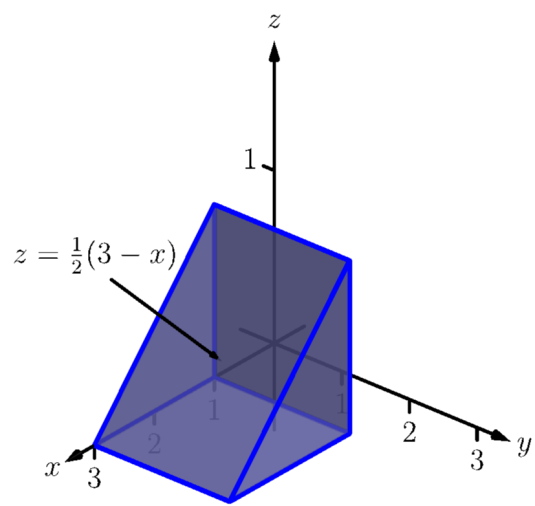


**Exercise Group.** In the following exercises, a closed surface  $S$  and a vector field  $\vec{F}$  are given. Find the outward flux of  $\vec{F}$  over  $S$  either through direct computation or through the Divergence Theorem.

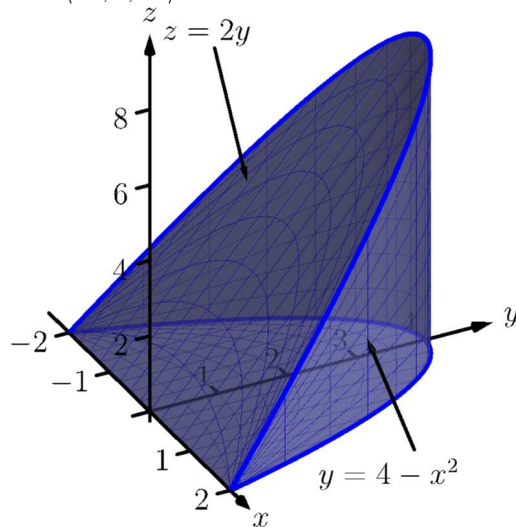
13.  $S$  is the surface formed by the intersections of  $z = 0$  and  $z = (x^2 - 1)(y^2 - 1)$ ;  $\vec{F} = \langle x^2 + 1, yz, xz^2 \rangle$ .



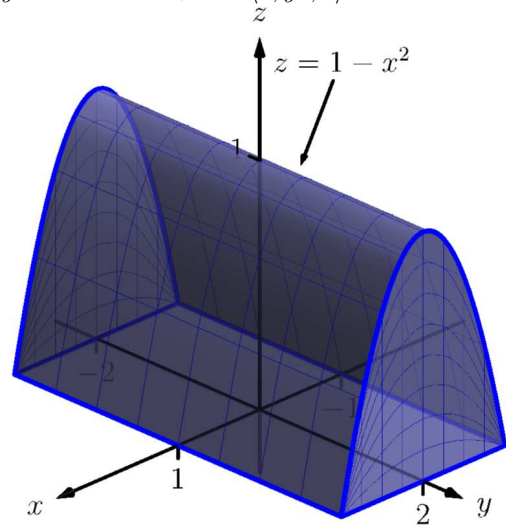
14.  $S$  is the surface formed by the intersections of the planes  $z = \frac{1}{2}(3 - x)$ ,  $x = 1$ ,  $y = 0$ ,  $y = 2$  and  $z = 0$ ;  $\vec{F} = \langle x, y^2, z \rangle$ .



15.  $S$  is the surface formed by the intersections of the planes  $z = 2y$ ,  $y = 4 - x^2$  and  $z = 0$ ;  $\vec{F} = \langle xz, 0, xz \rangle$ .

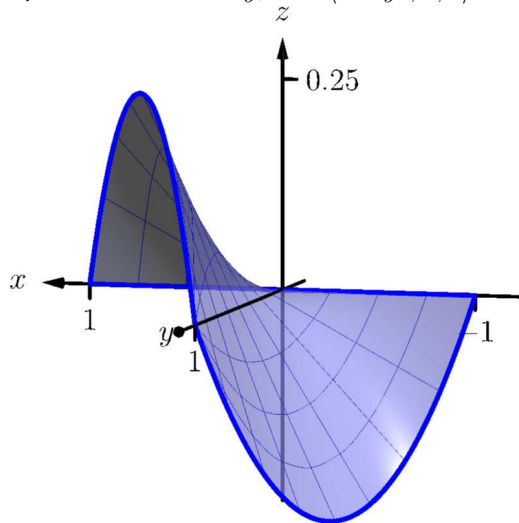


16.  $S$  is the surface formed by the intersections of the cylinder  $z = 1 - x^2$  and the planes  $y = -2$ ,  $y = 2$  and  $z = 0$ ;  $\vec{F} = \langle 0, y^3, 0 \rangle$ .

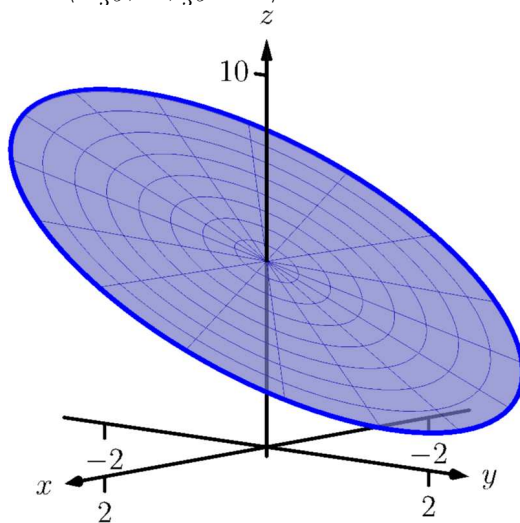


**Exercise Group.** In the following exercises, a closed curve  $C$  that is the boundary of a surface  $S$  is given along with a vector field  $\vec{F}$ . Find the circulation of  $\vec{F}$  around  $C$  either through direct computation or through Stokes' Theorem.

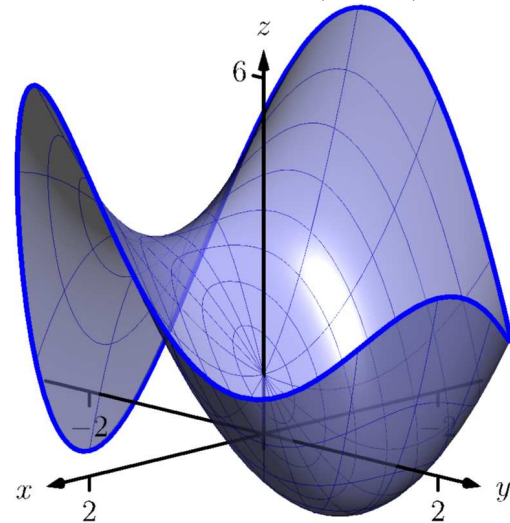
17.  $C$  is the curve whose  $x$ - and  $y$ -values are determined by the three sides of a triangle with vertices at  $(-1, 0)$ ,  $(1, 0)$  and  $(0, 1)$ , traversed in that order, and the  $z$ -values are determined by the function  $z = xy$ ;  $\vec{F} = \langle z - y^2, x, z \rangle$ .



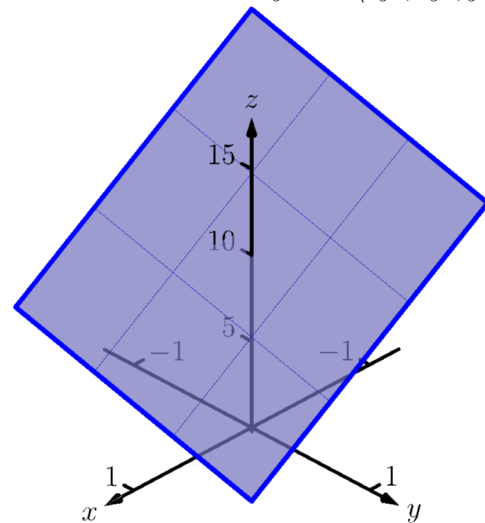
19.  $C$  is the curve whose  $x$ - and  $y$ -values are given by  $\vec{r}(t) = \langle \cos t, 3 \sin t \rangle$  and the  $z$ -values are determined by the function  $z = 5 - 2x - y$ ;  $\vec{F} = \langle -\frac{1}{3}y, 3x, \frac{2}{3}y - 3x \rangle$ .



18.  $C$  is the curve whose  $x$ - and  $y$ -values are given by  $\vec{r}(t) = \langle 2 \cos t, 2 \sin t \rangle$  and the  $z$ -values are determined by the function  $z = x^2 + y^3 - 3y + 1$ ;  $\vec{F} = \langle -y, x, z \rangle$ .



20.  $C$  is the curve whose  $x$ - and  $y$ -values are sides of the square with vertices at  $(1, 1)$ ,  $(-1, 1)$ ,  $(-1, -1)$  and  $(1, -1)$ , traversed in that order, and the  $z$ -values are determined by the function  $z = 10 - 5x - 2y$ ;  $\vec{F} = \langle 5y^2, 2y^2, y^2 \rangle$ .



**Exercise Group.** The following exercises are designed to challenge your understanding and require no computation.

21. Let  $\mathcal{S}$  be any closed surface enclosing a domain  $D$ . Consider  $\vec{F}_1 = \langle x, 0, 0 \rangle$  and  $\vec{F}_2 = \langle y, y^2, z - 2yz \rangle$ . These fields are clearly very different. Why is it that the total outward flux of each field across  $\mathcal{S}$  is the same?
22. (a) Green's Theorem can be used to find the area of a region enclosed by a curve by evaluating a line integral with the appropriate choice of vector field  $\vec{F}$ . What condition on  $\vec{F}$  makes this possible?
- (b) Likewise, Stokes' Theorem can be used to find the surface area of a region enclosed by a curve in space by evaluating a line integral with the appropriate choice of vector field  $\vec{F}$ . What condition on  $\vec{F}$  makes this possible?
23. The Divergence Theorem establishes equality between a particular double integral and a particular triple integral. What types of circumstances would lead one to choose to evaluate the triple integral over the double integral?
24. Stokes' Theorem establishes equality between a particular line integral and a particular double integral. What types of circumstances would lead one to choose to evaluate the double integral over the line integral?



# Appendices

## **Appendix A**

# **Answers to Selected Exercises**

# I • Math 1565: Calculus I

## 1 • Limits

### 1.1 • An Introduction To Limits

#### 1.1 • Exercises

##### Terms and Concepts

1.1.2. an indeterminate form

1.1.3. False

1.1.6. 1

##### Problems

1.1.7. 5

1.1.9. DNE

1.1.11.  $-4$

1.1.13. DNE

1.1.15. 1

1.1.17. 1

1.1.19. DNE

1.1.21.  $-7$

1.1.23. 5

1.1.25. 29

1.1.27.  $-1$

1.1.8. 3

1.1.10.  $\frac{2}{3}$

1.1.12. DNE or  $\infty$

1.1.14. 6

1.1.16. DNE

1.1.18. DNE

1.1.20. 1

1.1.22. 9

1.1.24.  $-0.111111$

1.1.26. 0.2

1.1.28. 0

### 1.2 • Epsilon-Delta Definition of a Limit

#### 1.2 • Exercises

##### Terms and Concepts

1.2.2.  $y$ -tolerance

1.2.3. True

1.2.4. True

### 1.3 • Finding Limits Analytically

#### 1.3 • Exercises

##### Terms and Concepts

1.3.6. True

**Problems**

1.3.7. 9

1.3.9. 0

1.3.11. 3

1.3.13. 3

1.3.15. 0

1.3.17.  $\pi$

1.3.19. 23

1.3.21.  $\frac{\sqrt{3}}{4}$

1.3.23. DNE

1.3.25.  $\frac{2\sqrt{3}}{3}$

1.3.27.  $\frac{\pi^2 - 4\pi - 2}{2\pi^2 - 2\pi + 1}$

1.3.29.  $\frac{1}{4}$

1.3.31.  $\frac{17}{4}$

1.3.33.  $\frac{4}{9}$

1.3.35. 0

1.3.37. 1

1.3.39. 8

1.3.41. 1

1.3.8. 6

1.3.10. DNE

1.3.12. not possible to know

1.3.14.  $-45$

1.3.16.  $\cos(3.14159)$

1.3.18. 1

1.3.20.  $\left(\frac{\pi-5}{\pi-8}\right)^4$

1.3.22.  $-\frac{16}{5}$

1.3.24. 256

1.3.26.  $\ln(4)$

1.3.28.  $\frac{2\pi-4}{5\pi-5}$

1.3.30.  $-\frac{7}{2}$

1.3.32.  $\frac{13}{3}$

1.3.34.  $\frac{5}{4}$

1.3.36. 0

1.3.38. 9

1.3.40.  $\frac{9}{8}$

1.3.42.  $\frac{\pi}{180}$

**1.4 • One-Sided Limits****1.4 • Exercises****Terms and Concepts**

1.4.2. False

1.4.3. False

1.4.4. True

**Problems**

1.4.5.

(a) 2

(b) 2

(c) 2

(d) 1

(e) DNE

(f) 4

1.4.6.

(a) 0

(b) 4

(c) DNE

(d) 4

(e) DNE

(f) 1

**1.4.7.**

- (a) DNE or  $\infty$
- (b) DNE or  $\infty$
- (c) DNE or  $\infty$
- (d) DNE
- (e) 5
- (f) 4

**1.4.9.**

- (a) 1
- (b) 1
- (c) 1
- (d) 1

**1.4.11.**

- (a) 2
- (b) 2
- (c) 2
- (d) 0
- (e) 2
- (f) 2
- (g) 2
- (h) DNE

**1.4.13.**

- (a) 2
- (b) 6
- (c) DNE
- (d) 2

**1.4.15.**

- (a) 9
- (b) 9
- (c) 9
- (d) 9
- (e) 126
- (f) 126
- (g) 126
- (h) 126

**1.4.8.**

- (a) 2
- (b) 3
- (c) DNE
- (d) 4

**1.4.10.**

- (a)  $-5$
- (b) 1
- (c) DNE
- (d) 3

**1.4.12.**

- (a)  $a - 1$
- (b)  $a$
- (c) DNE
- (d)  $a$

**1.4.14.**

- (a)  $-17$
- (b) 0
- (c) DNE
- (d) 0

**1.4.16.**

- (a)  $-1$
- (b) 0
- (c) DNE
- (d) 0

**1.4.17.**

- (a)  $1 - \cos^2(a)$
- (b)  $\sin^2(a)$
- (c)  $1 - \cos^2(a)$  or  $\sin^2(a)$
- (d)  $\sin^2(a)$

**1.4.19.**

- (a)  $-4$
- (b)  $-4$
- (c)  $-4$
- (d)  $-2$

**1.4.21.**

- (a)  $-1$
- (b)  $1$
- (c) DNE
- (d)  $0$

**1.4.18.**

- (a)  $0$
- (b)  $1$
- (c) DNE
- (d)  $-2$

**1.4.20.**

- (a)  $c$
- (b)  $c$
- (c)  $c$
- (d)  $c$

## 1.5 • Continuity

### 1.5 • Exercises

#### Terms and Concepts

**1.5.5.** False**1.5.6.** True**1.5.7.** True**1.5.8.** False**1.5.9.** False**1.5.10.** True

#### Problems

**1.5.11.** No.**1.5.13.** No.**1.5.15.** Yes.**1.5.17. (a).** No.**(b).** Yes.**(c).** No.**1.5.19.**

- (a) Yes.
- (b) Yes.

**1.5.12.** No.**1.5.14.** Yes.**1.5.16.** Yes.**1.5.18.** Yes.**1.5.20.**

- (a) Yes.
- (b) No.

**1.5.21.****(a)** Yes.**(b)** Yes.**1.5.23.**  $(-\infty, \infty)$ **1.5.25.**  $[-2, 2]$ **1.5.27.**  $(-\infty, -1.73205], [1.73205, \infty)$ **1.5.29.**  $(-\infty, \infty)$ **1.5.31.**  $(0, \infty)$ **1.5.33.**  $(-\infty, 1.09861]$ **1.5.39.** 1.23633**1.5.40.** 0.523633**1.5.41.** 0.693164**1.5.42.** 0.785547**1.5.22.****(a)** Yes.**(b)** No.**1.5.24.**  $(-\infty, -2], [2, \infty)$ **1.5.26.**  $[-3, 3]$ **1.5.28.**  $(-7, 7)$ **1.5.30.**  $(-\infty, \infty)$ **1.5.32.**  $(-\infty, \infty)$ **1.5.34.**  $(-\infty, \infty)$ 

## 1.6 • Limits Involving Infinity

### 1.6 • Exercises

#### Terms and Concepts

**1.6.1.** False**1.6.2.** True**1.6.3.** False**1.6.4.** True**1.6.5.** True

#### Problems

**1.6.9.****(a)**  $-\infty$ **(b)**  $\infty$ **1.6.11.****(a)** 0**(b)** 3**(c)** 1.5**(d)** 1.5**1.6.10.****(a)**  $-\infty$ **(b)**  $\infty$ **(c)** DNE**(d)**  $\infty$ **(e)**  $\infty$ **(f)**  $\infty$ **1.6.12.****(a)** DNE**(b)** DNE**(c)** 0**(d)** 0

**1.6.13.**

(a) DNE

(b) DNE

**1.6.15.**(a)  $-\infty$ (b)  $\infty$ 

(c) DNE

**1.6.17.**(a)  $\infty$ (b)  $\infty$ (c)  $\infty$ **1.6.19.**  $y = 2, x = -2, x = 9$ **1.6.21.**  $y = 0, x = 0, x = 4$ **1.6.23.** NONE**1.6.25.**  $\infty$ **1.6.27.**  $\infty$ **1.6.14.**(a)  $-9$ (b)  $\infty$ **1.6.16.**(a)  $-\infty$ (b)  $-\infty$ (c)  $-\infty$ **1.6.18.**

(a) 1.8

(b) 1.8

(c) 1.8

**1.6.20.**  $y = \frac{5}{-2}, x = -9$ **1.6.22.**  $x = -3$ **1.6.24.**  $y = \frac{4}{-1}$ **1.6.26.**  $\infty$ **1.6.28.**  $\infty$ 

## 2 • Derivatives

### 2.1 • Instantaneous Rates of Change: The Derivative

#### 2.1 • Exercises

##### Terms and Concepts

**2.1.1.** True**2.1.2.** True

##### Problems

**2.1.7.** 0**2.1.9.**  $-3$ **2.1.11.**  $3x^2$ **2.1.13.**  $\frac{-1}{x^2}$ **2.1.15. (a).**  $y = 6$ (b).  $x = -2$ **2.1.17. (a).**  $3x + y = 4$ (b).  $y - 0.333333x = -19.3333$ **2.1.19. (a).**  $y - 48x = -128$ (b).  $0.0208333x + y = 64.0833$ **2.1.21. (a).**  $0.25x + y = -1$ (b).  $y - 4x = 7.5$ **2.1.8.** 2**2.1.10.**  $2x$ **2.1.12.**  $6x - 1$ **2.1.14.**  $\frac{-1}{(s-2)^2}$ **2.1.16. (a).**  $y - 2x = 0$ (b).  $0.5x + y = 7.5$ **2.1.18. (a).**  $y - 4x = -4$ (b).  $0.25x + y = 4.5$ **2.1.20. (a).**  $7x + y = 1$ (b).  $y - 0.142857x = 8.14286$ **2.1.22. (a).**  $x + y = 4$ (b).  $y - x = -2$



**2.1.23.**  $5.9x + y = 1.2$

**2.1.25.**  $y - 0.0192627x = 0.0953664$

**2.1.24.**  $y - 11.1111x = 110$

**2.1.26.**  $0.04996x + y = 1$

**2.1.27.**

**(a)**  $-2, 0, 4$

**(b)**  $2x$

**(c)**  $-2, 0, 4$

**2.1.28.**

**(a)**  $-1, -0.25$

**(b)**  $\frac{-1}{(x+1)^2}$

**(c)**  $-1, -0.25$

**2.1.33. (a).**  $(-2, 0) \cup (2, \infty)$

**(b).**  $(-\infty, -2) \cup (0, 2)$

**(c).**  $\{-2, 0, 2\}$

**(d).**  $(-1, 1)$

**(e).**  $(-\infty, -1) \cup (1, \infty)$

**(f).**  $\{-1, 1\}$

**2.1.34. (a).**  $(-2, 2)$

**(b).**  $(-\infty, -2) \cup (2, \infty)$

**(c).**  $\{-2, 2\}$

**(d).**  $(-1, 0) \cup (1, \infty)$

**(e).**  $(-\infty, -1) \cup (0, 1)$

**(f).**  $\{-1, 0, 1\}$

**2.1.35.** no**2.1.36.** yes

## 2.2 • Interpretations of the Derivative

### 2.2 • Exercises

#### Terms and Concepts

**2.2.1.** velocity**2.2.3.** linear functions

#### Problems

**2.2.4.** 20**2.2.5.**  $-89$ **2.2.6.** 91**2.2.7.**  $f(10.1)$ **2.2.8.**  $-2$ **2.2.9.** 7**2.2.10.** decibels per customer**2.2.11.** foot per second squared**2.2.12.** foot per hour**2.2.15.** Choice 1**2.2.17.** Choice 2**2.2.16.** Choice 2**2.2.18.** Choice 2

## 2.3 • Basic Differentiation Rules

## 2.3 • Exercises

### Terms and Concepts

**2.3.1.** the power rule

**2.3.2.**  $\frac{1}{x}$

**2.3.3.**  $e^x$

**2.3.4.** 10

**2.3.5.** Choice 1, Choice 2, Choice 5, Choice 6

**2.3.7.**  $17x - 205$

**2.3.9. (a).** a velocity function

**(b).** an acceleration function

**2.3.10.** pound per foot squared

### Problems

**2.3.11.**  $-(14x + 8)$

**2.3.13.**  $9 - (20t^4 + \frac{3}{4}t^2)$

**2.3.15.**  $3e^r$

**2.3.17.**  $\frac{6}{x} + 9$

**2.3.19.**  $\sin(t) - (e^t + \cos(t))$

**2.3.21.** 0

**2.3.23.**  $24x^2 + 96x + 96$

**2.3.25.**  $8x + 28$

**2.3.27. (a).**  $9x^8$

**(b).**  $9 \cdot 8x^7$

**(c).**  $9 \cdot 8 \cdot 7x^6$

**(d).**  $9 \cdot 8 \cdot 7 \cdot 6x^5$

**2.3.29. (a).**  $-(4 \cdot 2t + 3 + e^t)$

**(b).**  $-(8 + e^t)$

**(c).**  $-e^t$

**(d).**  $-e^t$

**2.3.31. (a).**  $-(\cos(\theta) - \sin(\theta))$

**(b).**  $\sin(\theta) + \cos(\theta)$

**(c).**  $\cos(\theta) - \sin(\theta)$

**(d).**  $-(\sin(\theta) + \cos(\theta))$

**2.3.33. (a).**  $y = 20(x - 2) + 24$

**(b).**  $y = -\frac{1}{20}(x - 2) + 24$

**2.3.35. (a).**  $y = x - 1$

**(b).**  $y = -(x - 1)$

**2.3.37. (a).**  $y = \frac{2 \cdot 1}{2}(x - \frac{\pi}{6}) + \frac{-2\sqrt{3}}{2}$

**(b).**  $y = -(\frac{1}{2} \cdot 2)(x - \frac{\pi}{6}) + \frac{-2\sqrt{3}}{2}$

**2.3.12.**  $28x - 48x^2 + 5$

**2.3.14.**  $19 \sin(\theta) - 3 \cos(\theta)$

**2.3.16.**  $21t^2 + 5 \sin(t) - 2 \cos(t)$

**2.3.18.**  $s^3 + s^2 + s + 1$

**2.3.20.**  $\frac{8}{x}$

**2.3.22.**  $18t + 24$

**2.3.24.**  $3x^2 + 18x + 27$

**2.3.28. (a).**  $-8 \sin(x)$

**(b).**  $-(8 \cos(x))$

**(c).**  $8 \sin(x)$

**(d).**  $8 \cos(x)$

**2.3.30. (a).**  $2\theta + 8\theta^7$

**(b).**  $2 + 8 \cdot 7\theta^6$

**(c).**  $8 \cdot 7 \cdot 6\theta^5$

**(d).**  $8 \cdot 7 \cdot 6 \cdot 5\theta^4$

**2.3.32. (a).** 0

**(b).** 0

**(c).** 0

**(d).** 0

**2.3.34. (a).**  $y = e^0 \ln(e)(t - 0) + e^0 - 2$

**(b).**  $y = \frac{-1}{e^0 \ln(e)}(t - 0) + e^0 - 2$

**2.3.36. (a).**  $y = \frac{4\sqrt{3}}{2}(x - \frac{\pi}{6}) + \frac{4 \cdot 1}{2}$

**(b).**  $y = -(\frac{1}{4} \frac{2\sqrt{3}}{3})(x - \frac{\pi}{6}) + \frac{4 \cdot 1}{2}$

**2.3.38. (a).**  $9 - 9x$

**(b).**  $y = \frac{-1}{-9}(x - (-9)) + 90$

## 2.4 • The Product and Quotient Rules

### 2.4 • Exercises

#### Terms and Concepts

- 2.4.1. False  
 2.4.2. False  
 2.4.3. True  
 2.4.4. the quotient rule  
 2.4.5. False

#### Problems

2.4.15.  $\sin(y) + y \cos(y)$

2.4.17.  $e^q \ln(q) + e^q \frac{1}{q}$

2.4.19.  $\frac{t-4-(t+8)}{(t-4)^2}$

2.4.21.  $-(\csc(y) \cot(y) + e^y)$

2.4.23.  $7 \cdot 2q - 6$

2.4.25.  $(5r^2 + 17r + 10) e^r$

2.4.27. 3

2.4.29.  $\frac{\csc(z) \sin(z) - \csc(z) \cot(z) (\cos(z) + 2)}{(\cos(z) + 2)^2}$

2.4.31.  $\frac{\tan(r) - r \sec^2(r)}{\tan^2(r)} - \frac{\csc^2(r) r + \cot(r)}{r^2}$

2.4.33.  $7 \cdot 5x^4 e^x + 7x^5 e^x - (\cos(x) \cos(x) - \sin(x) \sin(x))$

2.4.35.  $(4z^3 \ln(z) + z^4 \frac{1}{z}) \cos(z) - z^4 \ln(z) \sin(z)$

2.4.37. (a).  $y = -(7x + 7)$

(b).  $y = (\frac{1}{7})x - 7$

2.4.39. (a).  $y = -(15(x + 5) + 25)$

(b).  $y = (\frac{1}{15})(x + 5) - 25$

2.4.41.  $\frac{17}{2}$

2.4.43. NONE

2.4.45.  $2 \cos(x) - x \sin(x)$

2.4.47.  $\csc(x) \cot(x) \cot(x) + \csc^2(x) \csc(x)$

2.4.16.  $3t^2 \cos(t) - t^3 \sin(t)$

2.4.18.  $-\left(\frac{6y^5}{(y^6)^2}(\csc(y) - 5) + \frac{1}{y^6} \csc(y) \cot(y)\right)$

2.4.20.  $\frac{3q^2(\sin(q) - 8q^2) - q^3(\cos(q) - 8 \cdot 2q)}{(\sin(q) - 8q^2)^2}$

2.4.22.  $\sec^2(t) \ln(t) + \frac{1}{t} \tan(t)$

2.4.24.  $5y^4$

2.4.26.  $\frac{9z^8 - z^9 - z^5 + 5z^4}{e^z}$

2.4.28.  $5r^4(\tan(r) + e^r) + r^5(\sec^2(r) + e^r)$

2.4.30.  $4\theta^3 \sec(\theta) + \theta^4 \sec(\theta) \tan(\theta) + \frac{\sec(\theta) \tan(\theta) \theta^4 - 4\theta^3 \sec(\theta)}{(\theta^4)^2}$

2.4.32. 0

2.4.34.  $\frac{(2r \sin(r) + r^2 \cos(r))(r^2 \cos(r) - 9) - (r^2 \sin(r) - 7)(2r \cos(r) - r^2 \sin(r))}{(r^2 \cos(r) - 9)^2}$

2.4.36.  $(9 \cos(x) - 9x \sin(x)) \tan(x) + 9x \cos(x) \sec^2(x)$

2.4.38. (a).  $y = 5.0345(x - \frac{5\pi}{3}) + \frac{5\pi}{6}$

(b).  $y = \frac{5\pi}{6} - (\frac{12837432}{64630031})(x - \frac{5\pi}{3})$

2.4.40. (a).  $y = (\frac{1}{8})x$

(b).  $y = -8x$

2.4.42. 0

2.4.44. 0, 4

2.4.46.  $-4 \cos(x) + x \sin(x)$

2.4.48. 0

## 2.5 • The Chain Rule

### 2.5 • Exercises

## Terms and Concepts

2.5.1. True

2.5.2. False

2.5.3. False

2.5.4. True

2.5.5. True

2.5.6. True

## Problems

2.5.7.  $10(4x^3 - x)^9 (12x^2 - 1)$

2.5.9.  $3(\sin(\theta) + \cos(\theta))^2 (\cos(\theta) - \sin(\theta))$

2.5.11.  $4(\ln(x) - x^4)^3 \left(\frac{1}{x} - 4x^3\right)$

2.5.13.  $5\left(y + \frac{1}{y}\right)^4 \left(1 - \frac{1}{y^2}\right)$

2.5.15.  $2 \sec^2(2q)$

2.5.17.  $\left(6t^5 - \frac{3t^2}{(t^3)^2}\right) \cos\left(t^6 + \frac{1}{t^3}\right)$

2.5.19.  $-3 \cos^2(y^2 + 3y - 3) (2y + 3) \sin(y^2 + 3y - 3)$

2.5.21.  $\frac{1}{q^8} \cdot 8q^7$

2.5.23.  $1.79176 \cdot 6^t$

2.5.25. 0

2.5.27.  $\frac{1.79176 \cdot 6^w (5^w + 6) - (6^w + 5) \cdot 1.60944 \cdot 5^w}{(5^w + 6)^2}$

2.5.29.  $\frac{(1.60944 \cdot 5^{r^2} \cdot 2r - 1) \cdot 6^{r^2} - (5^{r^2} - r) \cdot 1.79176 \cdot 6^{r^2} \cdot 2r}{(6^{r^2})^2}$

2.5.31.  $6(x^2 + 4x)^5 (2x + 4) (7x^4 + x)^3 + (x^2 + 4x)^6 \cdot 3(7x^4 + x)^2 (7 \cdot 4x^3 + 1)$

2.5.33.  $7 \cos(9 + 7w) \cos(4w - 5) - 4 \sin(4w - 5) \sin(9 + 7w)$

2.5.35.  $-\frac{6 \sin(6r+4)(3r+1)^3 + 3 \cdot 3(3r+1)^2 \cos(6r+4)}{((3r+1)^3)^2}$

2.5.37. (a).  $y = 0$

(b).  $x = 0$

2.5.39. (a).  $y = -3\left(x - \frac{\pi}{2}\right) + 1$

(b).  $y = \frac{1}{3}\left(x - \frac{\pi}{2}\right) + 1$

2.5.41.  $\frac{1}{x}$

2.5.42.  $\frac{k}{x}$

2.5.8.  $15(3t - 2)^4$

2.5.10.  $(6t + 1) e^{3t^2 + t - 1}$

2.5.12.  $0.693147 \cdot 2^{q^5 + 4q} (5q^4 + 4)$

2.5.14.  $-5 \sin(5t)$

2.5.16.  $-\csc^2(\theta^2 + 3) \cdot 2\theta$

2.5.18.  $-5 \cos^4(7q) \cdot 7 \sin(7q)$

2.5.20.  $-\frac{1}{\cos(t)} \sin(t)$

2.5.22.  $3\frac{1}{y}$

2.5.24.  $-0.693147 \cdot 2^{\csc(z)} \csc(z) \cot(z)$

2.5.26.  $\frac{1.38629 \cdot 4^t \cdot 9^t - 4^t \cdot 2.19722 \cdot 9^t}{(9^t)^2}$

2.5.28.  $\frac{1.94591 \cdot 7^y \cdot 5^y - (7^y + 8) \cdot 1.60944 \cdot 5^y}{(5^y)^2}$

2.5.30.  $3w^2 \cot(5w) - w^3 \cdot 5 \csc^2(5w)$

2.5.32.  $-(4 \cos(8 - 4r) \cos(6r + r^2) + (6 + 2r) \sin(6r + r^2) \sin(8 - 4r))$

2.5.34.  $e^{8x^2} \cdot 8 \cdot 2x \sin\left(\frac{1}{x}\right) - e^{8x^2} \frac{1}{x^2} \cos\left(\frac{1}{x}\right)$

2.5.36.  $\frac{3 \cdot 2(3z+5) \sin(9z) - (3z+5)^2 \cdot 9 \cos(9z)}{\sin^2(9z)}$

2.5.38. (a).  $y = 15(x - 1) + 1$

(b).  $y = \frac{-1}{15}(x - 1) + 1$

2.5.40. (a).  $y = -5e(x + 1) + e$

(b).  $y = \frac{1}{5e}(x + 1) + e$

## 2.6 • Implicit Differentiation

## 2.6 • Exercises

## Terms and Concepts

2.6.2. the chain rule

2.6.3. True

2.6.4. True

## Problems

2.6.5.  $\frac{1}{2\sqrt{w}} + \frac{\frac{1}{2\sqrt{w}}}{(\sqrt{w})^2}$

2.6.7.  $\frac{1}{2\sqrt{9+t^2}} \cdot 2t$

2.6.9.  $1.2y^{0.2}$

2.6.11.  $\frac{\sqrt{w} - (w-8)\frac{1}{2\sqrt{w}}}{(\sqrt{w})^2}$

2.6.13.  $\frac{-4x^3}{2y+1}$

2.6.15.  $\sin(x) \sec(y)$

2.6.17.  $\frac{y}{x}$

2.6.19.  $\frac{-2 \sin(y) \cos(y)}{x}$

2.6.21.  $\frac{1}{2y+2}$

2.6.23.  $\frac{1 - \cos(x)}{\sin(y)+1}$

2.6.25.  $\frac{-(2x+y)}{2y+x}$

2.6.27.

(a)  $y = 0$

(b)  $y = -1.859(x - 0.1) + 0.2811$

2.6.29.

(a)  $y = 4$

(b)  $y = \frac{3}{108^{\frac{1}{4}}}(x - 2) - 108^{\frac{1}{4}}$

2.6.31.

(a)  $y = \frac{-1}{\sqrt{3}}\left(x - \frac{7}{2}\right) + \frac{6+3\sqrt{3}}{2}$

(b)  $y = \frac{\sqrt{3}(x - (4+3\sqrt{3}))}{2} + \frac{3}{2}$

2.6.33.  $\frac{-\left((2y+1) \cdot 12x^2 - 4x^3 \frac{2(-(4x^3))}{2y+1}\right)}{(2y+1)^2}$

2.6.35.  $\sin^2(x) \sec^2(y) \tan(y) + \cos(x) \sec(y)$

2.6.37. (a).  $(1+x)^{\frac{1}{x}} \left( \frac{1}{x(x+1)} - \frac{\ln(1+x)}{x^2} \right)$

(b).  $y = (1 - 2 \ln(2))(x - 1) + 2$

2.6.6.  $\frac{1}{6} \frac{1}{\left(\frac{5}{6}\sqrt[6]{y}\right)^5} + \left(\frac{5}{6}\right) \frac{1}{y^{0.166667}}$

2.6.8.  $\frac{1}{2\sqrt{w}} \tan(w) + \sec^2(w) \sqrt{w}$

2.6.10.  $\pi r^{\pi-1} + 3.8r^{2.8}$

2.6.12.  $\frac{1}{6} \frac{1}{\left(\frac{5}{6}\sqrt[6]{x}\right)^5} (\cos(x) + e^x) + (e^x - \sin(x)) \sqrt[6]{x}$

2.6.14.  $\frac{-y^{0.6}}{x^{0.6}}$

2.6.16.  $\frac{y}{x}$

2.6.18.  $\frac{-(e^x x(x+2) \cdot 2^{-y})}{\ln(2)}$

2.6.20.  $-\frac{x}{y^2}$

2.6.22.  $\frac{y-x^2-2xy^2}{x-y^2-2x^2y}$

2.6.24.  $\frac{-x}{y}$

2.6.28.

(a)  $x = 1$

(b)  $y = \frac{-3\sqrt{3}}{8}(x - \sqrt{0.6}) + \sqrt{0.8}$

2.6.30.

(a)  $y = -x + 1$

(b)  $y = \frac{3\sqrt{3}}{4}$

2.6.32.

(a)  $y = 1$

(b)  $y = \frac{-2}{\sqrt{5}}(x + 1) + \frac{1}{2}(-1 + \sqrt{5})$

(c)  $y = \frac{2}{\sqrt{5}}(x + 1) + \frac{1}{2}(-1 - \sqrt{5})$

2.6.34.  $\frac{-\left(\frac{x^{0.6} \cdot 3}{5} y^{-0.4} \frac{-y^{0.6}}{x^{0.6}} - \frac{y^{0.6} \cdot 3}{5} x^{-0.4}\right)}{x^{1.2}}$

2.6.36. 0

2.6.38. (a).  $(2x)^{x^2} (2x \ln(2x) + x)$

(b).  $y = (2 + 4 \ln(2))(x - 1) + 2$

$$2.6.39. (a). \frac{x^x}{x+1} \left( \ln(x) + 1 - \frac{1}{x+1} \right)$$

$$(b). y = \frac{1}{4}(x-1) + \frac{1}{2}$$

$$2.6.41. (a). \frac{x+1}{x+2} \left( \frac{1}{x+1} - \frac{1}{x+2} \right)$$

$$(b). y = \frac{1}{9}(x-1) + \frac{2}{3}$$

$$2.6.40. (a). x^{\sin(x)+2} \left( \cos(x) \ln(x) + \frac{\sin(x)+2}{x} \right)$$

$$(b). y = \frac{3\pi^2}{4} \left( x - \frac{\pi}{2} \right) + \left( \frac{\pi}{2} \right)^3$$

$$2.6.42. (a). \frac{(x+1)(x+2)}{(x+3)(x+4)} \left( \frac{1}{x+1} + \frac{1}{x+2} - \frac{1}{x+3} - \frac{1}{x+4} \right)$$

$$(b). y = \frac{11}{72}x + \frac{1}{6}$$

## 2.7 • Derivatives of Inverse Functions

### 2.7 • Exercises

#### Terms and Concepts

2.7.1. False

#### Problems

$$2.7.9. \frac{1}{7}$$

$$2.7.10. -\frac{1}{14}$$

$$2.7.11. -0.5$$

$$2.7.12. \frac{1}{132}$$

$$2.7.13. -\frac{25}{4}$$

$$2.7.14. \frac{1}{12}$$

$$2.7.15. -\frac{1}{\sqrt{1-(4w)^2}} \cdot 4$$

$$2.7.17. \frac{1}{1+(2r)^2} \cdot 2$$

$$2.7.19. (\sec(x))^2 \cos^{-1}(x) - \frac{1}{\sqrt{1-x^2}} \tan(x)$$

$$2.7.21. \frac{\frac{1}{1+z^2} \sin^{-1}(z) - \frac{1}{\sqrt{1-z^2}} \tan^{-1}(z)}{(\sin^{-1}(z))^2}$$

$$2.7.23. \csc\left(\frac{1}{q^3}\right) \cot\left(\frac{1}{q^3}\right) \frac{3q^2}{(q^3)^2}$$

$$2.7.29. y = 2\left(x - \frac{-\sqrt{3}}{2}\right) + \left(-\frac{\pi}{3}\right)$$

$$2.7.16. -\frac{1}{|7x|\sqrt{(7x)^2-1}} \cdot 7$$

$$2.7.18. \cos^{-1}(w) - w \frac{1}{\sqrt{1-w^2}}$$

$$2.7.20. \frac{e^t}{t} + \ln(t) e^t$$

$$2.7.22. (\sec(\sqrt[4]{x}))^2 \frac{1}{4} \frac{1}{(\sqrt[4]{x})^3}$$

$$2.7.24. 1$$

$$2.7.30. y = -4\left(x - \frac{\sqrt{3}}{4}\right) + \frac{\pi}{6}$$

## 3 • The Graphical Behavior of Functions

### 3.1 • Extreme Values

#### 3.1 • Exercises

#### Terms and Concepts

3.1.2. Answers will vary.

3.1.4. Answers will vary.

3.1.5. False

3.1.6. (a). 0

(b). undefined

## Problems

3.1.7. (a). B

(b). NONE

(c). B, G

(d). C, F

3.1.9. 0

3.1.11. (a). 0

(b). 0

3.1.13. (a). DNE

(b). 0

3.1.15. 0

3.1.17. (a). 14

(b). -2

3.1.19. (a). -2.82843

(b). -4

3.1.21. (a).  $\frac{9}{2}$ 

(b). 2.82843

3.1.23. (a).  $\frac{e^{\frac{\pi}{4}}}{\sqrt{2}}$ (b).  $-e^{\pi}$ 3.1.25. (a).  $\frac{1}{2e}$ 

(b). 0

3.1.8. (a). C

(b). A

(c). C

(d). A, E

3.1.10. (a). 0

(b). 0

3.1.12. (a). 0

(b). 0

(c). DNE

3.1.14. (a). DNE

(b). DNE

3.1.16. DNE

3.1.18. (a). -6

(b). -28

3.1.20. (a). 30.4664

(b). 0

3.1.22. (a).  $\frac{4}{11}$ 

(b). 0

3.1.24. (a).  $\frac{e^{\frac{3\pi}{4}}}{\sqrt{2}}$ 

(b). 0

3.1.26. (a). 0.47247

(b). -6.31821

## 3.2 • The Mean Value Theorem

## 3.2 • Exercises

## Problems

3.2.3.  $(-1, 1)$ 3.2.5.  $-\frac{1}{2}$ 

3.2.7. does not apply

3.2.9. does not apply

3.2.11. 0

3.2.13.  $3\sqrt{\frac{2}{2}}$ 

3.2.15. does not apply

3.2.17.  $-\sec^{-1}\left(\frac{2}{\sqrt{\pi}}\right), \sec^{-1}\left(\frac{2}{\sqrt{\pi}}\right)$ 3.2.19.  $5 + 7\sqrt{\frac{7}{6}}, 5 - 7\sqrt{\frac{7}{6}}$ 

3.2.4. does not apply

3.2.6.  $-\frac{1}{2}$ 3.2.8.  $\frac{\pi}{2}$ 

3.2.10. does not apply

3.2.12.  $\frac{5}{2}$ 3.2.14.  $\frac{19}{4}$ 3.2.16.  $\frac{4}{\ln(5)}$ 3.2.18.  $-\frac{2}{3}$ 3.2.20.  $\frac{\sqrt{\pi^2-4}}{\pi}, -\frac{\sqrt{\pi^2-4}}{\pi}$ 

## 3.3 • Increasing and Decreasing Functions

### 3.3 • Exercises

#### Terms and Concepts

**3.3.3.** Answers will vary; graphs should be steeper near  $x = 0$  than near  $x = 2$ .

**3.3.5.** False

#### Problems

**3.3.15. (a).**  $(-\infty, \infty)$

**(b).**  $-2$

**(c).**  $[-2, \infty)$

**(d).**  $(-\infty, -2]$

**(e).** NONE

**(f).**  $-2$

**3.3.17. (a).**  $(-\infty, \infty)$

**(b).**  $-\frac{5}{7}, \frac{7}{3}$

**(c).**  $(-\infty, -0.714286], [2.33333, \infty)$

**(d).**  $[-0.714286, 2.33333]$

**(e).**  $-\frac{5}{7}$

**(f).**  $\frac{7}{3}$

**3.3.19. (a).**  $(-\infty, \infty)$

**(b).**  $5$

**(c).**  $(-\infty, 5]$

**(d).**  $[5, \infty)$

**(e).**  $5$

**(f).** NONE

**3.3.21. (a).**  $(-\infty, -7) \cup (-7, -5) \cup (-5, \infty)$

**(b).**  $-5.91608, 5.91608$

**(c).**  $[-5.91608, -5], (-5, 5.91608]$

**(d).**  $(-\infty, -7), (-7, -5.91608], [5.91608, \infty)$

**(e).**  $5.91608$

**(f).**  $-5.91608$

**3.3.23. (a).**  $(-\pi, \pi)$

**(b).**  $-2.35619, -0.785398, 0.785398, 2.35619$

**(c).**  $(-3.14159, -2.35619), (-0.785398, 0.785398), (2.35619, 3.14159)$

**(d).**  $(-2.35619, -0.785398), (0.785398, 2.35619)$

**(e).**  $-2.35619, 0.785398$

**(f).**  $-0.785398, 2.35619$

**3.3.16. (a).**  $(-\infty, \infty)$

**(b).**  $-\frac{4}{3}, 0$

**(c).**  $(-\infty, -1.33333], [0, \infty)$

**(d).**  $[-1.33333, 0]$

**(e).**  $-1.33333$

**(f).**  $0$

**3.3.18. (a).**  $(-\infty, \infty)$

**(b).**  $3$

**(c).**  $(-\infty, \infty)$

**(d).** NONE

**(e).** NONE

**(f).** NONE

**3.3.20. (a).**  $(-\infty, -6) \cup (-6, 6) \cup (6, \infty)$

**(b).**  $0$

**(c).**  $(-\infty, -6), (-6, 0]$

**(d).**  $[0, 6), (6, \infty)$

**(e).**  $0$

**(f).** NONE

**3.3.22. (a).**  $(-\infty, 0) \cup (0, \infty)$

**(b).**  $-5, -15$

**(c).**  $[-15, -5]$

**(d).**  $(-\infty, -15], [-5, 0), (0, \infty)$

**(e).**  $-5$

**(f).**  $-15$

**3.3.24. (a).**  $(-\infty, \infty)$

**(b).**  $-2$

**(c).**  $(-\infty, -2], [2, \infty)$

**(d).**  $(-\infty, -2]$

**(e).** NONE

**(f).**  $-2$

### 3.4 • Concavity and the Second Derivative

#### 3.4 • Exercises



**Terms and Concepts****3.4.1.** Answers will vary.**3.4.2.** Answers will vary.**3.4.3.** Yes; Answers will vary.**3.4.4.** No.**Problems****3.4.15. (a).** NONE**(b).**  $(-\infty, \infty)$ **(c).** NONE**3.4.17. (a).** 0**(b).**  $[0, \infty)$ **(c).**  $(-\infty, 0]$ **3.4.19. (a).**  $-\frac{32}{3}, 0$ **(b).**  $(-\infty, -10.6667], [0, \infty)$ **(c).**  $[-10.6667, 0]$ **3.4.21. (a).** -2**(b).**  $(-\infty, \infty)$ **(c).** NONE**3.4.23. (a).** -0.57735, 0.57735**(b).**  $(-\infty, -0.57735], [0.57735, \infty)$ **(c).**  $[-0.57735, 0.57735]$ **3.4.25. (a).** -0.785398, 2.35619**(b).**  $(-3.14159, -0.785398], [2.35619, 3.14159)$ **(c).**  $[-0.785398, 2.35619]$ **3.4.27. (a).** 0.22313**(b).**  $[0.22313, \infty)$ **(c).**  $(0, 0.22313]$ **3.4.29. (a).** -7**(b).** NONE**(c).** -7**3.4.31. (a).** -1.1547, 1.1547**(b).** -1.1547**(c).** 1.1547**3.4.33. (a).** -4**(b).** NONE**(c).** -4**3.4.35. (a).** 3**(b).** NONE**(c).** NONE**3.4.16. (a).** NONE**(b).** NONE**(c).**  $(-\infty, \infty)$ **3.4.18. (a).**  $-\frac{1}{4}$ **(b).**  $[-0.25, \infty)$ **(c).**  $(-\infty, -0.25]$ **3.4.20. (a).** 4.42265, 5.57735**(b).**  $(-\infty, 4.42265], [5.57735, \infty)$ **(c).**  $[4.42265, 5.57735]$ **3.4.22. (a).** NONE**(b).**  $(-1.5708, 1.5708)$ **(c).**  $(-4.71239, -1.5708), (1.5708, 4.71239)$ **3.4.24. (a).** NONE**(b).**  $(-\infty, 2), (5, \infty)$ **(c).**  $(2, 5)$ **3.4.26. (a).** -0.585786, -3.41421**(b).**  $(-\infty, -3.41421], [-0.585786, \infty)$ **(c).**  $[-3.41421, -0.585786]$ **3.4.28. (a).** 0.707107, -0.707107**(b).**  $(-\infty, -0.707107], [0.707107, \infty)$ **(c).**  $[-0.707107, 0.707107]$ **3.4.30. (a).**  $-\frac{5}{2}$ **(b).**  $-\frac{5}{2}$ **(c).** NONE**3.4.32. (a).** NONE**(b).** NONE**(c).** NONE**3.4.34. (a).** -3, -2, 2**(b).** -2**(c).** -3, 2**3.4.36. (a).** -3.14159, 0, 3.14159**(b).** -3.14159, 3.14159**(c).** 0

**3.4.37. (a).**  $-9$

**(b).**  $-9$

**(c).** NONE

**3.4.39. (a).**  $-2.35619, 0.785398$

**(b).**  $0.785398$

**(c).**  $-2.35619$

**3.4.41. (a).**  $0.606531$

**(b).** NONE

**(c).**  $0.606531$

**3.4.43. (a).** NONE

**(b).** NONE

**3.4.45. (a).** NONE

**(b).**  $0$

**3.4.47. (a).**  $-\frac{28}{3}$

**(b).**  $0$

**3.4.49. (a).** NONE

**(b).** NONE

**3.4.51. (a).**  $0$

**(b).**  $2$

**3.4.53. (a).**  $-0.785398$

**(b).**  $2.35619$

**3.4.55. (a).** NONE

**(b).**  $0.22313$

**3.4.38. (a).**  $0$

**(b).**  $0$

**(c).** NONE

**3.4.40. (a).**  $-2, 0$

**(b).**  $-2$

**(c).**  $0$

**3.4.42. (a).**  $0$

**(b).**  $0$

**(c).** NONE

**3.4.44. (a).** NONE

**(b).** NONE

**3.4.46. (a).**  $-\frac{8}{27}$

**(b).** NONE

**3.4.48. (a).**  $1.42265$

**(b).**  $2.57735$

**3.4.50. (a).** NONE

**(b).** NONE

**3.4.52. (a).** NONE

**(b).** NONE

**3.4.54. (a).**  $-3.41421$

**(b).**  $-0.585786$

**3.4.56. (a).**  $-0.707107$

**(b).**  $0.707107$

## 3.5 • Curve Sketching

### 3.5 • Exercises

#### Terms and Concepts

**3.5.3.** True

**3.5.4.** True

**3.5.5.** True

## 4 • Applications of the Derivative

### 4.1 • Newton's Method

#### 4.1 • Exercises

#### Terms and Concepts

**4.1.1.** False

**4.1.2.** False

**Problems****4.1.3. (a).** 1.57091**(b).** 1.5708**(c).** 1.5708**(d).** 1.5708**(e).** 1.5708**4.1.5. (a).** 2**(b).** 1.2**(c).** 1.01176**(d).** 1.00005**(e).** 1**4.1.7. (a).** 0.613706**(b).** 0.913341**(c).** 0.996132**(d).** 0.999993**(e).** 1**4.1.4. (a).**  $-0.557408$ **(b).** 0.0659365**(c).**  $-9.57219 \times 10^{-5}$ **(d).** 0**(e).** 0**4.1.6. (a).** 1.41667**(b).** 1.41422**(c).** 1.41421**(d).** 1.41421**(e).** 1.41421**4.1.8. (a).** 1.44444**(b).** 1.13057**(c).** 1.01498**(d).** 1.00022**(e).** 1**4.1.9.**  $\{-5.15633, -0.369102, 0.525428\}$ **4.1.10.**  $\{-3.71448, -0.856723, 1, 1.5712\}$ **4.1.11.**  $\{-1.0134, 0.988312, 1.39341\}$ **4.1.12.**  $\{-2.16477, 0, 0.524501, 1.81328\}$ **4.1.13.**  $\{-0.824132, 0.824132\}$ **4.1.14.**  $\{-0.636733, 1.40962\}$ **4.1.15.**  $\{0\}$ **4.1.16.**  $\{-4.49341, 0, 4.49341\}$ **4.2 • Related Rates****4.2 • Exercises****Terms and Concepts****4.2.1.** True**4.2.2.** False**Problems****4.2.3.****(a)**  $0.198944 \frac{\text{cm}}{\text{s}}$ **(b)**  $0.0198944 \frac{\text{cm}}{\text{s}}$ **(c)**  $0.00198944 \frac{\text{cm}}{\text{s}}$

**4.2.4.**

(a)  $0.397887 \frac{\text{cm}}{\text{s}}$

(b)  $0.00397887 \frac{\text{cm}}{\text{s}}$

(c)  $3.97887 \times 10^{-5} \frac{\text{cm}}{\text{s}}$

**4.2.5.**  $51.066 \frac{\text{mi}}{\text{h}}$

**4.2.6.**

(a)  $68.75 \frac{\text{mi}}{\text{h}}$

(b)  $75 \frac{\text{mi}}{\text{h}}$

**4.2.7.**

(a)  $258.537 \frac{\text{rad}}{\text{hr}}$

(b)  $413.417 \frac{\text{rad}}{\text{hr}}$

(c)  $424 \frac{\text{rad}}{\text{hr}}$

**4.2.8.**

(a)  $0.0225641 \frac{\text{rad}}{\text{s}}$

(b)  $0.553459 \frac{\text{rad}}{\text{s}}$

(c)  $7.33333 \frac{\text{rad}}{\text{s}}$

**4.2.9.**

(a)  $0.0417029 \frac{\text{ft}}{\text{s}}$

(b)  $0.458349 \frac{\text{ft}}{\text{s}}$

(c)  $3.35489 \frac{\text{ft}}{\text{s}}$

(d)  $\infty$

**4.2.10.**

(a)  $30.5941 \frac{\text{ft}}{\text{min}}$

(b)  $36.0555 \frac{\text{ft}}{\text{min}}$

(c)  $301.496 \frac{\text{ft}}{\text{min}}$

**4.2.11.**

(a)  $19.1658 \frac{\text{ft}}{\text{s}}$

(b)  $0.191658 \frac{\text{ft}}{\text{s}}$

(c)  $0.0395988 \frac{\text{ft}}{\text{s}}$

(d)  $381.791 \text{ s}$

**4.2.12.**

(a)  $0.632456 \frac{\text{ft}}{\text{s}}$

(b)  $1.6 \frac{\text{ft}}{\text{s}}$

(c) 51.9615 ft

4.2.13.

(a) 80 ft

(b)  $1.71499 \frac{\text{ft}}{\text{s}}$

(c)  $1.83829 \frac{\text{ft}}{\text{s}}$

(d) 74.162 ft

4.2.14.

(a) 96 ft

(b)  $9.42478 \frac{\text{ft}}{\text{s}}$

4.2.15.  $0.00230973 \frac{\text{ft}}{\text{s}}$

## 4.3 • Optimization

### 4.3 • Exercises

#### Terms and Concepts

4.3.1. True

4.3.2. False

#### Problems

4.3.3. 5625

4.3.4.  $2\sqrt{560}$

4.3.5. DNE

4.3.6.  $\frac{8450}{29}$

4.3.7. 1

4.3.8. 150 ft;  $\left(\frac{225}{2}\right)$  ft

4.3.9. (a). 3.83722 cm

(b). 7.67443 cm

4.3.10. (a). 3.20058 in

(b). 6.40117 in

4.3.11. (a). 3.0456 cm

(b). 12.1824 cm

4.3.12.  $11664 \text{ in}^3$

4.3.13. 10.3923 in; 14.6969 in

4.3.14. (a). 0.535898 mi

(b). \$503,730.67

4.3.15. (a). 0 mi

(b). \$474,341.65

4.3.16. 33.6239 ft

4.3.17. 23.7599 ft

4.3.18.  $\sqrt{2}$ ;  $\sqrt{2}$

## 4.4 • Differentials

## 4.4 • Exercises

### Terms and Concepts

4.4.1. True

4.4.2. True

4.4.3. False

4.4.4. True

4.4.6. True

### Problems

4.4.7. 4.28

4.4.9. 83.2

4.4.11. 5.05

4.4.13. 4.98667

4.4.15. 0.141593

4.4.17.  $(2x - 5) dx$

4.4.19.  $-\frac{24x^5}{(4x^6)^2} dx$

4.4.21.  $(7x^6 + 8e^{8x}) dx$

4.4.23.  $\frac{9(\tan(x)+2)-9x \sec^2(x)}{(\tan(x)+2)^2} dx$

4.4.25.  $(e^x \sin(x) + e^x \cos(x)) dx$

4.4.27.  $\frac{x+5-(x-4)}{(x+5)^2} dx$

4.4.29.  $\tan^{-1}(x) dx$

4.4.31. 5.02655 cm<sup>3</sup>

4.4.32.

(a) 51.2

(b) 76.8

4.4.33. 3.92699

4.4.34.  $-4 \text{ ft}^2$

4.4.35.

(a) 297.717 ft

(b) 62.3155 ft

(c) 20.9%

4.4.8. 8.7

4.4.10. 102.5

4.4.12. 5.88333

4.4.14. 6.00556

4.4.16. 1.1

4.4.18.  $(5x^4 + 9x^8) dx$

4.4.20.  $2(6x + \sin(x))(6 + \cos(x)) dx$

4.4.22.  $-\frac{40x^4}{(x^5)^2} dx$

4.4.24.  $\frac{9}{9x} dx$

4.4.26.  $-\sin(\sin(x)) \cos(x) dx$

4.4.28.  $(1.60944 \cdot 5^x \ln(x) + \frac{5^x \cdot 1}{x}) dx$

4.4.30.  $\cot(x) dx$

4.4.36.

(a) 298.868 ft

(b) 17.335 ft

(c) 5.8%

**4.4.37.**

(a) 298.868 ft

(b) 8.66751 ft

(c) 2.9%

**4.4.39.** 1%**4.4.38.** Isosceles ... feet

## 4.5 • Taylor Polynomials

### 4.5 • Exercises

#### Terms and Concepts

**4.5.2.** True**4.5.3.**  $6 + 3x - 4x^2$ **4.5.4.** 30

#### Problems

**4.5.5.**  $1 - x + 0.5x^2 - 0.166667x^3$ **4.5.7.**  $x + x^2 + 0.5x^3 + 0.166667x^4 + 0.0416667x^5$ **4.5.9.**  $1 + 2x + 2x^2 + 1.33333x^3 + 0.666667x^4$ **4.5.11.**  $1 - x + x^2 - x^3 + x^4$ **4.5.13.**  $1 + 0.5(x - 1) - 0.125(x - 1)^2 + 0.0625(x - 1)^3 - 0.0390625(x - 1)^4$ **4.5.15.**  
 $0.707107 - 0.707107\left(x - \frac{\pi}{4}\right) - 0.353553\left(x - \frac{\pi}{4}\right)^2 + 0.117851\left(x - \frac{\pi}{4}\right)^3 + 0.0294628\left(x - \frac{\pi}{4}\right)^4 - 0.00589256\left(x - \frac{\pi}{4}\right)^5 - 0.000982093\left(x - \frac{\pi}{4}\right)^6$ **4.5.17.**  
 $0.5 - 0.25(x - 2) + 0.125(x - 2)^2 - 0.0625(x - 2)^3 + 0.03125(x - 2)^4 + 0.015625(x - 2)^5$ **4.5.19.**  $0.5 + 0.5(x + 1) + 0.25(x + 1)^2$ **4.5.31.** The  $n$ th term is: when  $n$  even, 0; when  $n$  is odd,  $\frac{(-1)^{(n-1)/2}}{n!}x^n$ .**4.5.6.** $x - 0.166667x^3 + 0.00833333x^5 - 0.000198413x^7$ **4.5.8.**  $x + 0.333333x^3 + 0.133333x^5$ **4.5.10.**  $1 + x + x^2 + x^3 + x^4$ **4.5.12.**  $1 - x + x^2 - x^3 + x^4 - x^5 + x^6 - x^7$ **4.5.14.**  $0.693147 + 0.5(x - 1) - 0.125(x - 1)^2 + 0.0416667(x - 1)^3 - 0.015625(x - 1)^4$ **4.5.16.**  $0.5 + 0.866025\left(x - \frac{\pi}{6}\right) - 0.25\left(x - \frac{\pi}{6}\right)^2 - 0.144338\left(x - \frac{\pi}{6}\right)^3 + 0.0208333\left(x - \frac{\pi}{6}\right)^4 + 0.00721688\left(x - \frac{\pi}{6}\right)^5$ **4.5.18.**  
 $1 - 2(x - 1) + 3(x - 1)^2 - 4(x - 1)^3 + 5(x - 1)^4 - 6(x - 1)^5 + 7(x - 1)^6 - 8(x - 1)^7 + 9(x - 1)^8$ **4.5.20.**  $-\pi^2 - 2\pi(x - \pi) + \frac{\pi^2 - 2}{2}(x - \pi)^2$ 

## 4.6 • L'Hospital's Rule

### 4.6 • Exercises

#### Terms and Concepts

**4.6.2.** False**4.6.3.** False

**Problems**

- 4.6.9. 3  
 4.6.11.  $-1$   
 4.6.13. 5  
 4.6.15. 0.666667  
 4.6.17.  $\infty$   
 4.6.19. 0  
 4.6.21. 0  
 4.6.24.  $\infty$   
 4.6.26. 2  
 4.6.28. 0  
 4.6.30. 0  
 4.6.32. 0  
 4.6.34.  $\infty$   
 4.6.36. 0  
 4.6.38.  $e$   
 4.6.40. 1  
 4.6.42. 1  
 4.6.44. 0  
 4.6.46. 1  
 4.6.48. 1  
 4.6.50.  $\frac{1}{2}$   
 4.6.52. 1  
 4.6.54. 3  
 4.6.10.  $-1.66667$   
 4.6.12.  $-0.707107$   
 4.6.14. 0  
 4.6.16.  $\frac{a \cos(a \cdot 0)}{b \cos(b \cdot 0)}$   
 4.6.18. 0.5  
 4.6.20. 0  
 4.6.23.  $\infty$   
 4.6.25. 0  
 4.6.27.  $-2$   
 4.6.29. 0  
 4.6.31. 0  
 4.6.33.  $\infty$   
 4.6.35.  $\infty$   
 4.6.37. 0  
 4.6.39. 1  
 4.6.41. 1  
 4.6.43. 1  
 4.6.45. 1  
 4.6.47. 1  
 4.6.49. 2  
 4.6.51.  $-\infty$   
 4.6.53. 0

**5 • Integration****5.1 • Antiderivatives and Indefinite Integration****5.1 • Exercises****Terms and Concepts**

- 5.1.2. an antiderivative  
 5.1.4. (a). opposite  
 (b). opposite  
 5.1.6. velocity  
 5.1.7. velocity  
 5.1.8.  $F(x) + G(x)$

**Problems**

- 5.1.9.  $1x^8 + C$   
 5.1.11.  $\left(\frac{5}{3}\right)x^3 + 3x + C$   
 5.1.13.  $s + C$   
 5.1.15.  $C - \frac{1}{t^6}$   
 5.1.17.  $\sec(\theta) + C$   
 5.1.19.  $\sec(x) + \csc(x) + C$   
 5.1.10.  $\frac{1}{10}x^{10} + C$   
 5.1.12.  $t + C$   
 5.1.14.  $C - \frac{1}{40t^8}$   
 5.1.16.  $2\sqrt{x} + C$   
 5.1.18.  $-\cos(\theta) + C$   
 5.1.20.  $2e^\theta + C$



5.1.21.  $\frac{3^t}{\ln(3)} + C$

5.1.23.  $\left(\frac{25}{3}\right)t^3 + 30t^2 + 36t + \left(\frac{72}{5}\right) + C$

5.1.25.  $\frac{x^9}{9} + C$

5.1.27.  $rx + C$

5.1.30.  $-(\cos(x) + 7)$

5.1.31.  $2e^x + 8$

5.1.32.  $3\frac{x^4}{4} - 2\frac{x^3}{3} - \left(\frac{5}{3}\right)$

5.1.33.  $\sec(x) + (-10)$

5.1.34.  $\frac{5^x}{\ln(5)} - \frac{25}{\ln(5)} + 7$

5.1.35.  $\left(\frac{5}{2}\right)x^2 + 4x + 9$

5.1.36.  $\left(\frac{1}{2}\right)x^3 + (-10)x + \left(\frac{9}{2}\right)$

5.1.37.  $7e^x - 3x - 2$

5.1.38.  $2\theta - \cos(\theta) + 10$

5.1.39.  $\frac{29x^6}{30} + \frac{6^x}{3.2104} - \cos(x) - 3.55811x - 0.311487$

5.1.40.  $3x + 23$

5.1.22.  $\frac{4^t}{3\ln(4)} + C$

5.1.24.  $\frac{t^{10}}{10} - 3\frac{t^6}{2} + 4t^2 + C$

5.1.26.  $1.41421^e x + C$

## 5.2 • The Definite Integral

### 5.2 • Exercises

#### Terms and Concepts

5.2.3. 0

5.2.4.  $\int 0^2(2x + 3) dx$

#### Problems

5.2.5.

(a) 3

(b) 4

(c) 3

(d) 0

(e) -4

(f) 9

5.2.6.

(a) -4

(b) -5

(c) -3

(d) 1

(e) -2

(f) 10

**5.2.7.**

- (a) 4
- (b) 2
- (c) 4
- (d) 2
- (e) 1
- (f) 2

**5.2.9.**

- (a)  $\pi$
- (b)  $\pi$
- (c)  $2\pi$
- (d)  $10\pi$

**5.2.11.**

- (a)  $-59$
- (b)  $-48$
- (c)  $-27$
- (d)  $-33$

**5.2.13.**

- (a) 4
- (b) 4
- (c)  $-4$
- (d)  $-2$

**5.2.15.**

- (a)  $2 \frac{\text{ft}}{\text{s}}$
- (b) 2 ft
- (c) 1.5 ft

**5.2.17.**

- (a)  $64 \frac{\text{ft}}{\text{s}}$
- (b) 64 ft
- (c) 2 s
- (d) 4.64575 s

**5.2.18.**

- (a)  $96 \frac{\text{ft}}{\text{s}}$
- (b) 6 s

**5.2.8.**

- (a)  $-\frac{1}{2}$
- (b) 0
- (c)  $\frac{3}{2}$
- (d)  $\frac{3}{2}$
- (e)  $\frac{9}{2}$
- (f)  $\frac{15}{2}$

**5.2.10.**

- (a) 15
- (b) 12
- (c) 0
- (d)  $3(b - a)$

**5.2.12.**

- (a)  $\frac{4}{\pi}$
- (b)  $-\frac{4}{\pi}$
- (c) 0
- (d)  $\frac{2}{\pi}$

**5.2.14.**

- (a)  $\frac{40}{3}$
- (b)  $\frac{26}{3}$
- (c)  $\frac{8}{3}$
- (d)  $\frac{38}{3}$

**5.2.16.**

- (a)  $3 \frac{\text{ft}}{\text{s}}$
- (b) 9.5 ft
- (c) 9.5 ft

(c) 6 s

(d) 208 ft

5.2.19. 2

5.2.21. 16

5.2.23. 22

5.2.25. 0

5.2.20. 5

5.2.22.  $a = -\frac{2}{7}b$ 5.2.24.  $-7$ 5.2.26.  $a = -\frac{18}{11}b$ 

## 5.3 • Riemann Sums

### 5.3 • Exercises

#### Terms and Concepts

5.3.1. limits

5.3.2. 14

5.3.3. rectangles

5.3.4. True

#### Problems

5.3.5. (a).  $9 + 16 + 25$ 

(b). 50

5.3.7. (a).  $0 + (-1) + 0 + 1 + 0$ 

(b). 0

5.3.9. (a).  $1 + \frac{1}{2} + \frac{1}{3} + \frac{1}{4} + \frac{1}{5} + \frac{1}{6}$ (b).  $\frac{49}{20}$ 5.3.11. (a).  $\frac{1}{2} + \frac{1}{6} + \frac{1}{12}$ (b).  $\frac{3}{4}$ 5.3.13. 1; 4;  $5i$ 5.3.15. 1; 5;  $\frac{i}{i+4}$ 

5.3.17. 40

5.3.19. 1794

5.3.21. 3308

5.3.23. 4560

5.3.25. 155

5.3.27. 48

5.3.35. (a).  $\frac{(n-1)^2}{4n^2}$ 

(b). 0.2025

(c). 0.245025

(d). 0.2495

(e).  $\frac{1}{4}$ 5.3.6. (a).  $-8 + (-3) + 2 + 7 + 12 + 17$ 

(b). 27

5.3.8. (a).  $5 + 5 + 5 + 5 + 5 + 5 + 5 + 5$ 

(b). 40

5.3.10.

(a).  $-1 + 2 + (-3) + 4 + (-5) + 6 + (-7) + 8$ 

(b). 4

5.3.12. (a).  $1 + 1 + 1 + 1 + 1 + 1 + 1$ 

(b). 7

5.3.14. 0; 6;  $i^2 - 2$ 5.3.16. 1; 5;  $-(-e)^i$ 

5.3.18. 406

5.3.20. 36552

5.3.22. 903

5.3.24. 4324

5.3.26. 170729

5.3.28. 22491

5.3.36. (a).  $6 + \frac{-9}{1n} + \frac{9}{1n^2}$ 

(b). 5.19

(c). 5.9109

(d). 5.99101

(e). 6

5.3.37. (a).  $\frac{3}{2}$

(b).  $\frac{3}{2}$

(c).  $\frac{3}{2}$

(d).  $\frac{3}{2}$

(e).  $\frac{3}{2}$

5.3.39. (a).  $60 - \frac{200}{n}$

(b). 40

(c). 58

(d). 59.8

(e). 60

5.3.38. (a).  $\left(\frac{844}{3}\right) + \frac{-256}{1n} + \frac{128}{3n^2}$

(b). 256.16

(c). 278.778

(d). 281.077

(e).  $\frac{844}{3}$

5.3.40. (a).  $-\frac{1}{12} + \frac{1}{12n^2}$

(b). -0.0825

(c). -0.083325

(d). -0.0833332

(e).  $-\frac{1}{12}$

## 5.4 • The Fundamental Theorem of Calculus

### 5.4 • Exercises

#### Terms and Concepts

5.4.2. 0

5.4.3. True

#### Problems

5.4.5. 40

5.4.7. 0

5.4.9.  $2 - \sqrt{2}$

5.4.11.  $\frac{\left(\frac{4095}{512}\right)}{\ln(8)}$

5.4.13. 6

5.4.15.  $\frac{248}{3}$

5.4.17.  $\frac{968}{5}$

5.4.19.  $\frac{6}{7}$

5.4.21.  $\frac{1}{2}$

5.4.23.  $\frac{1}{4}$

5.4.25. 14

5.4.27. 0

5.4.31. 1.1547

5.4.33. 0.541325

5.4.35.  $\frac{\frac{1}{\pi - \frac{\pi}{2}} \cdot 3.14159}{\pi}$

5.4.37.  $\frac{7}{2}$

5.4.39.  $\frac{729}{4}$

5.4.41. -144 ft

5.4.43. 28 ft

5.4.45. -1 ft

5.4.6.  $\frac{98}{3}$

5.4.8. 1

5.4.10. 7

5.4.12. -14

5.4.14.  $e^2 - e^1$

5.4.16. 4

5.4.18.  $\ln(6)$

5.4.20.  $\frac{242}{1215}$

5.4.22.  $\frac{1}{3}$

5.4.24.  $\frac{1}{90}$

5.4.26. 16

5.4.28. 1

5.4.32. -4.6188, 4.6188

5.4.34. 4

5.4.36.  $\frac{\frac{0}{\pi - 0} \cdot 3.14159}{\pi}$

5.4.38.  $\frac{64}{3}$

5.4.40.  $\frac{1}{e^1 - 1}$

5.4.42. 504 ft

5.4.44. 246.212 mi

5.4.46.  $\frac{160}{3}$  ft

5.4.47.  $-256 \frac{\text{ft}}{\text{s}}$

5.4.49.  $\frac{1}{2} \frac{\text{ft}}{\text{s}}$

5.4.55.  $\frac{3x^2-2}{x^3-2x}$

5.4.57.  $4x^3(x^4-1) - (x-1)$

5.4.59.  $4x^3 \sin(3x^8)$

5.4.48.  $99 \frac{\text{ft}}{\text{s}}$

5.4.50.  $0 \frac{\text{ft}}{\text{s}}$

5.4.56.  $-3x^{11}$

5.4.58.  $\frac{1}{x}e^{\ln(x)} - e^{\sin(x)} \cos(x)$

5.4.60.  $\frac{1}{2\sqrt{x}} \sqrt{(\sqrt{x})^4 + 5(\sqrt{x})^2} + \sin(x) \sqrt{\cos^4(x) + 5 \cos^2(x)}$

## 5.5 • Numerical Integration

### 5.5 • Exercises

#### Terms and Concepts

5.5.1. False

5.5.4. A quadratic function (i.e., parabola)

#### Problems

5.5.5.

(a) 0.75

(b) 0.666667

(c) 0.666667

5.5.7.

(a) 1.89612

(b) 2.00456

(c) 2

5.5.9.

(a) 38.5781

(b) 36.75

(c) 36.75

5.5.11.

(a) 0

(b) 0

(c) 0

5.5.13.

(a) 0.900628

(b) 0.904523

5.5.6.

(a) 250

(b) 250

(c) 250

5.5.8.

(a) 5.14626

(b) 5.25221

(c) 5.33333

5.5.10.

(a) 0.220703

(b) 0.200521

(c) 0.2

5.5.12.

(a) 12.2942

(b) 13.3923

(c) 14.1372

5.5.14.

(a) 3.02419

(b) 2.93151

**5.5.15.****(a)** 13.9604**(b)** 13.9066**5.5.17.****(a)** 1.17029**(b)** 1.18728**5.5.19.****(a)** 1.08025**(b)** 1.07699**5.5.21.****(a)** 161**(b)** 12**5.5.23.****(a)** 994**(b)** 62**5.5.25. (a).**  $30.8667 \text{ cm}^2$ **(b).**  $308667 \text{ ft}^2$ **5.5.16.****(a)** 3.06949**(b)** 3.14295**5.5.18.****(a)** 2.52971**(b)** 2.54465**5.5.20.****(a)** 3.46822**(b)** 3.4985**5.5.22.****(a)** 130**(b)** 18**5.5.24.****(a)** 5591**(b)** 46**5.5.26. (a).**  $25.0667 \text{ cm}^2$ **(b).**  $250667 \text{ ft}^2$ 

## 5.6 • Substitution

### 5.6 • Exercises

#### Terms and Concepts

**5.6.1.** the Chain Rule**5.6.2.** True

#### Problems

**5.6.3.**  $\frac{1}{8}(x^4 + 8)^8 + C$

**5.6.5.**  $\frac{1}{10}(x^2 - 7)^5 + C$

**5.6.7.**  $\frac{1}{4}\ln(|4x + 6|) + C$

**5.6.9.**  $\frac{2}{3}(x - 2)\sqrt{x + 1} + C$

**5.6.11.**  $2e^{\sqrt{x}} + C$

**5.6.13.**  $C - \frac{1}{4}\left(\frac{1}{x^2} + 9\right)^2$

**5.6.15.**  $\frac{(\sin(x))^4}{4} + C$

**5.6.17.**  $\frac{\cos(1-6x)}{6} + C$

**5.6.19.**  $\frac{1}{7}\ln(|\sec(7x) + \tan(7x)|) + C$

**5.6.4.**  $\frac{1}{10}(x^2 + 9x + 1)^{10} + C$

**5.6.6.**  $\left(\frac{3}{10}\right)(7x - 6x^2 + 5)^{10} + C$

**5.6.8.**  $\left(\frac{2}{5}\right)\sqrt{5x + 3} + C$

**5.6.10.**  $x^{(\frac{3}{2})}\left(\frac{2}{9}x^3 + 2\right) + C$

**5.6.12.**  $\left(\frac{2}{7}\right)\sqrt{x^7 + 7} + C$

**5.6.14.**  $\frac{\ln^2(x)}{2} + C$

**5.6.16.**  $C - \frac{(\cos(x))^5}{5}$

**5.6.18.**  $C - \frac{\tan(7-5x)}{5}$

**5.6.20.**  $\frac{1}{9}(\tan(x))^9 + C$

$$5.6.21. \frac{1}{9} \sin(x^9) + C$$

$$5.6.23. \ln(|\sin(x)|) + C$$

$$5.6.25. \frac{1}{4} e^{4x-5} + C$$

$$5.6.27. \frac{1}{2} e^{(x+1)^2} + C$$

$$5.6.29. \ln(e^x + 7) + C$$

$$5.6.31. \frac{9^{9x}}{19.775} + C$$

$$5.6.33. \frac{\ln^2(x)}{2} + C$$

$$5.6.35. \left(\frac{5}{2}\right) (\ln(x))^2 + C$$

$$5.6.37. \frac{x^2}{2} + 3x - 8 \ln(|x|) + C$$

$$5.6.39. \frac{1}{3}(x+1)^3 + \left(\frac{3}{2}\right)(x+1)^2 + 3(x+1) - \ln(|x+1|) + C$$

$$5.6.41. C - \left(4(x-6)^2 + 92(x-6) + 266 \ln(|x-6|)\right)$$

$$5.6.43. 2.44949 \tan^{-1}\left(\frac{x}{2.44949}\right) + C$$

$$5.6.45. 7 \sin^{-1}\left(\frac{x}{3.16228}\right) + C$$

$$5.6.47. \left(\frac{3}{4}\right) \sec^{-1}\left(\frac{|x|}{8}\right) + C$$

$$5.6.49. 0.258199 \tan^{-1}\left(\frac{x+9}{15}\right) + C$$

$$5.6.51. 6 \sin^{-1}\left(\frac{x-6}{3}\right) + C$$

$$5.6.53. C - \frac{1}{5(x^5-2)}$$

$$5.6.55. \left(\frac{1}{6}\right) \sqrt{6+6x^2} + C$$

$$5.6.57. C - \frac{2}{3} (\cos(x))^{\left(\frac{3}{2}\right)}$$

$$5.6.59. \ln(|x-8|) + C$$

$$5.6.61. 2x^2 + 3x + \ln(|x^2 - 4x + 5|) + C$$

$$5.6.63. 2 \ln(|x^2 - 9x + 3|) + C$$

$$5.6.65. \frac{1}{14} \tan^{-1}\left(\frac{x^2}{7}\right) + C$$

$$5.6.67. \sec^{-1}(|9x|) + C$$

$$5.6.69. \left(\frac{5}{2}\right) \ln(|x^2 - 12x + 117|) - \left(\frac{8}{9}\right) \tan^{-1}\left(\frac{x-6}{9}\right) + C$$

$$5.6.71. x + 20.1246 \tan^{-1}\left(\frac{x-2}{2.23607}\right) + 9 \ln(|x^2 - 4x + 9|) + C$$

$$5.6.73. \frac{1}{2} x^2 - 6x + 4 \ln(|x^2 + 6x + 19|) + 11.7004 \tan^{-1}\left(\frac{x+3}{3.16228}\right) + C$$

$$5.6.75. \tan^{-1}(\sin(x)) + C$$

$$5.6.77. 5\sqrt{x^2 + 16x + 56} + C$$

$$5.6.79. \ln\left(\left(\frac{5}{8}\right)\right)$$

$$5.6.22. \tan(x) - x + C$$

$$5.6.24. -\ln(|\csc(x) + \cot(x)|) + C$$

$$5.6.26. \frac{1}{5} e^{x^5} + C$$

$$5.6.28. x - 3e^{-x} + C$$

$$5.6.30. C - \left(\frac{1}{3} e^{-3x} + \frac{1}{5} e^{-5x}\right)$$

$$5.6.32. \frac{2^{8x}}{5.54518} + C$$

$$5.6.34. \frac{(\ln(x))^5}{5} + C$$

$$5.6.36. \frac{1}{6} \ln(|\ln(x^6)|) + C$$

$$5.6.38. \frac{x^3}{3} + \frac{x^2}{2} + x + \ln(|x|) + C$$

$$5.6.40. \frac{(x+8)^2}{2} - 7(x+8) - 17 \ln(|x+8|) + C$$

$$5.6.42. \frac{1}{3} \ln(|x^3 - 6x^2 + 9|) + C$$

$$5.6.44. 5 \sin^{-1}\left(\frac{x}{5}\right) + C$$

$$5.6.46. \left(\frac{9}{7}\right) \sec^{-1}\left(\frac{|x|}{7}\right) + C$$

$$5.6.48. 0.5 \sin^{-1}(x^2) + C$$

$$5.6.50. 3 \sin^{-1}\left(\frac{x-8}{6}\right) + C$$

$$5.6.52. \tan^{-1}\left(\frac{x-4}{8}\right) + C$$

$$5.6.54. \frac{1}{36} (5x^6 - 6x^4 + 6)^6 + C$$

$$5.6.56. \tan(x^8 + 3) + C$$

$$5.6.58. C - \frac{1}{9} \cos(9x + 5)$$

$$5.6.60. 2 \ln(|x+5|) + C$$

$$5.6.62. \ln(|x^2 - 2x - 3|) + C$$

$$5.6.64. -\left(\frac{1}{2}\right) x^2 + 9x + \ln(|x^2 + 3x + 4|) + C$$

$$5.6.66. \tan^{-1}(8x) + C$$

$$5.6.68. \frac{1}{5} \sin^{-1}\left(5\frac{x}{2}\right) + C$$

$$5.6.70. \left(\frac{5}{3}\right) \tan^{-1}\left(\frac{x-4}{6}\right) + \left(\frac{3}{2}\right) \ln(|x^2 - 8x + 52|) + C$$

$$5.6.72. \frac{x^2}{2} - 18 \ln(|x^2 + 36|) + C$$

$$5.6.74. -\tan^{-1}(\cos(x)) + C$$

$$5.6.76. C - \ln(|\csc(x) + \cot(x)|)$$

$$5.6.78. \sqrt{x^2 + 12x + 34} + C$$

$$5.6.80. \frac{10190}{3}$$

5.6.81.  $\frac{1}{3}$

5.6.83.  $\frac{1}{2}(e^4 - e^4)$

5.6.85.  $\frac{\pi}{2}$

5.6.82.  $\frac{1}{8}$

5.6.84.  $\frac{\pi}{2}$

5.6.86.  $(\frac{1}{6})\pi$

## 5.7 • Hyperbolic Functions

### 5.7 • Exercises

#### Problems

5.7.11.  $2 \cosh(2x)$

5.7.13.  $\operatorname{sech}^2(x^2) \cdot 2x$

5.7.15.  $\cosh(x) \cosh(x) + \sinh(x) \sinh(x)$

5.7.17.  $-\frac{1}{x^2 \sqrt{1-(x^2)^2}} \cdot 2x$

5.7.19.  $\frac{1}{\sqrt{(2x^2)^2-1}} \cdot 2 \cdot 2x$

5.7.21.  $-\frac{1}{1-\cos^2(x)} \sin(x)$

5.7.12.  $2 \cosh(x) \sinh(x)$

5.7.14.  $\frac{1}{\sinh(x)} \cosh(x)$

5.7.16.  $\sinh(x) + x \cosh(x) - \sinh(x)$

5.7.18.  $3 \frac{1}{\sqrt{1+(3x)^2}}$

5.7.20.  $\frac{1}{1-(x+5)^2}$

5.7.22.  $\frac{1}{\sqrt{\sec^2(x)-1}} \sec(x) \tan(x)$

5.7.23.  $1(x-0)+0$

5.7.25.  $0.36(x - (-1.09861)) + (-0.8)$

5.7.27.  $1(x-0)+0$

5.7.24.  $0.75(x - 0.693147) + 1.25$

5.7.26.  $-0.576(x - 1.09861) + 0.36$

5.7.28.  $1(x - 1.41421) + 0.881374$

5.7.29.  $0.5 \ln(\cosh(2x)) + C$

5.7.31.  $0.5 \sinh^2(x) + C$

5.7.33.  $x \cosh(x) - \sinh(x) + C$

5.7.35.  $\cosh^{-1} x/3 + C = \ln(x + \sqrt{x^2-9}) + C$

5.7.37.  $\cosh^{-1}\left(\frac{x^2}{2}\right) + C$

5.7.39.  $-0.0625 \tan^{-1}\left(\frac{x}{2}\right) + 0.03125 \ln(|x-2|) - 0.03125 \ln(|x+2|) + C$

5.7.41.  $\tan^{-1}(e^x) + C$

5.7.43.  $x \tanh^{-1}(x) + 0.5 \ln(|x^2-1|) + C$

5.7.30.  $0.333333 \sinh(3x-7) + C$

5.7.32.  $x \sinh(x) - \cosh(x) + C$

5.7.34.  $\sinh^{-1} x + C = \ln(x + \sqrt{x^2+1}) + C$

5.7.36.  $0.5 \ln(|x+1|) - 0.5 \ln(|x-1|) + C$

5.7.38.  $0.666667 \sinh^{-1}(x^{1.5}) + C$

5.7.40.  $\ln(x) - \ln(|x+1|) + C$

5.7.42.  $x \sinh^{-1}(x) - \sqrt{x^2+1} + C$

5.7.44.  $\tan^{-1}(\sinh(x)) + C$

5.7.45. 0

5.7.47. 0.761594

5.7.46. 1.5

5.7.48. 1.44364



## II • Math 2565: Accelerated Calculus II

### 6 • Techniques of Antidifferentiation

#### 6.1 • Integration by Parts

#### 6.1 • Exercises

##### Terms and Concepts

6.1.1. True

6.1.2. False

6.1.4. False

##### Problems

6.1.5.  $\sin(x) - x \cos(x) + C$

6.1.7.  $-x^2 \cos(x) + 2x \sin(x) + 2 \cos(x) + C$

6.1.9.  $\frac{1}{2}e^{x^2} + C$

6.1.11.  $-\frac{1}{2}xe^{-2x} - \frac{e^{-2x}}{4} + C$

6.1.13.  $\frac{1}{5}e^{2x}(\sin(x) + 2 \cos(x)) + C$

6.1.15.  $(\frac{1}{16})e^{8x}(\sin(8x) + \cos(8x)) + C$

6.1.17.  $\sqrt{1-x^2} + x \sin^{-1}(x) + C$

6.1.19.  $0.5x^2 \tan^{-1}(x) - \frac{x}{2} + 0.5 \tan^{-1}(x) + C$

6.1.21.  $0.5x^2 \ln(x) - \frac{x^2}{4} + C$

6.1.23.  $\frac{1}{2}x^2 \ln(x-4) - \frac{1}{4}(x-4)^2 - 4x - 8 \ln(x-4) + C$

6.1.25.  $0.333333x^3 \ln(x) - \frac{x^3}{9} + C$

6.1.27.  $2(x-7) + (x-7)(\ln(x-7))^2 - 2(x-7) \ln(x-7) + C$

6.1.29.  $\ln(|\sin(x)|) - x \cot(x) + C$

6.1.31.  $\frac{1}{3}(x^2 - 6)^{(\frac{3}{2})} + C$

6.1.33.  $x \sec(x) - \ln(|\sec(x) + \tan(x)|) + C$

6.1.35.  $\frac{x}{2}(\sin(\ln(x)) - \cos(\ln(x))) + C$

6.1.37.  $2 \sin(\sqrt{x}) - 2\sqrt{x} \cos(\sqrt{x}) + C$

6.1.39.  $2\sqrt{x}e^{\sqrt{x}} - 2e^{\sqrt{x}} + C$

6.1.41.  $-1$

6.1.43.  $0$

6.1.45.  $1$

6.1.47.  $(-\frac{9}{4})e^{-8} - (-\frac{5}{4})e^{-4}$

6.1.49.  $0.2(-e^{3\pi} - e^{-3\pi})$

6.1.6.  $-e^{-x}(x+1) + C$

6.1.8.  $-x^3 \cos(x) + 3x^2 \sin(x) + 6x \cos(x) - 6 \sin(x) + C$

6.1.10.  $e^x(x^3 - 3x^2 + 6x - 6) + C$

6.1.12.  $\frac{1}{2}e^x(\sin(x) - \cos(x)) + C$

6.1.14.  $(\frac{1}{58})e^{7x}(7 \sin(3x) - 3 \cos(3x)) + C$

6.1.16.  $0.5 \sin^2(x) + C$

6.1.18.  $x \tan^{-1}(3x) - 0.166667 \ln(9x^2 + 1) + C$

6.1.20.  $-\sqrt{1-x^2} + x \cos^{-1}(x) + C$

6.1.22.  $\frac{1}{2}x^2 \ln(x) - \frac{x^2}{4} + 2x \ln(x) - 2x + C$

6.1.24.  $0.5x^2 \ln(x^2) - \frac{x^2}{2} + C$

6.1.26.  $2x + x \ln^2(x) - 2x \ln(x) + C$

6.1.28.  $x \tan(x) + \ln(|\cos(x)|) + C$

6.1.30.  $(\frac{2}{5}(x+2)^2 - (\frac{4}{3})(x+2))\sqrt{x+2} + C$

6.1.32.  $\sec(x) + C$

6.1.34.  $-x \csc(x) - \ln(|\csc(x) + \cot(x)|) + C$

6.1.36.  $\sin(e^x) - e^x \cos(e^x) + C$

6.1.38.  $x \ln(\sqrt{x}) - \frac{x}{2} + C$

6.1.40.  $\frac{x^2}{2} + C$

6.1.42.  $-3\frac{1}{e^2}$

6.1.44.  $\frac{\pi^2}{12} - \frac{1.73205\pi^3}{216} + 1.73205\pi - 6$

6.1.46.  $0.563436$

6.1.48.  $0.5e^\pi + 0.5$

#### 6.2 • Trigonometric Integrals

## 6.2 • Exercises

### Terms and Concepts

6.2.1. False

6.2.2. False

6.2.3. False

6.2.4. False

### Problems

6.2.5.  $-0.2 \cos^5(x) + C$

6.2.7.  $\frac{1}{7}(\cos(x))^7 - \frac{1}{5}(\cos(x))^5 + C$

6.2.9.  $\frac{1}{11}(\sin(x))^{11} - \frac{2}{9}(\sin(x))^9 + \frac{1}{7}(\sin(x))^7 + C$

6.2.11.  $\frac{x}{8} - 0.03125 \sin(4x) + C$

6.2.13.  $C - \left(\left(\frac{1}{10}\right) \cos(5x) + \left(\frac{1}{14}\right) \cos(7x)\right)$

6.2.15.  $\frac{1}{14\pi} \sin(7\pi x) - \frac{1}{18\pi} \sin(9\pi x) + C$

6.2.17.  $\frac{3}{\pi} \cos\left(\frac{\pi}{6}\pi x\right) + \frac{1}{\pi} \cos\left(\frac{\pi}{2}\pi x\right) + C$

6.2.19.  $\frac{\tan^5(x)}{5} + \frac{\tan^3(x)}{3} + C$

6.2.21.  $\frac{1}{10}(\tan(x))^{10} + C$

6.2.23.  $\frac{1}{7}(\sec(x))^7 - \frac{2}{5}(\sec(x))^5 + \frac{1}{3}(\sec(x))^3 + C$

6.2.25.  $0.25 \tan(x) \sec^3(x) + 0.375(\sec(x) \tan(x) + \ln(|\sec(x) + \tan(x)|)) + C$

6.2.27.  $0.25 \tan(x) \sec^3(x) - 0.125(\sec(x) \tan(x) + \ln(|\sec(x) + \tan(x)|)) + C$

6.2.28.  $\frac{1}{5}$

6.2.30. 0

6.2.32.  $\frac{2}{3}$

6.2.34.  $\frac{8}{15}$

6.2.6.  $0.25 \sin^4(x) + C$

6.2.8.  $\frac{1}{8}(\cos(x))^8 - \frac{1}{6}(\cos(x))^6 + C$

6.2.10.  $-0.111111 \sin^9(x) + 0.428571 \sin^7(x) - 0.6 \sin^5(x) + 0.333333 \sin^3(x) + C$

6.2.12.  $0.5(-0.125 \cos(8x) - 0.5 \cos(2x)) + C$

6.2.14.  $\left(\frac{1}{2}\right) \sin(x) - \left(\frac{1}{14}\right) \sin(7x) + C$

6.2.16.  $0.5(\sin(x) + 0.333333 \sin(3x)) + C$

6.2.18.  $\frac{\tan^5(x)}{5} + C$

6.2.20.  $\frac{1}{11}(\tan(x))^{11} + \frac{1}{9}(\tan(x))^9 + C$

6.2.22.  $\frac{1}{4}(\sec(x))^4 - \frac{1}{2}(\sec(x))^2 + C$

6.2.24.  $\frac{\tan^3(x)}{3} - \tan(x) + x + C$

6.2.26.  $0.5(\sec(x) \tan(x) - \ln(|\sec(x) + \tan(x)|)) + C$

6.2.29. 0

6.2.31.  $\frac{21.333333333333}{85.333333333333}$

6.2.33.  $\frac{1}{5}$

## 6.3 • Trigonometric Substitution

### 6.3 • Exercises

#### Terms and Concepts

6.3.1. backward

6.3.2.  $6 \sin(\theta)$  or  $6 \cos(\theta)$

6.3.3. (a).  $\tan^2(\theta) + 1 = \sec^2(\theta)$

(b).  $7 \sec^2(\theta)$

## Problems

$$6.3.5. \frac{1}{2}(x\sqrt{x^2+1} + \ln(\sqrt{x^2+1} + x)) + C$$

$$6.3.7. \frac{1}{2}\sin^{-1}(x) + \frac{x}{2}\sqrt{1-x^2} + C$$

$$6.3.9. \frac{1}{2}x\sqrt{x^2-1} - \frac{1}{2}\ln(|x + \sqrt{x^2-1}|) + C$$

$$6.3.11. \frac{x}{2}\sqrt{36x^2+1} + \frac{1}{12}\ln(6x + \sqrt{36x^2+1}) + C$$

$$6.3.13. \frac{x}{2}\sqrt{64x^2-1} - \frac{1}{16}\ln(|8x + \sqrt{64x^2-1}|) + C$$

$$6.3.15. 2\sin^{-1}\left(\frac{x}{3.87298}\right) + C$$

$$6.3.17. \sqrt{x^2-5} - 2.23607\sec^{-1}\left(\frac{x}{2.23607}\right) + C$$

$$6.3.19. \sqrt{x^2-7} + C$$

$$6.3.21. C - \frac{1}{\sqrt{x^2+49}}$$

$$6.3.23. \left(\frac{1}{8}\right)\frac{x-8}{x^2-16x+68} + \left(\frac{1}{16}\right)\tan^{-1}\left(\frac{x-8}{2}\right) + C$$

$$6.3.25. C - \left(\frac{\sqrt{10-x^2}}{3x} + \frac{1}{3}\sin^{-1}\left(\frac{x}{3.16228}\right)\right)$$

$$6.3.27. \frac{\pi}{2}$$

$$6.3.29. 6\sqrt{10} + 2\ln(3 + \sqrt{10})$$

$$6.3.31. 9\sin^{-1}\left(\left(\frac{2}{3}\right)\right) + 2\sqrt{5}$$

$$6.3.6. \frac{x}{2}\sqrt{x^2+4} + 2\ln\left(\frac{\sqrt{x^2+4}}{2} + \frac{x}{2}\right) + C$$

$$6.3.8. \frac{9}{2}\sin^{-1}\left(\frac{x}{3}\right) + \frac{x}{2}\sqrt{9-x^2} + C$$

$$6.3.10. \frac{1}{2}x\sqrt{x^2-16} - 8\ln\left(\left|\frac{x}{4} + \frac{\sqrt{x^2-16}}{4}\right|\right) + C$$

$$6.3.12. \frac{x}{2}\sqrt{1-49x^2} + \frac{1}{14}\sin^{-1}(7x) + C$$

$$6.3.14. 9\ln\left(\frac{x}{2.44949} + \sqrt{\frac{x^2}{6} + 1}\right) + C$$

$$6.3.16. 3\ln\left(\left|\frac{x}{3.31662} + \sqrt{\frac{x^2}{11} - 1}\right|\right) + C$$

$$6.3.18. \frac{1}{2}\tan^{-1}(x) + \frac{x}{2(x^2+1)} + C$$

$$6.3.20. \frac{1}{8}\sin^{-1}(x) + \frac{x}{8}\sqrt{1-x^2}(2x^2-1) + C$$

$$6.3.22. 4x\sqrt{x^2-10} + 40\ln\left(\left|\frac{x}{3.16228} + \sqrt{\frac{x^2}{10} - 1}\right|\right) + C$$

$$6.3.24. \frac{x}{\sqrt{1-x^2}} - \sin^{-1}(x) + C$$

$$6.3.26. \frac{x}{2}\sqrt{x^2+5} - \left(\frac{5}{2}\right)\ln\left(\frac{x}{1.73205} + \sqrt{\frac{x^2}{5} + 1}\right) + C$$

$$6.3.28. \left(\frac{7}{2}\right)\sqrt{33} - 8\ln\left(\left|\left(\frac{7}{4}\right) + \left(\frac{1}{4}\right)\sqrt{33}\right|\right)$$

$$6.3.30. \tan^{-1}(7) + \left(\frac{7}{50}\right)$$

$$6.3.32. \frac{\pi}{8}$$

## 6.4 • Partial Fraction Decomposition

## 6.4 • Exercises

## Terms and Concepts

6.4.1. rational

6.4.2. True

$$6.4.3. \frac{A}{x} + \frac{B}{x-5}$$

$$6.4.5. \frac{A}{x-\sqrt{7}} + \frac{B}{x+\sqrt{7}}$$

$$6.4.4. \frac{A}{x-4} + \frac{B}{x+4}$$

$$6.4.6. \frac{A}{x} + \frac{Bx+C}{x^2+6}$$

## Problems

$$6.4.7. 2\ln(|x-2|) + 3\ln(|x-4|) + C$$

$$6.4.9. \left(\frac{9}{5}\right)\ln(|x-1|) - \left(\frac{9}{5}\right)\ln(|x+1|) + C$$

$$6.4.11. 3\ln(|x+7|) - \frac{8}{x+7} + C$$

$$6.4.13. 6\ln(|x|) + 7\ln(|x+3|) + \frac{4}{x+3} + C$$

$$6.4.8. 3\ln(|x|) - 4\ln(|x-5|) + C$$

$$6.4.10. \ln(|x+9|) + \ln(|3x+1|) + C$$

$$6.4.12. 9\ln(|x+5|) - \frac{3}{x+5} + C$$

$$6.4.14. C - (7\ln(|-(8x+5)|) + 5\ln(|x+1|) + 6\ln(|x+6|))$$

**6.4.15.**

$$C - \left( \left( \frac{1}{2} \right) \ln(|6x + 2|) + \left( \frac{1}{9} \right) \ln(|9x - 1|) + \frac{\left( \frac{2}{5} \right)}{5x - 4} \right)$$

**6.4.17.**

$$\frac{1}{2}x^2 - x + \left( \frac{216}{13} \right) \ln(|x - 6|) + \left( \frac{343}{13} \right) \ln(|x + 7|) + C$$

$$\mathbf{6.4.19.} \left( \frac{1}{19} \right) \ln(|x|) - \left( \frac{1}{38} \right) \ln(x^2 + 8x + 19) - 0.121547 \tan^{-1} \left( \frac{x+4}{1.73205} \right) + C$$

$$\mathbf{6.4.21.} \ln(|3x^2 + 5x - 9|) - 5 \ln(|x + 4|) + C$$

$$\mathbf{6.4.23.} \left( \frac{463}{73} \right) \ln(|x + 8|) + \left( \frac{121}{146} \right) \ln(x^2 + 9) - \left( \frac{201}{73} \right) \tan^{-1} \left( \frac{x}{3} \right) + C$$

$$\mathbf{6.4.25.} 5 \ln(x^2 - 4x + 10) - 4 \ln(|x - 4|) + 0.816497 \tan^{-1} \left( \frac{x-2}{2.44949} \right) + C$$

$$\mathbf{6.4.27.} \ln \left( \left( \frac{6144}{117649} \right) \right)$$

$$\mathbf{6.4.29.} \ln \left( \left( \frac{9}{11} \right) \right) + \tan^{-1}(4) - \tan^{-1}(2)$$

$$\mathbf{6.4.16.} x + 3 \ln(|x - 4|) + \ln(|x + 1|) + C$$

$$\mathbf{6.4.18.} 4x + C$$

**6.4.20.**

$$x + \ln(x^2 + 6x + 11) - 3.53553 \tan^{-1} \left( \frac{x+3}{1.41421} \right) + C$$

**6.4.22.**

$$3 \ln(|x + 1|) + 2 \ln(x^2 + 2x + 2) - 5 \tan^{-1}(x + 1) + C$$

**6.4.24.**

$$3 \ln(x^2 - 2x + 26) - 5 \ln(|x + 4|) - 2 \tan^{-1} \left( \frac{x-1}{5} \right) + C$$

$$\mathbf{6.4.26.} 4 \ln(|x + 7|) + \left( \frac{5}{2} \right) \ln(x^2 - 10x + 27) - 7.77817 \tan^{-1} \left( \frac{x-5}{1.41421} \right) + C$$

$$\mathbf{6.4.28.} 0.536267$$

$$\mathbf{6.4.30.} \frac{1}{8}$$

## 6.5 • Improper Integration

### 6.5 • Exercises

#### Terms and Concepts

$$\mathbf{6.5.4.} p > 1$$

$$\mathbf{6.5.5.} p > 1$$

$$\mathbf{6.5.6.} p < 1$$

#### Problems

$$\mathbf{6.5.7.} \frac{e^5}{2}$$

$$\mathbf{6.5.9.} \frac{1}{3}$$

$$\mathbf{6.5.11.} \frac{1}{\ln(2)}$$

$$\mathbf{6.5.13.} \infty$$

$$\mathbf{6.5.15.} 1$$

$$\mathbf{6.5.17.} \infty$$

$$\mathbf{6.5.19.} \infty$$

$$\mathbf{6.5.21.} \infty$$

$$\mathbf{6.5.23.} 1$$

$$\mathbf{6.5.25.} 0$$

$$\mathbf{6.5.27.} \frac{-1}{4}$$

$$\mathbf{6.5.29.} \infty$$

$$\mathbf{6.5.31.} 1$$

$$\mathbf{6.5.33.} \frac{1}{2}$$

**6.5.35. (a).** Limit Comparison Test**(b).** diverges

$$\mathbf{(c).} \frac{1}{x}$$

$$\mathbf{6.5.8.} \frac{1}{2}$$

$$\mathbf{6.5.10.} \frac{\pi}{3}$$

$$\mathbf{6.5.12.} \infty$$

$$\mathbf{6.5.14.} \infty$$

$$\mathbf{6.5.16.} \infty$$

$$\mathbf{6.5.18.} \infty$$

$$\mathbf{6.5.20.} \infty$$

$$\mathbf{6.5.22.} 2 + 2\sqrt{2}$$

$$\mathbf{6.5.24.} \frac{1}{2}$$

$$\mathbf{6.5.26.} \frac{\pi}{2}$$

$$\mathbf{6.5.28.} \frac{-1}{9}$$

$$\mathbf{6.5.30.} -1$$

$$\mathbf{6.5.32.} \infty$$

$$\mathbf{6.5.34.} \frac{1}{2}$$

**6.5.36. (a).** Limit Comparison Test**(b).** converges

$$\mathbf{(c).} \frac{1}{x^{1.5}}$$

**6.5.37. (a).** Limit Comparison Test**(b).** diverges**(c).**  $\frac{1}{x}$ **6.5.39. (a).** Direct Comparison Test**(b).** converges**(c).**  $e^{-x}$ **6.5.41. (a).** Direct Comparison Test**(b).** converges**(c).**  $\frac{1}{x^2-1}$ **6.5.43. (a).** Direct Comparison Test**(b).** converges**(c).**  $\frac{1}{e^x}$ **6.5.38. (a).** Direct Comparison Test**(b).** converges**(c).**  $xe^{-x}$ **6.5.40. (a).** Direct Comparison Test**(b).** converges**(c).**  $xe^{-x}$ **6.5.42. (a).** Direct Comparison Test**(b).** diverges**(c).**  $\frac{x}{x^2+1}$ **6.5.44. (a).** Limit Comparison Test**(b).** converges**(c).**  $\frac{1}{e^x}$ 

## 7 • Applications of Integration

### 7.1 • Area Between Curves

#### 7.1 • Exercises

##### Terms and Concepts

**7.1.1.** True**7.1.2.** True

##### Problems

**7.1.5.** 22.436**7.1.7.** 3.14159**7.1.9.** 0.5**7.1.11.** 0.721354**7.1.13.** 4.5**7.1.15.** 0.429204**7.1.17.** 0.166667**7.1.6.** 5.33333**7.1.8.** 3.14159**7.1.10.** 2.82843**7.1.12.**  $4/3$ **7.1.14.** 1.33333**7.1.16.** 8**7.1.18.** 3.08333

**7.1.19.** All enclosed regions have the same area, with regions being the reflection of adjacent regions. One region is formed on  $[\pi/4, 5\pi/4]$ , with area  $2\sqrt{2}$ .

**7.1.20.** 3.89711**7.1.21.** 1**7.1.23.** 4.5**7.1.25.** 0.514298**7.1.22.** 1.66667**7.1.24.** 2.25**7.1.26.**  $4/3$ **7.1.27.** 1**7.1.29.** 4**7.1.28.** 5**7.1.30.** 10.5**7.1.31.** 262800 ft<sup>2</sup>**7.1.32.** 623333 ft<sup>2</sup>

### 7.2 • Volume by Cross-Sectional Area; Disk and Washer Methods

#### 7.2 • Exercises

**Terms and Concepts****7.2.1.** T**7.2.2.** Answers will vary.**Problems**

**7.2.4.**  $48\pi\sqrt{3}/5 \text{ units}^3$

**7.2.6.**  $\pi^2/4 \text{ units}^3$

**7.2.8.**  $9\pi/2 \text{ units}^3$

**7.2.10.**  $\pi^2 - 2\pi \text{ units}^3$

**7.2.12.**

(a)  $\pi/2$

(b)  $5\pi/6$

(c)  $4\pi/5$

(d)  $8\pi/15$

**7.2.14.**

(a)  $4\pi/3$

(b)  $2\pi/3$

(c)  $4\pi/3$

(d)  $\pi/3$

**7.2.16.**

(a)  $\pi^2/2$

(b)  $\pi^2/2 - 4\pi \sinh^{-1}(1)$

(c)  $\pi^2/2 + 4\pi \sinh^{-1}(1)$

**7.2.18.**  $250\pi/3$

**7.2.20.**  $80/3$

**7.2.5.**  $175\pi/3 \text{ units}^3$

**7.2.7.**  $\pi/6 \text{ units}^3$

**7.2.9.**  $35\pi/3 \text{ units}^3$

**7.2.11.**  $2\pi/15 \text{ units}^3$

**7.2.13.**

(a)  $512\pi/15$

(b)  $256\pi/5$

(c)  $832\pi/15$

(d)  $128\pi/3$

**7.2.15.**

(a)  $104\pi/15$

(b)  $64\pi/15$

(c)  $32\pi/5$

**7.2.17.**

(a)  $8\pi$

(b)  $8\pi$

(c)  $16\pi/3$

(d)  $8\pi/3$

**7.2.19.**  $250\pi/3$

**7.2.21.** 187.5

**7.3 • The Shell Method****7.3 • Exercises****Terms and Concepts****7.3.1.** T**7.3.2.** F**7.3.3.** F**7.3.4.** T

## Problems

7.3.5.  $9\pi/2$  units<sup>3</sup>

7.3.7.  $\pi^2 - 2\pi$  units<sup>3</sup>

7.3.9.  $48\pi\sqrt{3}/5$  units<sup>3</sup>

7.3.11.  $\pi^2/4$  units<sup>3</sup>

7.3.13.

(a)  $4\pi/5$

(b)  $8\pi/15$

(c)  $\pi/2$

(d)  $5\pi/6$

7.3.15.

(a)  $4\pi/3$

(b)  $\pi/3$

(c)  $4\pi/3$

(d)  $2\pi/3$

7.3.17.

(a)  $2\pi(\sqrt{2} - 1)$

(b)  $2\pi(1 - \sqrt{2} + \sinh^{-1}(1))$

7.3.6.  $70\pi/3$  units<sup>3</sup>

7.3.8.  $2\pi/15$  units<sup>3</sup>

7.3.10.  $350\pi/3$  units<sup>3</sup>

7.3.12.  $\pi/6$  units<sup>3</sup>

7.3.14.

(a)  $128\pi/3$

(b)  $128\pi/3$

(c)  $512\pi/15$

(d)  $256\pi/5$

7.3.16.

(a)  $16\pi/3$

(b)  $8\pi/3$

(c)  $8\pi$

7.3.18.

(a)  $16\pi/3$

(b)  $8\pi/3$

(c)  $8\pi$

(d)  $8\pi$

## 7.4 • Arc Length and Surface Area

## 7.4 • Exercises

## Problems

7.4.3.  $\sqrt{2}$

7.4.5.  $\frac{10}{3}$

7.4.7.  $\frac{157}{3}$

7.4.9.  $\frac{12}{5}$

7.4.11.  $-\ln(2 - \sqrt{3}) \approx 1.31696$

7.4.13.  $\int_0^1 \sqrt{1 + 4x^2} dx$

7.4.15.  $\int_1^e \sqrt{1 + \frac{1}{x^2}} dx$

7.4.17.  $\int_0^{\pi/2} \sqrt{1 + \sin^2(x)} dx$

7.4.19. 1.4790

7.4.4. 6

7.4.6. 6

7.4.8.  $\frac{3}{2}$

7.4.10.  $\frac{7.99533 \times 10^7}{400000}$

7.4.12.  $\sinh^{-1}(1)$

7.4.14.  $\int_0^1 \sqrt{1 + 100x^{18}} dx$

7.4.16.  $\int_1^2 \sqrt{1 + \frac{1}{x^4}} dx$

7.4.18.  $\int_{-\pi/4}^{\pi/4} \sqrt{1 + \sec^2(x) \tan^2(x)} dx$

7.4.20. 1.8377

7.4.21. 2.1300

7.4.23. 1.00013

7.4.25.  $2\pi \int_0^1 2x\sqrt{5} \, dx = 2\pi\sqrt{5}$

7.4.27.  $2\pi \int_0^1 x\sqrt{1+4x^2} \, dx = \pi/6(5\sqrt{5} - 1)$

7.4.29.  $\int_0^1 \sqrt{1 + \frac{1}{4x}} \, dx$

7.4.31.  $\int_{-3}^3 \sqrt{1 + \frac{x^2}{81-9x^2}} \, dx$

7.4.33.  $2\pi \int_0^1 \sqrt{1-x^2} \sqrt{1+x/(1-x^2)} \, dx = 4\pi$

7.4.22. 1.3254

7.4.24. 1.7625

7.4.26.  $2\pi \int_0^1 x\sqrt{5} \, dx = \pi\sqrt{5}$

7.4.28.  $2\pi \int_0^1 x^3\sqrt{1+9x^4} \, dx = \pi/27(10\sqrt{10} - 1)$

7.4.30.  $\int_{-1}^1 \sqrt{1 + \frac{x^2}{1-x^2}} \, dx$

7.4.32.  $2\pi \int_0^1 \sqrt{x} \sqrt{1+1/(4x)} \, dx = \pi/6(5\sqrt{5} - 1)$

## 7.5 • Work

## 7.5 • Exercises

### Terms and Concepts

7.5.1. In SI units, it is one joule, i.e., one newton-meter, or  $\frac{\text{kg}\cdot\text{m}}{\text{s}^2}$  In Imperial Units, it is ft-lb.

7.5.2. The same.

7.5.3. Smaller.

7.5.4. force; distance

### Problems

7.5.5.

(a) 500 ft-lb

(b)  $100 - 50\sqrt{2} \approx 29.29$  ft

7.5.6.

(a) 2450 J

(b) 1568 J

7.5.7.

(a)  $\frac{1}{2} \cdot d \cdot l^2$  ft-lb

(b) 75 %

(c)  $\ell(1 - \sqrt{2}/2) \approx 0.2929\ell$

7.5.8. 735 J

7.5.9.

(a) 756 ft-lb

(b) 60,000 ft-lb

(c) Yes, for the cable accounts for about 1% of the total work.

7.5.10. 11,100 ft-lb

7.5.11. 575 ft-lb

7.5.12. 125 ft-lb



**7.5.13.** 0.05 J**7.5.14.** 12.5 ft-lb**7.5.15.** 5/3 ft-lb**7.5.16.**  $0.2625 = 21/80$  J**7.5.17.**  $f \cdot d/2$  J**7.5.18.** 45 ft-lb**7.5.19.** 5 ft-lb**7.5.20.** 953, 284 J**7.5.21.**

(a) 52,929.6 ft-lb

(b) 18,525.3 ft-lb

(c) When 3.83 ft of water have been pumped from the tank, leaving about 2.17 ft in the tank.

**7.5.22.** 192,767 ft-lb. Note that the tank is oriented horizontally. Let the origin be the center of one of the circular ends of the tank. Since the radius is 3.75 ft, the fluid is being pumped to  $y = 4.75$ ; thus the distance the gas travels is  $h(y) = 4.75 - y$ . A differential element of water is a rectangle, with length 20 and width  $2\sqrt{3.75^2 - y^2}$ . Thus the force required to move that slab of gas is  $F(y) = 40 \cdot 45.93 \cdot \sqrt{3.75^2 - y^2} dy$ . Total work is  $\int_{-3.75}^{3.75} 40 \cdot 45.93 \cdot (4.75 - y) \sqrt{3.75^2 - y^2} dy$ . This can be evaluated without actual integration; split the integral into  $\int_{-3.75}^{3.75} 40 \cdot 45.93 \cdot (4.75) \sqrt{3.75^2 - y^2} dy + \int_{-3.75}^{3.75} 40 \cdot 45.93 \cdot (-y) \sqrt{3.75^2 - y^2} dy$ . The first integral can be evaluated as measuring half the area of a circle; the latter integral can be shown to be 0 without much difficulty. (Use substitution and realize the bounds are both 0.)

**7.5.23.** 212,135 ft-lb**7.5.24.**

(a) approx. 577,000 J

(b) approx. 399,000 J

(c) approx 110,000 J (By volume, half of the water is between the base of the cone and a height of 3.9685 m. If one rounds this to 4 m, the work is approx 104,000 J.)

**7.5.25.** 187,214 ft-lb**7.5.26.** 617,400 J**7.5.27.** 4,917,150 J

## 7.6 • Fluid Forces

### 7.6 • Exercises

#### Terms and Concepts

**7.6.1.** Answers will vary.**7.6.2.** Answers will vary.

#### Problems

**7.6.3.** 499.2 lb**7.6.5.** 6739.2 lb**7.6.7.** 3920.7 lb**7.6.9.** 2496 lb**7.6.11.** 602.59 lb**7.6.4.** 249.6 lb**7.6.6.** 5241.6 lb**7.6.8.** 15682.8 lb**7.6.10.** 2496 lb**7.6.12.** 291.2 lb

**7.6.13.**

(a) 2340 lb

(b) 5625 lb

**7.6.15.**

(a) 1597.44 lb

(b) 3840 lb

**7.6.17.**

(a) 56.42 lb

(b) 135.62 lb

**7.6.19.** 5.1 ft**7.6.20.** 4.1 ft**7.6.14.**

(a) 1064.96 lb

(b) 2560 lb

**7.6.16.**

(a) 41.6 lb

(b) 100 lb

**7.6.18.**

(a) 1123.2 lb

(b) 2700 lb

## 8 • Differential Equations

### 8.1 • Graphical and Numerical Solutions to Differential Equations

#### 8.1 • Exercises

##### Terms and Concepts

**8.1.1.** An initial value problem is a differential equation that is paired with one or more initial conditions. A differential equation is simply the equation without the initial conditions.

**8.1.2.** Answers will vary.

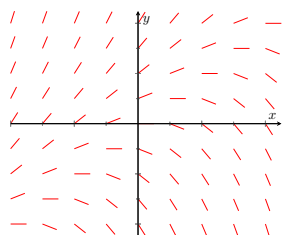
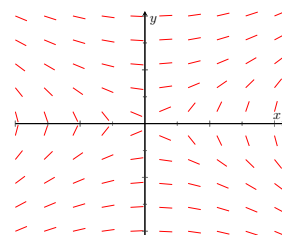
**8.1.3.** Substitute the proposed function into the differential equation, and show the the statement is satisfied.

**8.1.4.** A particular solution is one specific member of a family of solutions, and has no arbitrary constants. A general solution is a family of solutions, includes all possible solutions to the differential equation, and typically includes one or more arbitrary constants.

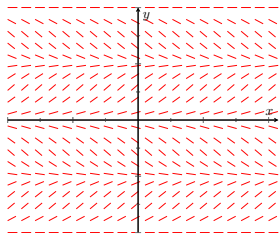
**8.1.5.** Many differential equations are impossible to solve analytically.

**8.1.6.** A smaller  $h$  value leads to a numerical solution that is closer to the true solution, but decreasing the  $h$  value leads to more computational effort.

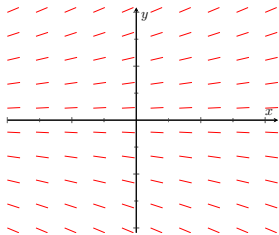
##### Problems

**8.1.7.** Answers will vary.**8.1.9.** Answers will vary.**8.1.11.**  $C = 2$ **8.1.13.****8.1.8.** Answers will vary.**8.1.10.** Answers will vary.**8.1.12.**  $C = 6$ **8.1.14.**

8.1.15.



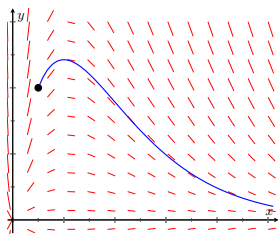
8.1.16.



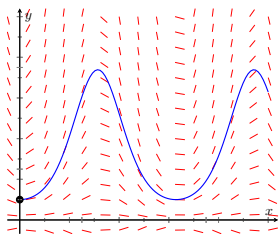
8.1.17. b  
8.1.19. d

8.1.18. c  
8.1.20. a

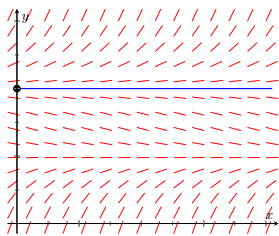
8.1.21.



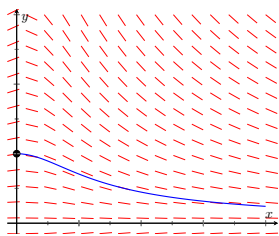
8.1.22.



8.1.23.



8.1.24.



8.1.25.

$x_i$	$y_i$
0.00	1.0000
0.25	1.5000
0.50	2.3125
0.75	3.5938
1.00	5.5781

8.1.26.

$x_i$	$y_i$
0.0	1.0000
0.1	1.0000
0.2	1.0037
0.3	1.0110
0.4	1.0219
0.5	1.0363

8.1.27.

$x_i$	$y_i$
0.0	2.0000
0.2	2.4000
0.4	2.9197
0.6	3.5816
0.8	4.4108
1.0	5.4364

8.1.28.

$x_i$	$y_i$
0.0	0.0000
0.5	0.5000
1.0	1.8591
1.5	10.5824
2.0	88378.1190

8.1.29.

$x$	0.0	0.2	0.4	0.6	0.8	1.0
$y(x)$	1.0000	1.0204	1.0870	1.2195	1.4706	2.0000
$h = 0.2$	1.0000	1.0000	1.0400	1.1265	1.2788	1.5405
$h = 0.1$	1.0000	1.0100	1.0623	1.1687	1.3601	1.7129

8.1.30.

$x$	0.0	0.2	0.4	0.6	0.8	1.0
$y(x)$	0.5000	0.5412	0.6806	0.9747	1.5551	2.7183
$h = 0.2$	0.5000	0.5000	0.5816	0.7686	1.1250	1.7885
$h = 0.1$	0.5000	0.5201	0.6282	0.8622	1.3132	2.1788

## 8.2 • Separable Differential Equations

### 8.2 • Exercises

#### Problems

8.2.1. Separable.  $\frac{1}{y^2 - y} dy = dx$

8.2.3. Not separable.

8.2.5.  $\left\{ y = \frac{1 + Ce^{2x}}{1 - Ce^{2x}}, y = -1 \right\}$

8.2.7.  $y = Cx^4$

8.2.9.  $(y - 1)e^y = -e^{-x} - \frac{1}{3}e^{-3x} + C$

8.2.11.  $\left\{ \arcsin 2y - \arctan(x^2 + 1) = C, y = \pm \frac{1}{2} \right\}$

8.2.13.  $\sin y + \cos(x) = 2$

8.2.15.  $\frac{1}{2}y^2 - \ln(1 + x^2) = 8$

8.2.17.  $\frac{1}{2}y^2 - y = \frac{1}{2}((x^2 + 1)\ln(x^2 + 1) - (x^2 + 1)) + \frac{1}{2}$

8.2.19.  $2 \tan 2y = 2x + \sin 2x$

8.2.2. Not separable.

8.2.4. Separable.  $\frac{1}{\cos y - y} dy = (x^2 + 1) dx$

8.2.6.  $y = 2 + Ce^x$

8.2.8.  $y^2 - 4x^2 = C$

8.2.10.  $(y - 1)^2 = \ln(x^2 + 1) + C$

8.2.12.  $\left\{ y = \frac{1}{C - \arctan x}, y = 0 \right\}$

8.2.14.  $-x^3 + 3y - y^3 = 2$

8.2.16.  $y^2 + 2xe^x - 2e^x = 2$

8.2.18.  $\sin(y^2) - (\arcsin x)^2 = -\frac{1}{2}$

8.2.20.  $x = \exp\left(-\frac{\sqrt{1 - y^2}}{y}\right)$

## 8.3 • First Order Linear Differential Equations

### 8.3 • Exercises

#### Problems

8.3.1.  $y = \frac{3}{2} + Ce^{2x}$

8.3.3.  $y = -\frac{1}{2x} + Cx$

8.3.5.  $y = \sec x + C(\csc x)$

8.3.2.  $y = \frac{\ln|x| + C}{x}$

8.3.4.  $y = \frac{x^3}{7} - \frac{x}{5} + \frac{C}{x^4}$

8.3.6.  $y = \frac{1}{2} + Ce^{-x^2}$

$$8.3.7. y = Ce^{3x} - (x+1)e^{2x}$$

$$8.3.9. y = (x^2 + 2)e^x$$

$$8.3.11. y = 1 - \frac{2}{x} + \frac{2 - e^{1-x}}{x^2}$$

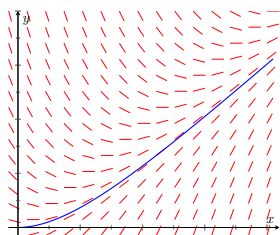
$$8.3.13. y = \frac{x^2 + 1}{x + 1}e^{-x}$$

$$8.3.15. y = \frac{(x-2)(x+1)}{x-1}$$

$$8.3.17. \text{Both; } y = -5e^{x+\frac{1}{3}x^3}$$

$$8.3.19. \text{linear; } y = \frac{x^3 - 3x - 6}{3(x-1)}$$

8.3.21.



The solution will increase and begin to follow the line  $y = x - 1$ .  
 $y = x - 1 + e^{-x}$

$$8.3.8. y = \sin(2x) - 2\cos(2x) + Ce^{-x}$$

$$8.3.10. y = \frac{1}{4}x^2 - \frac{1}{3}x + \frac{1}{2} + \frac{7}{12x^2}$$

$$8.3.12. y = 3e^{-2x}$$

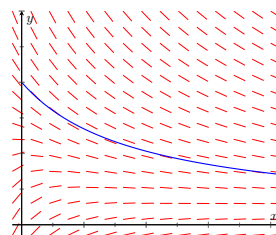
$$8.3.14. y = \sin(x) - 3\cos(x)$$

$$8.3.16. y = x^2 \left( \arctan x - \frac{\pi}{4} \right)$$

$$8.3.18. \text{separable; } e^y = \sin(x) - x\cos(x) + 1$$

$$8.3.20. \text{separable; } y = 1$$

8.3.22.



The solution will decrease and approach  $y = 0$ .  
 $y = \frac{2 + \ln(x+1)}{x+1}$

## 8.4 • Modeling with Differential Equations

### 8.4 • Exercises

#### Problems

$$8.4.1. y = 10 + Ce^{-kx}$$

$$8.4.3. 4.43 \text{ days}$$

$$8.4.5. x = \begin{cases} \frac{ab(1 - e^{(a-b)kt})}{b - ae^{(a-b)kt}} & \text{if } a \neq b \\ \frac{a^2kt}{1 + akt} & \text{if } a = b \end{cases}$$

$$8.4.7. y = 60 - 3.69858e^{-\frac{1}{4}t} + 43.69858e^{-0.0390169t}$$

$$8.4.9. y = 8(1 - e^{-\frac{1}{2}t}) \text{ g/cm}^2$$

$$8.4.11. 11.00075 \text{ g}$$

$$8.4.2. 13.66 \text{ days}$$

$$8.4.4. 13,304.65 \text{ years old}$$

$$8.4.6. 24.57 \text{ minutes}$$

$$8.4.8. 0.06767 \text{ g/gal}$$

$$8.4.10. y = 20 - \frac{10}{17}(4\cos(2t) - \sin(2t)) - \frac{300}{17}e^{-\frac{1}{2}t} \text{ g}$$

$$8.4.12. \text{pond 1: } 50.4853 \text{ grams per million gallons} \\ \text{pond 2: } 32.8649 \text{ grams per million gallons}$$

## 9 • Sequences and Series

### 9.1 • Sequences

#### 9.1 • Exercises

**Terms and Concepts**

- 9.1.1. Answers will vary.  
 9.1.2. natural  
 9.1.3. Answers will vary.  
 9.1.4. Answers will vary.

**Problems**

9.1.5.  $2, \frac{8}{3}, \frac{8}{3}, \frac{32}{15}, \frac{64}{45}$

9.1.7.  $-\frac{1}{3}, -2, -\frac{81}{5}, -\frac{512}{3}, -\frac{15625}{7}$

9.1.9.  $a_n = 3n + 1$

9.1.11.  $a_n = 10 \cdot 2^{n-1}$

9.1.13.  $1/7$

9.1.15. 0

9.1.17. diverges

9.1.19. converges to 0

9.1.21. diverges

9.1.23. converges to  $e$

9.1.25. converges to 0

9.1.27. converges to 2

9.1.29. bounded

9.1.31. bounded

9.1.33. neither bounded above or below

9.1.35. monotonically increasing

9.1.37. never monotonic

9.1.40.

(b)  $a_n = 1/3^n$  and  $b_n = 1/2^n$

9.1.6.  $-\frac{3}{2}, \frac{9}{4}, -\frac{27}{8}, \frac{81}{16}, -\frac{243}{32}$

9.1.8. 1, 1, 2, 3, 5

9.1.10.  $a_n = (-1)^{n+1} \frac{3}{2^{n-1}}$

9.1.12.  $a_n = 1/(n-1)!$

9.1.14.  $3e^2 - 1$

9.1.16.  $e^4$

9.1.18. converges to  $4/3$

9.1.20. converges to 0

9.1.22. converges to 3

9.1.24. converges to 5

9.1.26. diverges

9.1.28. converges to 0

9.1.30. neither bounded above or below

9.1.32. bounded below

9.1.34. bounded above

9.1.36. monotonically increasing for  $n \geq 3$

9.1.38. monotonically decreasing for  $n \geq 3$

**9.2 • Infinite Series****9.2 • Exercises****Terms and Concepts**

- 9.2.1. Answers will vary.  
 9.2.2. Answers will vary.  
 9.2.4. Answers will vary.  
 9.2.5. F  
 9.2.6. F

**9.3 • Integral and Comparison Tests****9.3 • Exercises**

**Terms and Concepts****9.3.1.** continuous, positive and decreasing**9.3.2.** F**Problems****9.3.5.** Converges**9.3.7.** Diverges**9.3.9.** Converges**9.3.11.** Converges**9.3.6.** Converges**9.3.8.** Diverges**9.3.10.** Converges**9.3.12.** Converges**9.4 • Ratio and Root Tests****9.4 • Exercises****Terms and Concepts****9.4.1.** algebraic, or polynomial.**9.4.2.** factorial and/or exponential**9.4.3.** Integral Test, Limit Comparison Test, and Root Test**9.4.4.** raised to a power**Problems****9.4.5.** Converges**9.4.7.** Converges**9.4.9.** The Ratio Test is inconclusive; the  $p$ -Series Test states it diverges.**9.4.11.** Converges**9.4.13.** Converges; note the summation can be rewritten as  $\sum_{n=1}^{\infty} \frac{2^n n!}{3^n n!}$ , from which the Ratio Test or Geometric Series Test can be applied.**9.4.15.** Converges**9.4.17.** Converges**9.4.19.** Diverges**9.4.21.** Diverges. The Root Test is inconclusive, but the  $n$ th-Term Test shows divergence. (The terms of the sequence approach  $e^{-2}$ , not 0, as  $n \rightarrow \infty$ .)**9.4.23.** Converges**9.4.6.** Diverges**9.4.8.** Converges**9.4.10.** The Ratio Test is inconclusive; the Direct Comparison Test with  $1/n^3$  shows it converges.**9.4.12.** Converges**9.4.14.** Converges; rewrite the summation as  $\sum_{n=1}^{\infty} \frac{n!}{5^n n!}$  then apply the Ratio Test or Geometric Series Test.**9.4.16.** Converges**9.4.18.** Converges**9.4.20.** Converges**9.4.22.** Converges**9.4.24.** Converges**9.5 • Alternating Series and Absolute Convergence****9.5 • Exercises**

**Terms and Concepts****9.5.2.** positive, decreasing, 0**9.5.3.** Many examples exist; one common example is  $a_n = (-1)^n/n$ .**9.5.4.** conditionally**10 • Curves in the Plane****10.1 • Conic Sections****10.1 • Exercises****Terms and Concepts****10.1.6.** line**Problems**

$$\mathbf{10.1.19.} \quad \frac{(x+1)^2}{9} + \frac{(y-2)^2}{4} = 1; \text{ foci at } (-1 \pm \sqrt{5}, 2); \\ e = \sqrt{5}/3$$

$$\mathbf{10.1.20.} \quad \frac{(x-1)^2}{1/4} + \frac{y^2}{9} = 1; \text{ foci at } (1, \pm\sqrt{8.75}); \\ e = \sqrt{8.75}/3 \approx 0.99$$

$$\mathbf{10.1.29.} \quad x^2 - \frac{y^2}{3} = 1$$

$$\mathbf{10.1.30.} \quad y^2 - \frac{x^2}{24} = 1$$

$$\mathbf{10.1.31.} \quad \frac{(y-3)^2}{4} - \frac{(x-1)^2}{9} = 1$$

$$\mathbf{10.1.32.} \quad \frac{(x-1)^2}{9} - \frac{(y-3)^2}{4} = 1$$

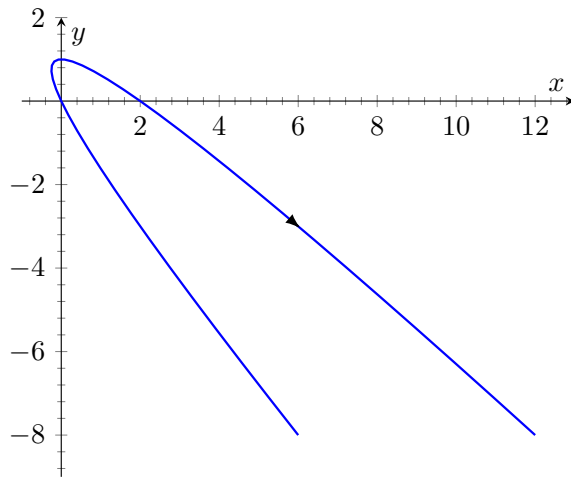
**10.1.45.** The sound originated from a point approximately 31m to the right of  $B$  and 1390m above or below it. (Since the three points are collinear, we cannot distinguish whether the sound originated above/below the line containing the points.)

**10.2 • Parametric Equations****10.2 • Exercises****Terms and Concepts****10.2.1.** True**10.2.2.** orientation**10.2.3.** rectangular

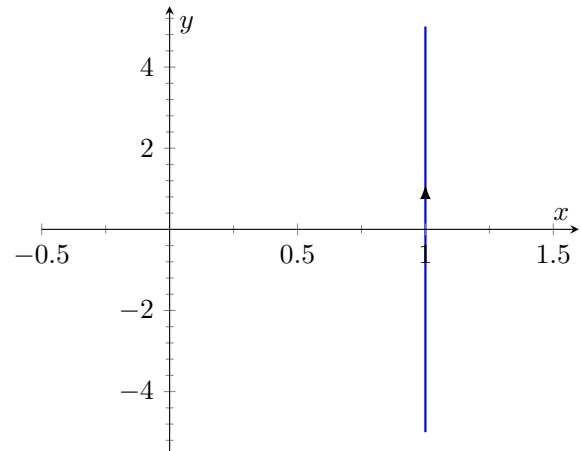


## Problems

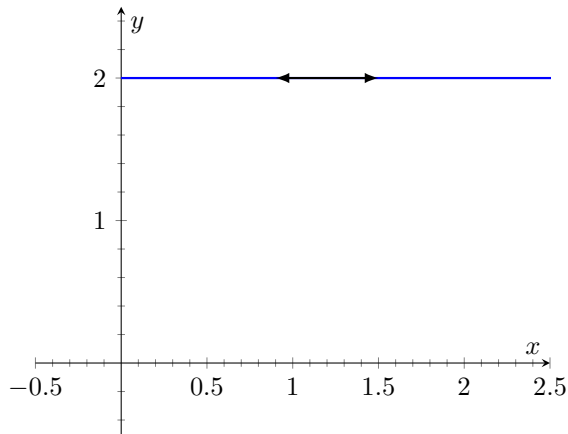
10.2.5.



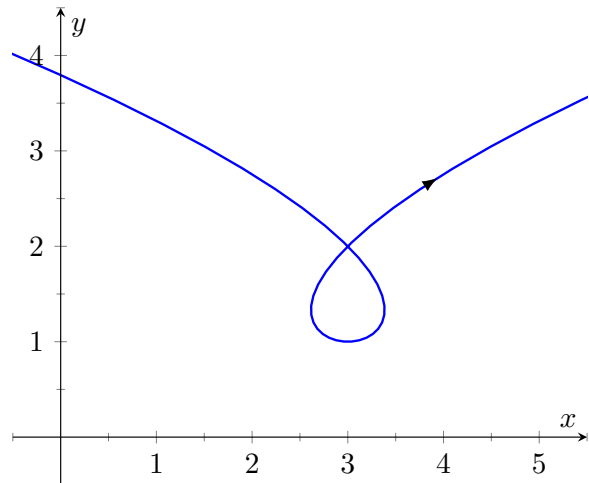
10.2.6.



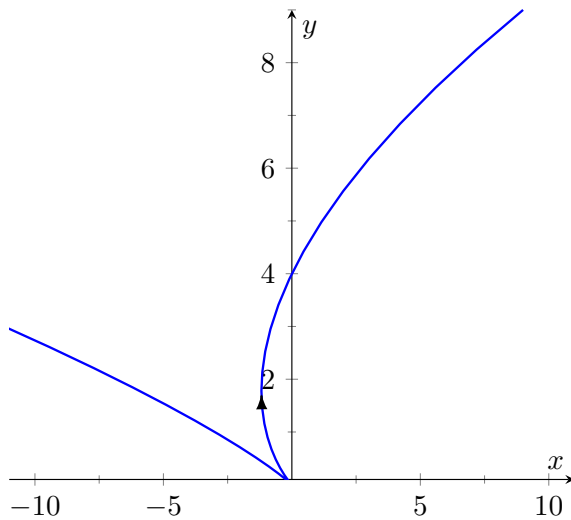
10.2.7.



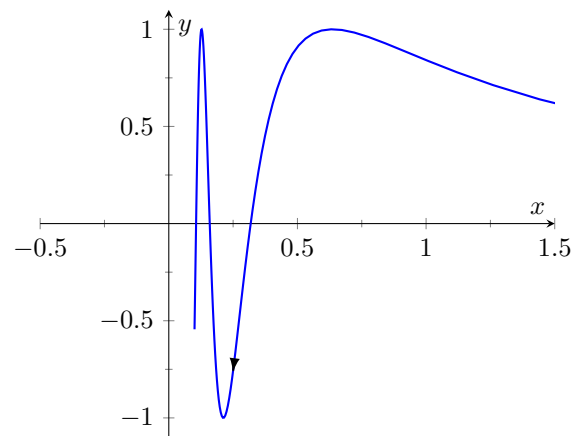
10.2.8.



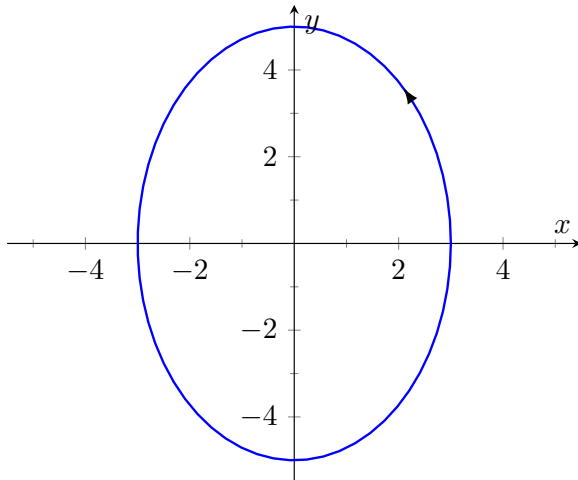
10.2.9.



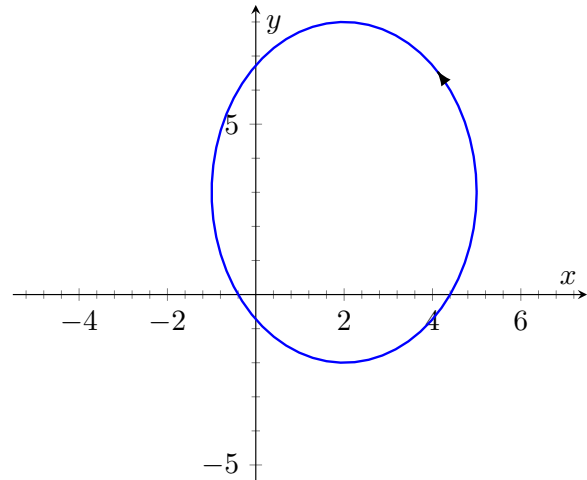
10.2.10.



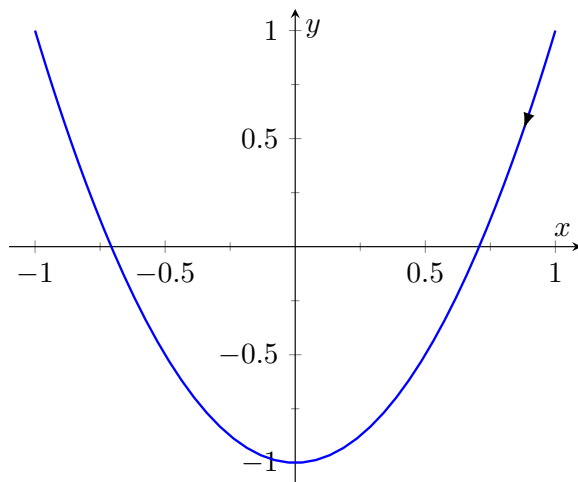
10.2.11.



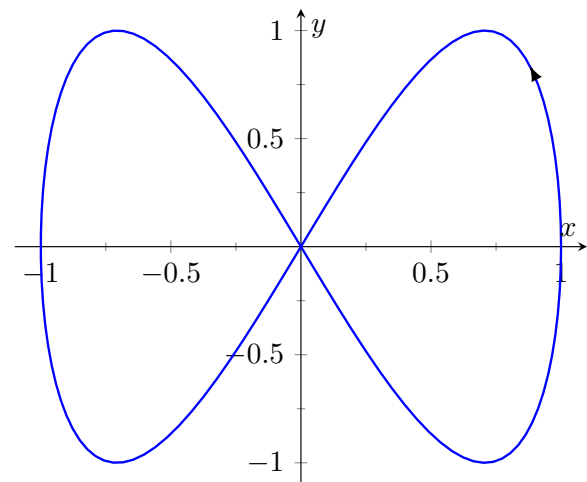
10.2.12.



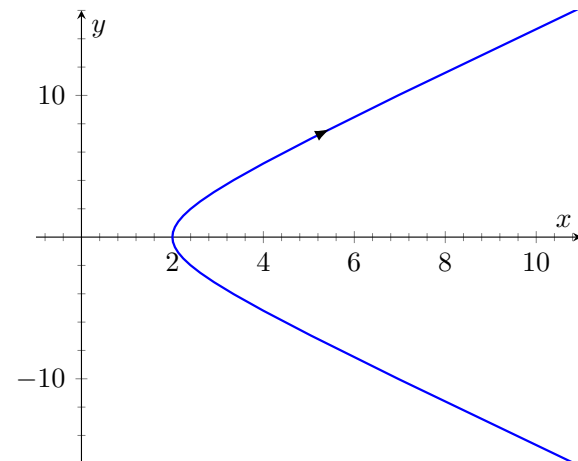
10.2.13.



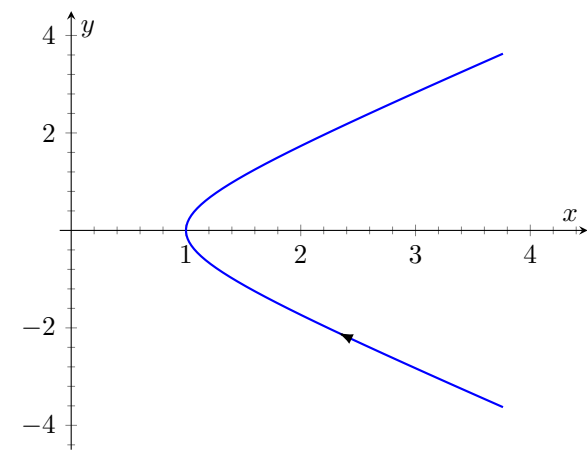
10.2.14.

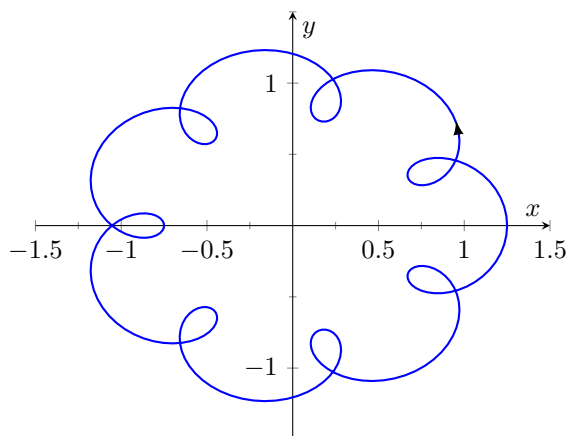
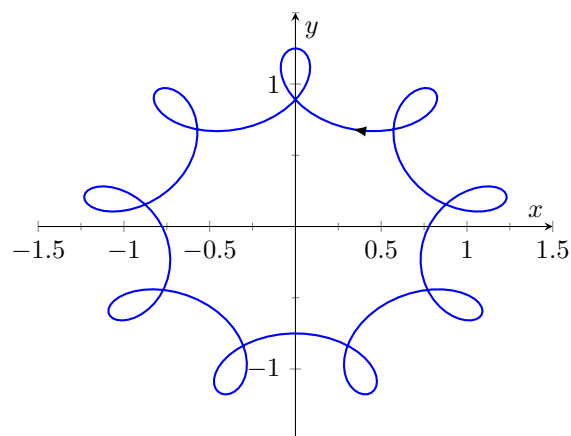


10.2.15.



10.2.16.



**10.2.17.****10.2.18.****10.2.19.**

- (a) Traces the parabola  $y = x^2$ , moves from left to right.
- (b) Traces the parabola  $y = x^2$ , but only from  $-1 \leq x \leq 1$ ; traces this portion back and forth infinitely.
- (c) Traces the parabola  $y = x^2$ , but only for  $0 < x$ . Moves left to right.
- (d) Traces the parabola  $y = x^2$ , moves from right to left.

**10.2.20.**

- (a) Traces a circle of radius 1 counterclockwise once.
- (b) Traces a circle of radius 1 counterclockwise over 6 times.
- (c) Traces a circle of radius 1 clockwise infinite times.
- (d) Traces an arc of a circle of radius 1, from an angle of  $-1$  radians to  $1$  radian, twice.

**10.2.21.**  $3x + 2y = 17$

**10.2.30.**  $x = 1 - 2y^2$

**10.2.35. (a).**  $\frac{t+11}{6}$

**(b).**  $\frac{t^2-97}{12}$

**(c).**  $(2, -8)$

**(d).**  $6x - 11$

**(e).**  $1$

**10.2.37. (a).**  $\cos^{-1}(t)$

**(b).**  $\sqrt{1-t^2}$

**(c).**  $(0, 0)$

**(d).**  $\cos(x)$

**(e).**  $1$

**10.2.39. (a).**  $-1, 1$

**(b).**  $(3, -2)$

**10.2.44. (a).**  $2$

**(b).**  $(-4, -8)$

**10.2.50.**  $2 \cos(t); -2 \sin(t)$

**10.2.52.**  $3 \cos(2\pi t) + 1; 3 \sin(2\pi t) + 1$

**10.2.25.**  $y - 2x = 3$

**10.2.36. (a).**  $\ln(t)$

**(b).**  $t$

**(c).**  $(0, 1)$

**(d).**  $e^x$

**(e).**  $1$

**10.2.46. (a).**  $0$

**(b).**  $(1, 0)$

**10.2.51.**  $3 \cos(2\pi t) + 1; 3 \sin(2\pi t) + 1$

## 10.3 • Calculus and Parametric Equations

### 10.3 • Exercises

#### Terms and Concepts

10.3.1. False

10.3.3. False

10.3.4. True

#### Problems

10.3.15. (a).  $-0.5$

(b).  $(0.75, -0.25)$

10.3.21. (a).  $0$

(b).  $0$

10.3.27. (a).  $-\frac{4}{(2t-1)^3}$

(b).  $(-\infty, 0.5]$

(c).  $[0.5, \infty)$

10.3.33.  $6\pi$

10.3.35.  $2\sqrt{34}$

10.3.18. (a).  $\frac{\pi}{4}, \frac{3\pi}{4}, \frac{5\pi}{4}, \frac{7\pi}{4}$

(b).  $\left(\frac{\sqrt{2}}{2}, 1\right), \left(-\frac{\sqrt{2}}{2}, -1\right), \left(-\frac{\sqrt{2}}{2}, 1\right), \left(\frac{\sqrt{2}}{2}, -1\right)$

10.3.22. (a).  $2$

(b).  $1$

10.3.30. (a).  $\frac{2(\sin(t)(-2)\sin(2t) - \cos(2t)\cos(t))}{\sin^3(t)}$

(b).  $\left[\frac{\pi}{2}, \pi\right], \left[\frac{3\pi}{2}, 2\pi\right]$

(c).  $\left[0, \frac{\pi}{2}\right], \left[\pi, \frac{3\pi}{2}\right]$

10.3.34. (a).  $\sqrt{101}\left(e^{\frac{\pi}{5}} - 1\right)$

(b).  $\sqrt{101}\left(e^{\frac{2\pi}{5}} - e^{\frac{\pi}{5}}\right)$

## 10.4 • Introduction to Polar Coordinates

### 10.4 • Exercises

#### Terms and Concepts

10.4.1. Answers will vary.

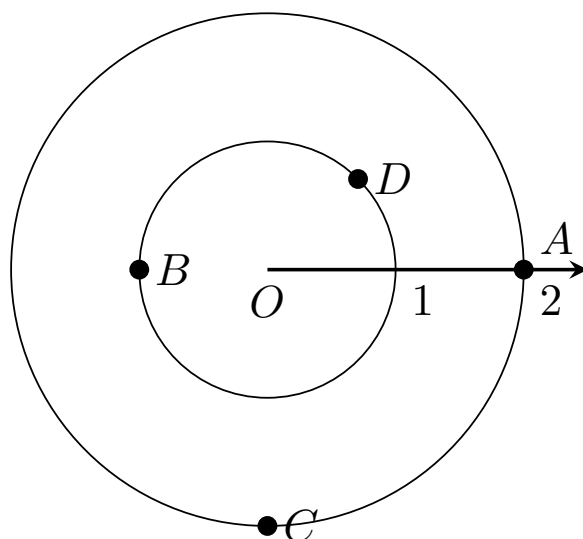
10.4.2. False

10.4.3. True

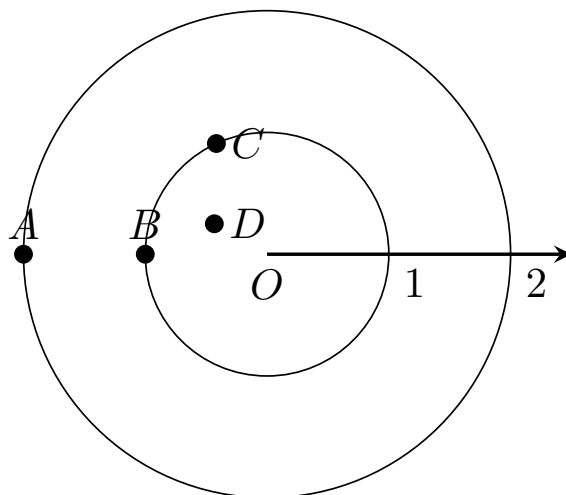
10.4.4. False

#### Problems

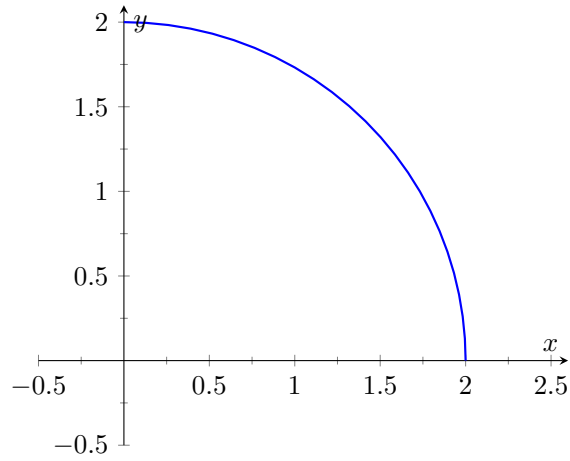
10.4.5.



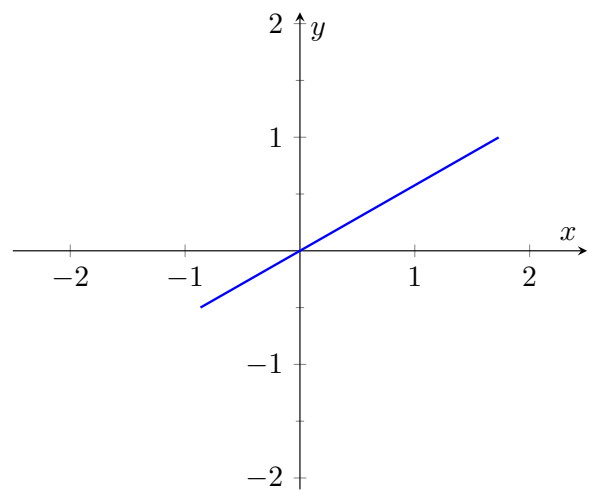
10.4.6.

10.4.7.  $A = P(2.5, \pi/4)$  and  $P(-2.5, 5\pi/4)$ ; $B = P(-1, 5\pi/6)$  and  $P(1, 11\pi/6)$ ; $C = P(3, 4\pi/3)$  and  $P(-3, \pi/3)$ ; $D = P(1.5, 2\pi/3)$  and  $P(-1.5, 5\pi/3)$ ;10.4.8. (a).  $(2, 0.523599), (-2, -2.61799)$ (b).  $(1, -1.0472), (-1, 2.0944)$ (c).  $(2, 2.35619), (-2, -0.785398)$ (d).  $(2.5, 3.14159), (2.5, -3.14159)$ 10.4.9. (a).  $(\sqrt{2}, \sqrt{2})$ (b).  $(\sqrt{2}, -\sqrt{2})$ (c).  $(\sqrt{5}, \tan^{-1}(\frac{-1}{2}))$ (d).  $(\sqrt{5}, \pi + \tan^{-1}(\frac{-1}{2}))$ 10.4.10. (a).  $(-3, 0)$ (b).  $(\frac{-1}{2}, \frac{\sqrt{3}}{2})$ (c).  $(4, \frac{\pi}{2})$ (d).  $(2, \frac{-\pi}{3})$

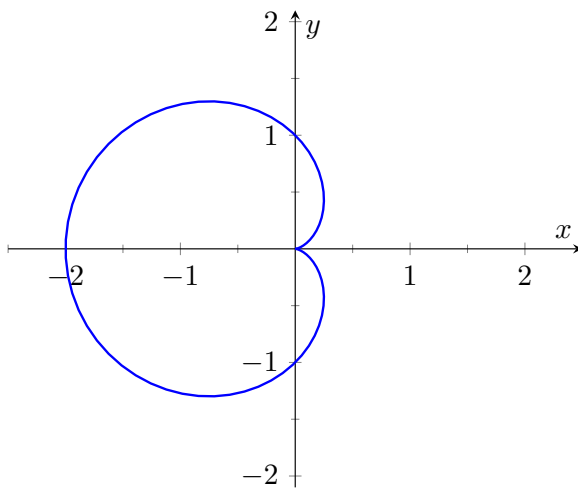
10.4.11.



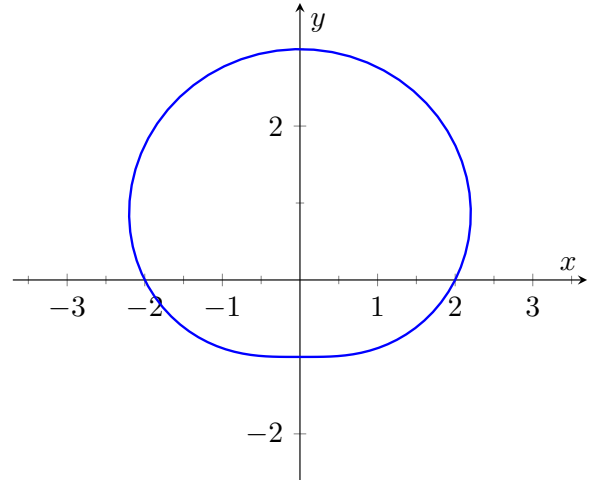
10.4.12.



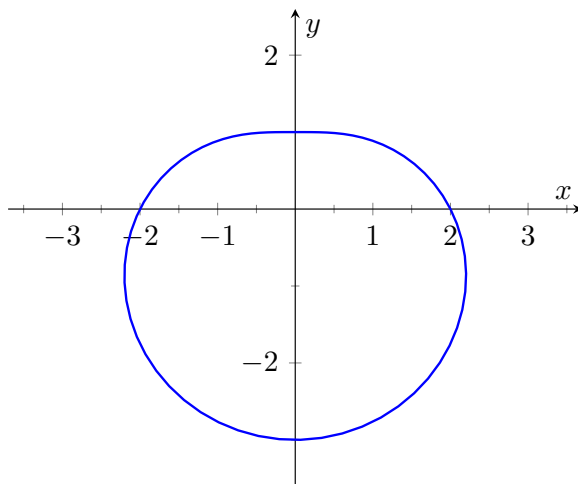
10.4.13.



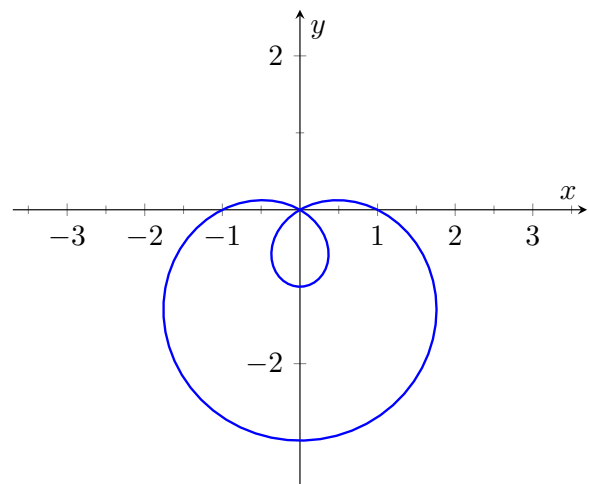
10.4.14.



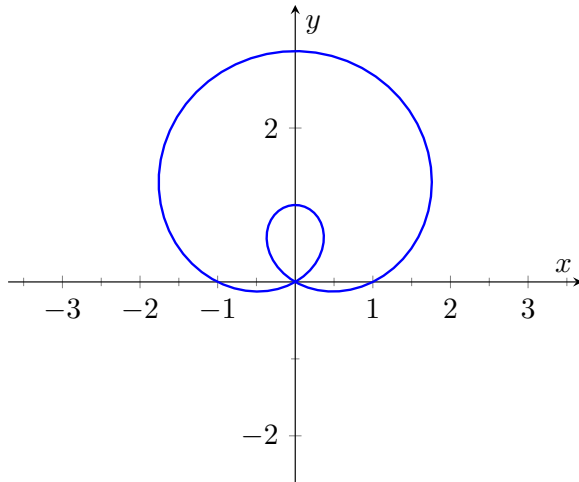
10.4.15.



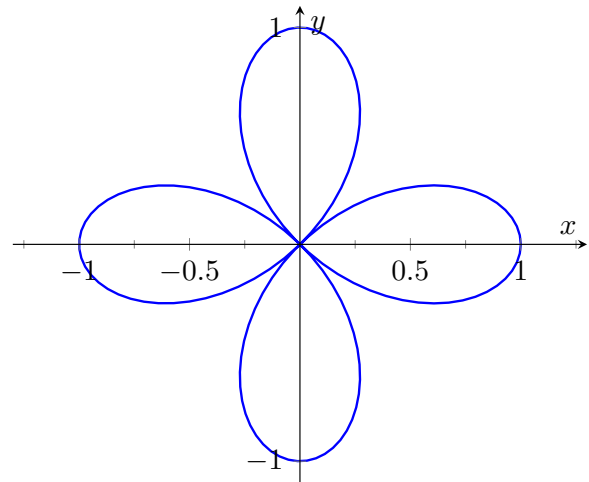
10.4.16.



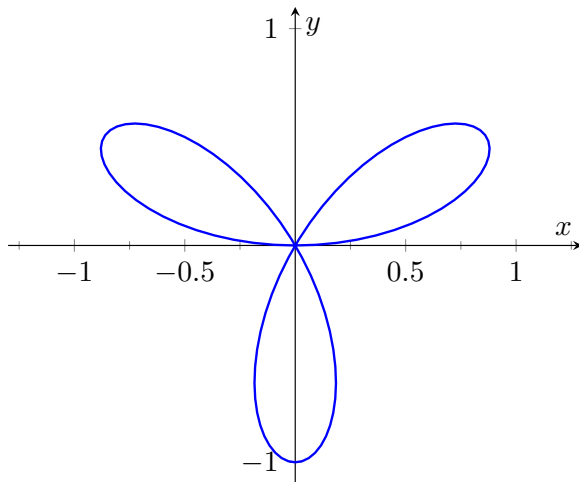
10.4.17.



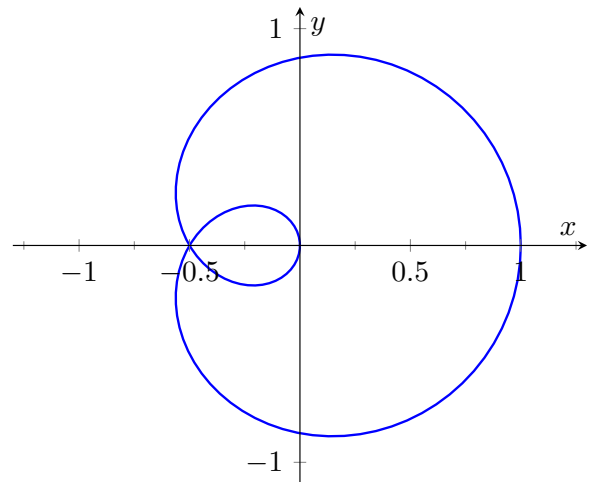
10.4.18.



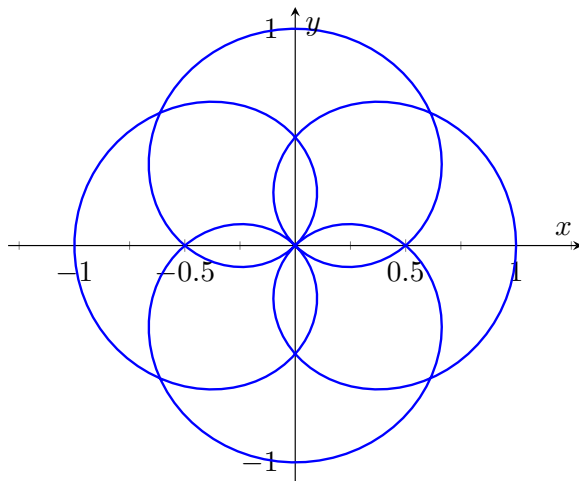
10.4.19.



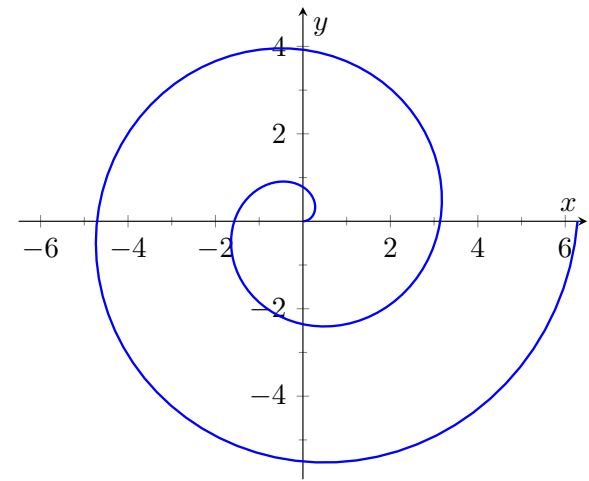
10.4.20.



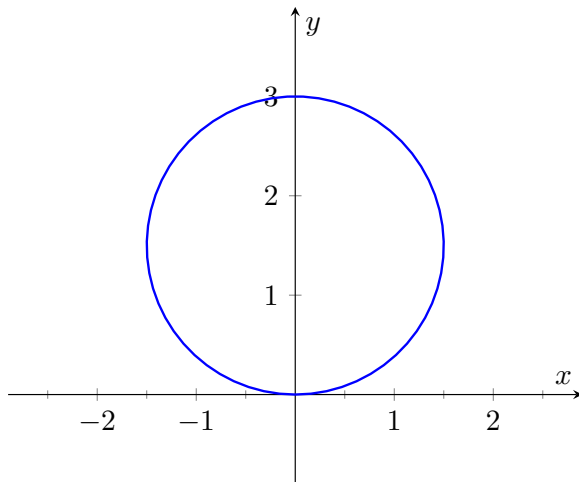
10.4.21.



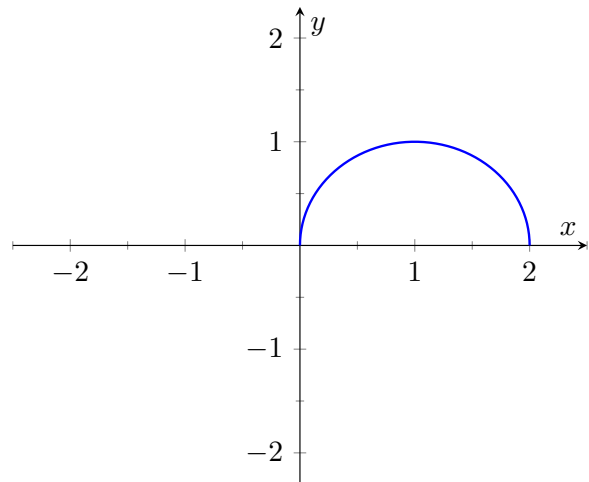
10.4.22.



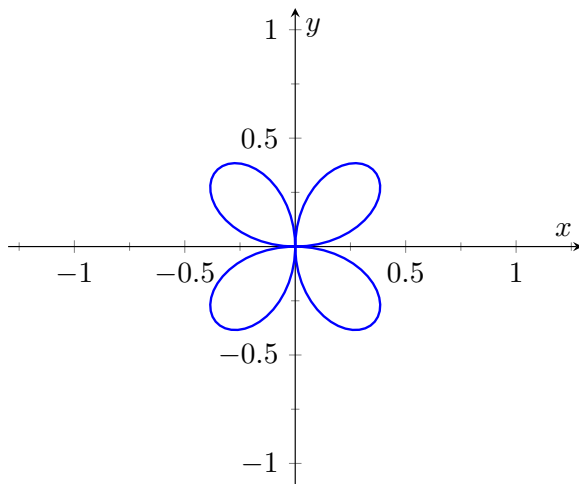
10.4.23.



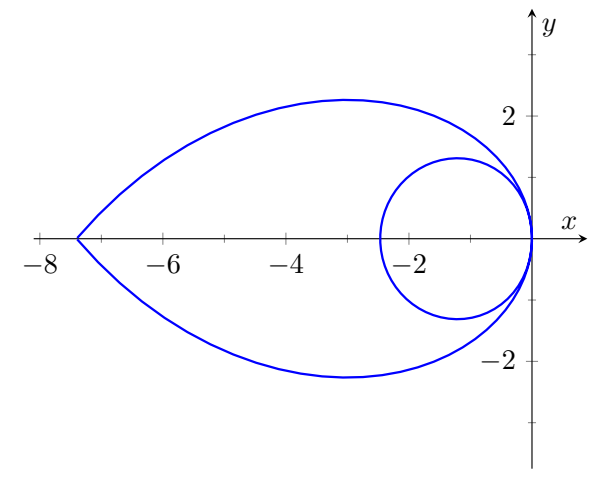
10.4.24.



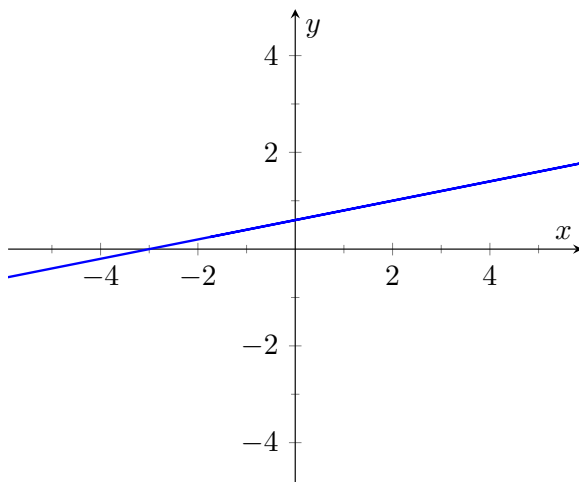
10.4.25.



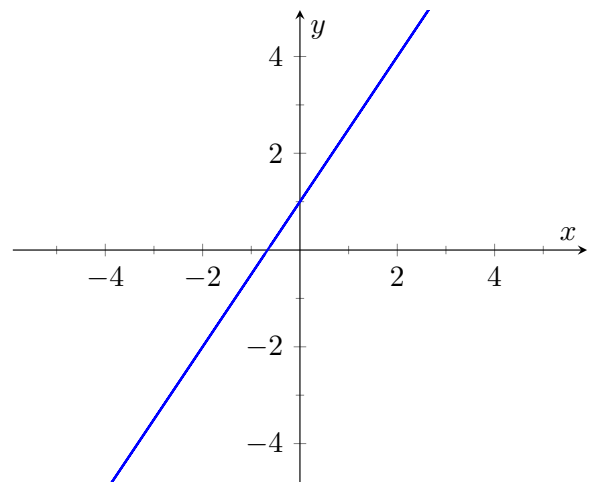
10.4.26.



10.4.27.

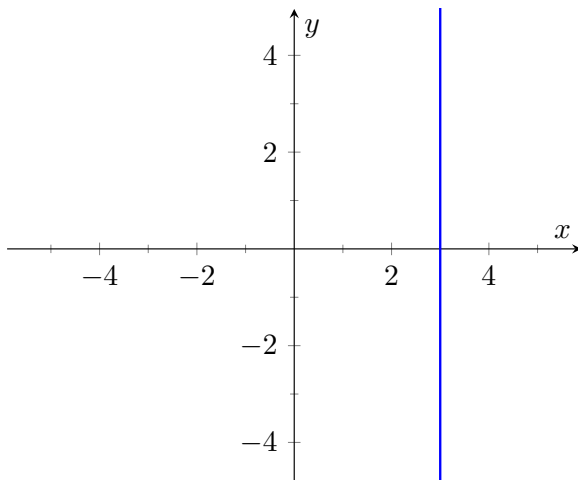


10.4.28.

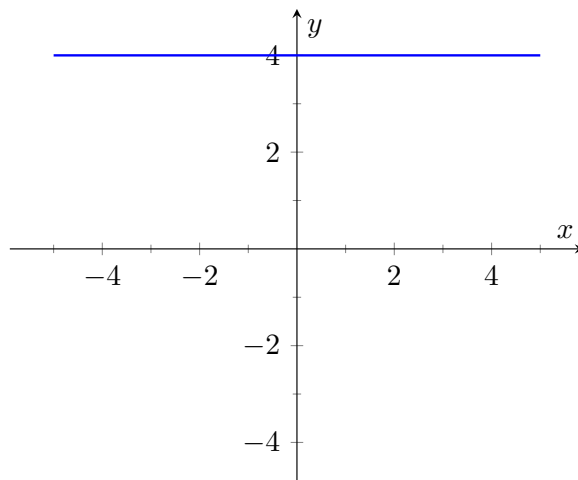




10.4.29.



10.4.30.



10.4.31.  $(x - 3)^2 + y^2 = 9$

10.4.33.  $(x - 0.5)^2 + (y - 0.5)^2 = 0.5$

10.4.35.  $x = 3$

10.4.38.  $y^4 + x^2 y^2 - x^2 = 0$

10.4.40.  $y = \frac{x}{1.73205}$

10.4.41.  $\theta = \frac{\pi}{4}$

10.4.43.  $r = 5 \sec(\theta)$

10.4.45.  $r = \frac{\cos(\theta)}{\sin^2(\theta)}$

10.4.49.  $P\left(\frac{\sqrt{3}}{2}, \frac{\pi}{6}\right), P\left(0, \frac{\pi}{2}\right), P\left(-\frac{\sqrt{3}}{2}, \frac{5\pi}{6}\right)$

10.4.54.  $P\left(\frac{3}{2}, \frac{\pi}{3}\right), P\left(\frac{3}{2}, \frac{\pi}{3}\right), P(0, \pi)$

10.4.32.  $x^2 + (y + 2)^2 = 4$

10.4.34.  $y = 0.4x + 1.4$

10.4.36.  $y = 4$

10.4.39.  $x^2 + y^2 = 4$

10.4.42.  $r = \frac{7}{\sin(\theta) - 4 \cos(\theta)}$

10.4.44.  $r = 5 \csc(\theta)$

10.4.47.  $r = \sqrt{7}$

10.4.51.  $P(0, 0), P\left(\sqrt{2}, \frac{\pi}{4}\right)$

## 10.5 • Calculus and Polar Functions

### 10.5 • Exercises

#### Problems

10.5.3. (a).  $-\cot(\theta)$

(b).  $y = -\left(x - \frac{\sqrt{2}}{2}\right) + \frac{\sqrt{2}}{2}$

(c).  $y = x$

10.5.7. (a).  $\frac{\theta \cos(\theta) + \sin(\theta)}{\cos(\theta) - \theta \sin(\theta)}$

(b).  $y = \frac{-2}{\pi}x + \frac{\pi}{2}$

(c).  $y = \frac{\pi}{2}x + \frac{\pi}{2}$

10.5.9. (a).  $\frac{4 \sin(\theta) \cos(4\theta) + \sin(4\theta) \cos(\theta)}{4 \cos(\theta) \cos(4\theta) - \sin(\theta) \sin(4\theta)}$

(b).  $y = 5\sqrt{3}\left(x + \frac{\sqrt{3}}{4}\right) - \frac{3}{4}$

(c).  $y = \frac{-1}{5\sqrt{3}}\left(x + \frac{\sqrt{3}}{4}\right) - \frac{3}{4}$

10.5.4. (a).  $0.5(\tan(\theta) - \cot(\theta))$

(b).  $y = \frac{1}{2}$

(c).  $x = \frac{1}{2}$

10.5.8. (a).  $\frac{\cos(\theta) \cos(3\theta) - 3 \sin(\theta) \sin(3\theta)}{-\cos(3\theta) \sin(\theta) - 3 \cos(\theta) \sin(3\theta)}$

(b).  $y = \frac{x}{\sqrt{3}}$

(c).  $y = -\sqrt{3}x$

**10.5.14. (a).**  $\frac{\pi}{3}, \pi, \frac{5\pi}{3}$

**(b).**  $0, \frac{2\pi}{3}, \frac{4\pi}{3}$

**10.5.19.**  $\frac{\pi}{12}$

**10.5.21.**  $\frac{3\pi}{2}$

**10.5.24.**  $\pi + 3 \cdot 1.73205$

**10.5.26.**  $\frac{1}{32}(4\pi - 3 \cdot 1.73205)$

**10.5.29.**  $4\pi$

**10.5.31.**  $\sqrt{2}\pi$

**10.5.33.** 2.2592 or 2.22748

**10.5.40.**  $SA = 9\pi$

**10.5.20.**  $\text{area} = \pi/(4n)$

**10.5.23.**  $2\pi + \frac{3 \cdot 1.73205}{2}$

**10.5.25.** 1

**10.5.30.**  $4\pi$

**10.5.32.** 8

## 11 • Introduction to Functions of Several Variables

### 11.2 • Limits and Continuity of Multivariable Functions

#### 11.2 • Exercises

##### Problems

**11.2.7.**

(a) Answers will vary. interior point:  $(1, 3)$   
boundary point:  $(3, 3)$

(b)  $S$  is a closed set

(c)  $S$  is bounded

**11.2.11.**

(a)  $D = \{(x, y) \mid 9 - x^2 - y^2 \geq 0\}$ .

(b)  $D$  is a closed set.

(c)  $D$  is bounded.

**11.2.13.**

(a)  $D = \{(x, y) \mid y > x^2\}$ .

(b)  $D$  is an open set.

(c)  $D$  is unbounded.

**11.2.8.**

(a) Answers will vary. Interior point:  $(1, 0)$  (any point with  $y \neq x^2$  will do). Boundary point:  $(1, 1)$  (any point with  $y = x^2$  will do).

(b)  $S$  is an open set.

(c)  $S$  is unbounded.

**11.2.12.**

(a)  $D = \{(x, y) \mid y \geq x^2\}$ .

(b)  $D$  is a closed set.

(c)  $D$  is unbounded.

**11.2.14.**

(a)  $D = \{(x, y) \mid (x, y) \neq (0, 0)\}$ .

(b)  $D$  is an open set.

(c)  $D$  is unbounded.

### 11.3 • Partial Derivatives

#### 11.3 • Exercises

##### Terms and Concepts

**11.3.3.**  $f_x$

**11.3.4.**  $f_y$

## Problems

11.3.6. (a). 0

(b). 0

11.3.10. (a).  $3x^2 + 6xy + 3y^2$

(b).  $3x^2 + 6xy + 3y^2$

(c).  $6x + 6y$

(d).  $6x + 6y$

(e).  $6x + 6y$

(f).  $6x + 6y$

11.3.14. (a).  $e^{x+2y}$

(b).  $2e^{x+2y}$

(c).  $e^{x+2y}$

(d).  $2e^{x+2y}$

(e).  $2e^{x+2y}$

(f).  $4e^{x+2y}$

11.3.18. (a).  $10x \cos(5x^2 + 2y^3)$

(b).  $6y^2 \cos(5x^2 + 2y^3)$

(c).  $10 \cos(5x^2 + 2y^3) - 100x^2 \sin(5x^2 + 2y^3)$

(d).  $-60xy^2 \sin(5x^2 + 2y^3)$

(e).  $-60xy^2 \sin(5x^2 + 2y^3)$

(f).  $12y \cos(5x^2 + 2y^3) - 36y^4 \sin(5x^2 + 2y^3)$

11.3.22. (a). 5

(b). -17

(c). 0

(d). 0

(e). 0

(f). 0

11.3.26. (a).  $5e^x \sin(y)$

(b).  $5e^x \cos(y)$

(c).  $5e^x \sin(y)$

(d).  $5e^x \cos(y)$

(e).  $5e^x \cos(y)$

(f).  $-5e^x \sin(y)$

11.3.28.  $\frac{1}{2}x^2 + xy + \frac{1}{2}y^2$

11.3.8. (a).  $-\frac{1}{2}$

(b).  $-\frac{1}{3}$

11.3.12. (a).  $\frac{-4}{x^2y}$

(b).  $\frac{-4}{xy^2}$

(c).  $\frac{8}{x^3y}$

(d).  $\frac{4}{x^2y^2}$

(e).  $\frac{4}{x^2y^2}$

(f).  $\frac{8}{xy^3}$

11.3.16. (a).  $3(x+y)^2$

(b).  $3(x+y)^2$

(c).  $6(x+y)$

(d).  $6(x+y)$

(e).  $6(x+y)$

(f).  $6(x+y)$

11.3.19. (a).  $\frac{2y^2}{\sqrt{4xy^2+1}}$

(b).  $\frac{4xy}{\sqrt{4xy^2+1}}$

(c).  $\frac{-4y^4}{(\sqrt{4xy^2+1})^3}$

(d).  $\frac{-8xy^3}{(\sqrt{4xy^2+1})^3} + \frac{4y}{\sqrt{4xy^2+1}}$

(e).  $\frac{-8xy^3}{(\sqrt{4xy^2+1})^3} + \frac{4y}{\sqrt{4xy^2+1}}$

(f).  $\frac{-16x^2y^2}{(\sqrt{4xy^2+1})^3} + \frac{4x}{\sqrt{4xy^2+1}}$

11.3.24. (a).  $\frac{2x}{x^2+y}$

(b).  $\frac{1}{x^2+y}$

(c).  $\frac{-4x^2}{(x^2+y)^2} + \frac{2}{x^2+y}$

(d).  $\frac{-2x}{(x^2+y)^2}$

(e).  $\frac{-2x}{(x^2+y)^2}$

(f).  $\frac{-1}{(x^2+y)^2}$

11.3.30.  $\ln(x^2 + y^2)$

**11.3.32. (a).**  $3x^2y^2 + 3x^2z$

**(b).**  $2x^3y + 2yz$

**(c).**  $x^3 + y^2$

**(d).**  $2y$

**(e).**  $2y$

**11.3.34. (a).**  $\frac{1}{x}$

**(b).**  $\frac{1}{y}$

**(c).**  $\frac{1}{z}$

**(d).**  $0$

**(e).**  $0$

**III • Math 2575: Accelerated Calculus III**  
**12 • Vectors**  
**12.1 • Introduction to Cartesian Coordinates in Space**  
**12.1 • Exercises**

**Terms and Concepts**

**12.1.2. (a).** line

**(b).** plane

**Problems**

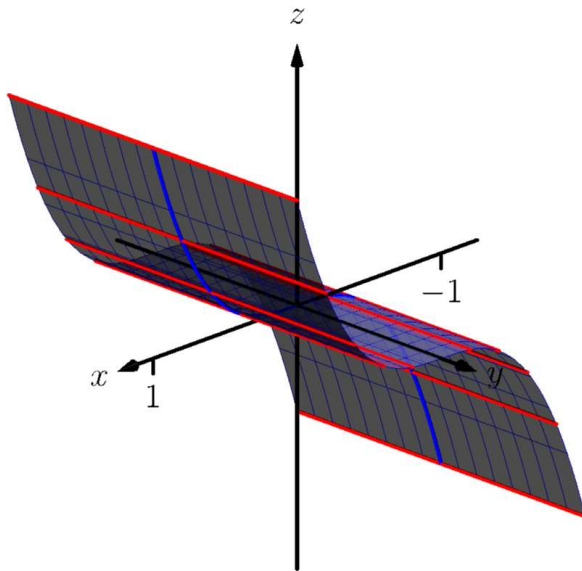
**12.1.9. (a).**  $(4, -1, 0)$

**(b).** 3

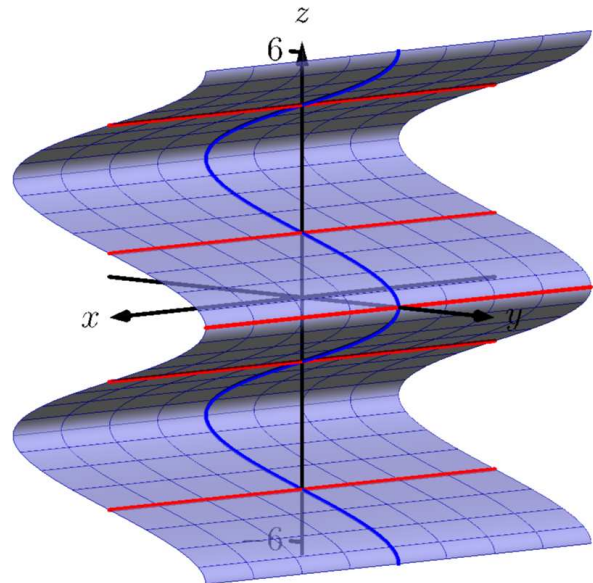
**12.1.10. (a).**  $(-2, 1, 2)$

**(b).**  $\sqrt{5}$

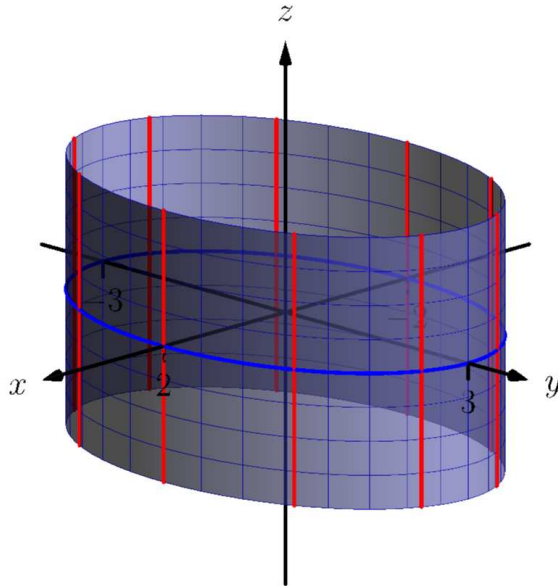
**12.1.15.**



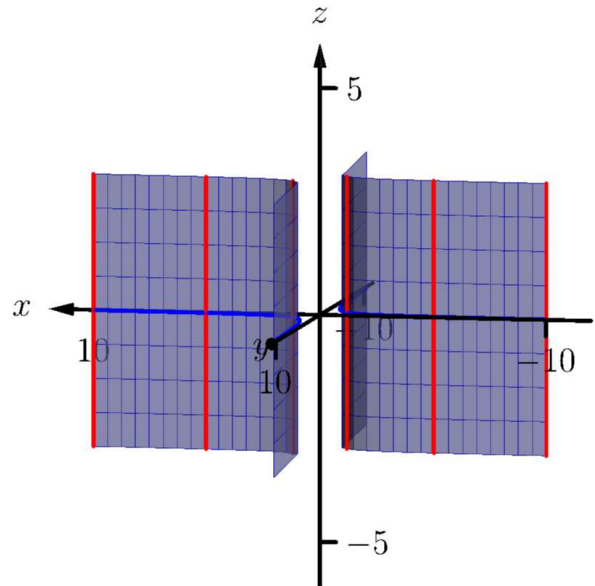
**12.1.16.**



12.1.17.



12.1.18.



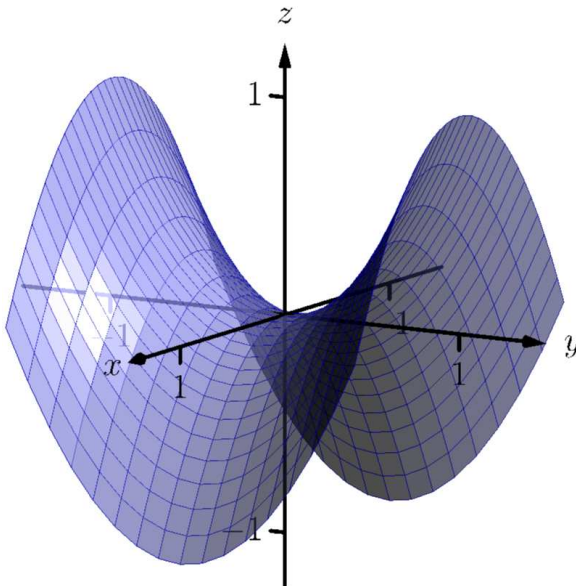
12.1.19.  $x^2 + z^2 = \left(\frac{1}{1+y^2}\right)^2$

12.1.21.  $x^2 + y^2 = z$

12.1.23. (a)  $x = y^2 + \frac{z^2}{9}$

12.1.25. (b)  $x^2 + \frac{y^2}{9} + \frac{z^2}{4} = 1$

12.1.27.



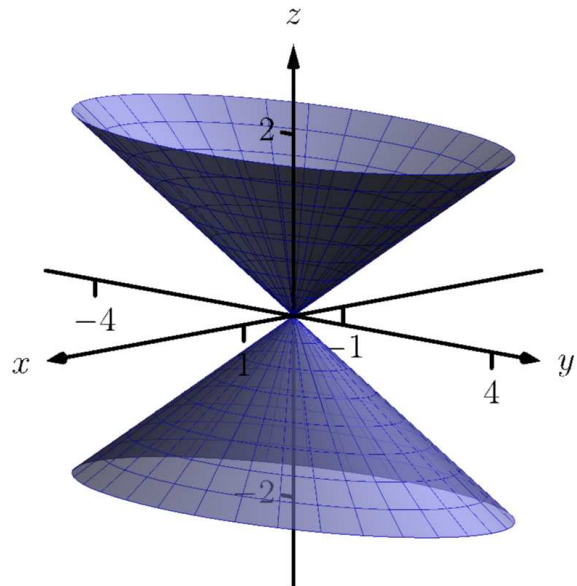
12.1.20.  $y^2 + z^2 = x^4$

12.1.22.  $x^2 + y^2 = \frac{1}{z^2}$

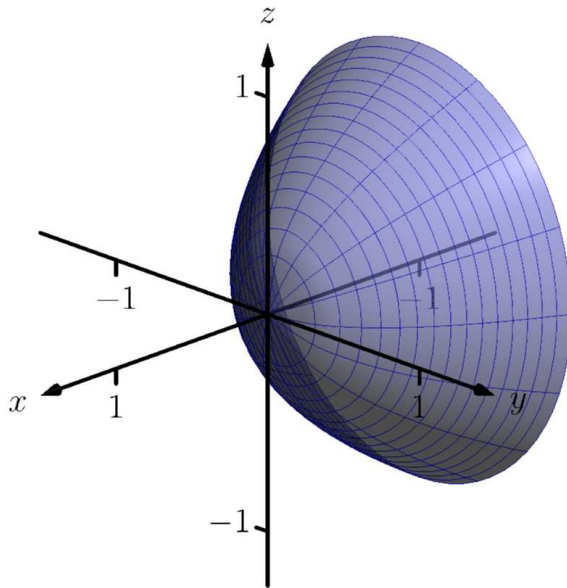
12.1.24. (b)  $x^2 - y^2 + z^2 = 0$

12.1.26. (a)  $y^2 - x^2 - z^2 = 1$

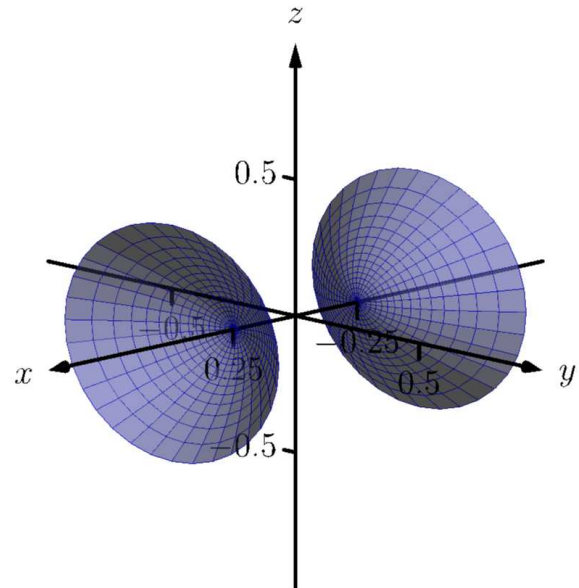
12.1.28.



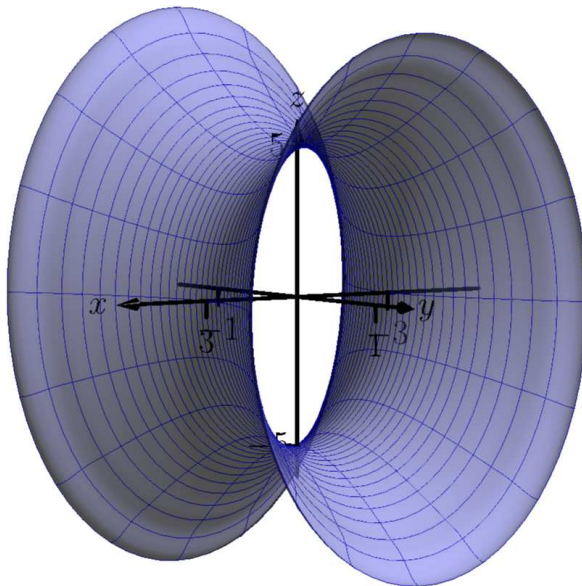
12.1.29.



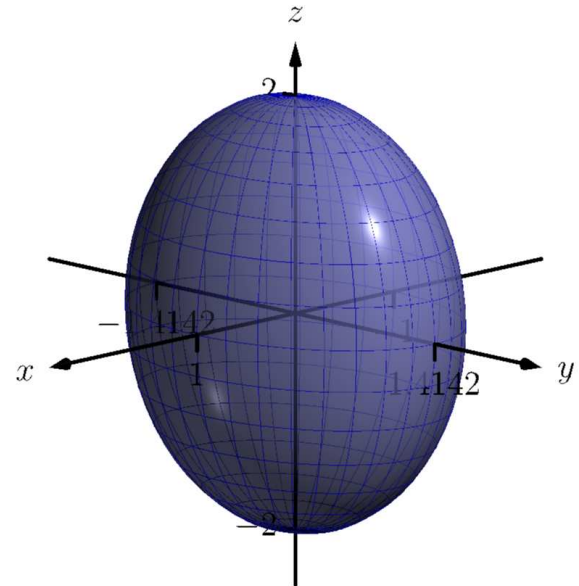
12.1.30.



12.1.31.



12.1.32.



## 12.2 • An Introduction to Vectors

### 12.2 • Exercises

#### Terms and Concepts

12.2.4. Direction

## Problems

12.2.7.

(a)  $\langle 1, 6 \rangle$

(b)  $i + 6j$

12.2.9.

(a)  $\langle 6, -1, 6 \rangle$

(b)  $6i - j + 6k$

12.2.8.

(a)  $\langle 4, -4 \rangle$

(b)  $4i - 4j$

12.2.10.

(a)  $\langle 2, 2, 0 \rangle$

(b)  $2i + 2j$

12.2.11.

(a)  $\vec{u} + \vec{v} = \langle 2, -1 \rangle; \vec{u} - \vec{v} = \langle 0, -3 \rangle; 2\vec{u} - 3\vec{v} = \langle -1, -7 \rangle.$

(c)  $\vec{x} = \langle 1/2, 2 \rangle.$

12.2.12.

(a)  $\vec{u} + \vec{v} = \langle 3, 2, 1 \rangle; \vec{u} - \vec{v} = \langle -1, 0, -3 \rangle; \pi\vec{u} - \sqrt{2}\vec{v} = \langle \pi - 2\sqrt{2}, \pi - \sqrt{2}, -\pi - 2\sqrt{2} \rangle.$

(c)  $\vec{x} = \langle -1, 0, -3 \rangle.$

12.2.17. (a).  $\sqrt{5}$

(b).  $\sqrt{13}$

(c).  $\sqrt{26}$

(d).  $\sqrt{10}$

12.2.19. (a).  $\sqrt{5}$

(b).  $3\sqrt{5}$

(c).  $2\sqrt{5}$

(d).  $4\sqrt{5}$

12.2.22.  $\left\langle \frac{3}{\sqrt{58}}, \frac{7}{\sqrt{58}} \right\rangle$

12.2.24.  $\left\langle \frac{1}{3}, \frac{-2}{3}, \frac{2}{3} \right\rangle$

12.2.26.  $\left\langle \cos\left(\frac{50\pi}{180}\right), \sin\left(\frac{50\pi}{180}\right) \right\rangle$

12.2.27.  $\left\langle \frac{-1}{2}, \frac{\sqrt{3}}{2} \right\rangle$

12.2.18. (a).  $\sqrt{17}$

(b).  $\sqrt{3}$

(c).  $\sqrt{14}$

(d).  $\sqrt{26}$

12.2.20. (a). 7

(b). 35

(c). 42

(d). 28

12.2.23.  $\langle 0.6, 0.8 \rangle$

12.2.25.  $\left\langle \frac{1}{\sqrt{3}}, \frac{-1}{\sqrt{3}}, \frac{1}{\sqrt{3}} \right\rangle$

## 12.3 • The Dot Product

## 12.3 • Exercises

## Terms and Concepts

12.3.1. Scalar

## Problems

12.3.5. -22

12.3.7. 3

12.3.9. not defined

12.3.6. 33

12.3.8. 0

12.3.10. 0



**12.3.11.** Answers will vary.

**12.3.12.** Answers will vary.

**12.3.13.**  $\cos^{-1}\left(\frac{3}{\sqrt{10}}\right)$

**12.3.15.**  $\frac{\pi}{4}$

**12.3.17. (a).**  $\langle -7, 4 \rangle$

**(b).**  $\langle 4, 7 \rangle$

**12.3.19. (a).**  $\langle 1, 0, -1 \rangle$

**(b).**  $\langle 1, 1, 1 \rangle$

**12.3.21.**  $\left\langle \frac{-5}{10}, \frac{15}{10} \right\rangle$

**12.3.23.**  $\left\langle \frac{-1}{2}, \frac{-1}{2} \right\rangle$

**12.3.25.**  $\left\langle \frac{14}{14}, \frac{28}{14}, \frac{42}{14} \right\rangle$

**12.3.27. (a).**  $\left\langle \frac{-5}{10}, \frac{15}{10} \right\rangle$

**(b).**  $\left\langle \frac{15}{10}, \frac{5}{10} \right\rangle$

**12.3.29. (a).**  $\left\langle \frac{-1}{2}, \frac{-1}{2} \right\rangle$

**(b).**  $\left\langle \frac{-5}{2}, \frac{5}{2} \right\rangle$

**12.3.31. (a).**  $\left\langle \frac{14}{14}, \frac{28}{14}, \frac{42}{14} \right\rangle$

**(b).**  $\left\langle \frac{0}{14}, \frac{42}{14}, \frac{-28}{14} \right\rangle$

**12.3.33.** 1.96lb

**12.3.34.** 5lb

**12.3.35.** 141.42ft-lb

**12.3.36.** 196.96ft-lb

**12.3.37.** 500ft-lb

**12.3.39.** 500ft-lb

**12.3.14.**  $\cos^{-1}\left(\frac{-1}{\sqrt{170}}\right)$

**12.3.16.**  $\frac{\pi}{2}$

**12.3.18. (a).**  $\langle 5, 3 \rangle$

**(b).**  $\langle -3, 5 \rangle$

**12.3.20. (a).**  $\langle 2, 1, 0 \rangle$

**(b).**  $\langle 1, -2, 3 \rangle$

**12.3.22.**  $\left\langle \frac{20}{10}, \frac{60}{10} \right\rangle$

**12.3.24.**  $\left\langle \frac{0}{13}, \frac{0}{13} \right\rangle$

**12.3.26.**  $\left\langle \frac{12}{9}, \frac{12}{9}, \frac{6}{9} \right\rangle$

**12.3.28. (a).**  $\left\langle \frac{20}{10}, \frac{60}{10} \right\rangle$

**(b).**  $\left\langle \frac{30}{10}, \frac{-10}{10} \right\rangle$

**12.3.30. (a).**  $\left\langle \frac{0}{13}, \frac{0}{13} \right\rangle$

**(b).**  $\left\langle \frac{-39}{13}, \frac{26}{13} \right\rangle$

**12.3.32. (a).**  $\left\langle \frac{12}{9}, \frac{12}{9}, \frac{6}{9} \right\rangle$

**(b).**  $\left\langle \frac{15}{9}, \frac{-21}{9}, \frac{12}{9} \right\rangle$

## 12.4 • The Cross Product

### 12.4 • Exercises

#### Terms and Concepts

**12.4.1.** vector

**12.4.2.** right hand rule

**12.4.3.** “Perpendicular” is one answer.

**12.4.4.** True

**12.4.5.** Torque

**12.4.6.** T

#### Problems

**12.4.7.**  $\langle 12, -15, 3 \rangle$

**12.4.9.**  $\langle -5, -31, 27 \rangle$

**12.4.11.**  $\langle 0, -2, 0 \rangle$

**12.4.8.**  $\langle 11, 1, -17 \rangle$

**12.4.10.**  $\langle 47, -36, -44 \rangle$

**12.4.12.**  $\langle 0, 0, 0 \rangle$

12.4.13.  $\vec{u} \times \vec{v} = \langle 0, 0, ad - bc \rangle$

12.4.15.  $-j$

12.4.17. Answers will vary.

12.4.18. Answers will vary.

12.4.19. 5

12.4.21. 0

12.4.23.  $\sqrt{14}$

12.4.25. 3

12.4.27.  $\frac{5\sqrt{2}}{2}$

12.4.29. 1

12.4.31. 7

12.4.33. 2

12.4.35.  $\langle 0.408248, 0.408248, -0.816497 \rangle$  or  $\langle -0.408248, -0.408248, 0.816497 \rangle$

12.4.36.  $\langle -0.436436, 0.218218, 0.872872 \rangle$  or  $\langle 0.436436, -0.218218, -0.872872 \rangle$

12.4.37.  $\langle 0, 1, 0 \rangle$  or  $\langle 0, -1, 0 \rangle$

12.4.14.  $k$

12.4.16.  $i$

12.4.20. 21

12.4.22. 5

12.4.24.  $\sqrt{230}$

12.4.26. 6

12.4.28.  $3\sqrt{30}$

12.4.30.  $\frac{5}{2}$

12.4.32.  $4\sqrt{14}$

12.4.34. 15

12.4.38.  $\left\langle \frac{2}{\sqrt{5}}, \frac{1}{\sqrt{5}}, 0 \right\rangle$

12.4.39. 87.5ft-lb

12.4.40.  $43.75\sqrt{3} \approx 75.78\text{ft-lb}$

12.4.41.  $200/3 \approx 66.67\text{ft-lb}$

12.4.42. 11.58ft-lb

## 12.5 • Lines

## 12.5 • Exercises

### Terms and Concepts

12.5.1. A point on the line and the direction of the line.

12.5.2. parallel

12.5.3. parallel, skew

12.5.4. Answers will vary

### Problems

12.5.6. (a).  $(6, 1, 7) + t\langle -3, 2, 5 \rangle$

(b).  $x = 6 - 3t, y = 1 + 2t, z = 7 + 5t$

(c).  $\frac{x-6}{-3} = \frac{y-1}{2} = \frac{z-7}{5}$

12.5.10. (a).  $(5, 1, 9) + t\langle 0, -1, 0 \rangle$

(b).  $x = 5, y = 1 - t, z = 9$

(c). DNE

12.5.8. (a).  $(1, -2, 3) + t\langle 4, 7, 2 \rangle$

(b).  $x = 1 + 4t, y = -2 + 7t, z = 3 + 2t$

(c).  $\frac{x-1}{4} = \frac{y+2}{7} = \frac{z-3}{2}$

12.5.11. (a).  $(7, 2, -1) + t\langle 1, -1, 2 \rangle$

(b).  $x = 7 + t, y = 2 - t, z = -1 + 2t$

(c).  $x - 7 = 2 - y = \frac{z+1}{2}$

- 12.5.12. (a).**  $(2, 2, 3) + t\langle 5, -1, -3 \rangle$   
**(b).**  $x = 2 + 5t, y = 2 - t, z = 3 - 3t$   
**(c).**  $\frac{x-2}{5} = -(y-2) = \frac{-(z-3)}{3}$

**12.5.15.** parallel

**12.5.18.** same

**12.5.20.** parallel

**12.5.23.**  $\sqrt{41}/3$

**12.5.25.**  $5\sqrt{2}/2$

**12.5.27.**  $3/\sqrt{2}$

**12.5.14. (a).**  $(-2, 5) + t\langle 0, 1 \rangle$

**(b).**  $x = -2, y = 5 + t$

**(c).** DNE

**12.5.16.**  $(12, 3, 7)$

**12.5.19.** skew

**12.5.22.** skew

**12.5.24.**  $3\sqrt{2}$

**12.5.26.** 5

**12.5.28.** 2

## 12.6 • Planes

### 12.6 • Exercises

#### Terms and Concepts

**12.6.1.** A point in the plane and a normal vector (i.e., a direction orthogonal to the plane).

**12.6.2.** A normal vector is orthogonal to the plane.

#### Problems

**12.6.3.** Answers will vary.

**12.6.5.** Answers will vary.

**12.6.8. (a).**  $2(y - 3) + 4(z - 5) = 0$

**(b).**  $2y + 4z = 26$

**12.6.12. (a).**  $3(x - 5) + 3(z - 3) = 0$

**(b).**  $3x + 3z = 24$

**12.6.16. (a).**  $4(x - 5) - 2(y - 7) - 2(z - 3) = 0$

**(b).**  $4x - 2y - 2z = 0$

**12.6.18. (a).**  $4(x - 4) + y - 1 + z - 1 = 0$

**(b).**  $4x + y + z = 18$

**12.6.20. (a).**  $x - 1 = 0$

**(b).**  $x = 1$

**12.6.22.**  $(1, 3, 3.5) + t\langle 20, 2, -26 \rangle$

**12.6.24.**  $(3, 1, 1)$

**12.6.27.**  $\sqrt{5/7}$

**12.6.29.**  $1/\sqrt{3}$

**12.6.4.**  $(-2, 9, 0), (2, 9, 3)$

**12.6.6.**  $(0, -2, 6), (1, -2, 6)$

**12.6.10. (a).**  $-5(x - 5) + 3(y - 3) + 2(z - 8) = 0$

**(b).**  $-5x + 3y + 2z = 0$

**12.6.14. (a).**  $2(x - 1) + y - 1 - 3(z - 1) = 0$

**(b).**  $2x + y - 3z = 0$

**12.6.17. (a).**  $x - 5 + y - 7 + z - 3 = 0$

**(b).**  $x + y + z = 15$

**12.6.19. (a).**  $3(x + 4) + 8(y - 7) - 10(z - 2) = 0$

**(b).**  $3x + 8y - 10z = 24$

**12.6.26.** the entire line

**12.6.28.**  $\frac{8}{\sqrt{21}}$

**12.6.30.** 3

## 13 • Vector Valued Functions

### 13.1 • Vector-Valued Functions

#### 13.1 • Exercises

## Terms and Concepts

13.1.1. parametric equations

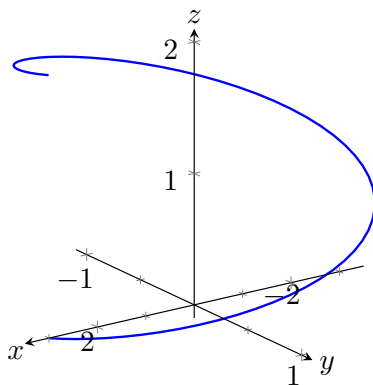
13.1.2. vectors

13.1.3. displacement

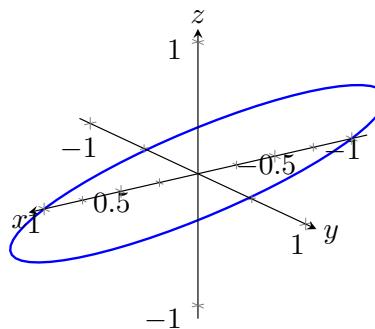
13.1.4. displacement

## Problems

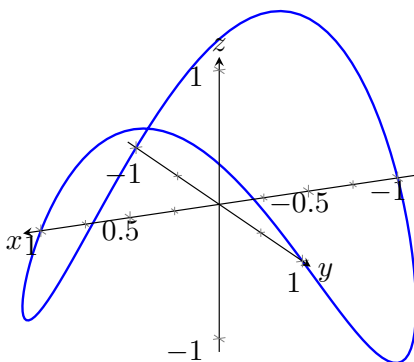
13.1.14.



13.1.15.



13.1.16.

13.1.17.  $|t| \sqrt{1+t^2}$ 13.1.21.  $\langle 2 \cos(t) + 1, 2 \sin(t) + 2 \rangle$ 

13.1.27. Specific forms may vary, though most direct solutions are

$$\vec{r}(t) = \langle 1, 2, 3 \rangle + t \langle 3, 3, 3 \rangle \text{ and}$$

$$\vec{r}(t) = \langle 3t + 1, 3t + 2, 3t + 3 \rangle.$$

13.1.29.  $\langle 2 \cos(t), 2 \sin(t), 2t \rangle$ 13.1.19.  $\sqrt{4+t^2}$ 13.1.25.  $\langle t + 2, 5t + 3 \rangle$ 

13.1.28. Specific forms may vary, though most direct solutions are

$$\vec{r}(t) = \langle 1, 2 \rangle + t \langle 3, 2 \rangle \text{ and}$$

$$\vec{r}(t) = \langle 3t + 1, 2t + 2 \rangle.$$

13.1.31.  $\langle 1, 0 \rangle$

13.1.33.  $\langle 0, 0, 1 \rangle$

## 13.2 • Calculus and Vector-Valued Functions

### 13.2 • Exercises

#### Terms and Concepts

13.2.1. component

13.2.2. displacement

13.2.4. A scalar-vector product, a dot product and a cross product.

#### Problems

13.2.5.  $\langle 11, 74, \sin(5) \rangle$

13.2.6.  $\langle e^3, 0 \rangle$

13.2.7.  $\langle 1, e \rangle$

13.2.8.  $\langle 2t, 1, 0 \rangle$

13.2.9.  $(-\infty, 0) \cup (0, \infty)$

13.2.10.  $(0, \infty)$

13.2.11.  $\langle -\sin(t), e^t, \frac{1}{t} \rangle$

13.2.12.  $\vec{r}'(t) = \langle -1/t^2, 5/(3t+1)^2, \sec^2(t) \rangle$

13.2.13.  $\langle 2t \sin(t) + t^2 \cos(t), 6t^2 + 10t \rangle$

13.2.14.  $(t^2 + 1) \cos(t) + 2t \sin(t) + 4t + 3$

13.2.15.  $\langle -1, \cos(t) - 2t, 6t^2 + 10t + 2 + \cos(t) - \sin(t) - t \cos(t) \rangle$

13.2.16.  $\vec{r}'(t) = \langle \sinh t, \cosh t \rangle$

13.2.21.  $\langle 2 + 3t, t \rangle$

13.2.22.  $\left( \frac{3\sqrt{2}}{2}, \frac{\sqrt{2}}{2} \right) + t \left( \frac{-3\sqrt{2}}{2}, \frac{\sqrt{2}}{2} \right)$

13.2.23.  $\ell(t) = \langle -3, 0, \pi \rangle + t \langle 0, -3, 1 \rangle$

13.2.24.  $\langle 1, 0, 0 \rangle + t \langle 1, 1, 1 \rangle$

13.2.26. 1

13.2.28. 1, -1

13.2.32. Both derivatives return  $\langle 6t^5, 3t^2, 0 \rangle$

13.2.33.  $\langle \frac{1}{4}t^4, \sin(t), te^t - e^t \rangle + \vec{C}$

13.2.34.  $\langle \tan^{-1}(t), \tan(t) \rangle + \vec{C}$

13.2.35.  $\langle -2, 0 \rangle$

13.2.36.  $\langle 4, -4 \rangle$

13.2.37.  $\left\langle \frac{t^2}{2} + 2, -\cos(t) + 3 \right\rangle$

13.2.39.  $\left\langle \frac{t^4}{12} + t + 4, \frac{t^3}{6} + 2t + 5, \frac{t^2}{2} + 3t + 6 \right\rangle$

13.2.41.  $2 \cdot 3.60555\pi$

13.2.42.  $10\pi$

13.2.43.  $\frac{1}{54} \left( 22^{\frac{3}{2}} - 8 \right)$

13.2.44.  $\sqrt{2}(1 - e^{-1})$

## 13.3 • The Calculus of Motion

### 13.3 • Exercises

#### Terms and Concepts

13.3.4. arc length

## Problems

**13.3.7.**  $\vec{v}(t) = \langle 2, 5, 0 \rangle, \vec{a}(t) = \langle 0, 0, 0 \rangle$

**13.3.10. (a).**  $\langle \frac{1}{10}, \sin(t), \cos(t) \rangle$

**(b).**  $\langle 0, \cos(t), -\sin(t) \rangle$

**13.3.16. (a).**  $|t| \sqrt{9t^2 - 12t + 8}$

**(b).** 0

**(c).** -1

**13.3.22. (a).**  $\sqrt{8t^2 + 3}$

**(b).** 0

**(c).** 1

**13.3.30.**  $\langle t^2 - t + 5, \frac{3t^2}{2} - t - \frac{5}{2} \rangle$

**13.3.34. (a).**  $\langle -10, 0 \rangle$

**(b).**  $5\pi$

**(c).**  $\langle \frac{-10}{\pi}, 0 \rangle$

**(d).** 5

**13.3.38.**

**(a)**  $t = \sin^{-1}(3/20)/(8\pi) + n/4 \approx 0.006 + n/4$ ,  
where  $n$  is an integer

**(b)**  $\|\vec{r}''(t)\| = 24\pi \approx 51.4 \text{ ft/s}$

**(c)** 0.27 radians, or  $15.69^\circ$

**13.3.8. (a).**  $\langle 6t - 2, -2t + 1 \rangle$

**(b).**  $\langle 6, -2 \rangle$

**13.3.19. (a).**  $|\sec(t)| \sqrt{\tan^2(t) + \sec^2(t)}$

**(b).** 0

**(c).**  $\frac{\pi}{4}$

**13.3.32.**  $\langle 10t, -16t^2 + 50t \rangle$

**13.3.36. (a).**  $\langle 10, 20, -10 \rangle$

**(b).**  $10\sqrt{6}$

**(c).**  $\langle 1, 2, -1 \rangle$

**(d).**  $\sqrt{6}$

**13.3.39.**

**(a)** 0.013 radians

**(b)** 11.7 ft

## 13.4 • Unit Tangent and Normal Vectors

## 13.4 • Exercises

## Terms and Concepts

**13.4.1.** 1

**13.4.2.** 0

**13.4.3.**  $\vec{T}(t)$  and  $\vec{N}(t)$ .

**13.4.4.** the speed

## Problems

**13.4.5.**  $\vec{T}(t) = \left\langle \frac{4t}{\sqrt{20t^2 - 4t + 1}}, \frac{2t - 1}{\sqrt{20t^2 - 4t + 1}} \right\rangle$ ;  
 $\vec{T}(1) = \langle 4/\sqrt{17}, 1/\sqrt{17} \rangle$

**13.4.8. (a).**  $\langle -\sin(t), \cos(t) \rangle$

**(b).**  $\langle 0, -1 \rangle$

**13.4.6. (a).**  $\left\langle \frac{1}{\sqrt{1 + \sin^2(t)}}, \frac{-\sin(t)}{\sqrt{1 + \sin^2(t)}} \right\rangle$

**(b).**  $\left\langle \sqrt{\frac{2}{3}}, \frac{-1}{\sqrt{3}} \right\rangle$

$$13.4.9. (2, 0) + t \left\langle \frac{4}{\sqrt{17}}, \frac{1}{\sqrt{17}} \right\rangle$$

$$13.4.12. (-1, 0) + t \langle 0, -1 \rangle$$

$$13.4.13. \vec{T}(t) = \langle -\sin(t), \cos(t) \rangle;$$

$$\vec{N}(t) = \langle -\cos(t), -\sin(t) \rangle$$

$$13.4.15.$$

$$\vec{T}(t) = \left\langle -\frac{\sin(t)}{\sqrt{4\cos^2(t) + \sin^2(t)}}, \frac{2\cos(t)}{\sqrt{4\cos^2(t) + \sin^2(t)}} \right\rangle;$$

$$\vec{N}(t) = \left\langle -\frac{2\cos(t)}{\sqrt{4\cos^2(t) + \sin^2(t)}}, -\frac{\sin(t)}{\sqrt{4\cos^2(t) + \sin^2(t)}} \right\rangle$$

$$13.4.22. \langle -\cos(t), -\frac{3}{5}\sin(t), -\frac{4}{5}\sin(t) \rangle$$

$$13.4.26. (a). \frac{-\frac{2}{t^5}}{\sqrt{1 + \frac{1}{t^4}}}$$

$$(b). \frac{\frac{2}{t^3}}{\sqrt{1 + \frac{1}{t^4}}}$$

$$(c). -\sqrt{2}$$

$$(d). \sqrt{2}$$

$$(e). \frac{-1}{4\sqrt{17}}$$

$$(f). \frac{1}{\sqrt{17}}$$

$$13.4.30. (a). 0$$

$$(b). 5$$

$$(c). 0$$

$$(d). 5$$

$$(e). 0$$

$$(f). 5$$

$$13.4.10. \left( \frac{\pi}{4}, \frac{\sqrt{2}}{2} \right) + t \left\langle \sqrt{\frac{2}{3}}, \frac{-1}{\sqrt{3}} \right\rangle$$

$$13.4.14. \vec{T}(t) = \left\langle \frac{1}{\sqrt{1+4t^2}}, \frac{2t}{\sqrt{1+4t^2}} \right\rangle;$$

$$\vec{N}(t) = \left\langle -\frac{2t}{\sqrt{1+4t^2}}, \frac{1}{\sqrt{1+4t^2}} \right\rangle$$

$$13.4.16. \vec{T}(t) = \left\langle \frac{e^t}{\sqrt{e^{2t} + e^{-2t}}}, -\frac{e^{-t}}{\sqrt{e^{2t} + e^{-2t}}} \right\rangle;$$

$$\vec{N}(t) = \left\langle \frac{e^{-t}}{\sqrt{e^{2t} + e^{-2t}}}, \frac{e^t}{\sqrt{e^{2t} + e^{-2t}}} \right\rangle$$

$$13.4.24. \langle -\cos(at), -\sin(at), 0 \rangle$$

$$13.4.28. (a). 2$$

$$(b). 4t^2$$

$$(c). 2$$

$$(d). 2\pi$$

$$(e). 2$$

$$(f). 4\pi$$

## 13.5 • The Arc Length Parameter and Curvature

### 13.5 • Exercises

#### Terms and Concepts

13.5.1. time and/or distance

13.5.2. curvature

13.5.3. Answers may include lines, circles, helices

13.5.4. Answers will vary; they should mention the circle is tangent to the curve and has the same curvature as the curve at that point.

13.5.5.  $\kappa$

13.5.6.  $a_T$  is not affected by curvature; the greater the curvature, the larger  $a_N$  becomes.

#### Problems

$$13.5.8. (a). 7t$$

$$(b). \left\langle 7\cos\left(\frac{s}{7}\right), 7\sin\left(\frac{s}{7}\right) \right\rangle$$

$$13.5.10. (a). 13t$$

$$(b). \left\langle 5\cos\left(\frac{s}{13}\right), 13\sin\left(\frac{s}{13}\right), 12\cos\left(\frac{s}{13}\right) \right\rangle$$

**13.5.12. (a).** greater than

$$(b). \frac{\left| \frac{6x^2-2}{(x^2+1)^3} \right|}{\left( 1 + \frac{4x^2}{(x^2+1)^4} \right)^{\frac{3}{2}}}$$

(c). 2

$$(d). \frac{2750}{641^{\frac{3}{2}}}$$

**13.5.18. (a).** greater than

$$(b). \frac{|\sec^3(t)|}{(\sec^4(t) + \sec^2(t) \tan^2(t))^{\frac{3}{2}}}$$

(c). 1

$$(d). \frac{3\sqrt{3}}{5\sqrt{5}}$$

**13.5.22. (a).** equal to

$$(b). \frac{1}{13}$$

$$(c). \frac{1}{13}$$

$$(d). \frac{1}{13}$$

$$13.5.23. \frac{\sqrt{2}}{\sqrt[4]{5}}, -\frac{\sqrt{2}}{\sqrt[4]{5}}$$

$$13.5.26. \sqrt{5}, -\sqrt{5}$$

$$13.5.28. 5\sqrt{10}$$

$$13.5.32. \left(x - \frac{8}{3}\right)^2 + y^2 = \frac{1}{9}$$

**13.5.15. (a).** less than

$$(b). \frac{|2 \cos(t) \cos(2t) + 4 \sin(t) \sin(2t)|}{(4 \cos^2(2t) + \sin^2(t))^{\frac{3}{2}}}$$

$$(c). \frac{1}{4}$$

$$(d). 8$$

**13.5.20. (a).** greater than

$$(b). \frac{2\sqrt{18t^4+15t^2+1}}{(18t^4-2t^2+1)^{\frac{3}{2}}}$$

(c). 2

$$(d). \frac{2\sqrt{2}}{17}$$

$$13.5.25. \frac{1}{4}$$

$$13.5.30. \frac{1}{45}$$

$$13.5.34. \left(x - \frac{1}{2}\right)^2 + \left(y - \frac{1}{2}\right)^2 = \frac{1}{2}$$

## 14 • Functions of Several Variables, Continued

### 14.2 • The Multivariable Chain Rule

#### 14.2 • Exercises

##### Terms and Concepts

$$14.2.2. g'(x)$$

14.2.4. T

14.2.5. F

14.2.6. partial

##### Problems

**14.2.7.**

$$(a) \frac{dz}{dt} = 3(2t) + 4(2) = 6t + 8.$$

$$(b) \text{ At } t = 1, \frac{dz}{dt} = 14.$$

**14.2.9.**

$$(a) \frac{dz}{dt} = 5(-2 \sin(t)) + 2(\cos(t)) = -10 \sin(t) + 2 \cos(t)$$

$$(b) \text{ At } t = \pi/4, \frac{dz}{dt} = -4\sqrt{2}.$$

$$14.2.8. (a). 2x - 4yt$$

$$(b). 2$$

$$14.2.10. (a). \frac{-\sin(t)}{1+y^2} - \frac{2xy \cos(t)}{(y^2+1)^2}$$

$$(b). -\frac{1}{2}$$



**14.2.11.**

(a)  $\frac{dz}{dt} = 2x(\cos(t)) + 4y(3\cos(t)).$

(b) At  $t = \pi/4$ ,  $x = \sqrt{2}/2$ ,  $y = 3\sqrt{2}/2$ , and  $\frac{dz}{dt} = 19.$

**14.2.14.**  $-\sqrt{\frac{3}{2}}, 0, \sqrt{\frac{3}{2}}$

**14.2.18.**  $0, \frac{1}{\pi} \tan^{-1}(\sqrt{5}), 1 - \frac{1}{\pi} \tan^{-1}(\sqrt{5}), 1, 1 + \frac{1}{\pi} \tan^{-1}(\sqrt{5}), 2 - \frac{1}{\pi} \tan^{-1}(\sqrt{5})$

**14.2.20.**

(a).  $-\pi \sin\left(\pi x + \frac{\pi y}{2}\right) t^2 - \frac{1}{2} \pi \sin\left(\pi x + \frac{\pi y}{2}\right) \cdot 2st$

(b).  $-\pi \sin\left(\pi x + \frac{\pi y}{2}\right) \cdot 2st - \frac{1}{2} \pi \sin\left(\pi x + \frac{\pi y}{2}\right) s^2$

(c).  $2\pi$

(d).  $\frac{5\pi}{2}$

**14.2.22. (a).**  $-2yt^2 e^{-(x^2+y^2)}$

(b).  $-2xe^{-(x^2+y^2)} - 4stye^{-(x^2+y^2)}$

(c).  $\frac{-2}{e^2}$

(d).  $\frac{-6}{e^2}$

**14.2.24.**  $\frac{-x}{y^2}$

**14.2.28.** 0

**14.2.12. (a).**  $-\sin(x) \sin(y) \pi + \cos(x) \cos(y) \cdot 2\pi$

(b). 0

**14.2.16.**  $0, \pi$

**14.2.21. (a).**  $2x \cos(t) + 2y \sin(t)$

(b).  $-2xs \sin(t) + 2ys \cos(t)$

(c). 4

(d). 0

**14.2.26.**  $\frac{-(2x+y)}{2y+x}$

**14.2.30. (a).** -2

(b). 5

**14.3 • Directional Derivatives****14.3 • Exercises****Terms and Concepts**

**14.3.2.**  $i$

**14.3.3.**  $j$

**14.3.4.** orthogonal

**14.3.6.** dot

**Problems**

**14.3.8.**  $\langle \cos(x) \cos(y), -\sin(x) \sin(y) \rangle$

**14.3.12.**  $\langle 2xy^3 - 2, 3x^2y^2 \rangle$

**14.3.13.**

(a)  $2/5$

(b)  $-2/\sqrt{5}$

**14.3.10.**  $\langle -4, 3 \rangle$

**14.3.14.**

(a)  $\frac{1}{4}(1 - \sqrt{3})$

(b)  $\frac{4\sqrt{3}-3}{10\sqrt{2}}$

**14.3.15.**

- (a) 0  
(b)  $2\sqrt{2}/9$

**14.3.17.**

- (a) 0  
(b) 0

**14.3.19.**

- (a)  $\nabla f(2, 1) = \langle -2, 2 \rangle$   
(b)  $\sqrt{8}$   
(c)  $\langle 2, -2 \rangle$   
(d)  $\vec{u} = \langle 1/\sqrt{2}, 1/\sqrt{2} \rangle$

**14.3.21.**

- (a)  $\nabla f(1, 1) = \langle -2/9, -2/9 \rangle$   
(b)  $2\sqrt{2}/9$   
(c)  $\langle 2/9, 2/9 \rangle$   
(d)  $\vec{u} = \langle 1/\sqrt{2}, -1/\sqrt{2} \rangle$

**14.3.23.**

- (a) No such direction  
(b) 0  
(c) No such direction  
(d) All directions

**14.3.25.**

- (a)  $\nabla F(x, y, z) = \langle 6xz^3 + 4y, 4x, 9x^2z^2 - 6z \rangle$   
(b)  $113/\sqrt{3}$

**14.3.27.**

- (a)  $\nabla F(x, y, z) = \langle 2xy^2, 2y(x^2 - z^2), -2y^2z \rangle$   
(b) 0

**14.3.16.**

- (a)  $\frac{-9}{\sqrt{10}}$   
(b)  $\frac{27}{\sqrt{34}}$

**14.3.18.**

- (a)  $\frac{3}{\sqrt{2}}$   
(b) 3

**14.3.20.**

- (a)  $\left\langle \frac{1}{2\sqrt{2}}, \frac{-1}{2} \sqrt{\frac{3}{2}} \right\rangle$   
(b)  $\frac{1}{\sqrt{2}}$   
(c)  $\left\langle \frac{-1}{2\sqrt{2}}, \frac{1}{2} \sqrt{\frac{3}{2}} \right\rangle$   
(d)  $\left\langle \frac{1}{2} \sqrt{\frac{3}{2}}, \frac{1}{2\sqrt{2}} \right\rangle$

**14.3.22.**

- (a)  $\langle -4, 3 \rangle$   
(b) 5  
(c)  $\langle 4, -3 \rangle$   
(d)  $\langle 3, 4 \rangle$

**14.3.24.**

- (a)  $\langle 0, 3 \rangle$   
(b) 3  
(c)  $\langle 0, -3 \rangle$   
(d)  $\langle 1, 0 \rangle$

**14.3.26.**

- (a)  $\langle \cos(x) \cos(y) e^z, -\sin(x) \sin(y) e^z, \sin(x) \cos(y) e^z \rangle$   
(b)  $\frac{2}{3}$

**14.3.28.**

- (a)  $\left\langle \frac{-4x}{(x^2+y^2+z^2)^2}, \frac{-4y}{(x^2+y^2+z^2)^2}, \frac{-4z}{(x^2+y^2+z^2)^2} \right\rangle$   
(b) 0

**14.4 • Tangent Lines, Normal Lines, and Tangent Planes****14.4 • Exercises****Terms and Concepts**

**14.4.3.** True**Problems**

**14.4.6. (a).**  $x = \frac{\pi}{3} + t, y = \frac{\pi}{6}, z = \frac{3}{4} - \frac{3\sqrt{3}}{4}t$

**(b).**  $x = \frac{\pi}{3}, y = \frac{\pi}{6} + t, z = \frac{3}{4} + \frac{3\sqrt{3}}{4}t$

**(c).**  $x = \frac{\pi}{3} + \frac{t}{\sqrt{5}}, y = \frac{\pi}{6} + \frac{2t}{\sqrt{5}}, z = \frac{3}{4} + \frac{3\sqrt{3}}{4}t$

**14.4.10.**  $x = \frac{\pi}{3} - \frac{3\sqrt{3}}{4}t, y = \frac{\pi}{6} + \frac{3\sqrt{3}}{4}t, z = \frac{3}{4} - t$

**14.4.18.**  $1.29904y - 1.29904x - z = -1.43017$

**14.4.22.**

**(a).**  $x = 4 - 2t, y = -3 + \frac{2}{3}t, z = \sqrt{5} + 2\sqrt{5}t$

**(b).**  $0.666667y - 2x + 4.47214z = 0$

**14.4.8. (a).**  $x = 1 + t, y = 2, z = 3$

**(b).**  $x = 1, y = 2 + t, z = 3$

**(c).**  $x = 1 + \frac{t}{\sqrt{2}}, y = 2 + \frac{t}{\sqrt{2}}, z = 3$

**14.4.12.**  $x = 1, y = 2, z = 3 - t$

**14.4.20.**  $z = 3$

**14.4.24.**

**(a).**  $x = 2 + \frac{\pi}{8\sqrt{3}}t, y = \frac{\pi}{12} - \sqrt{3}t, z = 4 - \frac{\pi}{8\sqrt{3}}t$

**(b).**  $0.226725x - 1.73205y - 0.226725z = -0.9069$

**14.5 • Extreme Values****14.5 • Exercises****Terms and Concepts****14.5.1.** False**14.5.2.** True**14.5.3.** True**Problems**

**14.5.6. (a).** NONE

**(b).** NONE

**(c).**  $(7, -6)$

**(d).** NONE

**14.5.10. (a).**  $(-1, -2)$

**(b).**  $(1, 2)$

**(c).**  $(1, -2), (-1, 2)$

**(d).** NONE

**14.5.14. (a).** NONE

**(b).** NONE

**(c).** NONE

**(d).**  $(0, 0)$

**14.5.15. (a).** 3

**(b).**  $(0, 1)$

**(c).**  $\frac{3}{4}$

**(d).**  $(0, \frac{-1}{2})$

**14.5.8. (a).**  $(0, 0)$

**(b).** NONE

**(c).** NONE

**(d).** NONE

**14.5.12. (a).**  $(0, -3)$

**(b).**  $(-1, 3), (1, 3)$

**(c).**  $(-1, -3), (0, 3), (1, -3)$

**(d).** NONE

**14.5.16. (a).**  $\frac{25}{28}$

**(b).**  $(\frac{5}{14}, \frac{25}{196})$

**(c).** -12

**(d).**  $(-1, 1)$

## 15 • Multiple Integration

### 15.1 • Iterated Integrals and Area

#### 15.1 • Exercises

##### Terms and Concepts

15.1.2. iterated integration

15.1.3. curve to curve, then from point to point

15.1.4. area

##### Problems

15.1.5.

(a)  $18x^2 + 42x - 117$

(b)  $-108$

15.1.7.

(a)  $x^4/2 - x^2 + 2x - 3/2$

(b)  $23/15$

15.1.9.

(a)  $\sin^2(y)$

(b)  $\pi/2$

15.1.6.

(a)  $2 + \pi^2 \cos(y)$

(b)  $\pi^2 + \pi$

15.1.8.

(a)  $\frac{y^4}{2} - y^3 + \frac{y^2}{2}$

(b)  $\frac{8}{15}$

15.1.10.

(a)  $\frac{x}{1+x^2}$

(b)  $\frac{1}{2} \ln\left(\frac{5}{2}\right)$

## 15.3 • Double Integration with Polar Coordinates

### 15.3 • Exercises

##### Problems

15.3.3.  $4\pi$

15.3.8.  $\frac{\pi}{2}$

15.3.12.  $\frac{128}{3}$

15.3.5.  $16\pi$

## 15.5 • Surface Area

### 15.5 • Exercises

##### Problems

15.5.7.  $SA = \int_0^{2\pi} \int_0^{2\pi} \sqrt{1 + \cos^2(x) \cos^2(y) + \sin^2(x) \sin^2(y)} \, dx \, dy$

15.5.8.  $SA = \int_{-3}^3 \int_{-\sqrt{9-x^2}}^{\sqrt{9-x^2}} \sqrt{1 + \frac{4x^2 + 4y^2}{(1+x^2+y^2)^4}} \, dx \, dy$

Polar offers simpler bounds:

$$SA = \int_0^{2\pi} \int_0^3 r \sqrt{1 + \frac{4r^2}{(1+r^2)^4}} \, dr \, d\theta$$

$$15.5.9. SA = \int_{-1}^1 \int_{-1}^1 \sqrt{1 + 4x^2 + 4y^2} \, dx \, dy$$

$$15.5.10. SA = \int_{-5}^5 \int_0^1 \sqrt{1 + \frac{4x^2 e^{2x^2}}{(1 + e^{x^2})^4}} \, dy \, dx$$

## 15.6 • Volume Between Surfaces and Triple Integration

### 15.6 • Exercises

#### Problems

15.6.6. 52

$$15.6.9. \begin{aligned} dz \, dy \, dx: & \int_0^3 \int_0^{1-x/3} \int_0^{2-2x/3-2y} dz \, dy \, dx \\ dz \, dx \, dy: & \int_0^1 \int_0^{3-3y} \int_0^{2-2x/3-2y} dz \, dx \, dy \\ dy \, dz \, dx: & \int_0^3 \int_0^{2-2x/3} \int_0^{1-x/3-z/2} dy \, dz \, dx \\ dy \, dx \, dz: & \int_0^2 \int_0^{3-3z/2} \int_0^{1-x/3-z/2} dy \, dx \, dz \\ dx \, dz \, dy: & \int_0^1 \int_0^{2-2y} \int_0^{3-3y-3z/2} dx \, dz \, dy \\ dx \, dy \, dz: & \int_0^2 \int_0^{1-z/2} \int_0^{3-3y-3z/2} dx \, dy \, dz \\ V = & \int_0^3 \int_0^{1-x/3} \int_0^{2-2x/3-2y} dz \, dy \, dx = 1. \end{aligned}$$

$$15.6.11. \begin{aligned} dz \, dy \, dx: & \int_0^2 \int_{-2}^2 \int_{y^2/2}^{-y} dz \, dy \, dx \\ dz \, dx \, dy: & \int_{-2}^0 \int_0^2 \int_{y^2/2}^{-y} dz \, dx \, dy \\ dy \, dz \, dx: & \int_0^2 \int_0^2 \int_{-\sqrt{2z}}^{-z} dy \, dz \, dx \\ dy \, dx \, dz: & \int_0^2 \int_0^2 \int_{-\sqrt{2z}}^{-z} dy \, dx \, dz \\ dx \, dz \, dy: & \int_{-2}^0 \int_{y^2/2}^{-y} \int_0^2 dx \, dz \, dy \\ dx \, dy \, dz: & \int_0^2 \int_{-\sqrt{2z}}^{-z} \int_0^2 dx \, dy \, dz \\ V = & \int_0^2 \int_0^2 \int_{-\sqrt{2z}}^{-z} dy \, dz \, dx = 4/3. \end{aligned}$$

15.6.8.  $\frac{3\pi}{2}$

$$15.6.10. \begin{aligned} dz \, dy \, dx: & \int_0^3 \int_1^2 \int_0^{(3-x)/2} dz \, dy \, dx \\ dz \, dx \, dy: & \int_0^2 \int_1^3 \int_0^{(3-x)/2} dz \, dx \, dy \\ dy \, dz \, dx: & \int_1^3 \int_0^{(3-x)/2} \int_0^2 dy \, dz \, dx \\ dy \, dx \, dz: & \int_0^2 \int_1^3 \int_0^{3-2z} dy \, dx \, dz \\ dx \, dz \, dy: & \int_0^2 \int_0^1 \int_0^{3-2z} dx \, dz \, dy \\ dx \, dy \, dz: & \int_0^1 \int_0^2 \int_0^{3-2z} dx \, dy \, dz \\ V = & \int_0^1 \int_0^2 \int_0^{3-2z} dx \, dy \, dz = 2. \end{aligned}$$

$$15.6.12. \begin{aligned} dz \, dy \, dx: & \int_0^3 \int_{3x}^9 \int_0^{\sqrt{y^2-9x^2}} dz \, dy \, dx \\ dz \, dx \, dy: & \int_0^9 \int_0^{y/3} \int_0^{\sqrt{y^2-9x^2}} dz \, dx \, dy \\ dy \, dz \, dx: & \int_0^3 \int_0^{\sqrt{81-9x^2}} \int_0^9 dy \, dz \, dx \\ dy \, dx \, dz: & \int_0^9 \int_0^{\sqrt{9-z^2}/9} \int_0^9 dy \, dx \, dz \\ dx \, dz \, dy: & \int_0^9 \int_0^y \int_0^{\frac{1}{3}\sqrt{y^2-z^2}} dx \, dz \, dy \\ dx \, dy \, dz: & \int_0^9 \int_z^9 \int_0^{\frac{1}{3}\sqrt{y^2-z^2}} dx \, dy \, dz \end{aligned}$$

$$\begin{aligned}
 15.6.13. \quad dz \, dy \, dx: & \int_0^2 \int_{1-x/2}^1 \int_0^{2x+4y-4} dz \, dy \, dx \\
 dz \, dx \, dy: & \int_0^1 \int_{2-2y}^2 \int_0^{2x+4y-4} dz \, dx \, dy \\
 dy \, dz \, dx: & \int_0^2 \int_0^{2x} \int_{z/4-x/2+1}^1 dy \, dz \, dx \\
 dy \, dx \, dz: & \int_0^4 \int_{z/2}^2 \int_{z/4-x/2+1}^1 dy \, dx \, dz \\
 dx \, dz \, dy: & \int_0^1 \int_0^{4y} \int_{z/2-2y+2}^2 dx \, dz \, dy \\
 dx \, dy \, dz: & \int_0^4 \int_{z/4}^1 \int_{z/2-2y+2}^2 dx \, dy \, dz \\
 V = & \int_0^4 \int_{z/4}^1 \int_{z/2-2y-2}^2 dx \, dy \, dz = 4/3.
 \end{aligned}$$

$$\begin{aligned}
 15.6.15. \quad dz \, dy \, dx: & \int_0^1 \int_0^{1-x^2} \int_0^{\sqrt{1-y}} dz \, dy \, dx \\
 dz \, dx \, dy: & \int_0^1 \int_0^{\sqrt{1-y}} \int_0^{\sqrt{1-y}} dz \, dx \, dy \\
 dy \, dz \, dx: & \int_0^1 \int_0^x \int_0^{1-x^2} dy \, dz \, dx + \int_0^1 \int_x^1 \int_0^{1-z^2} dy \, dz \, dx \\
 dy \, dx \, dz: & \int_0^1 \int_0^z \int_0^{1-z^2} dy \, dx \, dz + \int_0^1 \int_z^1 \int_0^{1-x^2} dy \, dx \, dz \\
 dx \, dz \, dy: & \int_0^1 \int_0^{\sqrt{1-y}} \int_0^{\sqrt{1-y}} dx \, dz \, dy \\
 dx \, dy \, dz: & \int_0^1 \int_0^{1-z^2} \int_0^{\sqrt{1-y}} dx \, dy \, dz
 \end{aligned}$$

Answers will vary. Neither order is particularly “hard.” The order  $dz \, dy \, dx$  requires integrating a square root, so powers can be messy; the order  $dy \, dz \, dx$  requires two triple integrals, but each uses only polynomials.

$$15.6.18. \quad \frac{7}{8}$$

$$\begin{aligned}
 15.6.14. \quad dz \, dy \, dx: & \int_{-2}^2 \int_0^{4-x^2} \int_0^{2y} dz \, dy \, dx \\
 dz \, dx \, dy: & \int_0^4 \int_{-\sqrt{4-y}}^{\sqrt{4-y}} \int_0^{2x+4y-4} dz \, dx \, dy \\
 dy \, dz \, dx: & \int_{-2}^2 \int_0^{8-2x^2} \int_{z/2}^{4-x^2} dy \, dz \, dx \\
 dy \, dx \, dz: & \int_0^8 \int_{-\sqrt{4-z/2}}^{\sqrt{4-z/2}} \int_{z/2}^{4-x^2} dy \, dx \, dz \\
 dx \, dz \, dy: & \int_0^4 \int_0^{2y} \int_{-\sqrt{4-y}}^{\sqrt{4-y}} dx \, dz \, dy \\
 dx \, dy \, dz: & \int_0^8 \int_{z/2}^4 \int_{-\sqrt{4-y}}^{\sqrt{4-y}} dx \, dy \, dz \\
 V = & \int_{-2}^2 \int_0^{4-x^2} \int_0^{2y} dz \, dy \, dx = 512/15.
 \end{aligned}$$

$$\begin{aligned}
 15.6.16. \quad dz \, dy \, dx: & \int_0^1 \int_0^{3x} \int_0^{1-x} dz \, dy \, dx + \int_0^1 \int_{3x}^3 \int_0^{1-y/3} dz \, dy \, dx \\
 dz \, dx \, dy: & \int_0^3 \int_0^{y/3} \int_0^{1-y/3} dz \, dy \, dx + \\
 & \int_0^3 \int_{y/3}^1 \int_0^{1-x} dz \, dx \, dy \\
 dy \, dz \, dx: & \int_0^1 \int_0^{1-x} \int_0^{3-3z} dy \, dz \, dx \\
 dy \, dx \, dz: & \int_0^1 \int_0^{1-z} \int_0^{3-3z} dy \, dx \, dz \\
 dx \, dz \, dy: & \int_0^3 \int_0^{1-y/3} \int_0^{1-z} dx \, dz \, dy \\
 dx \, dy \, dz: & \int_0^1 \int_0^{3-3z} \int_0^{1-z} dx \, dy \, dz \\
 V = & \int_0^1 \int_0^{3-3z} \int_0^{1-z} dx \, dy \, dz = 1.
 \end{aligned}$$

$$15.6.20. \quad 0$$

## 15.7 • Triple Integration with Cylindrical and Spherical Coordinates

### 15.7 • Exercises

#### Problems

$$15.7.11. \quad \int_{\theta_1}^{\theta_2} \int_{r_1}^{r_2} \int_{z_1}^{z_2} h(r, \theta, z) r \, dz \, dr \, d\theta$$

15.7.19. Describes the portion of the unit ball that resides in the first octant.

$$15.7.12. \quad \int_{\varphi_1}^{\varphi_2} \int_{\theta_1}^{\theta_2} \int_{\rho_1}^{\rho_2} h(\rho, \theta, \varphi) \rho^2 \sin(\varphi) \, d\rho \, d\theta \, d\varphi$$

15.7.20. Describes half of a spherical shell (i.e.,  $y \geq 0$ ) with inner radius of 1 and outer radius of 1.1 centered at the origin.

## 16 • Vector Analysis

## 16.1 • Introduction to Line Integrals

### 16.1 • Exercises

#### Terms and Concepts

**16.1.1.** When  $C$  is a curve in the plane and  $f$  is a function defined over  $C$ , then  $\int_C f(s) ds$  describes the area under the spatial curve that lies on  $f$ , over  $C$ .

**16.1.2.** The evaluation is the same. The  $\oint$  notation signifies that the curve  $C$  is a closed curve, though the evaluation is the same.

**16.1.3.** The variable  $s$  denotes the arc-length parameter, which is generally difficult to use. The Key Idea allows one to parametrize a curve using another, ideally easier-to-use, parameter.

**16.1.4.** Answers will vary.

#### Problems

**16.1.5.**  $12\sqrt{2}$

**16.1.7.**  $40\pi$

**16.1.9.** Over the first subcurve of  $C$ , the line integral has a value of  $3/2$ ; over the second subcurve, the line integral has a value of  $4/3$ . The total value of the line integral is thus  $17/6$ .

**16.1.11.**  
 $\int_0^1 (5t^2 + 2t + 2) \sqrt{(4t+1)^2 + 1} dt \approx 17.071$

**16.1.13.**  
 $\oint_0^{2\pi} (10 - 4\cos^2 t - \sin^2 t) \sqrt{\cos^2 t + 4\sin^2 t} dt \approx 74.986$

**16.1.15.**  $7\sqrt{26}/3$

**16.1.17.**  $8\pi^3$

**16.1.19.**  $M = 8\sqrt{2}\pi^2$ ; center of mass is  $(0, -1/(2\pi), 8\pi/3)$ .

**16.1.6.**  $41\sqrt{10}/2$

**16.1.8.**  $10\pi^2$

**16.1.10.** Over the first subcurve of  $C$ , the line integral has a value of  $2\sqrt{2}/3$ ; over the second subcurve, the line integral has a value of  $\pi - 2$ . The total value of the line integral is thus  $\pi + 2\sqrt{2}/3 - 2$ .

**16.1.12.**  $\int_0^\pi t \sqrt{1 + \cos^2 t} dt \approx 6.001$

**16.1.14.**  $\int_{-1}^1 (3t^3 + 2t + 5) \sqrt{9t^4 + 1} dt \approx 15.479$

**16.1.16.**  $2\pi$

**16.1.18.**  $5/2$

**16.1.20.**  $M \approx 0.237$ ; center of mass is approximately  $(0.173, 0.099, 0.065)$ .

## 16.2 • Vector Fields

### 16.2 • Exercises

#### Terms and Concepts

**16.2.1.** Answers will vary. Appropriate answers include velocities of moving particles (air, water, etc.); gravitational or electromagnetic forces.

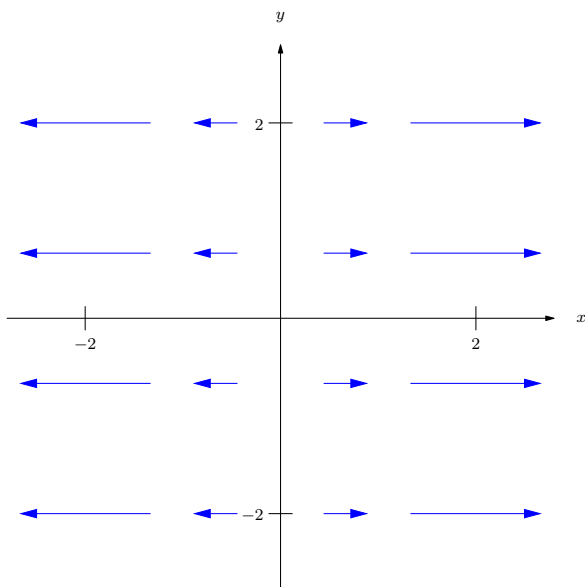
**16.2.2.** Specific answers will vary, though should relate to the idea that “more of the vector field is moving into that point than out of that point.”

**16.2.3.** Specific answers will vary, though should relate to the idea that the vector field is spinning clockwise at that point.

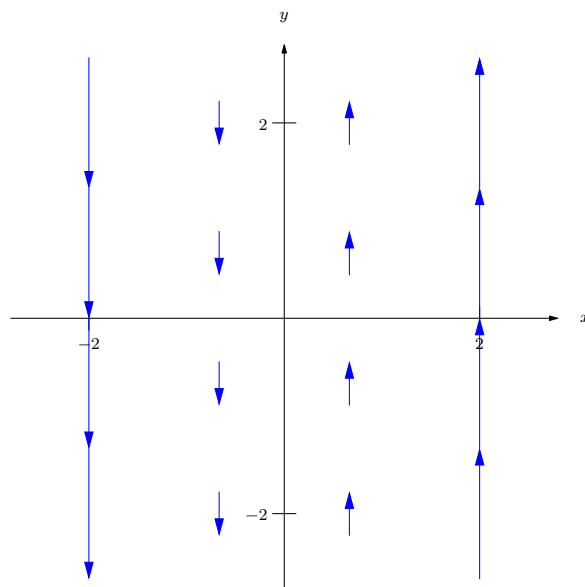
**16.2.4.** No; to be incompressible, the divergence needs to be 0 everywhere, not just at one point.

## Problems

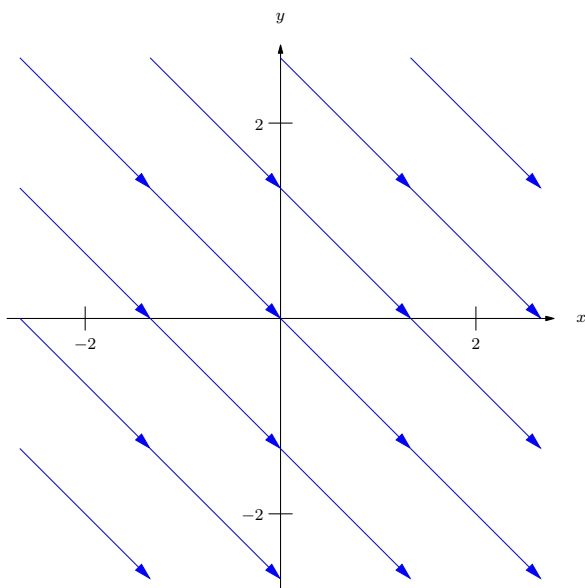
16.2.5. Correct answers should look similar to



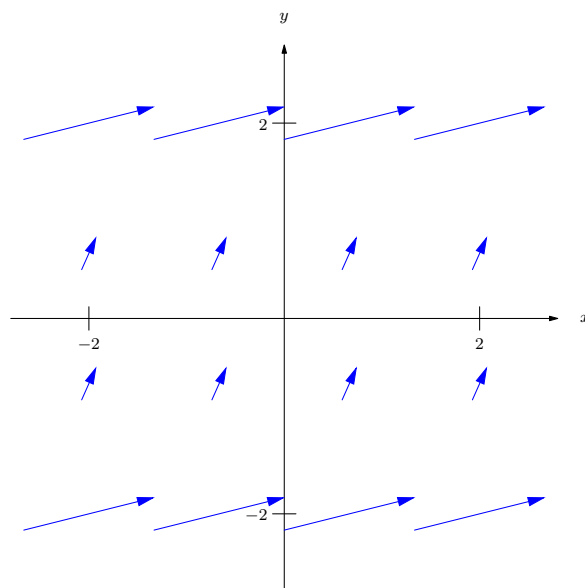
16.2.6. Correct answers should look similar to



16.2.7. Correct answers should look similar to



16.2.8. Correct answers should look similar to



16.2.9.  $\operatorname{div} \vec{F} = 1 + 2y$   
 $\operatorname{curl} \vec{F} = 0$

16.2.11.  $\operatorname{div} \vec{F} = x \cos(xy) - y \sin(xy)$   
 $\operatorname{curl} \vec{F} = y \cos(xy) + x \sin(xy)$

16.2.13.  $\operatorname{div} \vec{F} = 3$   
 $\operatorname{curl} \vec{F} = \langle -1, -1, -1 \rangle$

16.2.15.  $\operatorname{div} \vec{F} = 1 + 2y$   
 $\operatorname{curl} \vec{F} = 0$

16.2.17.  $\operatorname{div} \vec{F} = 2y - \sin z$   
 $\operatorname{curl} \vec{F} = \vec{0}$

16.2.10.  $\operatorname{div} \vec{F} = 0$   
 $\operatorname{curl} \vec{F} = 1 + 2y$

16.2.12.  $\operatorname{div} \vec{F} = \frac{4}{(x^2 + y^2)^2}$   
 $\operatorname{curl} \vec{F} = 0$

16.2.14.  $\operatorname{div} \vec{F} = 2x + 2y + 2z$   
 $\operatorname{curl} \vec{F} = \langle 2y, 2z, 2x \rangle$

16.2.16.  $\operatorname{div} \vec{F} = 2y$   
 $\operatorname{curl} \vec{F} = 0$

16.2.18.  $\operatorname{div} \vec{F} = \frac{2}{(x^2 + y^2 + z^2)^2}$   
 $\operatorname{curl} \vec{F} = \vec{0}$



## 16.3 • Line Integrals over Vector Fields

### 16.3 • Exercises

#### Terms and Concepts

**16.3.1.** False. It is true for line integrals over scalar fields, though.

**16.3.2.** The input of  $\vec{F}$  should be a point in the plane, not a two dimensional vector.

**16.3.3.** True.

**16.3.4.** False.

**16.3.5.** We can conclude that  $\vec{F}$  is conservative.

**16.3.6.** By the Fundamental Theorem of Line Integrals, since  $\vec{F}$  is conservative,  $\oint_C \vec{F} \cdot d\vec{r} = f(B) - f(A)$ , where  $f$  is a potential function for  $\vec{F}$  and  $A$  and  $B$  are the initial and terminal points of  $C$ , respectively. Since  $C$  is a closed curve,  $A = B$ , and hence  $f(B) - f(A) = 0$ .

#### Problems

**16.3.7.**  $11/6$ . (One parametrization for  $C$  is  $\vec{r}(t) = \langle 3t, t \rangle$  on  $0 \leq t \leq 1$ .)

**16.3.9.**  $0$ . (One parametrization for  $C$  is  $\vec{r}(t) = \langle \cos t, \sin t \rangle$  on  $0 \leq t \leq \pi$ .)

**16.3.11.**  $12$ . (One parametrization for  $C$  is  $\vec{r}(t) = \langle 1, 2, 3 \rangle + t\langle 3, 1, -1 \rangle$  on  $0 \leq t \leq 1$ .)

**16.3.13.**  $5/6$  joules. (One parametrization for  $C$  is  $\vec{r}(t) = \langle t, t \rangle$  on  $0 \leq t \leq 1$ .)

**16.3.15.**  $24$  ft-lbs.

**16.3.17.**

(a)  $f(x, y) = xy + x$

(b)  $\text{curl } \vec{F} = 0$ .

(c)  $1$ . (One parametrization for  $C$  is  $\vec{r}(t) = \langle t, t - 1 \rangle$  on  $0 \leq t \leq 1$ .)

(d)  $1$  (with  $A = (0, 1)$  and  $B = (1, 0)$ ,  $f(B) - f(A) = 1$ .)

**16.3.19.**

(a)  $f(x, y) = x^2yz$

(b)  $\text{curl } \vec{F} = \vec{0}$ .

(c)  $250$ .

(d)  $250$  (with  $A = (1, -1, 0)$  and  $B = (5, 5, 2)$ ,  $f(B) - f(A) = 250$ .)

**16.3.8.**  $5/3$ . (One parametrization for  $C$  is  $\vec{r}(t) = \langle t, t^2 \rangle$  on  $0 \leq t \leq 1$ .)

**16.3.10.**  $2/5$ . (One parametrization for  $C$  is  $\vec{r}(t) = \langle t, t^3 \rangle$  on  $-1 \leq t \leq 1$ .)

**16.3.12.**  $1$ .

**16.3.14.**  $13/15$  joules. (One parametrization for  $C$  is  $\vec{r}(t) = \langle t, \sqrt{t} \rangle$  on  $0 \leq t \leq 1$ .)

**16.3.16.**  $24$  ft-lbs.

**16.3.18.**

(a)  $f(x, y) = x^2 + xy + y^2$

(b)  $\text{curl } \vec{F} = 0$ .

(c)  $0$ .

(d)  $0$  (with  $A = (0, 0)$  and  $B = (0, 0)$ ,  $f(B) - f(A) = 0$ .)

**16.3.20.**

(a)  $f(x, y) = x^2 + y^2 + z^2$

(b)  $\text{curl } \vec{F} = \vec{0}$ .

(c)  $0$ .

(d)  $0$  (with  $A = (1, 0, 0)$  and  $B = (1, 0, 0)$ ,  $f(B) - f(A) = 0$ .)

## 16.4 • Flow, Flux, Green's Theorem and the Divergence Theorem

### 16.4 • Exercises

## Terms and Concepts

**16.4.1.** along, across

**16.4.2.** It is the measure of flow around the entirety of a closed curve  $C$ .

**16.4.3.** the curl of  $\vec{F}$ , or  $\text{curl } \vec{F}$

**16.4.4.** the divergence of  $\vec{F}$ , or  $\text{div } \vec{F}$

**16.4.5.**  $\text{curl } \vec{F}$

**16.4.6.**  $\text{div } \vec{F}$

## Problems

**16.4.7.** 12

**16.4.9.**  $-2/3$

**16.4.11.**  $1/2$

**16.4.13.** The line integral  $\oint_C \vec{F} \cdot d\vec{r}$ , over the parabola, is  $38/3$ ; over the line, it is  $-10$ . The total line integral is thus  $38/3 - 10 = 8/3$ . The double integral of  $\text{curl } \vec{F} = 2$  over  $R$  also has value  $8/3$ .

**16.4.15.** Three line integrals need to be computed to compute  $\oint_C \vec{F} \cdot d\vec{r}$ . It does not matter which corner one starts from first, but be sure to proceed around the triangle in a counterclockwise fashion.

From  $(0, 0)$  to  $(2, 0)$ , the line integral has a value of 0. From  $(2, 0)$  to  $(1, 1)$  the integral has a value of  $7/3$ . From  $(1, 1)$  to  $(0, 0)$  the line integral has a value of  $-1/3$ . Total value is 2.

The double integral of  $\text{curl } \vec{F}$  over  $R$  also has value 2.

**16.4.17.** Any choice of  $\vec{F}$  is appropriate as long as  $\text{curl } \vec{F} = 1$ . When  $\vec{F} = \langle -y/2, x/2 \rangle$ , the integrand of the line integral is simply 6. The area of  $R$  is  $12\pi$ .

**16.4.19.** Any choice of  $\vec{F}$  is appropriate as long as  $\text{curl } \vec{F} = 1$ . The choices of  $\vec{F} = \langle -y, 0 \rangle$ ,  $\langle 0, x \rangle$  and  $\langle -y/2, x/2 \rangle$  each lead to reasonable integrands. The area of  $R$  is  $16/15$ .

**16.4.21.** The line integral  $\oint_C \vec{F} \cdot \vec{n} ds$ , over the parabola, is  $-22/3$ ; over the line, it is 10. The total line integral is thus  $-22/3 + 10 = 8/3$ . The double integral of  $\text{div } \vec{F} = 2$  over  $R$  also has value  $8/3$ .

**16.4.8.** 12

**16.4.10.**  $10/3$

**16.4.12.**  $1/2$

**16.4.14.** Both the line integral and double integral have value of  $2\pi$ .

**16.4.16.** Two line integrals need to be computed to compute  $\oint_C \vec{F} \cdot d\vec{r}$ . Along the parabola, the line integral has value 25.5. Along the line, the line integral has value  $-21$ . Together, the total value is 4.5.

The double integral of  $\text{curl } \vec{F}$  over  $R$  also has value 4.5.

**16.4.18.** Any choice of  $\vec{F}$  is appropriate as long as  $\text{curl } \vec{F} = 1$ . The choices of  $\vec{F} = \langle -y, 0 \rangle$  and  $\langle 0, x \rangle$  each lead to reasonable integrands. The area of  $R$  is  $4/3$ .

**16.4.20.** Any choice of  $\vec{F}$  is appropriate as long as  $\text{curl } \vec{F} = 1$ . The choice of  $\vec{F} = \langle -y/2, x/2 \rangle$  leads to a reasonable integrand after simplification. The area of  $R$  is  $41\pi/10$ .

**16.4.22.** Both the line integral and double integral have value of 0.

**16.4.23.** Three line integrals need to be computed to compute  $\oint_C \vec{F} \cdot \vec{n} \, ds$ . It does not matter which corner one starts from first, but be sure to proceed around the triangle in a counterclockwise fashion.

From  $(0, 0)$  to  $(2, 0)$ , the line integral has a value of 0. From  $(2, 0)$  to  $(1, 1)$  the integral has a value of  $1/3$ . From  $(1, 1)$  to  $(0, 0)$  the line integral has a value of  $1/3$ . Total value is  $2/3$ .

The double integral of  $\text{div } \vec{F}$  over  $R$  also has value  $2/3$ .

**16.4.24.** Two line integrals need to be computed to compute  $\oint_C \vec{F} \cdot \vec{n} \, ds$ . Along the parabola, the line integral has value  $159/20$ . Along the line, the line integral has value 6. Together, the total value is  $279/20$ .

The double integral of  $\text{div } \vec{F}$  over  $R$  also has value  $279/20$ .

## 16.5 • Parametrized Surfaces and Surface Area

### 16.5 • Exercises

#### Terms and Concepts

**16.5.1.** Answers will vary, though generally should meaningfully include terms like “two sided”.

**16.5.2.** Many possible answers exist; the one given by the book is the Möbius band.

#### Problems

**16.5.3.**

(a)  $\vec{r}(u, v) = \langle u, v, 3u^2v \rangle$  on  $-1 \leq u \leq 1$ ,  $0 \leq v \leq 2$ .

(b)  $\vec{r}(u, v) = \langle 3v \cos u + 1, 3v \sin u + 2, 3(3v \cos u + 1)^2(3v \sin u + 2) \rangle$ , on  $0 \leq u \leq 2\pi$ ,  $0 \leq v \leq 1$ .

(c)  $\vec{r}(u, v) = \langle u, v(2 - 2u), 3u^2v(2 - 2u) \rangle$  on  $0 \leq u, v \leq 1$ .

(d)  $\vec{r}(u, v) = \langle u, v(1 - u^2), 3u^2v(1 - u^2) \rangle$  on  $-1 \leq u \leq 1$ ,  $0 \leq v \leq 1$ .

**16.5.5.**  $\vec{r}(u, v) = \langle 0, u, v \rangle$  with  $0 \leq u \leq 2$ ,  $0 \leq v \leq 1$ .

**16.5.7.**  $\vec{r}(u, v) = \langle 3 \sin u \cos v, 2 \sin u \sin v, 4 \cos u \rangle$  with  $0 \leq u \leq \pi$ ,  $0 \leq v \leq 2\pi$ .

**16.5.4.**

(a)  $\vec{r}(u, v) = \langle u, v, 4u + 2u^2 \rangle$  on  $1 \leq u \leq 4$ ,  $5 \leq v \leq 7$ .

(b)  $\vec{r}(u, v) = \langle 4v \cos u, 3v \sin u, 16v \cos u + 2(3v \sin u)^2 \rangle$ , on  $0 \leq u \leq 2\pi$ ,  $0 \leq v \leq 1$ .

(c)  $\vec{r}(u, v) = \langle u, u + v(4 - 2u), 4u + 2(u + v(4 - 2u))^2 \rangle$  on  $0 \leq u \leq 2$ ,  $0 \leq v \leq 1$ .

(d)  $\vec{r}(u, v) = \langle v \cos u, v \sin u, 4v \cos u + 2(v \sin u)^2 \rangle$  on  $0 \leq u \leq 2\pi$ ,  $2 \leq v \leq 5$ .

**16.5.6.**  $\vec{r}(u, v) = \langle u, 0, 1 - u + vu \rangle$  with  $0 \leq u \leq 1$ ,  $0 \leq v \leq 1$ .

**16.5.8.** Answers may vary; one solution is  $\vec{r}(u, v) = \langle v \cos u, v, 4v \sin u \rangle$  with  $0 \leq u \leq 2\pi$ ,  $-1 \leq v \leq 5$ .

**16.5.9.** Answers may vary.

For  $z = \frac{1}{2}(3 - x)$ :  $\vec{r}(u, v) = \langle u, v, \frac{1}{2}(3 - u) \rangle$ ,  
with  $1 \leq u \leq 3$  and  $0 \leq v \leq 2$ .

For  $x = 1$ :  $\vec{r}(u, v) = \langle 1, u, v \rangle$ , with  $0 \leq u \leq 2$ ,  
 $0 \leq v \leq 1$

For  $y = 0$ :  $\vec{r}(u, v) = \langle u, 0, v/2(3 - u) \rangle$ , with  
 $1 \leq u \leq 3, 0 \leq v \leq 1$

For  $y = 2$ :  $\vec{r}(u, v) = \langle u, 2, v/2(3 - u) \rangle$ , with  
 $1 \leq u \leq 3, 0 \leq v \leq 1$

For  $z = 0$ :  $\vec{r}(u, v) = \langle u, v, 0 \rangle$ , with  $1 \leq u \leq 3$ ,  
 $0 \leq v \leq 2$

**16.5.11.** Answers may vary.

For  $z = 2y$ :  $\vec{r}(u, v) = \langle u, v(4 - u^2), 2v(4 - u^2) \rangle$   
with  $-2 \leq u \leq 2$  and  $0 \leq v \leq 1$ .

For  $y = 4 - x^2$ :  $\vec{r}(u, v) = \langle u, 4 - u^2, 2v(4 - u^2) \rangle$   
with  $-2 \leq u \leq 2$  and  $0 \leq v \leq 1$ .

For  $z = 0$ :  $\vec{r}(u, v) = \langle u, v(4 - u^2), 0 \rangle$  with  
 $-2 \leq u \leq 2$  and  $0 \leq v \leq 1$ .

**16.5.13.** Answers may vary.

For  $x^2 + y^2/9 = 1$ :  $\vec{r}(u, v) = \langle \cos u, 3 \sin u, v \rangle$   
with  $0 \leq u \leq 2\pi$  and  $1 \leq v \leq 3$ .

For  $z = 1$ :  $\vec{r}(u, v) = \langle v \cos u, 3v \sin u, 1 \rangle$  with  
 $0 \leq u \leq 2\pi$  and  $0 \leq v \leq 1$ .

For  $z = 3$ :  $\vec{r}(u, v) = \langle v \cos u, 3v \sin u, 3 \rangle$  with  
 $0 \leq u \leq 2\pi$  and  $0 \leq v \leq 1$ .

**16.5.15.** Answers may vary.

For  $z = 1 - x^2$ :  $\vec{r}(u, v) = \langle u, v, 1 - u^2 \rangle$  with  
 $-1 \leq u \leq 1$  and  $-1 \leq v \leq 2$ .

For  $y = -1$ :  $\vec{r}(u, v) = \langle u, -1, v(1 - u^2) \rangle$  with  
 $-1 \leq u \leq 1$  and  $0 \leq v \leq 1$ .

For  $y = 2$ :  $\vec{r}(u, v) = \langle u, 2, v(1 - u^2) \rangle$  with  
 $-1 \leq u \leq 1$  and  $0 \leq v \leq 1$ .

For  $z = 0$ :  $\vec{r}(u, v) = \langle u, v, 0 \rangle$  with  $-1 \leq u \leq 1$   
and  $-1 \leq v \leq 2$ .

**16.5.17.**  $S = 2\sqrt{14}$ .

**16.5.19.**  $S = 4\sqrt{3}\pi$ .

**16.5.21.**  $S = \int_0^3 \int_0^{2\pi} \sqrt{v^2 + 4v^4} \, du \, dv =$   
 $(37\sqrt{37} - 1)\pi/6 \approx 117.319$ .

**16.5.23.**

$S = \int_0^1 \int_{-1}^1 \sqrt{(5u^2 - 5)^2 + 2(1 - u^2)^2} \, du \, dv =$   
 $4\sqrt{3} \approx 6.9282$ .

**16.5.10.** Answers may vary.

For  $z = 2x + 4y - 4$ :  $\vec{r}(u, v) =$   
 $\langle u, 1 - u/2 + uv/2, 2u + 4(1 - u/2 + uv/2) - 4 \rangle$ ,  
with  $0 \leq u \leq 2, 0 \leq v \leq 1$ .

For  $x = 2$ :  $\vec{r}(u, v) = \langle 2, u, 4uv \rangle$ , with  $0 \leq u \leq 1$ ,  
 $0 \leq v \leq 1$

For  $y = 1$ :  $\vec{r}(u, v) = \langle u, 1, 2uv \rangle$ , with  $0 \leq u \leq 2$ ,  
 $0 \leq v \leq 1$

For  $z = 0$ :  $\vec{r}(u, v) = \langle u, 1 - u/2 + uv/2, 0 \rangle$ , with  
 $0 \leq u \leq 2, 0 \leq v \leq 1$

**16.5.12.** Answers may vary.

For  $y = 1 - z^2$ :  
 $\vec{r}(u, v) = \langle u, v(1 - u^2), \sqrt{1 - v(1 - u^2)} \rangle$  with  
 $0 \leq u \leq 1$  and  $0 \leq v \leq 1$ .

For  $y = 1 - x^2$ :  $\vec{r}(u, v) = \langle u, 1 - u^2, uv \rangle$  with  
 $0 \leq u \leq 1$  and  $0 \leq v \leq 1$ .

For  $x = 0$ :  $\vec{r}(u, v) = \langle 0, v(1 - u^2), u \rangle$  with  
 $0 \leq u \leq 1$  and  $0 \leq v \leq 1$ .

For  $y = 0$ :  $\vec{r}(u, v) = \langle u, 0, v \rangle$  with  $0 \leq u \leq 1$  and  
 $0 \leq v \leq 1$ .

For  $z = 0$ :  $\vec{r}(u, v) = \langle u, v(1 - u^2), 0 \rangle$  with  
 $0 \leq u \leq 1$  and  $0 \leq v \leq 1$ .

**16.5.14.** Answers may vary.

For  $x^2 + y^2 = (z - 1)^2$ :  
 $\vec{r}(u, v) = \langle v \cos u, v \sin u, 1 - v \rangle$  with  $0 \leq u \leq 2\pi$   
and  $0 \leq v \leq 1$ .

For  $z = 0$ :  $\vec{r}(u, v) = \langle v \cos u, v \sin u, 0 \rangle$  with  
 $0 \leq u \leq 2\pi$  and  $0 \leq v \leq 1$ .

**16.5.16.** Answers may vary.

For  $z = 4 - x^2 - 4y^2$ :  $\vec{r}(u, v) =$   
 $\langle 2v \cos u, v \sin u, 4 - (2v \cos u)^2 - 4(v \sin u)^2 \rangle$  with  
 $0 \leq u \leq 2\pi$  and  $0 \leq v \leq 1$ .

For  $z = 0$ :  $\vec{r}(u, v) = \langle 2v \cos u, v \sin u, 0 \rangle$  with  
 $0 \leq u \leq 2\pi$  and  $0 \leq v \leq 1$ .

**16.5.18.**  $S = \sqrt{6}/2$ .

**16.5.20.**  $S = 3\sqrt{3}\pi$ .

**16.5.22.**

$S = \int_0^1 \int_0^1 \sqrt{v^2 + 4u^2v^2 + 4v^4} \, du \, dv \approx 0.931$ .

**16.5.24.**  $S = \int_0^1 \int_0^{2\pi} \sqrt{v^2 + 4v^4} \, du \, dv =$   
 $(5\sqrt{5} - 1)\pi/6 \approx 5.330$ .

**16.6 • Surface Integrals****16.6 • Exercises**

**Terms and Concepts****16.6.1.** curve; surface**16.6.2.** Answers will vary; in general, it means that more of the vector field passes through the surface opposite the direction of the normal vector than in the same direction of the normal vector.**16.6.3.** outside**16.6.4.****Problems****16.6.5.**  $240\sqrt{3}$ **16.6.6.**  $40\pi$ **16.6.7.** 24**16.6.8.** 15**16.6.9.** 0**16.6.10.** 0**16.6.11.**  $-1/2$ **16.6.12.**  $\pi$ **16.6.13.** 0; the flux over  $S_1$  is  $-45\pi$  and the flux over  $S_2$  is  $45\pi$ .**16.6.14.**  $9\pi/8$ ; the flux over  $S_1$  is  $3\pi/4$  (use  $\vec{r}(u, v) = \langle \sin u \cos v, \sin u \sin v, \cos u \rangle$  on  $\pi/3 \leq u \leq \pi, 0 \leq v \leq 2\pi$ ) and the flux over  $S_2$  is  $3\pi/8$  (use  $\vec{r}(u, v) = \langle v\sqrt{3} \cos(u)/2, v\sqrt{3} \sin(u)/2, 1/2 \rangle$  for  $0 \leq u \leq 2\pi, 0 \leq v \leq 1$ ).**16.7 • The Divergence Theorem and Stokes' Theorem****16.7 • Exercises****Terms and Concepts****16.7.1.** Answers will vary; in [Section 16.4](#), the Divergence Theorem connects outward flux over a closed curve in the plane to the divergence of the vector field, whereas in this section the Divergence Theorem connects outward flux over a closed surface in space to the divergence of the vector field.**16.7.2.** Divergence.**16.7.3.** Curl.**16.7.4.** Green's Theorem.**Problems****16.7.5.** Outward flux across the plane  $z = 2 - x/2 - 2y/3$  is 14; across the plane  $z = 0$  the outward flux is  $-8$ ; across the planes  $x = 0$  and  $y = 0$  the outward flux is 0.

Total outward flux: 14.

$$\iint_D \operatorname{div} \vec{F} dV = \int_0^4 \int_0^{3-3x/4} \int_0^{2-x/2-2y/3} (2x+2y) dz dy dx = 14.$$

**16.7.7.** Outward flux across the surface  $z = xy(3-x)(3-y)$  is 252; across the plane  $z = 0$  the outward flux is  $-9$ .

Total outward flux: 243.

$$\iint_D \operatorname{div} \vec{F} dV = \int_0^3 \int_0^3 \int_0^{xy(3-x)(3-y)} 12 dz dy dx = 243.$$

**16.7.6.** Outward flux across the cylinder  $x^2 + y^2 = 1$  is 0; across the plane  $z = 3$  the outward flux is  $3\pi$ ; across the plane  $z = -3$  the outward flux is  $3\pi$ .Total outward flux:  $6\pi$ .

$$\iint_D \operatorname{div} \vec{F} dV = \int_0^{2\pi} \int_0^1 \int_{-3}^3 r dz dr d\theta = 6\pi.$$

**16.7.8.** Outward flux across the paraboloid is  $112\pi/3$ ; across the disk the outward flux is 0.Total outward flux:  $112\pi/3$ .

$$\iint_D \operatorname{div} \vec{F} dV = \int_0^{2\pi} \int_0^2 \int_0^{4-r^2} (2z+2)r dz dr d\theta = 112\pi/3.$$

**16.7.9.** Circulation on  $C$ :  $\oint_C \vec{F} \cdot d\vec{r} = \pi$

$$\iint_S (\text{curl } \vec{F}) \cdot \vec{n} \, dS = \pi.$$

**16.7.11.** Circulation on  $C$ : The flow along the line from  $(0, 0, 2)$  to  $(4, 0, 0)$  is 0; from  $(4, 0, 0)$  to  $(0, 3, 0)$  it is  $-6$ , and from  $(0, 3, 0)$  to  $(0, 0, 2)$  it is 6. The total circulation is  $0 + (-6) + 6 = 0$ .

$$\iint_S (\text{curl } \vec{F}) \cdot \vec{n} \, dS = \iint_S 0 \, dS = 0.$$

**16.7.13.**  $128/225$

**16.7.15.**  $8192/105 \approx 78.019$

**16.7.17.**  $5/3$

**16.7.19.**  $23\pi$

**16.7.21.** Each field has a divergence of 1; by the Divergence Theorem, the total outward flux across  $\mathcal{S}$  is  $\iint_D 1 \, dS$  for each field.

**16.7.23.** Answers will vary. Often the closed surface  $\mathcal{S}$  is composed of several smooth surfaces. To measure total outward flux, this may require evaluating multiple double integrals. Each double integral requires the parametrization of a surface and the computation of the cross product of partial derivatives. One triple integral may require less work, especially as the divergence of a vector field is generally easy to compute.

**16.7.10.** Circulation on  $C$ :  $\oint_C \vec{F} \cdot d\vec{r} = \pi$

$$\iint_S (\text{curl } \vec{F}) \cdot \vec{n} \, dS = \pi.$$

**16.7.12.** Circulation on  $C$ : The flow along the parabola is  $-32/15$ ; the flow along the line is  $4/3$ . The total circulation is  $4/3 - 32/15 = -4/5$ .

$$\iint_S (\text{curl } \vec{F}) \cdot \vec{n} \, dS = -4/5.$$

**16.7.14.** 8

**16.7.16.**  $64/3$

**16.7.18.**  $8\pi$

**16.7.20.** 0

**16.7.22.**

(a)  $\text{curl } \vec{F} = 1$ .

(b)  $\text{curl } \vec{F} \cdot \vec{n} = 1$ , where  $\vec{n}$  is a unit vector normal to  $\mathcal{S}$ .

**16.7.24.** Answers will vary. Often the closed curve  $C$  is composed of several smooth curves. To measure the total circulation, one may have to evaluate line integrals along each curve. Each line integral requires the parametrization of its curve. It may be less work to evaluate one single double (i.e., surface) integral.

# Appendix B

## Quick Reference

### B.1 Differentiation Formulas

#### List B.1.1 Derivative Rules

1.  $\frac{d}{dx}(cx) = c$
2.  $\frac{d}{dx}(u \pm v) = u' \pm v'$
3.  $\frac{d}{dx}(u \cdot v) = uv' + u'v$
4.  $\frac{d}{dx}\left(\frac{u}{v}\right) = \frac{vu' - uv'}{v^2}$
5.  $\frac{d}{dx}(u(v)) = u'(v)v'$
6.  $\frac{d}{dx}(c) = 0$
7.  $\frac{d}{dx}(x) = 1$

#### List B.1.2 Derivatives of Elementary Functions

1.  $\frac{d}{dx}(x^n) = nx^{n-1}$
2.  $\frac{d}{dx}(e^x) = e^x$
3.  $\frac{d}{dx}(a^x) = \ln a \cdot a^x$
4.  $\frac{d}{dx}(\ln x) = \frac{1}{x}$
5.  $\frac{d}{dx}(\log_a x) = \frac{1}{\ln a} \cdot \frac{1}{x}$
6.  $\frac{d}{dx}(\sin x) = \cos x$
7.  $\frac{d}{dx}(\cos x) = -\sin x$
8.  $\frac{d}{dx}(\csc x) = -\csc x \cot x$
9.  $\frac{d}{dx}(\sec x) = \sec x \tan x$
10.  $\frac{d}{dx}(\tan x) = \sec^2 x$
11.  $\frac{d}{dx}(\cot x) = -\csc^2 x$
12.  $\frac{d}{dx}(\cosh x) = \sinh x$
13.  $\frac{d}{dx}(\sinh x) = \cosh x$
14.  $\frac{d}{dx}(\operatorname{sech} x) = -\operatorname{sech} x \tanh x$
15.  $\frac{d}{dx}(\tanh x) = \operatorname{sech}^2 x$
16.  $\frac{d}{dx}(\operatorname{csch} x) = -\operatorname{csch} x \coth x$
17.  $\frac{d}{dx}(\coth x) = -\operatorname{csch}^2 x$

**List B.1.3 Derivatives of Inverse Functions**

1.  $\frac{d}{dx}(\sin^{-1} x) = \frac{1}{\sqrt{1-x^2}}$

2.  $\frac{d}{dx}(\cos^{-1} x) = \frac{-1}{\sqrt{1-x^2}}$

3.  $\frac{d}{dx}(\csc^{-1} x) = \frac{-1}{|x|\sqrt{x^2-1}}$

4.  $\frac{d}{dx}(\sec^{-1} x) = \frac{1}{|x|\sqrt{x^2-1}}$

5.  $\frac{d}{dx}(\tan^{-1} x) = \frac{1}{1+x^2}$

6.  $\frac{d}{dx}(\cot^{-1} x) = \frac{-1}{1+x^2}$

7.  $\frac{d}{dx}(\cosh^{-1} x) = \frac{1}{\sqrt{x^2-1}}$

8.  $\frac{d}{dx}(\sinh^{-1} x) = \frac{1}{\sqrt{x^2+1}}$

9.  $\frac{d}{dx}(\operatorname{sech}^{-1} x) = \frac{-1}{x\sqrt{1-x^2}}$

10.  $\frac{d}{dx}(\operatorname{csch}^{-1} x) = \frac{-1}{|x|\sqrt{1+x^2}}$

11.  $\frac{d}{dx}(\tanh^{-1} x) = \frac{1}{1-x^2}$

12.  $\frac{d}{dx}(\coth^{-1} x) = \frac{1}{1-x^2}$

**B.2 Integration Formulas****List B.2.1 Basic Rules**

1.  $\int c \cdot f(x) dx = c \int f(x) dx$

3.  $\int 0 dx = C$

2.  $\int (f(x) \pm g(x)) dx = \int f(x) dx \pm \int g(x) dx$

4.  $\int 1 dx = x + C$

**List B.2.2 Integrals of Elementary (non-Trig) Functions**

1.  $\int e^x dx = e^x + C$

4.  $\int \frac{1}{x} dx = \ln|x| + C$

2.  $\int \ln x dx = x \ln x - x + C$

5.  $\int x^n dx = \frac{1}{n+1} x^{n+1} + C, n \neq -1$

3.  $\int a^x dx = \frac{1}{\ln a} \cdot a^x + C$

**List B.2.3 Integrals Involving Trigonometric Functions**

1.  $\int \cos x dx = \sin x + C$

2.  $\int \sin x dx = -\cos x + C$

3.  $\int \tan x dx = -\ln|\cos x| + C$

4.  $\int \sec x dx = \ln|\sec x + \tan x| + C$

5.  $\int \csc x dx = -\ln|\csc x + \cot x| + C$



$$6. \int \cot x \, dx = \ln |\sin x| + C$$

$$7. \int \sec^2 x \, dx = \tan x + C$$

$$8. \int \csc^2 x \, dx = -\cot x + C$$

$$9. \int \sec x \tan x \, dx = \sec x + C$$

$$10. \int \csc x \cot x \, dx = -\csc x + C$$

$$11. \int \cos^2 x \, dx = \frac{1}{2}x + \frac{1}{4}\sin(2x) + C$$

$$12. \int \sin^2 x \, dx = \frac{1}{2}x - \frac{1}{4}\sin(2x) + C$$

$$13. \int \frac{1}{x^2 + a^2} \, dx = \frac{1}{a} \tan^{-1} \left( \frac{x}{a} \right) + C$$

$$14. \int \frac{1}{\sqrt{a^2 - x^2}} = \sin^{-1} \left( \frac{x}{a} \right) + C$$

$$15. \int \frac{1}{x\sqrt{x^2 - a^2}} = \frac{1}{a} \sec^{-1} \left( \frac{|x|}{a} \right) + C$$

#### List B.2.4 Integrals Involving Hyperbolic Functions

$$1. \int \cosh x \, dx = \sinh x + C$$

$$2. \int \sinh x \, dx = \cosh x + C$$

$$3. \int \tanh x \, dx = \ln(\cosh x) + C$$

$$4. \int \coth x \, dx = \ln |\sinh x| + C$$

$$5. \int \frac{1}{\sqrt{x^2 - a^2}} \, dx = \ln \left| x + \sqrt{x^2 - a^2} \right| + C$$

$$6. \int \frac{1}{\sqrt{x^2 + a^2}} \, dx = \ln \left| x + \sqrt{x^2 + a^2} \right| + C$$

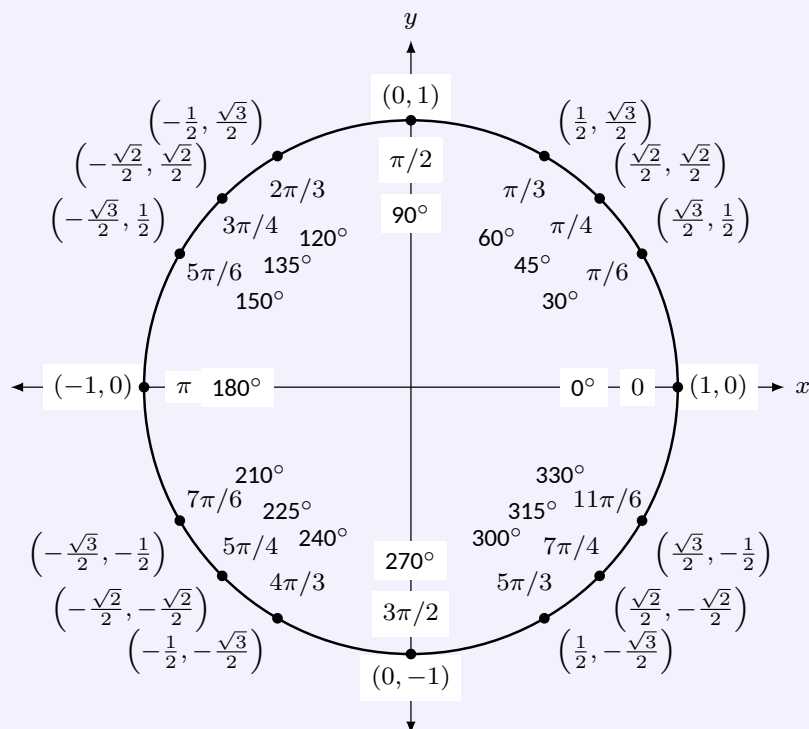
$$7. \int \frac{1}{a^2 - x^2} \, dx = \frac{1}{2a} \ln \left| \frac{a+x}{a-x} \right| + C$$

$$8. \int \frac{1}{x\sqrt{a^2 - x^2}} \, dx = \frac{1}{a} \ln \left( \frac{x}{a + \sqrt{a^2 - x^2}} \right) + C$$

$$9. \int \frac{1}{x\sqrt{x^2 + a^2}} = \frac{1}{a} \ln \left| \frac{x}{a + \sqrt{x^2 + a^2}} \right| + C$$

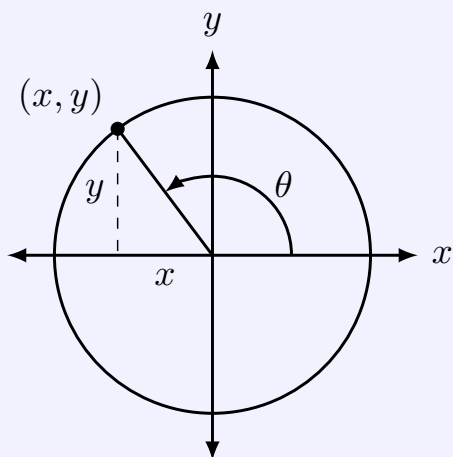
## B.3 Trigonometry Reference

The Unit Circle.



### B.3.1 Definitions of the Trigonometric Functions

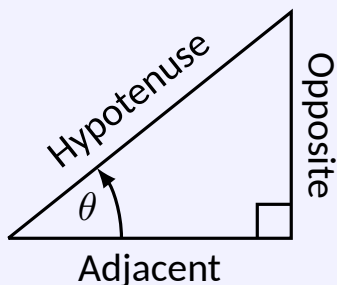
Unit Circle Definition.



$$\sin \theta = y \quad \cos \theta = x$$

$$\csc \theta = \frac{1}{y} \quad \sec \theta = \frac{1}{x}$$

$$\tan \theta = \frac{y}{x} \quad \cot \theta = \frac{x}{y}$$

**Right Triangle Definition.**

$$\sin \theta = \frac{O}{H} \quad \csc \theta = \frac{H}{O}$$

$$\cos \theta = \frac{A}{H} \quad \sec \theta = \frac{H}{A}$$

$$\tan \theta = \frac{O}{A} \quad \cot \theta = \frac{A}{O}$$

**B.3.2 Common Trigonometric Identities**

$$1. \sin^2 x + \cos^2 x = 1$$

$$2. \tan^2 x + 1 = \sec^2 x$$

$$3. 1 + \cot^2 x = \csc^2 x$$

**List B.3.1 Pythagorean Identities**

$$1. \sin 2x = 2 \sin x \cos x$$

2.

$$\begin{aligned} \cos 2x &= \cos^2 x - \sin^2 x \\ &= 2 \cos^2 x - 1 \\ &= 1 - 2 \sin^2 x \end{aligned}$$

$$3. \tan 2x = \frac{2 \tan x}{1 - \tan^2 x}$$

**List B.3.2 Double Angle Formulas**

$$1. \sin \left( \frac{\pi}{2} - x \right) = \cos x$$

$$2. \cos \left( \frac{\pi}{2} - x \right) = \sin x$$

$$3. \tan \left( \frac{\pi}{2} - x \right) = \cot x$$

$$4. \csc \left( \frac{\pi}{2} - x \right) = \sec x$$

$$5. \sec \left( \frac{\pi}{2} - x \right) = \csc x$$

$$6. \cot \left( \frac{\pi}{2} - x \right) = \tan x$$

**List B.3.3 Cofunction Identities**

$$1. \sin(-x) = -\sin x$$

$$2. \cos(-x) = \cos x$$

$$3. \tan(-x) = -\tan x$$

$$4. \csc(-x) = -\csc x$$

$$5. \sec(-x) = \sec x$$

$$6. \cot(-x) = -\cot x$$

**List B.3.4 Even/Odd Identities**

$$1. \sin^2 x = \frac{1 - \cos 2x}{2}$$

$$2. \cos^2 x = \frac{1 + \cos 2x}{2}$$

$$3. \tan^2 x = \frac{1 - \cos 2x}{1 + \cos 2x}$$

**List B.3.5 Power-Reducing Formulas**

$$1. \sin x + \sin y = 2 \sin \left( \frac{x+y}{2} \right) \cos \left( \frac{x-y}{2} \right)$$

$$2. \sin x - \sin y = 2 \sin \left( \frac{x-y}{2} \right) \cos \left( \frac{x+y}{2} \right)$$

$$3. \cos x + \cos y = 2 \cos \left( \frac{x+y}{2} \right) \cos \left( \frac{x-y}{2} \right)$$

$$4. \cos x - \cos y = -2 \sin \left( \frac{x+y}{2} \right) \sin \left( \frac{x-y}{2} \right)$$

**List B.3.6 Sum to Product Formulas****List B.3.7 Product to Sum Formulas**

$$1. \sin x \sin y = \frac{1}{2} (\cos(x-y) - \cos(x+y))$$

$$2. \cos x \cos y = \frac{1}{2} (\cos(x-y) + \cos(x+y))$$

$$3. \sin x \cos y = \frac{1}{2} (\sin(x+y) + \sin(x-y))$$

**List B.3.8 Angle Sum/Difference Formulas**

$$1. \sin(x \pm y) = \sin x \cos y \pm \cos x \sin y$$

$$2. \cos(x \pm y) = \cos x \cos y \mp \sin x \sin y$$

$$3. \tan(x \pm y) = \frac{\tan x \pm \tan y}{1 \mp \tan x \tan y}$$

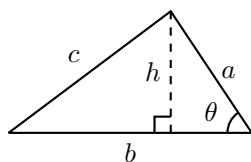
**B.4 Areas and Volumes****Triangles**

$$h = a \sin \theta$$

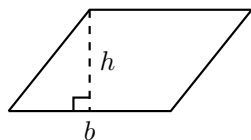
$$\text{Area} = \frac{1}{2}bh$$

Law of Cosines:

$$c^2 = a^2 + b^2 - 2ab \cos \theta$$

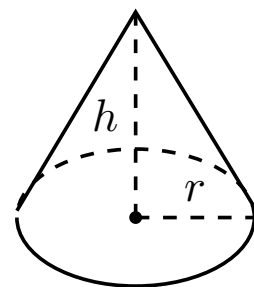
**Parallelograms**

$$\text{Area} = bh$$

**Right Circular Cone**

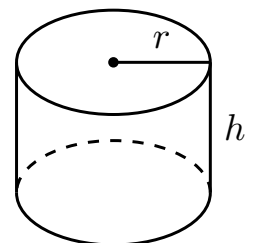
$$\text{Volume} = \frac{1}{3}\pi r^2 h$$

$$\text{Surface Area} = \pi r \sqrt{r^2 + h^2} + \pi r^2$$

**Right Circular Cylinder**

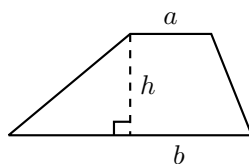
$$\text{Volume} = \pi r^2 h$$

$$\text{Surface Area} = 2\pi r h + 2\pi r^2$$



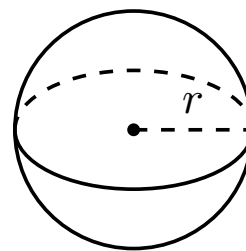
**Trapezoids**

$$\text{Area} = \frac{1}{2}(a + b)h$$

**Sphere**

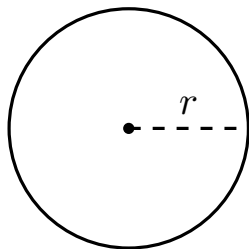
$$\text{Volume} = \frac{4}{3}\pi r^3$$

$$\text{Surface Area} = 4\pi r^2$$

**Circles**

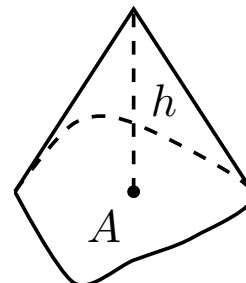
$$\text{Area} = \pi r^2$$

$$\text{Circumference} = 2\pi r$$

**General Cone**

$$\text{Area of Base} = A$$

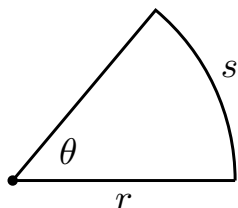
$$\text{Volume} = \frac{1}{3}Ah$$

**Sectors of Circles**

$\theta$  in radians

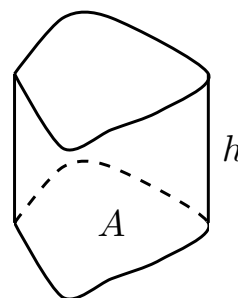
$$\text{Area} = \frac{1}{2}\theta r^2$$

$$s = r\theta$$

**General Right Cylinder**

$$\text{Area of Base} = A$$

$$\text{Volume} = Ah$$

**B.5 Algebra****Factors and Zeros of Polynomials.**

Let  $p(x) = a_n x^n + a_{n-1} x^{n-1} + \cdots + a_1 x + a_0$  be a polynomial. If  $p(a) = 0$ , then  $a$  is a *zero* of the polynomial and a solution of the equation  $p(x) = 0$ . Furthermore,  $(x - a)$  is a *factor* of the polynomial.

**Fundamental Theorem of Algebra.**

An  $n$ th degree polynomial has  $n$  (not necessarily distinct) zeros. Although all of these zeros may be imaginary, a real polynomial of odd degree must have at least one real zero.

**Quadratic Formula.**

If  $p(x) = ax^2 + bx + c$ , and  $0 \leq b^2 - 4ac$ , then the real zeros of  $p$  are  $x = (-b \pm \sqrt{b^2 - 4ac})/2a$

**Special Factors.**

$$x^2 - a^2 = (x - a)(x + a)$$

$$x^3 - a^3 = (x - a)(x^2 + ax + a^2)$$

$$x^3 + a^3 = (x + a)(x^2 - ax + a^2)$$

$$x^4 - a^4 = (x^2 - a^2)(x^2 + a^2)$$

$$(x + y)^n = x^n + nx^{n-1}y + \frac{n(n-1)}{2!}x^{n-2}y^2 + \cdots + nxy^{n-1} + y^n$$

$$(x - y)^n = x^n - nx^{n-1}y + \frac{n(n-1)}{2!}x^{n-2}y^2 - \cdots \pm nxy^{n-1} \mp y^n$$

**Binomial Theorem.**

$$(x + y)^2 = x^2 + 2xy + y^2$$

$$(x - y)^2 = x^2 - 2xy + y^2$$

$$(x + y)^3 = x^3 + 3x^2y + 3xy^2 + y^3$$

$$(x - y)^3 = x^3 - 3x^2y + 3xy^2 - y^3$$

$$(x + y)^4 = x^4 + 4x^3y + 6x^2y^2 + 4xy^3 + y^4$$

$$(x - y)^4 = x^4 - 4x^3y + 6x^2y^2 - 4xy^3 + y^4$$

**Rational Zero Theorem.**

If  $p(x) = a_nx^n + a_{n-1}x^{n-1} + \cdots + a_1x + a_0$  has integer coefficients, then every *rational zero* of  $p$  is of the form  $x = r/s$ , where  $r$  is a factor of  $a_0$  and  $s$  is a factor of  $a_n$ .

**Factoring by Grouping.**

$$acx^3 + adx^2 + bcx + bd = ax^2(cx + d) + b(cx + d) = (ax^2 + b)(cx + d)$$

**Arithmetic Operations.**

$$ab + ac = a(b + c)$$

$$\frac{\left(\frac{a}{b}\right)}{\left(\frac{c}{d}\right)} = \left(\frac{a}{b}\right) \left(\frac{d}{c}\right) = \frac{ad}{bc}$$

$$a \left(\frac{b}{c}\right) = \frac{ab}{c}$$

$$\frac{a}{b} + \frac{c}{d} = \frac{ad + bc}{bd}$$

$$\frac{\left(\frac{a}{b}\right)}{c} = \frac{a}{bc}$$

$$\frac{a - b}{c - d} = \frac{b - a}{d - c}$$

$$\frac{a + b}{c} = \frac{a}{c} + \frac{b}{c}$$

$$\frac{a}{\left(\frac{b}{c}\right)} = \frac{ac}{b}$$

$$\frac{ab + ac}{a} = b + c$$

**Exponents and Radicals.**

$$a^0 = 1, a \neq 0$$

$$\frac{a^x}{a^y} = a^{x-y}$$

$$a^{-x} = \frac{1}{a^x}$$

$$(ab)^x = a^x b^x$$

$$\sqrt[n]{a} = a^{1/n}$$

$$\sqrt[n]{ab} = \sqrt[n]{a} \sqrt[n]{b}$$

$$a^x a^y = a^{x+y}$$

$$\left(\frac{a}{b}\right)^x = \frac{a^x}{b^x}$$

$$(a^x)^y = a^{xy}$$

$$\sqrt{a} = a^{1/2}$$

$$\sqrt[n]{a^m} = a^{m/n}$$

$$\sqrt[n]{\frac{a}{b}} = \frac{\sqrt[n]{a}}{\sqrt[n]{b}}$$

## B.6 Additional Formulas

### Summation Formulas:

$$\begin{aligned}\sum_{i=1}^n c &= cn & \sum_{i=1}^n i &= \frac{n(n+1)}{2} \\ \sum_{i=1}^n i^2 &= \frac{n(n+1)(2n+1)}{6} & \sum_{i=1}^n i^3 &= \left(\frac{n(n+1)}{2}\right)^2\end{aligned}$$

### Trapezoidal Rule:

$$\int_a^b f(x) dx \approx \frac{\Delta x}{2} [f(x_0) + 2f(x_1) + 2f(x_2) + \cdots + 2f(x_{n-1}) + f(x_n)]$$

with Error  $\leq \frac{(b-a)^3}{12n^2} [\max |f''(x)|]$

### Simpson's Rule:

$$\int_a^b f(x) dx \approx \frac{\Delta x}{3} [f(x_0) + 4f(x_1) + 2f(x_2) + 4f(x_3) + \cdots + 2f(x_{n-2}) + 4f(x_{n-1}) + f(x_n)]$$

with Error  $\leq \frac{(b-a)^5}{180n^4} [\max |f^{(4)}(x)|]$

### Arc Length:

$$L = \int_a^b \sqrt{1 + f'(x)^2} dx$$

### Surface of Revolution:

$$2\pi \int_a^b f(x) \sqrt{1 + f'(x)^2} dx$$

(where  $f(x) \geq 0$ )

$$S = 2\pi \int_a^b x \sqrt{1 + f'(x)^2} dx$$

(where  $a, b \geq 0$ )

### Work Done by a Variable Force:

$$W = \int_a^b F(x) dx$$

**Force Exerted by a Fluid:.**

$$F = \int_a^b w d(y) \ell(y) dy$$

**Taylor Series Expansion for  $f(x)$ :.:**

$$p_n(x) = f(c) + f'(c)(x-c) + \frac{f''(c)}{2!}(x-c)^2 + \cdots + \frac{f^{(n)}(c)}{n!}(x-c)^n + \cdots$$

**Maclaurin Series Expansion for  $f(x)$ , where  $c = 0$ :.:**

$$p_n(x) = f(0) + f'(0)x + \frac{f''(0)}{2!}x^2 + \frac{f'''(0)}{3!}x^3 + \cdots + \frac{f^{(n)}(0)}{n!}x^n + \cdots$$

**B.7 Summary of Tests for Series****Table B.7.1**

Test	Series	Condition(s) of Convergence	Condition(s) of Divergence	Comment
$n$ th-Term	$\sum_{n=1}^{\infty} a_n$		$\lim_{n \rightarrow \infty} a_n \neq 0$	Cannot be used to show convergence.
Geometric Series	$\sum_{n=0}^{\infty} r^n$	$ r  < 1$	$ r  \geq 1$	Sum = $\frac{1}{1-r}$
Telescoping Series	$\sum_{n=1}^{\infty} (b_n - b_{n+a})$	$\lim_{n \rightarrow \infty} b_n = L$		Sum = $\left( \sum_{n=1}^a b_n \right) - L$
$p$ -Series	$\sum_{n=1}^{\infty} \frac{1}{(an+b)^p}$	$p > 1$	$p \leq 1$	
Integral Test	$\sum_{n=0}^{\infty} a_n$	$\int_1^{\infty} a(n) dn$ converges	$\int_1^{\infty} a(n) dn$ diverges	$a_n = a(n)$ must be continuous
Direct Comparison	$\sum_{n=0}^{\infty} a_n$	$\sum_{n=0}^{\infty} b_n$ converges and $0 \leq a_n \leq b_n$	$\sum_{n=0}^{\infty} b_n$ diverges and $0 \leq b_n \leq a_n$	
Limit Comparison	$\sum_{n=0}^{\infty} a_n$	$\sum_{n=0}^{\infty} b_n$ converges and $\lim_{n \rightarrow \infty} \frac{a_n}{b_n} \geq 0$	$\sum_{n=0}^{\infty} b_n$ diverges and $\lim_{n \rightarrow \infty} \frac{a_n}{b_n} > 0$	Also diverges if $\lim_{n \rightarrow \infty} \frac{a_n}{b_n} = \infty$
Ratio Test	$\sum_{n=0}^{\infty} a_n$	$\lim_{n \rightarrow \infty} \frac{a_{n+1}}{a_n} < 1$	$\lim_{n \rightarrow \infty} \frac{a_{n+1}}{a_n} > 1$ Also diverges if	$\{a_n\}$ must be positive $\lim_{n \rightarrow \infty} \frac{a_{n+1}}{a_n} = \infty$
Root Test	$\sum_{n=0}^{\infty} a_n$	$\lim_{n \rightarrow \infty} (a_n)^{1/n} < 1$	$\lim_{n \rightarrow \infty} (a_n)^{1/n} > 1$ Also diverges if	$\{a_n\}$ must be positive $\lim_{n \rightarrow \infty} (a_n)^{1/n} = \infty$



# Index

- !, 459
- Absolute Convergence Theorem, 513
- absolute maximum, 131
- absolute minimum, 131
- Absolute Value Theorem, 464
- acceleration, 80, 717
- accumulated error
  - using Euler's method, 431
- Alternating Harmonic Series, 483, 512, 524
- Alternating Series Test, 508
- $a_N$ , 734, 745
- analytic function, 532
- angle of elevation, 722
- antiderivative, 222
  - of vector-valued function, 712
- approximation
  - linear, 194
  - tangent line, 194
- arc length, 396, 571, 595, 714, 739
- arc length parameter, 739, 741
- asymptote
  - horizontal, 53
  - vertical, 52
- $a_T$ , 734, 745
- average rate of change, 703
- average value of a function, 833
- average value of function, 268
- average velocity, 7
- bacterial growth, 449
- Binomial Series, 532
- Bisection Method, 45
- boundary point, 609
- bounded
  - interval, 40
- bounded sequence, 466
  - convergence, 467
- bounded set, 609
- carrying capacity, 429
- center of mass, 848, 849, 851, 852, 880
- Chain Rule, 104
  - multivariable, 759, 762
  - notation, 110
- chain rule
  - as matrix multiplication, 802
- change of variables, 898
- circle of curvature, 743
- circulation, 950
- closed, 609
- closed disk, 609
- concave down, 154
- concave up, 154
- concavity, 154, 569
  - inflection point, 156
  - test for, 156
- conic sections, 543
  - degenerate, 543
  - ellipse, 546
  - hyperbola, 549
  - parabola, 543
- connected, 944
  - simply, 945
- conservative field, 945, 946, 948
- Constant Multiple Rule
  - of derivatives, 87
  - of integration, 226
  - of series, 482
- constrained optimization, 791
- continuity
  - of exponential functions, 20
  - of logarithmic functions, 20
  - of polynomial functions, 19
  - of rational functions, 19
  - of trigonometric functions, 20
- continuous
  - at a point, 39
  - everywhere, 39

- on an interval, 39
- continuous function, 39, 614
  - properties, 42, 615
  - vector-valued, 706
- continuously differentiable, 751
- contour lines, 603
- convergence
  - absolute, 512, 513
  - Alternating Series Test, 508
  - conditional, 512
  - Direct Comparison Test, 493
    - for integration, 361
  - Integral Test, 490
  - interval of, 519
  - Limit Comparison Test, 495
    - for integration, 362
  - $n$ th-term test, 485
  - of geometric series, 477
  - of improper int., 356, 361, 362
  - of monotonic sequences, 470
  - of  $p$ -series, 479
  - of power series, 519
  - of sequence, 462, 467
  - of series, 474
  - radius of, 519
  - Ratio Comparison Test, 501
  - Root Comparison Test, 503
- coordinates
  - cylindrical, 886
  - polar, 576
  - spherical, 889
- critical number, 133
- critical point, 133, 787, 789
- critical value
  - of a function of two variables, 807
- cross product
  - and derivatives, 709
  - applications, 675
    - area of parallelogram, 676
    - torque, 678
    - volume of parallelepiped, 678
  - definition, 672
  - properties, 674
- curl, 934
  - of conservative fields, 948
- curvature, 741
  - and motion, 745
  - equations for, 742
  - of circle, 743
  - radius of, 743
- curve
  - parametrically defined, 556
  - rectangular equation, 556
  - smooth, 562
- curve sketching, 163
- cusp, 562
- cycloid, 702
- cylinder, 634
- cylindrical coordinates, 886
- decreasing function, 146
  - finding intervals, 147
- definite integral, 233
  - and substitution, 298
  - of vector-valued function, 712
  - properties, 234
- del operator, 933
- derivative
  - acceleration, 80
  - as a function, 68
  - at a point, 64
  - basic rules, 85
  - Chain Rule, 104, 110, 759, 762
  - Constant Multiple Rule, 87
  - Constant Rule, 85
  - differential, 194
  - directional, 768, 769, 771, 774
  - exponential functions, 110
  - First Deriv. Test, 149
  - general, 801
  - Generalized Power Rule, 105
  - higher order, 88
    - interpretation, 89
  - hyperbolic funct., 307
  - implicit, 113, 763
  - interpretation, 78
  - inverse function, 124
  - inverse hyper., 311
  - inverse trig., 127
  - logarithmic, 119
  - Mean Value Theorem, 141
  - mixed partial, 623
  - motion, 80
  - multivariable differentiability, 750, 755
  - normal line, 66
  - notation, 68, 88
  - parametric equations, 566
  - partial, 618, 626
  - Power Rule, 85, 99, 118
  - power series, 522
  - Product Rule, 93
  - Quotient Rule, 96
  - Second Deriv. Test, 159
  - Sum/Difference Rule, 86

- tangent line, 64
- trigonometric functions, 97
- vector-valued functions, 707, 709
- velocity, 80
- difference quotient, 7
- differentiability
  - functions of several variables, 799
- differentiable, 64, 750, 755
  - general functions, 797
  - on a closed interval, 73
- differential, 194
  - notation, 194
- differential equation
  - definition, 423
  - first order linear, 441
  - general solution, 424
  - graphical solution, 427
  - implicit solution, 426
  - integrating factor, 442
  - logistic, 428, 452
  - modeling, 449
  - numerical solution, 429
  - order of, 423
  - particular solution, 424
  - separable, 435
- Direct Comparison Test
  - for integration, 361
  - for series, 493
- direction field, *see* slope field
- directional derivative, 768, 769, 771, 774
- directrix, 543, 634
- discontinuity
  - infinite, 43
  - jump, 43
  - removable, 43
- Disk Method, 377
- displacement, 262, 702, 714
- distance
  - between lines, 687
  - between point and line, 687
  - between point and plane, 695
  - between points in space, 632
  - traveled, 724
- divergence, 933, 934
  - Alternating Series Test, 508
  - Direct Comparison Test, 493
    - for integration, 361
  - Integral Test, 490
  - Limit Comparison Test, 495
    - for integration, 362
  - $n$ th-term test, 485
  - of geometric series, 477
  - of improper int., 356, 361, 362
  - of  $p$ -series, 479
  - of sequence, 462
  - of series, 474
  - Ratio Comparison Test, 501
  - Root Comparison Test, 503
- Divergence Theorem
  - in space, 979
  - in the plane, 956
- dot product
  - and derivatives, 709
  - definition, 660
  - properties, 660, 661
- double integral, 827, 828
  - in polar, 838
  - properties, 830
- eccentricity, 548, 550
- elementary function, 272
- ellipse
  - definition, 546
  - eccentricity, 548
  - parametric equations, 561
  - reflective property, 548
  - standard equation, 546
- Euler's Method, 430
- Euler's method
  - accumulated error, 431
- everywhere continuous, 39
- exponential function
  - continuity of, 20
- extrema
  - absolute, 131, 787
  - and First Deriv. Test, 149
  - and Second Deriv. Test, 159
  - finding, 134
  - relative, 132, 787
- Extreme Value Theorem, 132, 791
- extreme values, 131
- factorial, 459
- First Derivative Test, 149
- first octant, 632
- floor function, 39
- flow, 950, 951
- fluid pressure/force, 415, 416
- flux, 950, 951, 973, 974
- focus, 543, 546, 549
- Fubini's Theorem, 828
- function
  - continuous, 39
  - floor, 39

- of three variables, 605
- of two variables, 601
- vector-valued, 699
- Fundamental Theorem of Calculus, 259, 260
- and Chain Rule, 264
- Fundamental Theorem of Line Integrals, 944, 946
- Gabriel's Horn, 401
- Gauss's Law, 982
- general solution
  - of a differential equation, 424
- Generalized Power Rule, 105
- geometric series, 476, 477
- gradient, 769, 771, 774, 784
  - and level curves, 771
  - and level surfaces, 784
- Green's Theorem, 953, 954
- half life, 457
- Harmonic Series, 483
- Head To Tail Rule, 650
- Hooke's Law, 408
- hyperbola
  - definition, 549
  - eccentricity, 550
  - parametric equations, 561
  - reflective property, 551
  - standard equation, 549
- hyperbolic function
  - definition, 304
  - derivatives, 307
  - identities, 307
  - integrals, 307
  - inverse, 309
    - derivative, 311
    - integration, 312
    - logarithmic def., 310
- image
  - of a point, 900
  - of a subset, 900
- implicit differentiation, 113, 763
- improper integration, 356, 359
- incompressible vector field, 933
- increasing function, 146
  - finding intervals, 147
- indefinite integral, 222
  - of vector-valued function, 712
- indeterminate form, 3, 52, 215, 217
- inflection point, 156
- initial condition, 424
- initial point, 647
- initial value problem, 227
  - for differential equations, 424
- Integral Test, 490
- integration
  - arc length, 396
  - area, 233, 820
  - area between curves, 265, 368
  - average value, 268
  - by parts, 319
  - by substitution, 287
  - definite, 233
    - and substitution, 298
    - properties, 234
    - Riemann Sums, 254
  - displacement, 262
  - distance traveled, 724
  - double, 827
  - fluid force, 415, 416
  - Fun. Thm. of Calc., 259, 260
  - general application technique, 366
  - hyperbolic funct., 307
  - improper, 356, 359, 361, 362
  - indefinite, 222
  - inverse hyperbolic, 312
  - iterated, 819
  - Mean Value Theorem, 267
  - multiple, 819
  - notation, 223, 233, 260, 819
  - numerical, 272
    - Left/Right Hand Rule, 272, 280
    - Simpson's Rule, 278, 280, 281
    - Trapezoidal Rule, 275, 280, 281
  - of multivariable functions, 817
  - of power series, 522
  - of trig. functions, 292
  - of trig. powers, 329, 333
  - of vector-valued function, 712
  - of vector-valued functions, 712
  - partial fraction decomp., 348
  - Power Rule, 226
  - Sum/Difference Rule, 226
  - surface area, 399, 572, 596
  - trig. subst., 340
  - triple, 866, 877, 879
  - volume
    - cross-sectional area, 376
    - Disk Method, 377

- Shell Method, 387, 391
- Washer Method, 380, 391
- with cylindrical coordinates, 887
- with spherical coordinates, 891
- work, 405
- interior point, 609
- Intermediate Value Theorem, 44
- interval of convergence, 519
- inverse
  - of a transformation, 911
- iterated integration, 819, 827, 828, 866, 877, 879
  - changing order, 822
  - properties, 830, 872
- Jacobian
  - of a transformation, 902
- Jacobian matrix, 801
- l'Hospital's Rule
  - infinity over infinity, 214
  - zero over zero, 213
- Lagrange multipliers, 806
- lamina, 845
- Left Hand Rule, 243, 247, 272
- Left/Right Hand Rule, 280
- level curves, 603, 771
- level surface, 606, 784
- limit
  - Absolute Value Theorem, 464
  - at infinity, 53
  - definition, 11
  - difference quotient, 7
  - does not exist, 5, 32
  - indeterminate form, 3, 24, 52, 215, 217
  - l'Hospital's Rule, 213, 214
  - left-handed, 30
  - of exponential functions, 20
  - of infinity, 50
  - of logarithmic functions, 20
  - of multivariable function, 610, 611, 616
  - of polynomial functions, 19
  - of rational functions, 19
  - of sequence, 462
  - of trigonometric functions, 20
  - of vector-valued functions, 705
  - one-sided, 30
  - properties, 18, 611
  - pseudo-definition, 3
  - right-handed, 30
  - Squeeze Theorem, 22
- Limit Comparison Test
  - for integration, 362
  - for series, 495
- line integral
  - Fundamental Theorem, 944, 946
  - over scalar field, 922, 923, 940
  - over vector field, 941
  - path independent, 945, 946
  - properties over a scalar field, 927
  - properties over a vector field, 943
- linear function, 797
- linearization, 194, 796
  - functions of several variables, 798
- lines, 682
  - distances between, 687
  - equations for, 683
  - intersecting, 684
  - parallel, 684
  - skew, 684
- logarithmic differentiation, 119
- logarithmic function
  - continuity of, 20
- Maclaurin Polynomial
  - definition, 203
- Maclaurin Polynomial | see {Taylor Polynomial}, 203
- Maclaurin Series
  - definition, 529
- Maclaurin Series | see {Taylor Series}, 529
- magnitude of vector, 647
- mass, 845, 846, 880, 927
  - center of, 848, 927
- matrix
  - Jacobian, 801
- maximum
  - absolute, 131, 787
  - and First Deriv. Test, 149
  - and Second Deriv. Test, 159
  - relative/local, 132, 787, 790
- Mean Value Theorem
  - of differentiation, 141
  - of integration, 267
- Midpoint Rule, 243, 247
- minimum
  - absolute, 131, 787

- and First Deriv. Test, 149, 159
- relative/local, 132, 787, 790
- moment, 850, 852, 880
- monotonic sequence, 467
- multi-index notation, 813
- multiple integration | see {iterated integration}, 819
- multivariable function, 601, 605
  - continuity, 614–616, 751, 756
  - differentiability, 750, 751, 755, 756
  - domain, 601, 605
  - level curves, 603
  - level surface, 606
  - limit, 610, 611, 616
  - range, 601, 605
- Möbius band, 960
- Newton's Law of Cooling, 450
- Newton's Method, 172
- norm, 647
- normal line, 66, 566, 780
- normal vector, 691
- $n$ th-term test, 485
- numerical integration, 272
  - Left/Right Hand Rule, 272, 280
  - Simpson's Rule, 278, 280
    - error bounds, 281
  - Trapezoidal Rule, 275, 280
    - error bounds, 281
- octant
  - first, 632
- one to one, 960
- one-to-one, 900
- onto, 900
- open, 609
- open ball, 616
- open disk, 609
- optimization, 186
  - constrained, 791
  - with Lagrange multipliers, 806
- order
  - of a differential equation, 423
- orientable, 960
- orientation, 906
- orthogonal, 663, 780
  - decomposition, 667
- orthogonal decomposition of
  - vectors, 667
- orthogonal projection, 665
- osculating circle, 743
- outer unit normal vector, 979
- $p$ -series, 479
- parabola
  - definition, 543
  - general equation, 544
  - reflective property, 545
- parallel vectors, 653
- Parallelogram Law, 650
- parametric equations
  - arc length, 571
  - concavity, 569
  - definition, 556
  - finding  $\frac{d^2y}{dx^2}$ , 569
  - finding  $\frac{dy}{dx}$ , 566
  - normal line, 566
  - of a surface, 960
  - surface area, 572
  - tangent line, 566
- parametrized surface, 960
- partial derivative, 618, 626
  - high order, 627
  - meaning, 620
  - mixed, 623
  - second derivative, 623
  - total differential, 749, 755
- partition, 249
  - size of, 249
- path independent, 945, 946
- perpendicular | see {orthogonal}, 663
- piecewise smooth curve, 926
- planes
  - coordinate plane, 633
  - distance between point and plane, 695
  - equations of, 691
  - introduction, 633
  - normal vector, 691
  - tangent, 783
- point of inflection, 156
- polar
  - coordinates, 576
  - function
    - arc length, 595
    - gallery of graphs, 582
    - surface area, 596
  - functions, 579
    - area, 592
    - area between curves, 594
    - finding  $\frac{dy}{dx}$ , 590
    - graphing, 579
- polar coordinates, 576
- plotting points, 576
- polynomial function
  - continuity of, 19

- potential function, 938, 946
- Power Rule
  - differentiation, 85, 93, 99, 118
  - integration, 226
- power series, 518
  - algebra of, 534
  - convergence, 519
  - derivatives and integrals, 522
- projectile motion, 722, 735
- quadric surface
  - definition, 638
  - ellipsoid, 640
  - elliptic cone, 640
  - elliptic paraboloid, 639
  - gallery, 639, 641
  - hyperbolic paraboloid, 641
  - hyperboloid of one sheet, 640
  - hyperboloid of two sheets, 641
  - sphere, 640
  - trace, 638
- Quotient Rule, 96
- $\mathbb{R}$ , 647
- radius of convergence, 519
- radius of curvature, 743
- Ratio Comparison Test
  - for series, 501
- rational function
  - continuity of, 19
- rearrangements of series, 513
- reduction formula
  - trigonometric integral, 336
- regular value, 807
- Related Rates, 177
- related rates, 177
- Riemann Sum, 243, 246, 249
  - and definite integral, 254
- Right Hand Rule, 243, 247, 272
- right hand rule
  - of Cartesian coordinates, 631
  - of the cross product, 675
- Rolle's Theorem, 141
- Root Comparison Test
  - for series, 503
- saddle point, 789, 790
- Second Derivative Test, 159, 790
- sensitivity analysis, 754
- separation of variables, 435
- sequence
  - Absolute Value Theorem, 464
  - positive, 493
- sequences
  - boundedness, 466
  - convergent, 462, 467, 470
  - definition, 459
  - divergent, 462
  - limit, 462
  - limit properties, 465
  - monotonic, 467
- series
  - absolute convergence, 512
  - Absolute Convergence Theorem, 513
  - alternating, 508
    - Approximation Theorem, 510
  - Alternating Series Test, 508
  - Binomial, 532
  - conditional convergence, 512
  - convergent, 474
  - definition, 474
  - Direct Comparison Test, 493
  - divergent, 474
  - geometric, 476, 477
  - Integral Test, 490
  - interval of convergence, 519
  - Limit Comparison Test, 495
  - Maclaurin, 529
  - $n$ th-term test, 485
  - $p$ -series, 479
  - partial sums, 474
  - power, 518, 519
    - derivatives and integrals, 522
  - properties, 482
  - radius of convergence, 519
  - Ratio Comparison Test, 501
  - rearrangements, 513
  - Root Comparison Test, 503
  - Taylor, 529
  - telescoping, 480
- Shell Method, 387, 391
- signed area, 233
- signed volume, 827, 828
- simple curve, 945
- simply connected, 945
- Simpson's Rule, 278, 280
  - error bounds, 281
- slope field, 428
- smooth, 709
  - curve, 562
  - surface, 960
- smooth curve
  - piecewise, 926
- speed, 717
- sphere, 632

- spherical coordinates, 889
- Squeeze Theorem, 22
- Stokes' Theorem, 984
- Sum/Difference Rule
  - of derivatives, 86
  - of integration, 226
  - of series, 482
- summation
  - notation, 244
  - properties, 246
- surface, 960
  - smooth, 960
- surface area, 858
  - of parametrized surface, 966, 967
  - solid of revolution, 399, 572, 596
- surface integral, 972
- surface of revolution, 636, 637
- tangent line, 64, 566, 590, 708
  - directional, 778
- tangent plane, 622, 783
  - to a graph, 622
- Taylor polynomial
  - of several variables, 813
- Taylor Polynomial
  - definition, 203
  - Taylor's Theorem, 206
- Taylor Series
  - common series, 534
  - definition, 529
  - equality with generating function, 531
- Taylor's Theorem, 206
  - in several variables, 813
- telescoping series, 480
- terminal point, 647
- theorem
  - Intermediate Value, 44
- torque, 678
- total differential, 749, 755
  - sensitivity analysis, 754
- total signed area, 233
- trace, 638
- transformation, 898, 904
- Trapezoidal Rule, 275, 280
  - error bounds, 281
- trigonometric function
  - continuity of, 20
- triple integral, 866, 877, 879
  - properties, 872
- unbounded sequence, 466
- unbounded set, 609
- unit normal vector
  - $a_N$ , 734
  - and acceleration, 733, 734
  - and curvature, 745
  - definition, 731
  - in  $\mathbb{R}^2$ , 733
- unit tangent vector
  - and acceleration, 733, 734
  - and curvature, 741, 745
  - $a_T$ , 734
  - definition, 730
  - in  $\mathbb{R}^2$ , 733
- unit vector, 651
  - properties, 653
  - standard unit vector, 654
  - unit normal vector, 731
  - unit tangent vector, 730
- vector field, 931
  - conservative, 945, 946
  - curl of, 934
  - divergence of, 933, 934
  - over vector field, 941
  - potential function of, 938, 946
- vector-valued function
  - algebra of, 701
  - arc length, 714
  - average rate of change, 703
  - continuity, 706
  - definition, 699
  - derivatives, 707, 709
  - describing motion, 717
  - displacement, 702
  - distance traveled, 724
  - graphing, 699
  - integration, 712
  - limits, 705
  - of constant length, 711, 721, 722, 731
  - projectile motion, 722
  - smooth, 709
  - tangent line, 708
- vectors, 647
  - algebra of, 649
  - algebraic properties, 651
  - component form, 648
  - cross product, 672, 674
  - definition, 647
  - dot product, 660, 661
  - Head To Tail Rule, 650
  - magnitude, 647
  - norm, 647
  - normal vector, 691



- orthogonal, [663](#)
- orthogonal decomposition, [667](#)
- orthogonal projection, [665](#)
- parallel, [653](#)
- Parallelogram Law, [650](#)
- resultant, [650](#)
- standard unit vector, [654](#)
- unit vector, [651](#), [653](#)
- zero vector, [650](#)
- velocity, [80](#), [717](#)
  - average velocity, [7](#)
- volume, [827](#), [828](#), [864](#)
- Washer Method, [380](#), [391](#)
- work, [405](#), [669](#)